


**AUDI FIS SKI WORLD CUP 2017/18**  
**Lake Louise (CAN)**

 1st LADIES' DOWNHILL  
**ALPHABETICAL LIST OF COMPETITORS**

Number of Competitors: 56, Number of NSA: 16

NSA	FIS Code	Name	FIS Points (16th of November 2017 - List 6)							
			DH	SL	GS	SG	AC			
<b>AUS</b> (1)	45331	<b>SMALL Greta</b>	38.77 (127)	23.42 (187)	19.73 (175)	31.72 (155)	42.69 (103)			
<b>AUT</b> (10)	56258	<b>AGER Christina</b>	15.92 (40)	34.22 (324)	24.09 (239)	18.89 (69)	19.11 (38)			
	56336	<b>DENGSCHERZ Dajana</b>	19.02 (52)	88.10 (1347)	25.39 (264)	15.49 (50)	44.26 (113)			
	56128	<b>HUETTER Cornelia</b>	4.23 (8)	712.89 (2921)	51.28 (786)	3.19 (7)	28.96 (56)			
	56328	<b>ORTLIEB Nina</b>	24.14 (70)	110.69 (1708)	17.50 (141)	17.24 (60)	44.80 (116)			
	56198	<b>SCHEYER Christine</b>	4.31 (11)	48.92 (577)	25.23 (261)	4.81 (14)	5.47 (19)			
	55970	<b>SCHMIDHOFER Nicole</b>	4.57 (12)	874.31 (2937)	67.26 (1099)	2.24 (4)	418.41 (997)			
	56087	<b>SIEBENHOFER Ramona</b>	5.07 (18)	55.80 (732)	22.64 (217)	28.40 (136)	5.37 (17)			
	56088	<b>TIPPLER Tamara</b>	5.41 (24)	361.94 (2820)	77.28 (1304)	19.26 (72)	156.87 (585)			
	55947	<b>VEITH Anna</b>	4.57 (12)	30.78 (276)	6.00 (31)	5.43 (23)	4.21 (9)			
56177	<b>VENIER Stephanie</b>	4.30 (10)	83.24 (1266)	79.19 (1336)	2.87 (6)	37.47 (87)				
<b>CAN</b> (4)	107697	<b>FLECKENSTEIN Stefanie</b>	43.28 (142)	26.92 (223)	19.25 (166)	23.93 (96)	49.24 (131)			
	107613	<b>GRENIER Valerie</b>	23.71 (69)	31.44 (284)	14.66 (104)	27.50 (128)	5.99 (29)			
	107583	<b>REMME Roni</b>	48.94 (161)	17.66 (118)	14.15 (93)	21.35 (83)	106.87 (397)			
	107532	<b>TOMMY Mikaela</b>	57.32 (187)	20.25 (152)	8.00 (44)	18.20 (66)	42.32 (101)			
<b>CRO</b> (1)	385096	<b>POPOVIC Leona</b>	63.45 (208)	18.08 (124)	11.49 (70)	25.98 (114)	5.91 (27)			
<b>CZE</b> (2)	155563	<b>KRIZOVA Klara</b>	31.00 (95)	157.94 (2229)	64.08 (1039)	16.15 (56)	48.07 (128)			
	155763	<b>LEDECKA Ester</b>	23.08 (63)	26.07 (208)	19.67 (173)	25.67 (109)	29.33 (58)			
<b>FRA</b> (4)	197641	<b>GAUCHE Laura</b>	35.91 (111)	73.00 (1057)	25.85 (275)	15.84 (53)	43.03 (104)			
	197383	<b>GAUTHIER Tiffany</b>	19.47 (53)	82.61 (1256)	18.92 (162)	5.77 (27)	69.66 (212)			
	197497	<b>MIRADOLI Romane</b>	18.42 (48)	42.81 (462)	15.09 (111)	8.50 (35)	22.77 (43)			
	197295	<b>PIOT Jennifer</b>	23.09 (65)	314.15 (2758)	36.07 (458)	25.20 (103)	47.19 (123)			
<b>GER</b> (4)	206652	<b>PFISTER Meike</b>	21.59 (59)	71.15 (1017)	25.32 (262)	20.50 (76)	33.48 (70)			
	205218	<b>REBENSBURG Viktoria</b>	4.22 (7)	381.78 (2829)	3.65 (5)	3.99 (10)	120.06 (455)			
	206668	<b>WEIDLE Kira</b>	25.22 (72)	146.42 (2130)	30.92 (366)	31.50 (154)	45.95 (118)			
	206460	<b>WENIG Michaela</b>	17.38 (43)	81.90 (1246)	31.55 (380)	16.30 (57)	33.68 (71)			
<b>HUN</b> (1)	245066	<b>MIKLOS Edit</b>	4.88 (15)	262.64 (2660)	97.27 (1639)	29.98 (141)	125.66 (480)			
<b>ITA</b> (8)	299466	<b>DELAGO Nicol</b>	19.65 (54)	98.54 (1530)	47.41 (704)	31.09 (151)	40.72 (95)			

1st LADIES' DOWNHILL  
**ALPHABETICAL LIST OF COMPETITORS**

Number of Competitors: 56, Number of NSA: 16

NSA	FIS Code	Name	FIS Points (16th of November 2017 - List 6)									
			DH	SL	GS	SG	AC					
<b>ITA</b> (8)	296472	<b>FANCHINI Elena</b>	5.17	(20)	999.00	(2943)	135.35	(2060)	33.43	(167)	69.51	(211)
	296729	<b>FANCHINI Nadia</b>	4.57	(12)	132.66	(1994)	11.32	(65)	5.11	(19)	649.00	(1084)
	298323	<b>GOGGIA Sofia</b>	1.75	(2)	62.87	(869)	3.07	(3)	3.19	(7)	4.23	(11)
	297195	<b>HOFER Anna</b>	27.10	(83)	206.54	(2496)	15.98	(121)	13.34	(42)	40.00	(92)
	296427	<b>SCHNARF Johanna</b>	4.23	(8)	89.01	(1364)	68.12	(1118)	5.41	(22)	26.42	(50)
	298767	<b>SOSIO Federica</b>	26.03	(79)	15.06	(86)	63.08	(1017)	26.27	(115)	5.94	(28)
	296431	<b>STUFFER Verena</b>	5.57	(26)	999.00	(2943)	226.40	(2554)	25.52	(106)	140.79	(529)
<b>LIE</b> (1)	355050	<b>WEIRATHER Tina</b>	3.88	(5)	327.45	(2783)	5.31	(16)	0.00	(1)	44.15	(110)
<b>MON</b> (1)	375018	<b>COLETTI Alexandra</b>	27.98	(87)	999.00	(2943)	122.21	(1927)	17.53	(64)	57.71	(161)
<b>NOR</b> (2)	426257	<b>LIE Kajsa Vickhoff</b>	29.42	(91)	16.99	(109)	25.60	(269)	14.09	(45)	35.73	(78)
	425929	<b>MOWINCKEL Ragnhild</b>	5.99	(30)	54.17	(693)	4.85	(12)	4.95	(17)	4.21	(9)
<b>NZL</b> (1)	415213	<b>WILLINGER Georgia</b>	50.27	(164)	45.61	(510)	39.98	(560)	55.41	(342)	-	
<b>SLO</b> (1)	565320	<b>FERK Marusa</b>	23.26	(67)	5.99	(30)	13.01	(86)	21.02	(78)	4.05	(8)
<b>SUI</b> (7)	515997	<b>FEIERABEND Denise</b>	18.68	(51)	5.58	(23)	39.69	(552)	39.65	(227)	4.39	(12)
	516248	<b>FLURY Jasmine</b>	5.32	(23)	200.63	(2471)	24.37	(245)	5.64	(25)	73.22	(234)
	516284	<b>GISIN Michelle</b>	5.61	(27)	5.30	(16)	19.64	(172)	27.24	(125)	1.86	(4)
	516138	<b>GUT Lara</b>	3.15	(3)	47.00	(540)	3.85	(8)	1.98	(3)	6.00	(32)
	516185	<b>HAEHLEN Joana</b>	22.69	(62)	161.33	(2252)	38.03	(510)	5.43	(23)	46.60	(121)
	516219	<b>NUFER Priska</b>	22.23	(60)	101.64	(1576)	30.22	(355)	20.70	(77)	29.24	(57)
	516319	<b>SUTER Corinne</b>	5.22	(21)	213.78	(2532)	23.59	(228)	4.72	(13)	30.55	(63)
<b>USA</b> (8)	537582	<b>COOK Stacey</b>	5.08	(19)	435.78	(2853)	46.64	(691)	7.86	(33)	46.01	(119)
	6535455	<b>JOHNSON Breezy</b>	5.25	(22)	80.82	(1223)	55.35	(872)	24.84	(100)	124.89	(474)
	538685	<b>MCKENNIS Alice</b>	17.96	(44)	767.61	(2927)	106.50	(1756)	14.58	(48)	96.55	(356)
	6535600	<b>MERRYWEATHER Alice</b>	20.74	(58)	38.46	(398)	22.16	(210)	18.17	(65)	58.12	(166)
	538573	<b>ROSS Laurene</b>	4.19	(6)	322.91	(2775)	57.23	(910)	4.91	(15)	5.53	(21)
	6535237	<b>SHIFFRIN Mikaela</b>	22.53	(61)	0.00	(1)	1.08	(2)	5.70	(26)	4.03	(7)
	537544	<b>VONN Lindsey</b>	3.34	(4)	56.15	(739)	9.84	(56)	4.91	(15)	5.45	(18)
	539536	<b>WILES Jacqueline</b>	5.01	(17)	58.80	(786)	87.74	(1496)	13.73	(44)	49.57	(132)

<b>LEGEND</b>	<b>DH</b> Downhill	<b>SL</b> Slalom	<b>GS</b> Giant Slalom	<b>SG</b> Super-G	<b>AC</b> Alpine Combined
---------------	--------------------	------------------	------------------------	-------------------	---------------------------

01-12-2017 / Lake Louise (CAN) / 5011

Page 2/2

Data Processing by LONGINES

[www.fis-ski.com](http://www.fis-ski.com)

LONGINES Timing

Generation Date: THU 30 NOV 2017

Time: 17:35

Document: 32E 1.0




**AUDI FIS SKI WORLD CUP 2017/18**

**Lake Louise (CAN)**


1st LADIES' DOWNHILL

FRI 1 DEC 2017

**DRAW LIST BY POINTS**
**Number of Competitors: 56, Number of NSA: 16    Ranked 120 in the FIS List: JAY MARCHAND. M.    FIS Pts: 37.29**

No.	FIS Code	Name	NSA	WCSL-DH	WCSL-O	FIS-DH
1	298323	GOGGIA Sofia	ITA	510 (2)	1256 (3)	1.75 (1)
2	516138	GUT Lara	SUI	360 (3)	1018 (4)	3.15 (2)
3	537544	VONN Lindsey	USA	340 (4)	516 (15)	3.34 (3)
4	355050	WEIRATHER Tina	LIE	282 (5)	939 (7)	3.88 (4)
5	538573	ROSS Laurene	USA	249 (6)	422 (20)	4.19 (5)
6	205218	REBENSBURG Viktoria	GER	245 (7)	870 (8)	4.22 (6)
7	56128	HUETTER Cornelia	AUT	244 (8)	523 (14)	4.23 (8)
8	296427	SCHNARF Johanna	ITA	244 (8)	352 (32)	4.23 (7)
9	56177	VENIER Stephanie	AUT	237 (10)	550 (11)	4.30 (9)
10	56198	SCHEYER Christine	AUT	236 (11)	419 (22)	4.31 (10)
11	55970	SCHMIDHOFER Nicole	AUT	208 (12)	548 (12)	4.57 (13)
12	55947	VEITH Anna	AUT	208 (12)	397 (25)	4.57 (12)
13	296729	FANCHINI Nadia	ITA	208 (12)	361 (31)	4.57 (11)
14	245066	MIKLOS Edit	HUN	175 (15)	198 (47)	4.88 (14)
15	539536	WILES Jacqueline	USA	161 (17)	198 (47)	5.01 (15)
16	+500 6535237	SHIFFRIN Mikaela	USA	33 (38)	1724 (1)	22.53 (37)
17	56087	SIEBENHOFER Ramona	AUT	154 (18)	241 (41)	5.07 (16)
18	537582	COOK Stacey	USA	153 (19)	163 (54)	5.08 (17)
19	296472	FANCHINI Elena	ITA	144 (20)	152 (57)	5.17 (18)
20	516319	SUTER Corinne	SUI	138 (21)	296 (37)	5.22 (19)
21	6535455	JOHNSON Breezy	USA	135 (22)	162 (55)	5.25 (20)
22	516248	FLURY Jasmine	SUI	128 (23)	202 (46)	5.32 (21)
23	56088	TIPPLER Tamara	AUT	118 (24)	130 (64)	5.41 (22)
24	296431	STUFFER Verena	ITA	101 (26)	115 (68)	5.57 (23)
25	516284	GISIN Michelle	SUI	97 (27)	450 (18)	5.61 (24)
26	425929	MOWINCKEL Ragnhild	NOR	56 (30)	487 (16)	5.99 (25)
27	516219	NUFER Priska	SUI	42 (33)	110 (70)	22.23 (36)
28	538685	MCKENNIS Alice	USA	40 (34)	51 (86)	17.96 (28)
29	155763	LEDECKA Ester	CZE	37 (35)	61 (83)	23.08 (39)
30	299466	DELAGO Nicol	ITA	32 (39)	50 (88)	19.65 (33)
31	56258	AGER Christina	AUT	3 (52)	3 (138)	15.92 (26)
32	206460	WENIG Michaela	GER	24 (42)	24 (104)	17.38 (27)
33	197497	MIRADOLI Romane	FRA	7 (47)	59 (84)	18.42 (29)
34	515997	FEIERABEND Denise	SUI	13 (46)	249 (40)	18.68 (30)
35	56336	DENGSCHERZ Dajana	AUT	-	-	19.02 (31)
36	197383	GAUTHIER Tiffany	FRA	17 (45)	81 (80)	19.47 (32)
37	6535600	MERRYWEATHER Alice	USA	-	-	20.74 (34)



**Number of Competitors: 56, Number of NSA: 16    Ranked 120 in the FIS List: JAY MARCHAND. M.    FIS Pts: 37.29**

No.	FIS Code	Name	NSA	WCSL-DH	WCSL-O	FIS-DH
38	206652	<b>PFISTER Meike</b>	GER	-	-	21.59 (35)
39	516185	<b>HAEHLEN Joana</b>	SUI	30 (40)	135 (63)	22.69 (38)
40	197295	<b>PIOT Jennifer</b>	FRA	7 (47)	7 (122)	23.09 (40)
41	565320	<b>FERK Marusa</b>	SLO	5 (50)	161 (56)	23.26 (41)
42	107613	<b>GRENIER Valerie</b>	CAN	20 (43)	91 (77)	23.71 (42)
43	56328	<b>ORTLIEB Nina</b>	AUT	-	-	24.14 (43)
44	206668	<b>WEIDLE Kira</b>	GER	4 (51)	18 (111)	25.22 (44)
45	298767	<b>SOSIO Federica</b>	ITA	-	26 (102)	26.03 (45)
46	297195	<b>HOFER Anna</b>	ITA	-	4 (134)	27.10 (46)
47	375018	<b>COLETTI Alexandra</b>	MON	7 (47)	7 (122)	27.98 (47)
48	426257	<b>LIE Kajska Vickhoff</b>	NOR	-	-	29.42 (48)
49	155563	<b>KRIZOVA Klara</b>	CZE	-	-	31.00 (49)
50	197641	<b>GAUCHE Laura</b>	FRA	-	19 (110)	35.91 (50)
51	45331	<b>SMALL Greta</b>	AUS	-	-	> 38.77 (51)
52	107697	<b>FLECKENSTEIN Stefanie</b>	CAN	-	-	> 43.28 (52)
53	107583	<b>REMME Roni</b>	CAN	-	-	> 48.94 (53)
54	415213	<b>WILLINGER Georgia</b>	NZL	-	-	> 50.27 (54)
55	107532	<b>TOMMY Mikaela</b>	CAN	-	3 (138)	> 57.32 (55)
56	385096	<b>POPOVIC Leona</b>	CRO	-	27 (101)	> 63.45 (56)

<b>LEGEND</b>			
<b>+500</b>	More than 500 points on WCSL-O after 15th place or after 30th place	<b>WCSL-O</b>	Overall WCSL points
<b>WCSL-DH</b>	World Cup Start List points for Downhill	<b>No.</b>	Control Number
<b>FIS-DH</b>	FIS points for Downhill		

01-12-2017 / Lake Louise (CAN) / 5011

Page 2/2

Data Processing by LONGINES

[www.fis-ski.com](http://www.fis-ski.com)

LONGINES Timing

Generation Date: THU 30 NOV 2017

Time: 17:35

Document: 45A 1.0





## AUDI FIS SKI WORLD CUP 2017/18

### Lake Louise (CAN)



### 1st LADIES' DOWNHILL START LIST

FRI 1 DEC 2017  
Start Time: 12:30

Jury			Technical Data	
<b>TD FIS</b>	Jenna GINSBERG	USA	<b>Course Name</b>	Men's Olympic / East Summit
<b>Referee</b>	Atle SKAARDAL	FIS	<b>Start Altitude</b>	2476 m
<b>Assistant Referee</b>	Jean-Philippe VULLIET	FIS	<b>Finish Altitude</b>	1680 m
<b>Chief of Race</b>	Jim BREWINGTON	CAN	<b>Vertical Drop</b>	796 m
			<b>Course Length</b>	3070 m
			<b>Homologation Number</b>	12177/11/16

#### Race Information

<b>Course Setter</b>	Jean-Philippe VULLIET	FIS		
<b>Number of Gates</b>	42			
<b>Start Time</b>	12:30			
<b>Forerunners</b>	A - Adrien GRABINSKI	CAN	D - Carson COOK	CAN
	B - Andrew WILSON	CAN	E - Jake MEALEY	CAN
	C - Will KING	CAN	F - Sam WALL	CAN

**Number of Competitors: 56, Number of NSA: 16**

Bib	FIS Code	Name	Year of Birth	NSA	Time	Ski
1	56198	SCHEYER Christine	1994	AUT		Head
2	56087	SIEBENHOFER Ramona	1991	AUT		Fischer
3	205218	REBENSBURG Viktoria	1989	GER		Stoeckli
4	539536	WILES Jacqueline	1992	USA		Rossignol
5	538573	ROSS Laurene	1988	USA		Voelkl
6	296472	FANCHINI Elena	1985	ITA		Dynastar
7	298323	GOGGIA Sofia	1992	ITA		Atomic
8	516319	SUTER Corinne	1994	SUI		Head
9	516138	GUT Lara	1991	SUI		Head
10	6535237	SHIFFRIN Mikaela	1995	USA		Atomic
11	56177	VENIER Stephanie	1993	AUT		Atomic
12	296729	FANCHINI Nadia	1986	ITA		Dynastar
13	355050	WEIRATHER Tina	1989	LIE		Head
14	537582	COOK Stacey	1984	USA		Stoeckli
15	56128	HUETTER Cornelia	1992	AUT		Head
16	55947	VEITH Anna	1989	AUT		Head
17	537544	VONN Lindsey	1984	USA		Head
18	245066	MIKLOS Edit	1988	HUN		Head
19	296427	SCHNARF Johanna	1984	ITA		Fischer
20	55970	SCHMIDHOFER Nicole	1989	AUT		Fischer
21	538685	MCKENNIS Alice	1989	USA		Head
22	425929	MOWINCKEL Ragnhild	1992	NOR		Head
23	155763	LEDECKA Ester	1995	CZE		Atomic



**Number of Competitors: 56, Number of NSA: 16**

Bib	FIS Code	Name	Year of Birth	NSA	Time	Ski
24	56088	TIPPLER Tamara	1991	AUT		Voelkl
25	516248	FLURY Jasmine	1993	SUI		Stoeckli
26	296431	STUFFER Verena	1984	ITA		Fischer
27	516219	NUFER Priska	1992	SUI		Dynastar
28	516284	GISIN Michelle	1993	SUI		Rossignol
29	6535455	JOHNSON Breezy	1996	USA		Atomic
30	299466	DELAGO Nicol	1996	ITA		Atomic
31	56258	AGER Christina	1995	AUT		Atomic
32	206460	WENIG Michaela	1992	GER		Voelkl
33	197497	MIRADOLI Romane	1994	FRA		Dynastar
34	515997	FEIERABEND Denise	1989	SUI		Head
35	56336	DENGSCHERZ Dajana	1996	AUT		Head
36	197383	GAUTHIER Tiffany	1993	FRA		Rossignol
37	6535600	MERRYWEATHER Alice	1996	USA		Rossignol
38	206652	PFISTER Meike	1996	GER		Rossignol
39	516185	HAEHLEN Joana	1992	SUI		Voelkl
40	197295	PIOT Jennifer	1992	FRA		Rossignol
41	565320	FERK Marusa	1988	SLO		Stoeckli
42	107613	GRENIER Valerie	1996	CAN		Rossignol
43	56328	ORTLIEB Nina	1996	AUT		Head
44	206668	WEIDLE Kira	1996	GER		Rossignol
45	298767	SOSIO Federica	1994	ITA		Fischer
46	297195	HOFER Anna	1988	ITA		Atomic
47	375018	COLETTI Alexandra	1983	MON		Head
48	426257	LIE Kajsja Vickhoff	1998	NOR		Rossignol
49	155563	KRIZOVA Klara	1989	CZE		Voelkl
50	197641	GAUCHE Laura	1995	FRA		Salomon
51	45331	SMALL Greta	1995	AUS		Atomic
52	107697	FLECKENSTEIN Stefanie	1997	CAN		Rossignol
53	107583	REMME Roni	1996	CAN		Head
54	415213	WILLINGER Georgia	1997	NZL		
55	107532	TOMMY Mikaela	1995	CAN		Dynastar
56	385096	POPOVIC Leona	1997	CRO		Fischer





## AUDI FIS SKI WORLD CUP 2017/18

### Lake Louise (CAN)



### 1st LADIES' DOWNHILL OFFICIAL RESULTS

FRI 1 DEC 2017  
Start Time: 12:30

Jury			Technical Data	
<b>TD FIS</b>	Jenna GINSBERG	USA	<b>Course Name</b>	Men's Olympic / East Summit
<b>Referee</b>	Atle SKAARDAL	FIS	<b>Start Altitude</b>	2476 m
<b>Assistant Referee</b>	Jean-Philippe VULLIET	FIS	<b>Finish Altitude</b>	1680 m
<b>Chief of Race</b>	Jim BREWINGTON	CAN	<b>Vertical Drop</b>	796 m
			<b>Course Length</b>	3070 m
			<b>Homologation Number</b>	12177/11/16

#### Race Information


<b>Course Setter</b>	Jean-Philippe VULLIET	FIS		
<b>Number of Gates</b>	42			
<b>Start Time</b>	12:30			
<b>Forerunners</b>	A - Adrien GRABINSKI	CAN	D - Carson COOK	CAN
	B - Andrew WILSON	CAN	E - Jake MEALEY	CAN
	C - Will KING	CAN	F - Sam WALL	CAN

Number of Competitors: 56, Number of NSA: 16

F-factor: 1250

Rank	Bib	FIS Code	Name	Year of Birth	NSA	Time	Diff.	Dist. (m)	Race Points	Ski
1	15	56128	HUETTER Cornelia	1992	AUT	1:48.53			0.00	Head
2	13	355050	WEIRATHER Tina	1989	LIE	1:48.62	0.09	2.54	1.04	Head
3	10	6535237	SHIFFRIN Mikaela	1995	USA	1:48.83	0.30	8.46	3.46	Atomic
4	6	296472	FANCHINI Elena	1985	ITA	1:49.17	0.64	18.00	7.37	Dynastar
5	4	539536	WILES Jacqueline	1992	USA	1:49.28	0.75	21.07	8.64	Rossignol
6	7	298323	GOGGIA Sofia	1992	ITA	1:49.29	0.76	21.35	8.75	Atomic
7	3	205218	REBENBURG Viktoria	1989	GER	1:49.42	0.89	24.97	10.25	Stoeckli
8	28	516284	GISIN Michelle	1993	SUI	1:49.50	0.97	27.20	11.17	Rossignol
9	9	516138	GUT Lara	1991	SUI	1:49.60	1.07	29.97	12.32	Head
10	29	6535455	JOHNSON Breezy	1996	USA	1:49.76	1.23	34.40	14.17	Atomic
11	14	537582	COOK Stacey	1984	USA	1:49.86	1.33	37.17	15.32	Stoeckli
12	1	56198	SCHEYER Christine	1994	AUT	1:49.91	1.38	38.55	15.89	Head
13	23	155763	LEDECKA Ester	1995	CZE	1:50.06	1.53	42.68	17.62	Atomic
13	2	56087	SIEBENHOFER Ramona	1991	AUT	1:50.06	1.53	42.68	17.62	Fischer
15	11	56177	VENIER Stephanie	1993	AUT	1:50.19	1.66	46.25	19.12	Atomic
16	8	516319	SUTER Corinne	1994	SUI	1:50.26	1.73	48.17	19.93	Head
17	25	516248	FLURY Jasmine	1993	SUI	1:50.35	1.82	50.63	20.96	Stoeckli
18	19	296427	SCHNARF Johanna	1984	ITA	1:50.49	1.96	54.46	22.57	Fischer
19	26	296431	STUFFER Verena	1984	ITA	1:50.58	2.05	56.91	23.61	Fischer
20	30	299466	DELAGO Nicol	1996	ITA	1:50.59	2.06	57.19	23.73	Atomic
21	16	55947	VEITH Anna	1989	AUT	1:50.64	2.11	58.55	24.30	Head

#892 \_\_\_\_\_



Number of Competitors: 56, Number of NSA: 16

F-factor: 1250

Rank	Bib	FIS Code	Name	Year of Birth	NSA	Time	Diff.	Dist. (m)	Race Points	Ski
22	20	55970	SCHMIDHOFER Nicole	1989	AUT	1:50.71	2.18	60.45	25.11	Fischer
23	44	206668	WEIDLE Kira	1996	GER	1:50.78	2.25	62.35	25.91	Rossignol
24	21	538685	MCKENNIS Alice	1989	USA	1:50.91	2.38	65.88	27.41	Head
25	34	515997	FEIERABEND Denise	1989	SUI	1:50.94	2.41	66.69	27.76	Head
26	22	425929	MOWINCKEL Ragnhild	1992	NOR	1:50.97	2.44	67.50	28.10	Head
27	32	206460	WENIG Michaela	1992	GER	1:51.16	2.63	72.63	30.29	Voelkl
28	50	197641	GAUCHE Laura	1995	FRA	1:51.22	2.69	74.25	30.98	Salomon
29	24	56088	TIPPLER Tamara	1991	AUT	1:51.31	2.78	76.67	32.02	Voelkl
30	27	516219	NUFER Priska	1992	SUI	1:51.41	2.88	79.36	33.17	Dynastar
31	36	197383	GAUTHIER Tiffany	1993	FRA	1:51.48	2.95	81.24	33.98	Rossignol
32	42	107613	GRENIER Valerie	1996	CAN	1:51.56	3.03	83.38	34.90	Rossignol
33	31	56258	AGER Christina	1995	AUT	1:51.63	3.10	85.25	35.70	Atomic
34	38	206652	PFISTER Meike	1996	GER	1:51.78	3.25	89.26	37.43	Rossignol
35	39	516185	HAEHLEN Joana	1992	SUI	1:51.81	3.28	90.06	37.78	Voelkl
36	35	56336	DENGSCHERZ Dajana	1996	AUT	1:51.82	3.29	90.33	37.89	Head
37	33	197497	MIRADOLI Romane	1994	FRA	1:52.02	3.49	95.65	40.20	Dynastar
38	12	296729	FANCHINI Nadia	1986	ITA	1:52.26	3.73	102.01	42.96	Dynastar
39	37	6535600	MERRYWEATHER Alice	1996	USA	1:52.48	3.95	107.81	45.49	Rossignol
40	48	426257	LIE Kaja Vickhoff	1998	NOR	1:52.62	4.09	111.49	47.11	Rossignol
41	43	56328	ORTLIEB Nina	1996	AUT	1:52.71	4.18	113.86	48.14	Head
42	40	197295	PIOT Jennifer	1992	FRA	1:52.74	4.21	114.64	48.49	Rossignol
43	52	107697	FLECKENSTEIN Stefanie	1997	CAN	1:52.80	4.27	116.21	49.18	Rossignol
44	18	245066	MIKLOS Edit	1988	HUN	1:52.90	4.37	118.83	50.33	Head
45	41	565320	FERK Marusa	1988	SLO	1:52.98	4.45	120.92	51.25	Stoeckli
46	53	107583	REMME Roni	1996	CAN	1:53.02	4.49	121.96	51.71	Head
47	47	375018	COLETTI Alexandra	1983	MON	1:53.03	4.50	122.22	51.83	Head
48	46	297195	HOFER Anna	1988	ITA	1:53.21	4.68	126.91	53.90	Atomic
49	55	107532	TOMMY Mikaela	1995	CAN	1:54.04	5.51	148.33	63.46	Dynastar
50	51	45331	SMALL Greta	1995	AUS	1:54.68	6.15	164.64	70.83	Atomic
51	45	298767	SOSIO Federica	1994	ITA	1:54.99	6.46	172.47	74.40	Fischer
52	54	415213	WILLINGER Georgia	1997	NZL	1:55.13	6.60	175.99	76.02	

**DID NOT START: 3 competitors**

5	538573	ROSS Laurene	1988	USA						Voelkl
49	155563	KRIZOVA Klara	1989	CZE						Voelkl
56	385096	POPOVIC Leona	1997	CRO						Fischer

**DID NOT FINISH: 1 competitor**

17	537544	VONN Lindsey	1984	USA						Head
----	--------	--------------	------	-----	--	--	--	--	--	------

Technical Delegate:  
**Jenna GINSBERG (USA) #892**







## AUDI FIS SKI WORLD CUP 2017/18

### Lake Louise (CAN)



### 1st LADIES' DOWNHILL PENALTY CALCULATION

FRI 1 DEC 2017

**Best 10 at Finish**

Rank	Bib	FIS Code	Name	NSA	FIS Points	Best 5	Race Points
1	15	56128	HUETTER Cornelia	AUT	4.23	4.23	0.00
2	13	355050	WEIRATHER Tina	LIE	3.88	3.88	1.04
3	10	6535237	SHIFFRIN Mikaela	USA	22.53		
4	6	296472	FANCHINI Elena	ITA	5.17		
5	4	539536	WILES Jacqueline	USA	5.01		
6	7	298323	GOGGIA Sofia	ITA	1.75	1.75	8.75
7	3	205218	REBENSBURG Viktoria	GER	4.22	4.22	10.25
8	28	516284	GISIN Michelle	SUI	5.61		
9	9	516138	GUT Lara	SUI	3.15	3.15	12.32
10	29	6535455	JOHNSON Breezy	USA	5.25		

**Best 5 FIS Points at Start**

Rank	Bib	FIS Code	Name	NSA	FIS Points
6	7	298323	GOGGIA Sofia	ITA	1.75
9	9	516138	GUT Lara	SUI	3.15
DNF	17	537544	VONN Lindsey	USA	3.34
2	13	355050	WEIRATHER Tina	LIE	3.88
7	3	205218	REBENSBURG Viktoria	GER	4.22

<b>TOTALS:</b>			
FIS Points of Best 5 at Start (B)	16.34		
FIS Points of Best at Finish in Top 10 (A)		17.23	
Race Points of Corresponding Competitors (C)			32.36
Calculated Penalty (A+B-C) : 10 =>	0.121		
Rounded	0.12		
Category Adder	0.00		
Correction Value (Z)	0.00		
Calculated Penalty	0.12		
Penalty Applied	0.00		

Technical Delegate:  
**Jenna GINSBERG (USA) #892**





## AUDI FIS SKI WORLD CUP 2017/18

### Lake Louise (CAN)



### 1st LADIES' DOWNHILL PERFORMANCE ANALYSIS 1

FRI 1 DEC 2017

Number of Competitors: 52

Rank	Bib	Name Ski	NSA	Positions			Partials			Difference		Speed	
				Pos.	Time	Rank	Pos.	Time	Rank	Time	Dist(m)	Pos.	km/h
1	15	<b>HUETTER Cornelia</b> Head	AUT	Int1: 20.27 (11) Int2: 31.90 (15) Int3: 52.98 (6) Int4: 1:18.06 (2) Int5: 1:35.17 (2) Fin: 1:48.53 (1)	I1-I2: 11.63 (18) I2-I3: 21.08 (2) I3-I4: 25.08 (1) I4-I5: 17.11 (3) I5-Fin: 13.36 (5)	0.35 0.69 0.42 0.26 0.16 0.00			Sp1: 125.97 (12) Sp2: 130.99 (2) Sp3: 105.84 (7)			Avg.: 101.83	
2	13	<b>WEIRATHER Tina</b> Head	LIE	Int1: 20.24 (7) Int2: 31.56 (4) Int3: 52.56 (1) Int4: 1:17.80 (1) Int5: 1:35.01 (1) Fin: 1:48.62 (2)	I1-I2: 11.32 (2) I2-I3: 21.00 (1) I3-I4: 25.24 (3) I4-I5: 17.21 (5) I5-Fin: 13.61 (15)	0.32 0.35 0.00 0.00 0.00 0.09		2.54	Sp1: 127.88 (1) Sp2: 128.01 (19) Sp3: 105.82 (8)			Avg.: 101.75	
3	10	<b>SHIFFRIN Mikaela</b> Atomic	USA	Int1: 20.34 (14) Int2: 31.99 (17) Int3: 53.40 (14) Int4: 1:18.51 (6) Int5: 1:35.54 (3) Fin: 1:48.83 (3)	I1-I2: 11.65 (22) I2-I3: 21.41 (11) I3-I4: 25.11 (2) I4-I5: 17.03 (2) I5-Fin: 13.29 (1)	0.42 0.78 0.84 0.71 0.53 0.30		8.46	Sp1: 121.90 (48) Sp2: 129.80 (8) Sp3: 106.46 (5)			Avg.: 101.55	
4	6	<b>FANCHINI Elena</b> Dynastar	ITA	Int1: 19.93 (2) Int2: 31.46 (3) Int3: 52.85 (3) Int4: 1:18.43 (4) Int5: 1:35.81 (7) Fin: 1:49.17 (4)	I1-I2: 11.53 (9) I2-I3: 21.39 (9) I3-I4: 25.58 (8) I4-I5: 17.38 (15) I5-Fin: 13.36 (5)	0.01 0.25 0.29 0.63 0.80 0.64		18.00	Sp1: 124.91 (23) Sp2: 130.41 (4) Sp3: 103.07 (20)			Avg.: 101.24	
5	4	<b>WILES Jacqueline</b> Rossignol	USA	Int1: 19.92 (1) Int2: 31.21 (1) Int3: 52.56 (1) Int4: 1:18.36 (3) Int5: 1:35.77 (4) Fin: 1:49.28 (5)	I1-I2: 11.29 (1) I2-I3: 21.35 (7) I3-I4: 25.80 (21) I4-I5: 17.41 (18) I5-Fin: 13.51 (13)	0.00 0.00 0.00 0.56 0.76 0.75		21.07	Sp1: Sp2: 127.87 (20) Sp3: 104.78 (12)			Avg.: 101.13	
6	7	<b>GOGGIA Sofia</b> Atomic	ITA	Int1: 20.25 (8) Int2: 31.79 (9) Int3: 53.29 (10) Int4: 1:18.54 (7) Int5: 1:35.80 (5) Fin: 1:49.29 (6)	I1-I2: 11.54 (10) I2-I3: 21.50 (17) I3-I4: 25.25 (4) I4-I5: 17.26 (6) I5-Fin: 13.49 (12)	0.33 0.58 0.73 0.74 0.79 0.76		21.35	Sp1: 124.17 (26) Sp2: 130.20 (6) Sp3: 104.80 (11)			Avg.: 101.13	
7	3	<b>REBENBURG Viktoria</b> Stoekli	GER	Int1: 20.19 (6) Int2: 31.75 (7) Int3: 52.97 (4) Int4: 1:18.58 (8) Int5: 1:36.09 (8) Fin: 1:49.42 (7)	I1-I2: 11.56 (13) I2-I3: 21.22 (3) I3-I4: 25.61 (10) I4-I5: 17.51 (28) I5-Fin: 13.33 (4)	0.27 0.54 0.41 0.78 1.08 0.89		24.97	Sp1: 126.25 (8) Sp2: 125.51 (36) Sp3: 103.32 (17)			Avg.: 101.01	


Number of Competitors: 52

Rank	Bib	Name Ski	NSA	Positions			Partials			Difference		Speed	
				Pos.	Time	Rank	Pos.	Time	Rank	Time	Dist(m)	Pos.	km/h
8	28	<b>GISIN Michelle</b> Rossignol	SUI	Int1: 20.33 (13) Int2: 31.92 (16) Int3: 53.22 (8) Int4: 1:18.92 (9) Int5: 1:36.21 (9) Fin: 1:49.50 (8)	I1-I2: 11.59 (16) I2-I3: 21.30 (4) I3-I4: 25.70 (15) I4-I5: 17.29 (7) I5-Fin: 13.29 (1)	0.41 0.71 0.66 1.12 1.20 0.97	27.20	Avg.: 100.93	Sp1: 127.32 (2) Sp2: 126.18 (33) Sp3: 103.92 (13)				
9	9	<b>GUT Lara</b> Head	SUI	Int1: 20.16 (5) Int2: 31.62 (6) Int3: 52.97 (4) Int4: 1:18.44 (5) Int5: 1:35.80 (5) Fin: 1:49.60 (9)	I1-I2: 11.46 (4) I2-I3: 21.35 (7) I3-I4: 25.47 (6) I4-I5: 17.36 (13) I5-Fin: 13.80 (30)	0.24 0.41 0.41 0.64 0.79 1.07	29.97	Avg.: 100.84	Sp1: 123.97 (30) Sp2: 130.34 (5) Sp3: 104.88 (10)				
10	29	<b>JOHNSON Breezy</b> Atomic	USA	Int1: 20.52 (26) Int2: 32.07 (21) Int3: 53.81 (23) Int4: 1:19.33 (16) Int5: 1:36.30 (11) Fin: 1:49.76 (10)	I1-I2: 11.55 (11) I2-I3: 21.74 (27) I3-I4: 25.52 (7) I4-I5: 16.97 (1) I5-Fin: 13.46 (8)	0.60 0.86 1.25 1.53 1.29 1.23	34.40	Avg.: 100.69	Sp1: 123.86 (35) Sp2: 128.39 (14) Sp3: 108.78 (1)				
11	14	<b>COOK Stacey</b> Stoeckli	USA	Int1: 20.26 (10) Int2: 31.82 (11) Int3: 53.39 (13) Int4: 1:19.20 (14) Int5: 1:36.55 (15) Fin: 1:49.86 (11)	I1-I2: 11.56 (13) I2-I3: 21.57 (20) I3-I4: 25.81 (22) I4-I5: 17.35 (12) I5-Fin: 13.31 (3)	0.34 0.61 0.83 1.40 1.54 1.33	37.17	Avg.: 100.60	Sp1: 126.07 (10) Sp2: 129.97 (7) Sp3: 101.34 (28)				
12	1	<b>SCHEYER Christine</b> Head	AUT	Int1: 20.09 (4) Int2: 31.57 (5) Int3: 53.27 (9) Int4: 1:19.05 (12) Int5: 1:36.22 (10) Fin: 1:49.91 (12)	I1-I2: 11.48 (7) I2-I3: 21.70 (26) I3-I4: 25.78 (19) I4-I5: 17.17 (4) I5-Fin: 13.69 (20)	0.17 0.36 0.71 1.25 1.21 1.38	38.55	Avg.: 100.55	Sp1: 124.97 (21) Sp2: 131.76 (1) Sp3: 103.11 (19)				
13	23	<b>LEDECKA Ester</b> Atomic	CZE	Int1: 20.39 (17) Int2: 31.86 (12) Int3: 53.33 (11) Int4: 1:19.06 (13) Int5: 1:36.40 (14) Fin: 1:50.06 (13)	I1-I2: 11.47 (5) I2-I3: 21.47 (14) I3-I4: 25.73 (16) I4-I5: 17.34 (10) I5-Fin: 13.66 (18)	0.47 0.65 0.77 1.26 1.39 1.53	42.68	Avg.: 100.42	Sp1: 126.60 (4) Sp2: 127.49 (24) Sp3: 106.06 (6)				
13	2	<b>SIEBENHOFER Ramona</b> Fischer	AUT	Int1: 20.25 (8) Int2: 31.77 (8) Int3: 53.10 (7) Int4: 1:18.95 (10) Int5: 1:36.34 (12) Fin: 1:50.06 (13)	I1-I2: 11.47 (5) I2-I3: 21.33 (6) I3-I4: 25.85 (23) I4-I5: 17.39 (16) I5-Fin: 13.72 (22)	0.56 0.54 1.15 1.33 1.53	42.68	Avg.: 100.42	Sp1: 126.27 (7) Sp2: 127.68 (21) Sp3: 103.52 (16)				
15	11	<b>VENIER Stephanie</b> Atomic	AUT	Int1: 20.25 (8) Int2: 31.89 (13) Int3: 53.42 (15) Int4: 1:19.04 (11) Int5: 1:36.34 (12) Fin: 1:50.19 (15)	I1-I2: 11.64 (21) I2-I3: 21.53 (18) I3-I4: 25.62 (12) I4-I5: 17.30 (9) I5-Fin: 13.85 (32)	0.33 0.68 0.86 1.24 1.33 1.66	46.25	Avg.: 100.30	Sp1: 123.55 (40) Sp2: 130.75 (3) Sp3: 107.73 (4)				
16	8	<b>SUTER Corinne</b> Head	SUI	Int1: 19.95 (3) Int2: 31.38 (2) Int3: 53.72 (22) Int4: 1:19.30 (15) Int5: 1:36.80 (16) Fin: 1:50.26 (16)	I1-I2: 11.43 (3) I2-I3: 22.34 (49) I3-I4: 25.58 (8) I4-I5: 17.50 (26) I5-Fin: 13.46 (8)	0.03 0.17 1.16 1.50 1.79 1.73	48.17	Avg.: 100.24	Sp1: 123.83 (36) Sp2: 128.79 (11) Sp3: 100.39 (33)				



**Number of Competitors: 52**

Rank	Bib	Name Ski	NSA	Positions			Partials			Difference		Speed		
				Pos.	Time	Rank	Pos.	Time	Rank	Time	Dist(m)	Pos.	km/h	Rank
17	25	<b>FLURY Jasmine</b> Stoekli	SUI	Int1:	20.38	(16)	I1-J2:	11.51	(8)	0.46		Sp1:	122.64	(46)
				Int2:	31.89	(13)	I2-J3:	21.49	(15)	0.68		Sp2:	127.20	(26)
				Int3:	53.38	(12)	I3-I4:	26.11	(29)	0.82		Sp3:	101.50	(27)
				Int4:	1:19.49	(20)	I4-I5:	17.40	(17)	1.69				
				Int5:	1:36.89	(19)	I5-Fin:	13.46	(8)	1.88				
				Fin:	1:50.35	(17)				1.82	50.63	Avg.:	100.15	
18	19	<b>SCHNARF Johanna</b> Fischer	ITA	Int1:	20.63	(32)	I1-J2:	11.58	(15)	0.71		Sp1:	125.07	(19)
				Int2:	32.21	(28)	I2-J3:	21.49	(15)	1.00		Sp2:	128.69	(13)
				Int3:	53.70	(21)	I3-I4:	25.79	(20)	1.14		Sp3:	103.73	(15)
				Int4:	1:19.49	(20)	I4-I5:	17.49	(25)	1.69				
				Int5:	1:36.98	(21)	I5-Fin:	13.51	(13)	1.97				
				Fin:	1:50.49	(18)				1.96	54.46	Avg.:	100.03	
19	26	<b>STUFFER Verena</b> Fischer	ITA	Int1:	20.34	(14)	I1-J2:	11.47	(5)	0.42		Sp1:	125.07	(19)
				Int2:	31.81	(10)	I2-J3:	21.62	(23)	0.60		Sp2:	128.94	(10)
				Int3:	53.43	(16)	I3-I4:	25.97	(26)	0.87		Sp3:	101.24	(29)
				Int4:	1:19.40	(18)	I4-I5:	17.44	(19)	1.60				
				Int5:	1:36.84	(18)	I5-Fin:	13.74	(26)	1.83				
				Fin:	1:50.58	(19)				2.05	56.91	Avg.:	99.95	
20	30	<b>DELAGO Nicol</b> Atomic	ITA	Int1:	20.50	(23)	I1-J2:	11.65	(22)	0.58		Sp1:	124.92	(22)
				Int2:	32.15	(23)	I2-J3:	21.46	(13)	0.94		Sp2:	128.29	(16)
				Int3:	53.61	(19)	I3-I4:	25.74	(17)	1.05		Sp3:	98.68	(45)
				Int4:	1:19.35	(17)	I4-I5:	17.56	(30)	1.55				
				Int5:	1:36.91	(20)	I5-Fin:	13.68	(19)	1.90				
				Fin:	1:50.59	(20)				2.06	57.19	Avg.:	99.94	
21	16	<b>VEITH Anna</b> Head	AUT	Int1:	20.65	(36)	I1-J2:	11.71	(28)	0.73		Sp1:	126.19	(9)
				Int2:	32.36	(34)	I2-J3:	21.32	(5)	1.15		Sp2:	125.05	(40)
				Int3:	53.68	(20)	I3-I4:	25.76	(18)	1.12		Sp3:	100.34	(34)
				Int4:	1:19.44	(19)	I4-I5:	17.58	(31)	1.64				
				Int5:	1:37.02	(22)	I5-Fin:	13.62	(16)	2.01				
				Fin:	1:50.64	(21)				2.11	58.55	Avg.:	99.89	
22	20	<b>SCHMIDHOFER Nicole</b> Fischer	AUT	Int1:	20.67	(38)	I1-J2:	11.84	(42)	0.75		Sp1:	123.04	(44)
				Int2:	32.51	(39)	I2-J3:	21.57	(20)	1.30		Sp2:	128.71	(12)
				Int3:	54.08	(34)	I3-I4:	25.41	(5)	1.52		Sp3:	108.28	(2)
				Int4:	1:19.49	(20)	I4-I5:	17.34	(10)	1.69				
				Int5:	1:36.83	(17)	I5-Fin:	13.88	(35)	1.82				
				Fin:	1:50.71	(22)				2.18	60.45	Avg.:	99.83	
23	44	<b>WEIDLE Kira</b> Rossignol	GER	Int1:	20.51	(25)	I1-J2:	11.67	(24)	0.59		Sp1:	125.32	(17)
				Int2:	32.18	(27)	I2-J3:	21.79	(33)	0.97		Sp2:	126.40	(29)
				Int3:	53.97	(29)	I3-I4:	25.66	(13)	1.41		Sp3:	102.60	(21)
				Int4:	1:19.63	(23)	I4-I5:	17.52	(29)	1.83				
				Int5:	1:37.15	(23)	I5-Fin:	13.63	(17)	2.14				
				Fin:	1:50.78	(23)				2.25	62.35	Avg.:	99.77	
24	21	<b>MCKENNIS Alice</b> Head	USA	Int1:	20.49	(22)	I1-J2:	11.55	(11)	0.57		Sp1:	125.35	(16)
				Int2:	32.04	(20)	I2-J3:	21.44	(12)	0.83		Sp2:	127.54	(22)
				Int3:	53.48	(17)	I3-I4:	26.45	(44)	0.92		Sp3:	107.79	(3)
				Int4:	1:19.93	(28)	I4-I5:	17.29	(7)	2.13				
				Int5:	1:37.22	(24)	I5-Fin:	13.69	(20)	2.21				
				Fin:	1:50.91	(24)				2.38	65.88	Avg.:	99.65	
25	34	<b>FEIERABEND Denise</b> Head	SUI	Int1:	20.72	(43)	I1-J2:	11.71	(28)	0.80		Sp1:	122.49	(47)
				Int2:	32.43	(37)	I2-J3:	21.63	(24)	1.22		Sp2:	126.47	(28)
				Int3:	54.06	(33)	I3-I4:	25.90	(24)	1.50		Sp3:	101.52	(26)
				Int4:	1:19.96	(31)	I4-I5:	17.50	(26)	2.16				
				Int5:	1:37.46	(29)	I5-Fin:	13.48	(11)	2.45				
				Fin:	1:50.94	(25)				2.41	66.69	Avg.:	99.62	



**Number of Competitors: 52**

Rank	Bib	Name Ski	NSA	Positions			Partials			Difference		Speed	
				Pos.	Time	Rank	Pos.	Time	Rank	Time	Dist(m)	Pos.	km/h
26	22	<b>MOWINCKEL Ragnhild</b> Head	NOR	Int1: 20.63 (32) Int2: 32.42 (36) Int3: 54.17 (35) Int4: 1:19.78 (25) Int5: 1:37.52 (31) Fin: 1:50.97 (26)	I1-I2: 11.79 (37) I2-I3: 21.75 (28) I3-I4: 25.61 (10) I4-I5: 17.74 (37) I5-Fin: 13.45 (7)	0.71 1.21 1.61 1.98 2.51 2.44	67.50	Avg.: 99.59	Sp1: 124.28 (25) Sp2: 124.76 (44) Sp3: 99.00 (43)				
27	32	<b>WENIG Michaela</b> Voelkl	GER	Int1: 20.44 (20) Int2: 32.15 (23) Int3: 53.92 (26) Int4: 1:19.94 (29) Int5: 1:37.38 (26) Fin: 1:51.16 (27)	I1-I2: 11.71 (28) I2-I3: 21.77 (30) I3-I4: 26.02 (28) I4-I5: 17.44 (19) I5-Fin: 13.78 (28)	0.52 0.94 1.36 2.14 2.37 2.63	72.63	Avg.: 99.42	Sp1: 126.63 (3) Sp2: 127.52 (23) Sp3: 102.48 (22)				
28	50	<b>GAUCHE Laura</b> Salomon	FRA	Int1: 20.44 (20) Int2: 32.07 (21) Int3: 54.03 (31) Int4: 1:19.72 (24) Int5: 1:37.34 (25) Fin: 1:51.22 (28)	I1-I2: 11.63 (18) I2-I3: 21.96 (38) I3-I4: 25.69 (14) I4-I5: 17.62 (33) I5-Fin: 13.88 (35)	0.52 0.86 1.47 1.92 2.33 2.69	74.25	Avg.: 99.37	Sp1: 123.87 (34) Sp2: 129.53 (9) Sp3: 102.15 (24)				
29	24	<b>TIPPLER Tamara</b> Voelkl	AUT	Int1: 20.41 (19) Int2: 32.16 (25) Int3: 53.55 (18) Int4: 1:19.78 (25) Int5: 1:37.42 (27) Fin: 1:51.31 (29)	I1-I2: 11.75 (33) I2-I3: 21.39 (9) I3-I4: 26.23 (38) I4-I5: 17.64 (34) I5-Fin: 13.89 (37)	0.49 0.95 0.99 1.98 2.41 2.78	76.67	Avg.: 99.29	Sp1: 124.12 (27) Sp2: 126.39 (30) Sp3: 100.68 (32)				
30	27	<b>NUFER Priska</b> Dynastar	SUI	Int1: 20.62 (31) Int2: 32.30 (31) Int3: 53.86 (24) Int4: 1:19.81 (27) Int5: 1:37.46 (29) Fin: 1:51.41 (30)	I1-I2: 11.68 (25) I2-I3: 21.56 (19) I3-I4: 25.95 (25) I4-I5: 17.65 (35) I5-Fin: 13.95 (40)	0.70 1.09 1.30 2.01 2.45 2.88	79.36	Avg.: 99.20	Sp1: 126.38 (6) Sp2: 124.71 (45) Sp3: 103.27 (18)				
31	36	<b>GAUTHIER Tiffany</b> Rossignol	FRA	Int1: 20.66 (37) Int2: 32.34 (33) Int3: 53.93 (27) Int4: 1:19.94 (29) Int5: 1:37.42 (27) Fin: 1:51.48 (31)	I1-I2: 11.68 (25) I2-I3: 21.59 (22) I3-I4: 26.01 (27) I4-I5: 17.48 (23) I5-Fin: 14.06 (44)	0.74 1.13 1.37 2.14 2.41 2.95	81.24	Avg.: 99.14	Sp1: 125.56 (15) Sp2: 126.85 (27) Sp3: 99.63 (40)				
32	42	<b>GRENIER Valerie</b> Rossignol	CAN	Int1: 20.54 (28) Int2: 32.17 (26) Int3: 54.18 (36) Int4: 1:20.40 (35) Int5: 1:37.77 (34) Fin: 1:51.56 (32)	I1-I2: 11.63 (18) I2-I3: 22.01 (40) I3-I4: 26.22 (35) I4-I5: 17.37 (14) I5-Fin: 13.79 (29)	0.62 0.96 1.62 2.60 2.76 3.03	83.38	Avg.: 99.07	Sp1: 124.69 (24) Sp2: 127.42 (25) Sp3: 103.74 (14)				
33	31	<b>AGER Christina</b> Atomic	AUT	Int1: 20.29 (12) Int2: 32.03 (19) Int3: 53.89 (25) Int4: 1:20.16 (33) Int5: 1:37.63 (32) Fin: 1:51.63 (33)	I1-I2: 11.74 (32) I2-I3: 21.86 (36) I3-I4: 26.27 (39) I4-I5: 17.47 (21) I5-Fin: 14.00 (42)	0.37 0.82 1.33 2.36 2.62 3.10	85.25	Avg.: 99.01	Sp1: 126.41 (5) Sp2: 125.56 (35) Sp3: 102.24 (23)				
34	38	<b>PFISTER Meike</b> Rossignol	GER	Int1: 20.57 (29) Int2: 32.32 (32) Int3: 53.97 (29) Int4: 1:20.14 (32) Int5: 1:38.06 (36) Fin: 1:51.78 (34)	I1-I2: 11.75 (33) I2-I3: 21.65 (25) I3-I4: 26.17 (33) I4-I5: 17.92 (44) I5-Fin: 13.72 (22)	0.65 1.11 1.41 2.34 3.05 3.25	89.26	Avg.: 98.87	Sp1: 123.29 (43) Sp2: 125.10 (39) Sp3: 99.49 (41)				

Number of Competitors: 52

Rank	Bib	Name Ski	NSA	Positions			Partials			Difference		Speed	
				Pos.	Time	Rank	Pos.	Time	Rank	Time	Dist(m)	Pos.	km/h
35	39	<b>HAEHLLEN Joana</b> Voelkl	SUI	Int1: 20.64 (34) Int2: 32.50 (38) Int3: 54.31 (38) Int4: 1:20.42 (36) Int5: 1:38.08 (37) Fin: 1:51.81 (35)	I1-I2: 11.86 (43) I2-I3: 21.81 (35) I3-I4: 26.11 (29) I4-I5: 17.66 (36) I5-Fin: 13.73 (25)	0.72 1.29 1.75 2.62 3.07 3.28	90.06	Avg.: 98.85	Sp1: 123.40 (41) Sp2: 128.10 (17) Sp3: 99.46 (42)				
36	35	<b>DENGSCHERZ Dajana</b> Head	AUT	Int1: 20.40 (18) Int2: 32.00 (18) Int3: 53.94 (28) Int4: 1:20.21 (34) Int5: 1:37.69 (33) Fin: 1:51.82 (36)	I1-I2: 11.60 (17) I2-I3: 21.94 (37) I3-I4: 26.27 (39) I4-I5: 17.48 (23) I5-Fin: 14.13 (49)	0.48 0.79 1.38 2.41 2.68 3.29	90.33	Avg.: 98.84	Sp1: 124.08 (29) Sp2: 125.30 (37) Sp3: 100.79 (31)				
37	33	<b>MIRADOLI Romane</b> Dynastar	FRA	Int1: 20.74 (47) Int2: 32.53 (42) Int3: 54.30 (37) Int4: 1:20.58 (38) Int5: 1:38.05 (35) Fin: 1:52.02 (37)	I1-I2: 11.79 (37) I2-I3: 21.77 (30) I3-I4: 26.28 (41) I4-I5: 17.47 (21) I5-Fin: 13.97 (41)	0.82 1.32 1.74 2.78 3.04 3.49	95.65	Avg.: 98.66	Sp1: 125.96 (13) Sp2: 128.03 (18) Sp3: 105.22 (9)				
38	12	<b>FANCHINI Nadia</b> Dynastar	ITA	Int1: 20.70 (40) Int2: 32.58 (45) Int3: 54.37 (40) Int4: 1:20.57 (37) Int5: 1:38.54 (39) Fin: 1:52.26 (38)	I1-I2: 11.88 (45) I2-I3: 21.79 (33) I3-I4: 26.20 (34) I4-I5: 17.97 (47) I5-Fin: 13.72 (22)	0.78 1.37 1.81 2.77 3.53 3.73	102.01	Avg.: 98.45	Sp1: 125.11 (18) Sp2: 124.14 (49) Sp3: 100.80 (30)				
39	37	<b>MERRYWEATHER Alice</b> Rossignol	USA	Int1: 20.73 (45) Int2: 32.68 (49) Int3: 54.46 (41) Int4: 1:20.68 (39) Int5: 1:38.56 (40) Fin: 1:52.48 (39)	I1-I2: 11.95 (48) I2-I3: 21.78 (32) I3-I4: 26.22 (35) I4-I5: 17.88 (43) I5-Fin: 13.92 (39)	0.81 1.47 1.90 2.88 3.55 3.95	107.81	Avg.: 98.26	Sp1: 125.57 (14) Sp2: 123.94 (50) Sp3: 100.24 (37)				
40	48	<b>LIE Kajsa Vickhoff</b> Rossignol	NOR	Int1: 20.52 (26) Int2: 32.28 (30) Int3: 54.04 (32) Int4: 1:20.72 (40) Int5: 1:38.51 (38) Fin: 1:52.62 (40)	I1-I2: 11.76 (36) I2-I3: 21.76 (29) I3-I4: 26.68 (46) I4-I5: 17.79 (39) I5-Fin: 14.11 (47)	0.60 1.07 1.48 2.92 3.50 4.09	111.49	Avg.: 98.14	Sp1: 126.03 (11) Sp2: 124.77 (43) Sp3: 97.94 (46)				
41	43	<b>ORTLIEB Nina</b> Head	AUT	Int1: 20.50 (23) Int2: 32.25 (29) Int3: 54.31 (38) Int4: 1:20.99 (42) Int5: 1:38.95 (44) Fin: 1:52.71 (41)	I1-I2: 11.75 (33) I2-I3: 22.06 (41) I3-I4: 26.68 (46) I4-I5: 17.96 (45) I5-Fin: 13.76 (27)	0.58 1.04 1.75 3.19 3.94 4.18	113.86	Avg.: 98.06	Sp1: 123.59 (38) Sp2: 126.34 (32) Sp3: 97.87 (48)				
42	40	<b>PIOT Jennifer</b> Rossignol	FRA	Int1: 20.91 (50) Int2: 32.72 (50) Int3: 54.94 (48) Int4: 1:21.10 (45) Int5: 1:38.91 (41) Fin: 1:52.74 (42)	I1-I2: 11.81 (40) I2-I3: 22.22 (46) I3-I4: 26.16 (32) I4-I5: 17.81 (40) I5-Fin: 13.83 (31)	0.99 1.51 2.38 3.30 3.90 4.21	114.64	Avg.: 98.03	Sp1: 121.80 (49) Sp2: 124.89 (41) Sp3: 101.56 (25)				
43	52	<b>FLECKENSTEIN Stefanie</b> Rossignol	CAN	Int1: 20.60 (30) Int2: 32.53 (42) Int3: 54.87 (47) Int4: 1:21.09 (44) Int5: 1:38.94 (43) Fin: 1:52.80 (43)	I1-I2: 11.93 (47) I2-I3: 22.34 (49) I3-I4: 26.22 (35) I4-I5: 17.85 (41) I5-Fin: 13.86 (34)	0.68 1.32 2.31 3.29 3.93 4.27	116.21	Avg.: 97.98	Sp1: 122.98 (45) Sp2: 124.89 (41) Sp3: 100.26 (36)				



Number of Competitors: 52

Rank	Bib	Name Ski	NSA	Positions			Partials			Difference		Speed	
				Pos.	Time	Rank	Pos.	Time	Rank	Time	Dist(m)	Pos.	km/h
44	18	<b>MIKLOS Edit</b> Head	HUN	Int1: 20.73 (45) Int2: 32.52 (41) Int3: 54.76 (46) Int4: 1:21.45 (48) Int5: 1:39.05 (46) Fin: 1:52.90 (44)	I1-I2: 11.79 (37) I2-I3: 22.24 (47) I3-I4: 26.69 (48) I4-I5: 17.60 (32) I5-Fin: 13.85 (32)	0.81 1.31 2.20 3.65 4.04 4.37	118.83	Avg.: 97.89	Sp1: 123.97 (30) Sp2: 125.62 (34) Sp3: 98.89 (44)				
45	41	<b>FERK Marusa</b> Stoekli	SLO	Int1: 20.79 (48) Int2: 32.61 (46) Int3: 55.04 (50) Int4: 1:21.19 (46) Int5: 1:38.97 (45) Fin: 1:52.98 (45)	I1-I2: 11.82 (41) I2-I3: 22.43 (51) I3-I4: 26.15 (31) I4-I5: 17.78 (38) I5-Fin: 14.01 (43)	0.87 1.40 2.48 3.39 3.96 4.45	120.92	Avg.: 97.82	Sp1: 123.88 (33) Sp2: 126.36 (31) Sp3: 99.87 (38)				
46	53	<b>REMME Roni</b> Head	CAN	Int1: 20.67 (38) Int2: 32.74 (51) Int3: 54.73 (45) Int4: 1:21.25 (47) Int5: 1:39.11 (48) Fin: 1:53.02 (46)	I1-I2: 12.07 (50) I2-I3: 21.99 (39) I3-I4: 26.52 (45) I4-I5: 17.86 (42) I5-Fin: 13.91 (38)	0.75 1.53 2.17 3.45 4.10 4.49	121.96	Avg.: 97.79	Sp1: 123.56 (39) Sp2: 128.35 (15) Sp3: 100.28 (35)				
47	47	<b>COLETTI Alexandra</b> Head	MON	Int1: 20.71 (41) Int2: 32.39 (35) Int3: 54.58 (42) Int4: 1:20.96 (41) Int5: 1:38.92 (42) Fin: 1:53.03 (47)	I1-I2: 11.68 (25) I2-I3: 22.19 (44) I3-I4: 26.38 (42) I4-I5: 17.96 (45) I5-Fin: 14.11 (47)	0.79 1.18 2.02 3.16 3.91 4.50	122.22	Avg.: 97.78	Sp1: 123.89 (32) Sp2: 123.90 (51) Sp3: 97.66 (49)				
48	46	<b>HOFER Anna</b> Atomic	ITA	Int1: 20.83 (49) Int2: 32.55 (44) Int3: 54.66 (43) Int4: 1:21.06 (43) Int5: 1:39.08 (47) Fin: 1:53.21 (48)	I1-I2: 11.72 (31) I2-I3: 22.11 (43) I3-I4: 26.40 (43) I4-I5: 18.02 (48) I5-Fin: 14.13 (49)	0.91 1.34 2.10 3.26 4.07 4.68	126.91	Avg.: 97.62	Sp1: 123.39 (42) Sp2: 124.43 (47) Sp3: 97.12 (50)				
49	55	<b>TOMMY Mikaela</b> Dynastar	CAN	Int1: 20.64 (34) Int2: 32.51 (39) Int3: 54.72 (44) Int4: 1:21.89 (49) Int5: 1:39.95 (49) Fin: 1:54.04 (49)	I1-I2: 11.87 (44) I2-I3: 22.21 (45) I3-I4: 27.17 (50) I4-I5: 18.06 (50) I5-Fin: 14.09 (45)	0.72 1.30 2.16 4.09 4.94 5.51	148.33	Avg.: 96.91	Sp1: 123.61 (37) Sp2: 125.14 (38) Sp3: 96.93 (52)				
50	51	<b>SMALL Greta</b> Atomic	AUS	Int1: 20.72 (43) Int2: 32.67 (48) Int3: 55.00 (49) Int4: 1:22.50 (51) Int5: 1:40.59 (50) Fin: 1:54.68 (50)	I1-I2: 11.95 (48) I2-I3: 22.33 (48) I3-I4: 27.50 (52) I4-I5: 18.09 (51) I5-Fin: 14.09 (45)	0.80 1.46 2.44 4.70 5.58 6.15	164.64	Avg.: 96.37	Sp1: 118.28 (51) Sp2: 124.26 (48) Sp3: 97.94 (46)				
51	45	<b>SOSIO Federica</b> Fischer	ITA	Int1: 20.71 (41) Int2: 32.63 (47) Int3: 55.31 (52) Int4: 1:22.65 (52) Int5: 1:40.70 (51) Fin: 1:54.99 (51)	I1-I2: 11.92 (46) I2-I3: 22.68 (52) I3-I4: 27.34 (51) I4-I5: 18.05 (49) I5-Fin: 14.29 (52)	0.79 1.42 2.75 4.85 5.69 6.46	172.47	Avg.: 96.11	Sp1: 121.60 (50) Sp2: 124.58 (46) Sp3: 97.05 (51)				



**Number of Competitors: 52**

Rank	Bib	Name Ski	NSA	Positions			Partials			Difference		Speed	
				Pos.	Time	Rank	Pos.	Time	Rank	Time	Dist(m)	Pos.	km/h
52	54	<b>WILLINGER Georgia</b>	NZL	<b>Int1:</b>	21.13	(51)	<b>I1-I2:</b>	12.09	(51)	1.21		<b>Sp1:</b>	124.09 (28)
				<b>Int2:</b>	33.22	(52)	<b>I2-I3:</b>	22.08	(42)	2.01		<b>Sp2:</b>	121.22 (52)
				<b>Int3:</b>	55.30	(51)	<b>I3-I4:</b>	27.11	(49)	2.74		<b>Sp3:</b>	99.82 (39)
				<b>Int4:</b>	1:22.41	(50)	<b>I4-I5:</b>	18.52	(52)	4.61			
				<b>Int5:</b>	1:40.93	(52)	<b>I5-Fin:</b>	14.20	(51)	5.92			
				<b>Fin:</b>	1:55.13	(52)				6.60	175.99	<b>Avg.:</b>	96.00

**LEGEND**

<b>Pos</b>	Intermediate or Speed Position	<b>Int1:</b>	Intermediate 1	<b>Int4:</b>	Intermediate 4	<b>Sp2:</b>	Speed Trap 2
<b>Avg.</b>	Average Speed for the race	<b>Int2:</b>	Intermediate 2	<b>Int5:</b>	Intermediate 5	<b>Sp3:</b>	Speed Trap 3
<b>Dist(m)</b>	Distance behind the first	<b>Int3:</b>	Intermediate 3	<b>Sp1:</b>	Speed Trap 1	<b>Fin:</b>	Finish

01-12-2017 / Lake Louise (CAN) / 5011

Page 7/7

Data Processing by LONGINES


[www.fis-ski.com](http://www.fis-ski.com)

LONGINES Timing

Generation Date: FRI 1 DEC 2017

Time: 14:14

Document: 77A 1.0







# AUDI FIS SKI WORLD CUP 2017/18

## Lake Louise (CAN)



### 1st LADIES' DOWNHILL

### PERFORMANCE ANALYSIS 2

FRI 1 DEC 2017

Number of Competitors: 56

Bib	Name Ski	NSA	Positions			Partials			Difference		Speed	
			Pos.	Time	Rank	Pos.	Time	Rank	Time	Dist(m)	Pos.	km/h
1	<b>SCHEYER Christine</b> Head	AUT	Int1: 20.09 (5) Int2: 31.57 (6) Int3: 53.27 (10) Int4: 1:19.05 (13) Int5: 1:36.22 (11) Fin: 1:49.91 (12)	I1-I2: 11.48 (8) I2-I3: 21.70 (27) I3-I4: 25.78 (20) I4-I5: 17.17 (4) I5-Fin: 13.69 (20)	0.17 0.36 0.71 1.25 1.21 1.38	38.55	Avg.: 100.55	Sp1: 124.97 (22) Sp2: 131.76 (1) Sp3: 103.11 (20)				
2	<b>SIEBENHOFER Ramona</b> Fischer	AUT	Int1: 31.77 (9) Int2: 53.10 (8) Int3: 1:18.95 (11) Int4: 1:36.34 (13) Fin: 1:50.06 (13)	I1-I2: 21.33 (7) I2-I3: 25.85 (24) I3-I4: 17.39 (17) I5-Fin: 13.72 (22)	0.56 0.54 1.15 1.33 1.53	42.68	Avg.: 100.42	Sp1: 126.27 (8) Sp2: 127.68 (22) Sp3: 103.52 (17)				
3	<b>REBENSBURG Viktoria</b> Stoekli	GER	Int1: 20.19 (7) Int2: 31.75 (8) Int3: 52.97 (5) Int4: 1:18.58 (9) Int5: 1:36.09 (9) Fin: 1:49.42 (7)	I1-I2: 11.56 (14) I2-I3: 21.22 (4) I3-I4: 25.61 (11) I4-I5: 17.51 (29) I5-Fin: 13.33 (4)	0.27 0.54 0.41 0.78 1.08 0.89	24.97	Avg.: 101.01	Sp1: 126.25 (9) Sp2: 125.51 (37) Sp3: 103.32 (18)				
4	<b>WILES Jacqueline</b> Rossignol	USA	Int1: 19.92 (1) Int2: 31.21 (1) Int3: 52.56 (1) Int4: 1:18.36 (4) Int5: 1:35.77 (5) Fin: 1:49.28 (5)	I1-I2: 11.29 (1) I2-I3: 21.35 (8) I3-I4: 25.80 (22) I4-I5: 17.41 (19) I5-Fin: 13.51 (13)	0.00 0.00 0.00 0.56 0.76 0.75	21.07	Avg.: 101.13	Sp1: 127.87 (21) Sp2: 104.78 (12)				
5	<b>ROSS Laurene</b> Voelkl	USA	Int1: Int2: Int3: Int4: Int5: Fin: <b>DNS</b>	I1-I2: I2-I3: I3-I4: I4-I5: I5-Fin:				Avg.:	Sp1: Sp2: Sp3:			
6	<b>FANCHINI Elena</b> Dynastar	ITA	Int1: 19.93 (2) Int2: 31.46 (4) Int3: 52.85 (4) Int4: 1:18.43 (5) Int5: 1:35.81 (8) Fin: 1:49.17 (4)	I1-I2: 11.53 (10) I2-I3: 21.39 (10) I3-I4: 25.58 (9) I4-I5: 17.38 (16) I5-Fin: 13.36 (5)	0.01 0.25 0.29 0.63 0.80 0.64	18.00	Avg.: 101.24	Sp1: 124.91 (24) Sp2: 130.41 (4) Sp3: 103.07 (21)				
7	<b>GOGGIA Sofia</b> Atomic	ITA	Int1: 20.25 (9) Int2: 31.79 (10) Int3: 53.29 (11) Int4: 1:18.54 (8) Int5: 1:35.80 (6) Fin: 1:49.29 (6)	I1-I2: 11.54 (11) I2-I3: 21.50 (18) I3-I4: 25.25 (4) I4-I5: 17.26 (6) I5-Fin: 13.49 (12)	0.33 0.58 0.73 0.74 0.79 0.76	21.35	Avg.: 101.13	Sp1: 124.17 (27) Sp2: 130.20 (6) Sp3: 104.80 (11)				

Number of Competitors: 56

Bib	Name Ski	NSA	Positions			Partials			Difference		Speed		
			Pos.	Time	Rank	Pos.	Time	Rank	Time	Dist(m)	Pos.	km/h	Rank
8	<b>SUTER Corinne</b> Head	SUI	Int1: 19.95 (3) Int2: 31.38 (2) Int3: 53.72 (23) Int4: 1:19.30 (16) Int5: 1:36.80 (17) Fin: 1:50.26 (16)	I1-I2: 11.43 (4) I2-I3: 22.34 (50) I3-I4: 25.58 (9) I4-I5: 17.50 (27) I5-Fin: 13.46 (8)	0.03 0.17 1.16 1.50 1.79 1.73	48.17	Avg.: 100.24	Sp1: 123.83 (37) Sp2: 128.79 (12) Sp3: 100.39 (34)					
9	<b>GUT Lara</b> Head	SUI	Int1: 20.16 (6) Int2: 31.62 (7) Int3: 52.97 (5) Int4: 1:18.44 (6) Int5: 1:35.80 (6) Fin: 1:49.60 (9)	I1-I2: 11.46 (5) I2-I3: 21.35 (8) I3-I4: 25.47 (7) I4-I5: 17.36 (14) I5-Fin: 13.80 (30)	0.24 0.41 0.41 0.64 0.79 1.07	29.97	Avg.: 100.84	Sp1: 123.97 (31) Sp2: 130.34 (5) Sp3: 104.88 (10)					
10	<b>SHIFFRIN Mikaela</b> Atomic	USA	Int1: 20.34 (15) Int2: 31.99 (18) Int3: 53.40 (15) Int4: 1:18.51 (7) Int5: 1:35.54 (4) Fin: 1:48.83 (3)	I1-I2: 11.65 (23) I2-I3: 21.41 (12) I3-I4: 25.11 (2) I4-I5: 17.03 (2) I5-Fin: 13.29 (1)	0.42 0.78 0.84 0.71 0.53 0.30	8.46	Avg.: 101.55	Sp1: 121.90 (49) Sp2: 129.80 (8) Sp3: 106.46 (5)					
11	<b>VENIER Stephanie</b> Atomic	AUT	Int1: 20.25 (9) Int2: 31.89 (14) Int3: 53.42 (16) Int4: 1:19.04 (12) Int5: 1:36.34 (13) Fin: 1:50.19 (15)	I1-I2: 11.64 (22) I2-I3: 21.53 (19) I3-I4: 25.62 (13) I4-I5: 17.30 (10) I5-Fin: 13.85 (32)	0.33 0.68 0.86 1.24 1.33 1.66	46.25	Avg.: 100.30	Sp1: 123.55 (41) Sp2: 130.75 (3) Sp3: 107.73 (4)					
12	<b>FANCHINI Nadia</b> Dynastar	ITA	Int1: 20.70 (41) Int2: 32.58 (46) Int3: 54.37 (41) Int4: 1:20.57 (38) Int5: 1:38.54 (40) Fin: 1:52.26 (38)	I1-I2: 11.88 (46) I2-I3: 21.79 (34) I3-I4: 26.20 (35) I4-I5: 17.97 (48) I5-Fin: 13.72 (22)	0.78 1.37 1.81 2.77 3.53 3.73	102.01	Avg.: 98.45	Sp1: 125.11 (19) Sp2: 124.14 (50) Sp3: 100.80 (31)					
13	<b>WEIRATHER Tina</b> Head	LIE	Int1: 20.24 (8) Int2: 31.56 (5) Int3: 52.56 (1) Int4: 1:17.80 (1) Int5: 1:35.01 (1) Fin: 1:48.62 (2)	I1-I2: 11.32 (2) I2-I3: 21.00 (1) I3-I4: 25.24 (3) I4-I5: 17.21 (5) I5-Fin: 13.61 (15)	0.32 0.35 0.00 0.00 0.00 0.09	2.54	Avg.: 101.75	Sp1: 127.88 (1) Sp2: 128.01 (20) Sp3: 105.82 (8)					
14	<b>COOK Stacey</b> Stoeckli	USA	Int1: 20.26 (11) Int2: 31.82 (12) Int3: 53.39 (14) Int4: 1:19.20 (15) Int5: 1:36.55 (16) Fin: 1:49.86 (11)	I1-I2: 11.56 (14) I2-I3: 21.57 (21) I3-I4: 25.81 (23) I4-I5: 17.35 (13) I5-Fin: 13.31 (3)	0.34 0.61 0.83 1.40 1.54 1.33	37.17	Avg.: 100.60	Sp1: 126.07 (11) Sp2: 129.97 (7) Sp3: 101.34 (29)					
15	<b>HUETTER Cornelia</b> Head	AUT	Int1: 20.27 (12) Int2: 31.90 (16) Int3: 52.98 (7) Int4: 1:18.06 (3) Int5: 1:35.17 (3) Fin: 1:48.53 (1)	I1-I2: 11.63 (19) I2-I3: 21.08 (2) I3-I4: 25.08 (1) I4-I5: 17.11 (3) I5-Fin: 13.36 (5)	0.35 0.69 0.42 0.26 0.16 0.00	0.00	Avg.: 101.83	Sp1: 125.97 (13) Sp2: 130.99 (2) Sp3: 105.84 (7)					
16	<b>VEITH Anna</b> Head	AUT	Int1: 20.65 (37) Int2: 32.36 (35) Int3: 53.68 (21) Int4: 1:19.44 (20) Int5: 1:37.02 (23) Fin: 1:50.64 (21)	I1-I2: 11.71 (29) I2-I3: 21.32 (6) I3-I4: 25.76 (19) I4-I5: 17.58 (32) I5-Fin: 13.62 (16)	0.73 1.15 1.12 1.64 2.01 2.11	58.55	Avg.: 99.89	Sp1: 126.19 (10) Sp2: 125.05 (41) Sp3: 100.34 (35)					



**Number of Competitors: 56**

Bib	Name Ski	NSA	Positions			Partials			Difference		Speed		
			Pos.	Time	Rank	Pos.	Time	Rank	Time	Dist(m)	Pos.	km/h	Rank
17	<b>VONN Lindsey</b> Head	USA	Int1:	20.06	(4)	I1-I2:	11.33	(3)	0.14		Sp1:	126.42	(5)
			Int2:	31.39	(3)	I2-I3:	21.18	(3)	0.18		Sp2:	129.41	(10)
			Int3:	52.57	(3)	I3-I4:	25.26	(5)	0.01		Sp3:	104.32	(13)
			Int4:	1:17.83	(2)	I4-I5:	17.29	(7)	0.03				
			Int5:	1:35.12	(2)	I5-Fin:			0.11				
			Fin:	DNF									
													<b>Avg.:</b>
18	<b>MIKLOS Edit</b> Head	HUN	Int1:	20.73	(46)	I1-I2:	11.79	(38)	0.81		Sp1:	123.97	(31)
			Int2:	32.52	(42)	I2-I3:	22.24	(48)	1.31		Sp2:	125.62	(35)
			Int3:	54.76	(47)	I3-I4:	26.69	(49)	2.20		Sp3:	98.89	(45)
			Int4:	1:21.45	(49)	I4-I5:	17.60	(33)	3.65				
			Int5:	1:39.05	(47)	I5-Fin:	13.85	(32)	4.04				
			Fin:	1:52.90	(44)				4.37	118.83	<b>Avg.:</b>	97.89	
19	<b>SCHNARF Johanna</b> Fischer	ITA	Int1:	20.63	(33)	I1-I2:	11.58	(16)	0.71		Sp1:	125.07	(20)
			Int2:	32.21	(29)	I2-I3:	21.49	(16)	1.00		Sp2:	128.69	(14)
			Int3:	53.70	(22)	I3-I4:	25.79	(21)	1.14		Sp3:	103.73	(16)
			Int4:	1:19.49	(21)	I4-I5:	17.49	(26)	1.69				
			Int5:	1:36.98	(22)	I5-Fin:	13.51	(13)	1.97				
			Fin:	1:50.49	(18)				1.96	54.46	<b>Avg.:</b>	100.03	
20	<b>SCHMIDHOFER Nicole</b> Fischer	AUT	Int1:	20.67	(39)	I1-I2:	11.84	(43)	0.75		Sp1:	123.04	(45)
			Int2:	32.51	(40)	I2-I3:	21.57	(21)	1.30		Sp2:	128.71	(13)
			Int3:	54.08	(35)	I3-I4:	25.41	(6)	1.52		Sp3:	108.28	(2)
			Int4:	1:19.49	(21)	I4-I5:	17.34	(11)	1.69				
			Int5:	1:36.83	(18)	I5-Fin:	13.88	(35)	1.82				
			Fin:	1:50.71	(22)				2.18	60.45	<b>Avg.:</b>	99.83	
21	<b>MCKENNIS Alice</b> Head	USA	Int1:	20.49	(23)	I1-I2:	11.55	(12)	0.57		Sp1:	125.35	(17)
			Int2:	32.04	(21)	I2-I3:	21.44	(13)	0.83		Sp2:	127.54	(23)
			Int3:	53.48	(18)	I3-I4:	26.45	(45)	0.92		Sp3:	107.79	(3)
			Int4:	1:19.93	(29)	I4-I5:	17.29	(7)	2.13				
			Int5:	1:37.22	(25)	I5-Fin:	13.69	(20)	2.21				
			Fin:	1:50.91	(24)				2.38	65.88	<b>Avg.:</b>	99.65	
22	<b>MOWINCKEL Ragnhild</b> Head	NOR	Int1:	20.63	(33)	I1-I2:	11.79	(38)	0.71		Sp1:	124.28	(26)
			Int2:	32.42	(37)	I2-I3:	21.75	(29)	1.21		Sp2:	124.76	(45)
			Int3:	54.17	(36)	I3-I4:	25.61	(11)	1.61		Sp3:	99.00	(44)
			Int4:	1:19.78	(26)	I4-I5:	17.74	(38)	1.98				
			Int5:	1:37.52	(32)	I5-Fin:	13.45	(7)	2.51				
			Fin:	1:50.97	(26)				2.44	67.50	<b>Avg.:</b>	99.59	
23	<b>LEDECKA Ester</b> Atomic	CZE	Int1:	20.39	(18)	I1-I2:	11.47	(6)	0.47		Sp1:	126.60	(4)
			Int2:	31.86	(13)	I2-I3:	21.47	(15)	0.65		Sp2:	127.49	(25)
			Int3:	53.33	(12)	I3-I4:	25.73	(17)	0.77		Sp3:	106.06	(6)
			Int4:	1:19.06	(14)	I4-I5:	17.34	(11)	1.26				
			Int5:	1:36.40	(15)	I5-Fin:	13.66	(18)	1.39				
			Fin:	1:50.06	(13)				1.53	42.68	<b>Avg.:</b>	100.42	
24	<b>TIPPLER Tamara</b> Voelkl	AUT	Int1:	20.41	(20)	I1-I2:	11.75	(34)	0.49		Sp1:	124.12	(28)
			Int2:	32.16	(26)	I2-I3:	21.39	(10)	0.95		Sp2:	126.39	(31)
			Int3:	53.55	(19)	I3-I4:	26.23	(39)	0.99		Sp3:	100.68	(33)
			Int4:	1:19.78	(26)	I4-I5:	17.64	(35)	1.98				
			Int5:	1:37.42	(28)	I5-Fin:	13.89	(37)	2.41				
			Fin:	1:51.31	(29)				2.78	76.67	<b>Avg.:</b>	99.29	
25	<b>FLURY Jasmine</b> Stoekli	SUI	Int1:	20.38	(17)	I1-I2:	11.51	(9)	0.46		Sp1:	122.64	(47)
			Int2:	31.89	(14)	I2-I3:	21.49	(16)	0.68		Sp2:	127.20	(27)
			Int3:	53.38	(13)	I3-I4:	26.11	(30)	0.82		Sp3:	101.50	(28)
			Int4:	1:19.49	(21)	I4-I5:	17.40	(18)	1.69				
			Int5:	1:36.89	(20)	I5-Fin:	13.46	(8)	1.88				
			Fin:	1:50.35	(17)				1.82	50.63	<b>Avg.:</b>	100.15	



**Number of Competitors: 56**

Bib	Name Ski	NSA	Positions			Partials			Difference		Speed		
			Pos.	Time	Rank	Pos.	Time	Rank	Time	Dist(m)	Pos.	km/h	Rank
26	<b>STUFFER Verena</b> Fischer	ITA	Int1: 20.34 (15) Int2: 31.81 (11) Int3: 53.43 (17) Int4: 1:19.40 (19) Int5: 1:36.84 (19) Fin: 1:50.58 (19)	I1-I2: 11.47 (6) I2-I3: 21.62 (24) I3-I4: 25.97 (27) I4-I5: 17.44 (20) I5-Fin: 13.74 (26)	0.42 0.60 0.87 1.60 1.83 2.05	56.91	Avg.: 99.95	Sp1: 125.07 (20) Sp2: 128.94 (11) Sp3: 101.24 (30)					
27	<b>NUFER Priska</b> Dynastar	SUI	Int1: 20.62 (32) Int2: 32.30 (32) Int3: 53.86 (25) Int4: 1:19.81 (28) Int5: 1:37.46 (30) Fin: 1:51.41 (30)	I1-I2: 11.68 (26) I2-I3: 21.56 (20) I3-I4: 25.95 (26) I4-I5: 17.65 (36) I5-Fin: 13.95 (40)	0.70 1.09 1.30 2.01 2.45 2.88	79.36	Avg.: 99.20	Sp1: 126.38 (7) Sp2: 124.71 (46) Sp3: 103.27 (19)					
28	<b>GISIN Michelle</b> Rossignol	SUI	Int1: 20.33 (14) Int2: 31.92 (17) Int3: 53.22 (9) Int4: 1:18.92 (10) Int5: 1:36.21 (10) Fin: 1:49.50 (8)	I1-I2: 11.59 (17) I2-I3: 21.30 (5) I3-I4: 25.70 (16) I4-I5: 17.29 (7) I5-Fin: 13.29 (1)	0.41 0.71 0.66 1.12 1.20 0.97	27.20	Avg.: 100.93	Sp1: 127.32 (2) Sp2: 126.18 (34) Sp3: 103.92 (14)					
29	<b>JOHNSON Breezy</b> Atomic	USA	Int1: 20.52 (27) Int2: 32.07 (22) Int3: 53.81 (24) Int4: 1:19.33 (17) Int5: 1:36.30 (12) Fin: 1:49.76 (10)	I1-I2: 11.55 (12) I2-I3: 21.74 (28) I3-I4: 25.52 (8) I4-I5: 16.97 (1) I5-Fin: 13.46 (8)	0.60 0.86 1.25 1.53 1.29 1.23	34.40	Avg.: 100.69	Sp1: 123.86 (36) Sp2: 128.39 (15) Sp3: 108.78 (1)					
30	<b>DELAGO Nicol</b> Atomic	ITA	Int1: 20.50 (24) Int2: 32.15 (24) Int3: 53.61 (20) Int4: 1:19.35 (18) Int5: 1:36.91 (21) Fin: 1:50.59 (20)	I1-I2: 11.65 (23) I2-I3: 21.46 (14) I3-I4: 25.74 (18) I4-I5: 17.56 (31) I5-Fin: 13.68 (19)	0.58 0.94 1.05 1.55 1.90 2.06	57.19	Avg.: 99.94	Sp1: 124.92 (23) Sp2: 128.29 (17) Sp3: 98.68 (46)					
31	<b>AGER Christina</b> Atomic	AUT	Int1: 20.29 (13) Int2: 32.03 (20) Int3: 53.89 (26) Int4: 1:20.16 (34) Int5: 1:37.63 (33) Fin: 1:51.63 (33)	I1-I2: 11.74 (33) I2-I3: 21.86 (37) I3-I4: 26.27 (40) I4-I5: 17.47 (22) I5-Fin: 14.00 (42)	0.37 0.82 1.33 2.36 2.62 3.10	85.25	Avg.: 99.01	Sp1: 126.41 (6) Sp2: 125.56 (36) Sp3: 102.24 (24)					
32	<b>WENIG Michaela</b> Voelkl	GER	Int1: 20.44 (21) Int2: 32.15 (24) Int3: 53.92 (27) Int4: 1:19.94 (30) Int5: 1:37.38 (27) Fin: 1:51.16 (27)	I1-I2: 11.71 (29) I2-I3: 21.77 (31) I3-I4: 26.02 (29) I4-I5: 17.44 (20) I5-Fin: 13.78 (28)	0.52 0.94 1.36 2.14 2.37 2.63	72.63	Avg.: 99.42	Sp1: 126.63 (3) Sp2: 127.52 (24) Sp3: 102.48 (23)					
33	<b>MIRADOLI Romane</b> Dynastar	FRA	Int1: 20.74 (48) Int2: 32.53 (43) Int3: 54.30 (38) Int4: 1:20.58 (39) Int5: 1:38.05 (36) Fin: 1:52.02 (37)	I1-I2: 11.79 (38) I2-I3: 21.77 (31) I3-I4: 26.28 (42) I4-I5: 17.47 (22) I5-Fin: 13.97 (41)	0.82 1.32 1.74 2.78 3.04 3.49	95.65	Avg.: 98.66	Sp1: 125.96 (14) Sp2: 128.03 (19) Sp3: 105.22 (9)					
34	<b>FEIERABEND Denise</b> Head	SUI	Int1: 20.72 (44) Int2: 32.43 (38) Int3: 54.06 (34) Int4: 1:19.96 (32) Int5: 1:37.46 (30) Fin: 1:50.94 (25)	I1-I2: 11.71 (29) I2-I3: 21.63 (25) I3-I4: 25.90 (25) I4-I5: 17.50 (27) I5-Fin: 13.48 (11)	0.80 1.22 1.50 2.16 2.45 2.41	66.69	Avg.: 99.62	Sp1: 122.49 (48) Sp2: 126.47 (29) Sp3: 101.52 (27)					

**Number of Competitors: 56**

Bib	Name Ski	NSA	Positions			Partials			Difference		Speed		
			Pos.	Time	Rank	Pos.	Time	Rank	Time	Dist(m)	Pos.	km/h	Rank
35	<b>DENGSCHERZ Dajana</b> Head	AUT	Int1:	20.40	(19)	I1-I2:	11.60	(18)	0.48		Sp1:	124.08	(30)
			Int2:	32.00	(19)	I2-I3:	21.94	(38)	0.79		Sp2:	125.30	(38)
			Int3:	53.94	(29)	I3-I4:	26.27	(40)	1.38		Sp3:	100.79	(32)
			Int4:	1:20.21	(35)	I4-I5:	17.48	(24)	2.41				
			Int5:	1:37.69	(34)	I5-Fin:	14.13	(49)	2.68				
			Fin:	1:51.82	(36)				3.29	90.33	Avg.:	98.84	
36	<b>GAUTHIER Tiffany</b> Rossignol	FRA	Int1:	20.66	(38)	I1-I2:	11.68	(26)	0.74		Sp1:	125.56	(16)
			Int2:	32.34	(34)	I2-I3:	21.59	(23)	1.13		Sp2:	126.85	(28)
			Int3:	53.93	(28)	I3-I4:	26.01	(28)	1.37		Sp3:	99.63	(41)
			Int4:	1:19.94	(30)	I4-I5:	17.48	(24)	2.14				
			Int5:	1:37.42	(28)	I5-Fin:	14.06	(44)	2.41				
			Fin:	1:51.48	(31)				2.95	81.24	Avg.:	99.14	
37	<b>MERRYWEATHER Alice</b> Rossignol	USA	Int1:	20.73	(46)	I1-I2:	11.95	(49)	0.81		Sp1:	125.57	(15)
			Int2:	32.68	(50)	I2-I3:	21.78	(33)	1.47		Sp2:	123.94	(51)
			Int3:	54.46	(42)	I3-I4:	26.22	(36)	1.90		Sp3:	100.24	(38)
			Int4:	1:20.68	(40)	I4-I5:	17.88	(44)	2.88				
			Int5:	1:38.56	(41)	I5-Fin:	13.92	(39)	3.55				
			Fin:	1:52.48	(39)				3.95	107.81	Avg.:	98.26	
38	<b>PFISTER Meike</b> Rossignol	GER	Int1:	20.57	(30)	I1-I2:	11.75	(34)	0.65		Sp1:	123.29	(44)
			Int2:	32.32	(33)	I2-I3:	21.65	(26)	1.11		Sp2:	125.10	(40)
			Int3:	53.97	(30)	I3-I4:	26.17	(34)	1.41		Sp3:	99.49	(42)
			Int4:	1:20.14	(33)	I4-I5:	17.92	(45)	2.34				
			Int5:	1:38.06	(37)	I5-Fin:	13.72	(22)	3.05				
			Fin:	1:51.78	(34)				3.25	89.26	Avg.:	98.87	
39	<b>HAEHLEN Joana</b> Voelkl	SUI	Int1:	20.64	(35)	I1-I2:	11.86	(44)	0.72		Sp1:	123.40	(42)
			Int2:	32.50	(39)	I2-I3:	21.81	(36)	1.29		Sp2:	128.10	(18)
			Int3:	54.31	(39)	I3-I4:	26.11	(30)	1.75		Sp3:	99.46	(43)
			Int4:	1:20.42	(37)	I4-I5:	17.66	(37)	2.62				
			Int5:	1:38.08	(38)	I5-Fin:	13.73	(25)	3.07				
			Fin:	1:51.81	(35)				3.28	90.06	Avg.:	98.85	
40	<b>PIOT Jennifer</b> Rossignol	FRA	Int1:	20.91	(51)	I1-I2:	11.81	(41)	0.99		Sp1:	121.80	(50)
			Int2:	32.72	(51)	I2-I3:	22.22	(47)	1.51		Sp2:	124.89	(42)
			Int3:	54.94	(49)	I3-I4:	26.16	(33)	2.38		Sp3:	101.56	(26)
			Int4:	1:21.10	(46)	I4-I5:	17.81	(41)	3.30				
			Int5:	1:38.91	(42)	I5-Fin:	13.83	(31)	3.90				
			Fin:	1:52.74	(42)				4.21	114.64	Avg.:	98.03	
41	<b>FERK Marusa</b> Stoeckli	SLO	Int1:	20.79	(49)	I1-I2:	11.82	(42)	0.87		Sp1:	123.88	(34)
			Int2:	32.61	(47)	I2-I3:	22.43	(52)	1.40		Sp2:	126.36	(32)
			Int3:	55.04	(51)	I3-I4:	26.15	(32)	2.48		Sp3:	99.87	(39)
			Int4:	1:21.19	(47)	I4-I5:	17.78	(39)	3.39				
			Int5:	1:38.97	(46)	I5-Fin:	14.01	(43)	3.96				
			Fin:	1:52.98	(45)				4.45	120.92	Avg.:	97.82	
42	<b>GRENIER Valerie</b> Rossignol	CAN	Int1:	20.54	(29)	I1-I2:	11.63	(19)	0.62		Sp1:	124.69	(25)
			Int2:	32.17	(27)	I2-I3:	22.01	(41)	0.96		Sp2:	127.42	(26)
			Int3:	54.18	(37)	I3-I4:	26.22	(36)	1.62		Sp3:	103.74	(15)
			Int4:	1:20.40	(36)	I4-I5:	17.37	(15)	2.60				
			Int5:	1:37.77	(35)	I5-Fin:	13.79	(29)	2.76				
			Fin:	1:51.56	(32)				3.03	83.38	Avg.:	99.07	
43	<b>ORTLIEB Nina</b> Head	AUT	Int1:	20.50	(24)	I1-I2:	11.75	(34)	0.58		Sp1:	123.59	(39)
			Int2:	32.25	(30)	I2-I3:	22.06	(42)	1.04		Sp2:	126.34	(33)
			Int3:	54.31	(39)	I3-I4:	26.68	(47)	1.75		Sp3:	97.87	(49)
			Int4:	1:20.99	(43)	I4-I5:	17.96	(46)	3.19				
			Int5:	1:38.95	(45)	I5-Fin:	13.76	(27)	3.94				
			Fin:	1:52.71	(41)				4.18	113.86	Avg.:	98.06	



**Number of Competitors: 56**

Bib	Name Ski	NSA	Positions			Partials			Difference		Speed		
			Pos.	Time	Rank	Pos.	Time	Rank	Time	Dist(m)	Pos.	km/h	Rank
44	<b>WEIDLE Kira</b> Rossignol	GER	Int1: 20.51 (26)			I1-I2: 11.67 (25)			0.59		Sp1: 125.32 (18)		
			Int2: 32.18 (28)			I2-I3: 21.79 (34)			0.97		Sp2: 126.40 (30)		
			Int3: 53.97 (30)			I3-I4: 25.66 (14)			1.41		Sp3: 102.60 (22)		
			Int4: 1:19.63 (24)			I4-I5: 17.52 (30)			1.83				
			Int5: 1:37.15 (24)			I5-Fin: 13.63 (17)			2.14				
			Fin: 1:50.78 (23)						2.25	62.35	Avg.: 99.77		
45	<b>SOSIO Federica</b> Fischer	ITA	Int1: 20.71 (42)			I1-I2: 11.92 (47)			0.79		Sp1: 121.60 (51)		
			Int2: 32.63 (48)			I2-I3: 22.68 (53)			1.42		Sp2: 124.58 (47)		
			Int3: 55.31 (53)			I3-I4: 27.34 (52)			2.75		Sp3: 97.05 (52)		
			Int4: 1:22.65 (53)			I4-I5: 18.05 (50)			4.85				
			Int5: 1:40.70 (52)			I5-Fin: 14.29 (52)			5.69				
			Fin: 1:54.99 (51)						6.46	172.47	Avg.: 96.11		
46	<b>HOFER Anna</b> Atomic	ITA	Int1: 20.83 (50)			I1-I2: 11.72 (32)			0.91		Sp1: 123.39 (43)		
			Int2: 32.55 (45)			I2-I3: 22.11 (44)			1.34		Sp2: 124.43 (48)		
			Int3: 54.66 (44)			I3-I4: 26.40 (44)			2.10		Sp3: 97.12 (51)		
			Int4: 1:21.06 (44)			I4-I5: 18.02 (49)			3.26				
			Int5: 1:39.08 (48)			I5-Fin: 14.13 (49)			4.07				
			Fin: 1:53.21 (48)						4.68	126.91	Avg.: 97.62		
47	<b>COLETTI Alexandra</b> Head	MON	Int1: 20.71 (42)			I1-I2: 11.68 (26)			0.79		Sp1: 123.89 (33)		
			Int2: 32.39 (36)			I2-I3: 22.19 (45)			1.18		Sp2: 123.90 (52)		
			Int3: 54.58 (43)			I3-I4: 26.38 (43)			2.02		Sp3: 97.66 (50)		
			Int4: 1:20.96 (42)			I4-I5: 17.96 (46)			3.16				
			Int5: 1:38.92 (43)			I5-Fin: 14.11 (47)			3.91				
			Fin: 1:53.03 (47)						4.50	122.22	Avg.: 97.78		
48	<b>LIE Kajsja Vickhoff</b> Rossignol	NOR	Int1: 20.52 (27)			I1-I2: 11.76 (37)			0.60		Sp1: 126.03 (12)		
			Int2: 32.28 (31)			I2-I3: 21.76 (30)			1.07		Sp2: 124.77 (44)		
			Int3: 54.04 (33)			I3-I4: 26.68 (47)			1.48		Sp3: 97.94 (47)		
			Int4: 1:20.72 (41)			I4-I5: 17.79 (40)			2.92				
			Int5: 1:38.51 (39)			I5-Fin: 14.11 (47)			3.50				
			Fin: 1:52.62 (40)						4.09	111.49	Avg.: 98.14		
49	<b>KRIZOVA Klara</b> Voelkl	CZE	Int1:			I1-I2:					Sp1:		
			Int2:			I2-I3:					Sp2:		
			Int3:			I3-I4:					Sp3:		
			Int4:			I4-I5:							
			Int5:			I5-Fin:							
			Fin: DNS								Avg.:		
50	<b>GAUCHE Laura</b> Salomon	FRA	Int1: 20.44 (21)			I1-I2: 11.63 (19)			0.52		Sp1: 123.87 (35)		
			Int2: 32.07 (22)			I2-I3: 21.96 (39)			0.86		Sp2: 129.53 (9)		
			Int3: 54.03 (32)			I3-I4: 25.69 (15)			1.47		Sp3: 102.15 (25)		
			Int4: 1:19.72 (25)			I4-I5: 17.62 (34)			1.92				
			Int5: 1:37.34 (26)			I5-Fin: 13.88 (35)			2.33				
			Fin: 1:51.22 (28)						2.69	74.25	Avg.: 99.37		
51	<b>SMALL Greta</b> Atomic	AUS	Int1: 20.72 (44)			I1-I2: 11.95 (49)			0.80		Sp1: 118.28 (52)		
			Int2: 32.67 (49)			I2-I3: 22.33 (49)			1.46		Sp2: 124.26 (49)		
			Int3: 55.00 (50)			I3-I4: 27.50 (53)			2.44		Sp3: 97.94 (47)		
			Int4: 1:22.50 (52)			I4-I5: 18.09 (52)			4.70				
			Int5: 1:40.59 (51)			I5-Fin: 14.09 (45)			5.58				
			Fin: 1:54.68 (50)						6.15	164.64	Avg.: 96.37		
52	<b>FLECKENSTEIN Stefanie</b> Rossignol	CAN	Int1: 20.60 (31)			I1-I2: 11.93 (48)			0.68		Sp1: 122.98 (46)		
			Int2: 32.53 (43)			I2-I3: 22.34 (50)			1.32		Sp2: 124.89 (42)		
			Int3: 54.87 (48)			I3-I4: 26.22 (36)			2.31		Sp3: 100.26 (37)		
			Int4: 1:21.09 (45)			I4-I5: 17.85 (42)			3.29				
			Int5: 1:38.94 (44)			I5-Fin: 13.86 (34)			3.93				
			Fin: 1:52.80 (43)						4.27	116.21	Avg.: 97.98		



**Number of Competitors: 56**

Bib	Name Ski	NSA	Positions			Partials			Difference		Speed		
			Pos.	Time	Rank	Pos.	Time	Rank	Time	Dist(m)	Pos.	km/h	Rank
53	<b>REMME Roni</b> Head	CAN	Int1:	20.67 (39)		I1-I2:	12.07 (51)		0.75		Sp1:	123.56 (40)	
			Int2:	32.74 (52)		I2-I3:	21.99 (40)		1.53		Sp2:	128.35 (16)	
			Int3:	54.73 (46)		I3-I4:	26.52 (46)		2.17		Sp3:	100.28 (36)	
			Int4:	1:21.25 (48)		I4-I5:	17.86 (43)		3.45				
			Int5:	1:39.11 (49)		I5-Fin:	13.91 (38)		4.10				
			Fin:	1:53.02 (46)					4.49	121.96	Avg.:	97.79	
54	<b>WILLINGER Georgia</b>	NZL	Int1:	21.13 (52)		I1-I2:	12.09 (52)		1.21		Sp1:	124.09 (29)	
			Int2:	33.22 (53)		I2-I3:	22.08 (43)		2.01		Sp2:	121.22 (53)	
			Int3:	55.30 (52)		I3-I4:	27.11 (50)		2.74		Sp3:	99.82 (40)	
			Int4:	1:22.41 (51)		I4-I5:	18.52 (53)		4.61				
			Int5:	1:40.93 (53)		I5-Fin:	14.20 (51)		5.92				
			Fin:	1:55.13 (52)					6.60	175.99	Avg.:	96.00	
55	<b>TOMMY Mikaela</b> Dynastar	CAN	Int1:	20.64 (35)		I1-I2:	11.87 (45)		0.72		Sp1:	123.61 (38)	
			Int2:	32.51 (40)		I2-I3:	22.21 (46)		1.30		Sp2:	125.14 (39)	
			Int3:	54.72 (45)		I3-I4:	27.17 (51)		2.16		Sp3:	96.93 (53)	
			Int4:	1:21.89 (50)		I4-I5:	18.06 (51)		4.09				
			Int5:	1:39.95 (50)		I5-Fin:	14.09 (45)		4.94				
			Fin:	1:54.04 (49)					5.51	148.33	Avg.:	96.91	
56	<b>POPOVIC Leona</b> Fischer	CRO	Int1:			I1-I2:					Sp1:		
			Int2:			I2-I3:					Sp2:		
			Int3:			I3-I4:					Sp3:		
			Int4:			I4-I5:							
			Int5:			I5-Fin:							
			Fin:	DNS							Avg.:		

<b>LEGEND</b>							
<b>Pos</b>	Intermediate or Speed Position	<b>Int2:</b>	Intermediate 2	<b>DNF</b>	Did Not Finish	<b>Sp3:</b>	Speed Trap 3
<b>Avg.</b>	Average Speed for the race	<b>Int3:</b>	Intermediate 3	<b>Sp1:</b>	Speed Trap 1	<b>DNS</b>	Did Not Start
<b>Dist(m)</b>	Distance behind the first	<b>Int4:</b>	Intermediate 4	<b>Sp2:</b>	Speed Trap 2	<b>Fin:</b>	Finish
<b>Int1:</b>	Intermediate 1	<b>Int5:</b>	Intermediate 5				

01-12-2017 / Lake Louise (CAN) / 5011

Page 7/7

Data Processing by LONGINES

[www.fis-ski.com](http://www.fis-ski.com)

LONGINES Timing

Generation Date: FRI 1 DEC 2017

Time: 14:14

Document: 77B 1.0



AFTER 1st LADIES' DOWNHILL  
DOWNHILL FIS WCSL LIST

Number of Competitors: 53

1 DEC 2017 Lake Louise (CAN)

Rank	FIS Code	Name	NSA	1	Base	- X	+ Y	WCSL-DH
1	565360	STUHEC Ilka	SLO	-	697	77	-	620
2	298323	GOGGIA Sofia	ITA	40	510	57	40	493
3	516138	GUT Lara	SUI	29	360	40	29	349
4	355050	WEIRATHER Tina	LIE	80	282	31	80	331
5	56128	HUETTER Cornelia	AUT	100	244	27	100	317
6	537544	VONN Lindsey	USA	-	340	38	-	302
7	205218	REBENSBURG Viktoria	GER	36	245	27	36	254
8	56198	SCHEYER Christine	AUT	22	236	26	22	232
9	296427	SCHNARF Johanna	ITA	13	244	27	13	230
10	56177	VENIER Stephanie	AUT	16	237	26	16	227
11	538573	ROSS Laurene	USA	-	249	28	-	221
12	55947	VEITH Anna	AUT	10	208	23	10	195
13	55970	SCHMIDHOFER Nicole	AUT	9	208	23	9	194
14	539536	WILES Jacqueline	USA	45	161	18	45	188
15	296729	FANCHINI Nadia	ITA	-	208	23	-	185
16	296472	FANCHINI Elena	ITA	50	144	16	50	178
17	537582	COOK Stacey	USA	24	153	17	24	160
18	56087	SIEBENHOFER Ramona	AUT	20	154	17	20	157
19	505886	KLING Kajsa	SWE	-	175	19	-	156
19	245066	MIKLOS Edit	HUN	-	175	19	-	156
21	6535455	JOHNSON Breezy	USA	26	135	15	26	146
22	516319	SUTER Corinne	SUI	15	138	15	15	138
23	516248	FLURY Jasmine	SUI	14	128	14	14	128
24	516284	GISIN Michelle	SUI	32	97	11	32	118
25	56088	TIPPLER Tamara	AUT	2	118	13	2	107
26	296431	STUFFER Verena	ITA	12	101	11	12	102
27	515766	SUTER Fabienne	SUI	-	105	12	-	93
28	6535237	SHIFFRIN Mikaela	USA	60	33	4	60	89
29	56125	PUCHNER Mirjam	AUT	-	94	10	-	84
30	297601	BRIGNONE Federica	ITA	-	69	8	-	61
31	425929	MOWINCKEL Ragnhild	NOR	5	56	6	5	55
32	155763	LEDECKA Ester	CZE	20	37	4	20	53
33	297910	CURTONI Elena	ITA	-	53	6	-	47
34	426043	TVIBERG Maria Therese	NOR	-	51	6	-	45
35	538685	MCKENNIS Alice	USA	7	40	4	7	43





AFTER 1st LADIES' DOWNHILL  
DOWNHILL FIS WCSL LIST

Number of Competitors: 53

1 DEC 2017 Lake Louise (CAN)

Rank	FIS Code	Name	NSA	1	Base	- X	+ Y =	WCSL-DH
36	299466	DELAGO Nicol	ITA	11	32	4	11	39
37	516219	NUFER Priska	SUI	1	42	5	1	38
38	537545	MANCUSO Julia	USA	-	37	4	-	33
39	56174	HAASER Ricarda	AUT	-	36	4	-	32
40	516185	HAEHLEN Joana	SUI	-	30	3	-	27
41	55576	GOERGL Elisabeth	AUT	-	29	3	-	26
42	206460	WENIG Michaela	GER	4	24	3	4	25
43	515997	FEIERABEND Denise	SUI	6	13	1	6	18
43	107613	GRENIER Valerie	CAN	-	20	2	-	18
45	297702	MARSAGLIA Francesca	ITA	-	19	2	-	17
46	197383	GAUTHIER Tiffany	FRA	-	17	2	-	15
47	206668	WEIDLE Kira	GER	8	4	-	8	12
48	375018	COLETTI Alexandra	MON	-	7	1	-	6
48	197497	MIRADOLI Romane	FRA	-	7	1	-	6
48	197295	PIOT Jennifer	FRA	-	7	1	-	6
51	565320	FERK Marusa	SLO	-	5	1	-	4
52	56258	AGER Christina	AUT	-	3	-	-	3
52	197641	GAUCHE Laura	FRA	3	-	-	3	3

Number of Competitors per Nation until 60th position

AUT : 11	CAN : 1	CZE : 1	FRA : 4	GER : 3	HUN : 1
ITA : 9	LIE : 1	MON : 1	NOR : 2	SLO : 2	SUI : 8
SWE : 1	USA : 8				

**LEGEND**

**Base** Last season WCSL points  
**X** (Base / number of planned races in the current season) \* number of completed races in the current season  
**Y** WC points won in the current season  
**WCSL-DH** World Cup Start List points for Downhill

01-12-2017 / Lake Louise (CAN) / 5011

Page 2/2

[www.fis-ski.com](http://www.fis-ski.com)

Generation Date: FRI 1 DEC 2017

Time: 14:14

Document: 60A 1.0



AFTER 1st LADIES' DOWNHILL  
OVERALL FIS WCSL LIST

Number of Competitors: 145

Rank	FIS Code	Name	NSA	WCSL	DH	SL	GS	SG	AC
1	6535237	SHIFFRIN Mikaela	USA	1780	89 (28)	852 (1)	669 (2)	70 (26)	100 (7)
2	565360	STUHEC Ilka	SLO	1361	620 (1)	21 (43)	26 (37)	454 (2)	240 (2)
3	298323	GOGGIA Sofia	ITA	1239	493 (2)	-	388 (4)	266 (7)	92 (11)
4	516138	GUT Lara	SUI	1007	349 (3)	2 (63)	296 (9)	360 (3)	-
5	355050	WEIRATHER Tina	LIE	988	331 (4)	-	142 (15)	515 (1)	-
6	196928	WORLEY Tessa	FRA	965	-	-	748 (1)	199 (11)	18 (36)
7	297601	BRIGNONE Federica	ITA	963	61 (30)	11 (51)	381 (5)	254 (9)	256 (1)
8	205218	REBENSBURG Viktoria	GER	879	254 (7)	-	422 (3)	203 (10)	-
9	516280	HOLDENER Wendy	SUI	846	-	476 (3)	126 (20)	4 (55)	240 (2)
10	705423	VLHOVA Petra	SVK	726	-	517 (2)	209 (13)	-	-
11	56128	HUETTER Cornelia	AUT	596	317 (5)	-	-	266 (7)	13 (44)
12	56177	VENIER Stephanie	AUT	540	227 (10)	-	-	291 (6)	22 (32)
13	55970	SCHMIDHOFER Nicole	AUT	534	194 (13)	-	-	340 (4)	-
14	505679	HANSDOTTER Frida	SWE	524	-	449 (4)	75 (30)	-	-
15	425929	MOWINCKEL Ragnhild	NOR	486	55 (31)	-	210 (12)	128 (17)	93 (9)
16	537544	VONN Lindsey	USA	478	302 (6)	-	-	131 (15)	45 (18)
17	516284	GISIN Michelle	SUI	471	118 (24)	155 (15)	-	14 (42)	184 (4)
18	297910	CURTONI Elena	ITA	454	47 (33)	-	62 (31)	316 (5)	29 (24)
19	105269	GAGNON Marie-Michele	CAN	439	-	116 (21)	139 (16)	44 (32)	140 (6)
20	425771	HAYER-LOESETH Nina	NOR	422	-	262 (8)	160 (14)	-	-
21	56198	SCHEYER Christine	AUT	415	232 (8)	-	-	139 (14)	44 (19)
22	56032	SCHILD Bernadette	AUT	408	-	325 (7)	83 (26)	-	-
23	55759	KIRCHGASSER Michaela	AUT	401	-	111 (22)	125 (21)	-	165 (5)
24	538573	ROSS Laurene	USA	394	221 (11)	-	-	131 (15)	42 (21)
25	296259	MOELGG Manuela	ITA	392	-	51 (32)	341 (6)	-	-
26	705287	VELEZ ZUZULOVA Veronika	SVK	388	-	388 (5)	-	-	-
27	55947	VEITH Anna	AUT	384	195 (12)	-	5 (55)	91 (23)	93 (9)
28	299276	BASSINO Marta	ITA	383	-	-	324 (7)	30 (37)	29 (24)
29	56217	BRUNNER Stephanie	AUT	370	-	52 (31)	276 (10)	6 (54)	36 (22)
30	505886	KLING Kajsa	SWE	356	156 (19)	-	30 (36)	156 (12)	14 (41)
31	155415	STRACHOVA Sarka	CZE	339	-	339 (6)	-	-	-
32	296729	FANCHINI Nadia	ITA	338	185 (15)	-	37 (35)	116 (19)	-
32	296427	SCHNARF Johanna	ITA	338	230 (9)	-	-	92 (22)	16 (40)
34	55898	BREM Eva-Maria	AUT	321	-	15 (47)	306 (8)	-	-
35	56174	HAASER Ricarda	AUT	304	32 (39)	24 (40)	79 (29)	95 (21)	74 (13)
36	516528	MEILLARD Melanie	SUI	302	-	169 (12)	133 (19)	-	-
37	516319	SUTER Corinne	SUI	296	138 (22)	-	-	146 (13)	12 (47)



AFTER 1st LADIES' DOWNHILL  
OVERALL FIS WCSL LIST

Number of Competitors: 145

Rank	FIS Code	Name	NSA	WCSL	DH	SL	GS	SG	AC
38	515997	FEIERABEND Denise	SUI	254	18 (43)	146 (16)	-	4 (55)	86 (12)
39	565268	DREV Ana	SLO	252	-	-	252 (11)	-	-
40	297702	MARSAGLIA Francesca	ITA	250	17 (45)	-	90 (24)	121 (18)	22 (32)
41	56087	SIEBENHOFER Ramona	AUT	244	157 (18)	-	-	39 (33)	48 (17)
42	539536	WILES Jacqueline	USA	225	188 (14)	-	-	37 (34)	-
43	296509	CURTONI Irene	ITA	223	-	128 (18)	95 (23)	-	-
44	506341	WIKSTROEM Emelie	SWE	222	-	220 (9)	2 (63)	-	-
45	56315	TRUPPE Katharina	AUT	209	-	128 (18)	81 (28)	-	-
46	206355	DUERR Lena	GER	207	-	159 (14)	8 (50)	8 (51)	32 (23)
47	516248	FLURY Jasmine	SUI	202	128 (23)	-	-	74 (25)	-
48	296472	FANCHINI Elena	ITA	186	178 (16)	-	-	8 (51)	-
49	245066	MIKLOS Edit	HUN	179	156 (19)	-	-	23 (40)	-
50	565401	BUCIK Ana	SLO	178	-	171 (11)	4 (58)	-	3 (58)
51	6535455	JOHNSON Breezy	USA	173	146 (21)	-	-	27 (38)	-
52	425981	SKJOELD Maren	NOR	172	-	172 (10)	-	-	-
53	537582	COOK Stacey	USA	170	160 (17)	-	-	2 (59)	8 (50)
54	296354	COSTAZZA Chiara	ITA	168	-	168 (13)	-	-	-
55	426043	TVIBERG Maria Therese	NOR	162	45 (34)	-	-	47 (29)	70 (14)
56	565320	FERK Marusa	SLO	160	4 (51)	57 (30)	-	-	99 (8)
57	56125	PUCHNER Mirjam	AUT	154	84 (29)	-	-	52 (28)	18 (36)
58	55576	GOERGL Elisabeth	AUT	142	26 (41)	-	-	116 (19)	-
59	197319	BAUD MUGNIER Adeline	FRA	141	-	58 (29)	83 (26)	-	-
59	506399	HECTOR Sara	SWE	141	-	4 (59)	137 (17)	-	-
61	206279	GEIGER Christina	GER	139	-	139 (17)	-	-	-
62	516268	WILD Simone	SUI	136	-	-	136 (18)	-	-
63	516185	HAEHLEN Joana	SUI	132	27 (40)	-	-	91 (23)	14 (41)
64	537772	STIEGLER Resi	USA	128	-	126 (20)	2 (63)	-	-
65	56088	TIPPLER Tamara	AUT	119	107 (25)	-	-	12 (46)	-
66	296431	STUFFER Verena	ITA	116	102 (26)	-	-	14 (42)	-
66	55977	THALMANN Carmen	AUT	116	-	97 (24)	19 (42)	-	-
68	197124	FRASSE SOMBET Coralie	FRA	115	-	-	113 (22)	2 (59)	-
69	515766	SUTER Fabienne	SUI	113	93 (27)	-	-	20 (41)	-
70	206536	WALLNER Marina	GER	110	-	110 (23)	-	-	-
71	56199	KAPPAURER Elisabeth	AUT	108	-	14 (49)	50 (33)	-	44 (19)
72	516219	NUFER Priska	SUI	106	38 (37)	-	-	46 (31)	22 (32)
73	537545	MANCUSO Julia	USA	104	33 (38)	-	-	47 (29)	24 (29)
73	505760	PIETILAE-HOLMNER Maria	SWE	104	-	78 (27)	26 (37)	-	-
75	506146	SWENN-LARSSON Anna	SWE	97	-	97 (24)	-	-	-
76	196726	BARTHET Anne-Sophie	FRA	94	-	33 (36)	7 (51)	-	54 (15)
77	107613	GRENIER Valerie	CAN	89	18 (43)	2 (63)	13 (46)	32 (35)	24 (29)
78	565373	ROBNIK Tina	SLO	85	-	-	85 (25)	-	-
79	56241	SCHNEEBERGER Rosina	AUT	82	-	-	18 (43)	13 (45)	51 (16)
80	106961	MIELZYNSKI Erin	CAN	81	-	81 (26)	-	-	-
81	197383	GAUTHIER Tiffany	FRA	79	15 (46)	-	-	64 (27)	-
82	155763	LEDECKA Ester	CZE	77	53 (32)	-	-	24 (39)	-
83	56367	GALLHUBER Katharina	AUT	72	-	72 (28)	-	-	-
84	197497	MIRADOLI Romane	FRA	58	6 (48)	-	-	32 (35)	20 (35)

01-12-2017 / Lake Louise (CAN) / 5011

Page 2/4

www.fis-ski.com

Generation Date: FRI 1 DEC 2017

Time: 14:14

Document: 60B 1.0



AFTER 1st LADIES' DOWNHILL  
OVERALL FIS WCSL LIST

Number of Competitors: 145

Rank	FIS Code	Name	NSA	WCSL	DH	SL	GS	SG	AC
85	299466	DELAGO Nicol	ITA	57	39 (36)	-	-	-	18 (36)
86	538685	MCKENNIS Alice	USA	54	43 (35)	-	-	11 (47)	-
87	196725	BARIOZ Taina	FRA	52	-	4 (59)	48 (34)	-	-
88	426187	LYSDAHL Kristin	NOR	51	-	-	51 (32)	-	-
89	206487	WIESLER Maren	GER	46	-	41 (33)	5 (55)	-	-
90	56143	GRUENWALD Julia	AUT	40	-	40 (34)	-	-	-
91	516344	KOPP Rahel	SUI	39	-	5 (57)	5 (55)	-	29 (24)
91	196806	NOENS Nastasia	FRA	39	-	39 (35)	-	-	-
93	197616	ALPHAND Estelle	SWE	38	-	14 (49)	24 (39)	-	-
94	426100	HOLTMANN Mina Fuerst	NOR	34	-	20 (44)	14 (45)	-	-
94	206532	SCHMOTZ Marlene	GER	34	-	10 (53)	-	-	24 (29)
94	225525	TILLEY Alex	GBR	34	-	16 (46)	18 (43)	-	-
97	107427	ST-GERMAIN Laurence	CAN	32	-	32 (37)	-	-	-
98	56253	HUBER Katharina	AUT	31	-	31 (38)	-	-	-
99	107387	CRAWFORD Candace	CAN	28	-	-	3 (61)	7 (53)	18 (36)
99	56388	LIENSBERGER Katharina	AUT	28	-	28 (39)	-	-	-
101	385096	POPOVIC Leona	CRO	27	-	-	-	-	27 (27)
102	298767	SOSIO Federica	ITA	26	-	-	-	-	26 (28)
102	206668	WEIDLE Kira	GER	26	12 (47)	-	-	14 (42)	-
104	315187	IGNJATOVIC Nevena	SRB	25	-	18 (45)	-	-	7 (52)
104	206460	WENIG Michaela	GER	25	25 (42)	-	-	-	-
106	196803	MOUGEL Laurie	FRA	24	-	24 (40)	-	-	-
107	516562	RAST Camille	SUI	23	-	-	23 (40)	-	-
108	155728	DUBOVSKA Martina	CZE	22	-	22 (42)	-	-	-
108	197641	GAUCHE Laura	FRA	22	3 (52)	-	-	11 (47)	8 (50)
108	565471	HROVAT Meta	SLO	22	-	2 (63)	20 (41)	-	-
111	516394	SUTER Jasmina	SUI	21	-	-	-	9 (49)	12 (47)
112	538284	MCJAMES Megan	USA	18	-	9 (54)	9 (49)	-	-
113	206701	WILLIBALD Elisabeth	GER	15	-	15 (47)	-	-	-
114	425921	HAUGEN Kristine Gjelsten	NOR	14	-	4 (59)	10 (48)	-	-
114	155699	PAULATHOVA Katerina	CZE	14	-	-	-	-	14 (41)
114	425880	SEJERSTED Lotte Smiseth	NOR	14	-	-	-	9 (49)	5 (55)
117	206520	DORSCH Patrizia	GER	13	-	-	-	-	13 (44)
117	206367	HRONEK Veronique	GER	13	-	-	-	-	13 (44)
117	56224	MAIER Sabrina	AUT	13	-	-	-	1 (61)	12 (47)
120	299624	PIROVANO Laura	ITA	12	-	-	12 (47)	-	-
121	485637	ALOPINA Ksenia	RUS	11	-	11 (51)	-	-	-
122	555018	GASUNA Leide	LAT	7	-	7 (55)	-	-	-
122	705394	KANTOROVA Barbara	SVK	7	-	-	-	-	7 (52)
124	307493	ANDO Asa	JPN	6	-	-	6 (52)	-	-
124	375018	COLETTI Alexandra	MON	6	6 (48)	-	-	-	-
124	405138	JELINKOVA Adriana	NED	6	-	-	6 (52)	-	-
124	196812	PELLISSIER Marion	FRA	6	-	-	-	-	6 (54)
124	197295	PIOT Jennifer	FRA	6	6 (48)	-	-	-	-
124	425879	RIIS-JOHANNESSEN Kristina	NOR	6	-	-	6 (52)	-	-
124	665009	SHKANOVA Maria	BLR	6	-	6 (56)	-	-	-
131	506350	EKLUND Nathalie	SWE	5	-	5 (57)	-	-	-

01-12-2017 / Lake Louise (CAN) / 5011

Page 3/4

www.fis-ski.com

Generation Date: FRI 1 DEC 2017

Time: 14:14

Document: 60B 1.0



AFTER 1st LADIES' DOWNHILL  
OVERALL FIS WCSL LIST

Number of Competitors: 145

Rank	FIS Code	Name	NSA	WCSL	DH	SL	GS	SG	AC
131	435334	GASIENICA-DANIEL Maryna	POL	5	-	-	-	-	5 (55)
131	155503	KLICNAROVA Pavla	CZE	5	-	-	-	-	5 (55)
134	25096	GUTIERREZ Mireia	AND	4	-	4 (59)	-	-	-
134	306249	HASEGAWA Emi	JPN	4	-	-	4 (58)	-	-
134	297195	HOFER Anna	ITA	4	-	-	-	4 (55)	-
134	56282	RESCH Stephanie	AUT	4	-	-	4 (58)	-	-
138	56258	AGER Christina	AUT	3	3 (52)	-	-	-	-
138	539457	MARNO Anna	USA	3	-	-	-	3 (58)	-
138	107532	TOMMY Mikaela	CAN	3	-	-	3 (61)	-	-
141	516265	GMUER Chiara	SUI	2	-	2 (63)	-	-	-
141	565331	LAVTAR Katarina	SLO	2	-	-	2 (63)	-	-
141	485802	TKACHENKO Ekaterina	RUS	2	-	2 (63)	-	-	-
141	56126	ZELLER Lisa-Maria	AUT	2	-	2 (63)	-	-	-
145	485749	PROKOPYEVA Aleksandra	RUS	1	-	-	-	-	1 (59)

**LEGEND**

**AC** Alpine Combined points    **DH** Downhill points    **SG** Super-G points    **WCSL** Overall points    **SL** Slalom points  
**GS** Giant Slalom points

01-12-2017 / Lake Louise (CAN) / 5011

Page 4/4

[www.fis-ski.com](http://www.fis-ski.com)

Generation Date: FRI 1 DEC 2017

Time: 14:14

Document: 60B 1.0



1st LADIES' DOWNHILL  
**DOWNHILL FIS WORLD CUP STANDINGS**

Number of Competitors: 30

1 DEC 2017 Lake Louise (CAN)

Rank	FIS Code	Name	NSA	1	WC-DH	Diff.
1	56128	HUETTER Cornelia	AUT	100	100	
2	355050	WEIRATHER Tina	LIE	80	80	- 20
3	6535237	SHIFFRIN Mikaela	USA	60	60	- 40
4	296472	FANCHINI Elena	ITA	50	50	- 50
5	539536	WILES Jacqueline	USA	45	45	- 55
6	298323	GOGGIA Sofia	ITA	40	40	- 60
7	205218	REBENBURG Viktoria	GER	36	36	- 64
8	516284	GISIN Michelle	SUI	32	32	- 68
9	516138	GUT Lara	SUI	29	29	- 71
10	6535455	JOHNSON Breezy	USA	26	26	- 74
11	537582	COOK Stacey	USA	24	24	- 76
12	56198	SCHEYER Christine	AUT	22	22	- 78
13	155763	LEDECKA Ester	CZE	20	20	- 80
13	56087	SIEBENHOFER Ramona	AUT	20	20	- 80
15	56177	VENIER Stephanie	AUT	16	16	- 84
16	516319	SUTER Corinne	SUI	15	15	- 85
17	516248	FLURY Jasmine	SUI	14	14	- 86
18	296427	SCHNARF Johanna	ITA	13	13	- 87
19	296431	STUFFER Verena	ITA	12	12	- 88
20	299466	DELAGO Nicol	ITA	11	11	- 89
21	55947	VEITH Anna	AUT	10	10	- 90
22	55970	SCHMIDHOFER Nicole	AUT	9	9	- 91
23	206668	WEIDLE Kira	GER	8	8	- 92
24	538685	MCKENNIS Alice	USA	7	7	- 93
25	515997	FEIERABEND Denise	SUI	6	6	- 94
26	425929	MOWINCKEL Ragnhild	NOR	5	5	- 95
27	206460	WENIG Michaela	GER	4	4	- 96
28	197641	GAUCHE Laura	FRA	3	3	- 97
29	56088	TIPPLER Tamara	AUT	2	2	- 98
30	516219	NUFER Priska	SUI	1	1	- 99

**LEGEND**

**WC-DH** World Cup points for Downhill    **Diff.** Points Difference

01-12-2017 / Lake Louise (CAN) / 5011

Page 1/1

[www.fis-ski.com](http://www.fis-ski.com)

Generation Date: FRI 1 DEC 2017

Time: 14:14

Document: 25A 1.0



1st LADIES' DOWNHILL  
**OVERALL FIS WORLD CUP STANDINGS**

Number of Competitors: 84

Rank	FIS Code	Name	NSA	Points	DH 1 race	SL 2 races	GS 2 races	SG	AC
1	6535237	SHIFFRIN Mikaela	USA	365	60 (3)	180 (1)	125 (2)	-	-
2	205218	REBENBURG Viktoria	GER	236	36 (7)	-	200 (1)	-	-
3	705423	VLHOVA Petra	SVK	221	-	180 (1)	41 (12)	-	-
4	505679	HANSDOTTER Frida	SWE	141	-	95 (3)	46 (8)	-	-
5	56217	BRUNNER Stephanie	AUT	132	-	32 (15)	100 (5)	-	-
6	296259	MOELGG Manuela	ITA	129	-	9 (33)	120 (3)	-	-
7	196928	WORLEY Tessa	FRA	120	-	-	120 (3)	-	-
8	516280	HOLDENER Wendy	SUI	112	-	60 (6)	52 (7)	-	-
9	56032	SCHILD Bernadette	AUT	102	-	60 (6)	42 (11)	-	-
10	56128	HUETTER Cornelia	AUT	100	100 (1)	-	-	-	-
11	355050	WEIRATHER Tina	LIE	89	80 (2)	-	9 (31)	-	-
12	506146	SWENN-LARSSON Anna	SWE	76	-	76 (4)	-	-	-
13	516284	GISIN Michelle	SUI	74	32 (8)	42 (13)	-	-	-
13	516528	MEILLARD Melanie	SUI	74	-	45 (9)	29 (17)	-	-
15	515997	FEIERABEND Denise	SUI	71	6 (25)	65 (5)	-	-	-
16	425929	MOWINCKEL Ragnhild	NOR	65	5 (26)	-	60 (6)	-	-
17	298323	GOGGIA Sofia	ITA	56	40 (6)	-	16 (23)	-	-
18	206355	DUERR Lena	GER	55	-	55 (8)	-	-	-
19	296509	CURTONI Irene	ITA	53	-	22 (21)	31 (16)	-	-
20	296472	FANCHINI Elena	ITA	50	50 (4)	-	-	-	-
21	297601	BRIGNONE Federica	ITA	45	-	-	45 (9)	-	-
21	539536	WILES Jacqueline	USA	45	45 (5)	-	-	-	-
23	56367	GALLHUBER Katharina	AUT	44	-	44 (10)	-	-	-
23	565373	ROBNIK Tina	SLO	44	-	-	44 (10)	-	-
23	506341	WIKSTROEM Emelie	SWE	44	-	44 (10)	-	-	-
26	565401	BUCIK Ana	SLO	43	-	43 (12)	-	-	-
27	105269	GAGNON Marie-Michele	CAN	40	-	26 (18)	14 (24)	-	-
28	56199	KAPPAURER Elisabeth	AUT	38	-	-	38 (13)	-	-
29	516138	GUT Lara	SUI	37	29 (9)	-	8 (32)	-	-
30	296354	COSTAZZA Chiara	ITA	35	-	35 (14)	-	-	-
31	425771	HAYER-LOESETH Nina	NOR	34	-	20 (23)	14 (24)	-	-
31	426100	HOLTMANN Mina Fuerst	NOR	34	-	20 (23)	14 (24)	-	-
33	197616	ALPHAND Estelle	SWE	32	-	14 (28)	18 (22)	-	-
33	565268	DREV Ana	SLO	32	-	-	32 (14)	-	-
33	426187	LYSDAHL Kristin	NOR	32	-	-	32 (14)	-	-
33	107427	ST-GERMAIN Laurence	CAN	32	-	32 (15)	-	-	-
37	506399	HECTOR Sara	SWE	29	-	-	29 (17)	-	-



1st LADIES' DOWNHILL  
OVERALL FIS WORLD CUP STANDINGS

Number of Competitors: 84

Rank	FIS Code	Name	NSA	Points	DH 1 race	SL 2 races	GS 2 races	SG	AC
37	206536	WALLNER Marina	GER	29	-	29 (17)	-	-	-
39	196725	BARIOZ Taina	FRA	26	-	-	26 (19)	-	-
39	6535455	JOHNSON Breezy	USA	26	26 (10)	-	-	-	-
41	537582	COOK Stacey	USA	24	24 (11)	-	-	-	-
41	56174	HAASER Ricarda	AUT	24	-	-	24 (20)	-	-
41	55759	KIRCHGASSER Michaela	AUT	24	-	24 (19)	-	-	-
44	565320	FERK Marusa	SLO	23	-	23 (20)	-	-	-
45	299276	BASSINO Marta	ITA	22	-	-	22 (21)	-	-
45	56253	HUBER Katharina	AUT	22	-	22 (21)	-	-	-
45	56198	SCHEYER Christine	AUT	22	22 (12)	-	-	-	-
48	155763	LEDECKA Ester	CZE	20	20 (13)	-	-	-	-
48	56087	SIEBENHOFER Ramona	AUT	20	20 (13)	-	-	-	-
48	537772	STIEGLER Resi	USA	20	-	20 (23)	-	-	-
51	55977	THALMANN Carmen	AUT	18	-	7 (34)	11 (29)	-	-
52	196806	NOENS Nastasia	FRA	17	-	17 (26)	-	-	-
53	56388	LIENSBERGER Katharina	AUT	16	-	16 (27)	-	-	-
53	56177	VENIER Stephanie	AUT	16	16 (15)	-	-	-	-
53	206487	WIESLER Maren	GER	16	-	11 (31)	5 (37)	-	-
56	516319	SUTER Corinne	SUI	15	15 (16)	-	-	-	-
57	516248	FLURY Jasmine	SUI	14	14 (17)	-	-	-	-
57	425981	SKJOELD Maren	NOR	14	-	14 (28)	-	-	-
59	206279	GEIGER Christina	GER	13	-	13 (30)	-	-	-
59	296427	SCHNARF Johanna	ITA	13	13 (18)	-	-	-	-
59	56315	TRUPPE Katharina	AUT	13	-	-	13 (27)	-	-
62	299624	PIROVANO Laura	ITA	12	-	-	12 (28)	-	-
62	296431	STUFFER Verena	ITA	12	12 (19)	-	-	-	-
64	197319	BAUD MUGNIER Adeline	FRA	11	-	11 (31)	-	-	-
64	299466	DELAGO Nicol	ITA	11	11 (20)	-	-	-	-
66	225525	TILLEY Alex	GBR	10	-	-	10 (30)	-	-
66	55947	VEITH Anna	AUT	10	10 (21)	-	-	-	-
68	55970	SCHMIDHOFER Nicole	AUT	9	9 (22)	-	-	-	-
69	425921	HAUGEN Kristine Gjelsten	NOR	8	-	-	8 (32)	-	-
69	206668	WEIDLE Kira	GER	8	8 (23)	-	-	-	-
71	565471	HROVAT Meta	SLO	7	-	-	7 (34)	-	-
71	538685	MCKENNIS Alice	USA	7	7 (24)	-	-	-	-
73	307493	ANDO Asa	JPN	6	-	-	6 (35)	-	-
73	405138	JELINKOVA Adriana	NED	6	-	-	6 (35)	-	-
75	55898	BREM Eva-Maria	AUT	4	-	-	4 (38)	-	-
75	297910	CURTONI Elena	ITA	4	-	-	4 (38)	-	-
75	106961	MIELZYNSKI Erin	CAN	4	-	4 (35)	-	-	-
75	206460	WENIG Michaela	GER	4	4 (27)	-	-	-	-
79	197641	GAUCHE Laura	FRA	3	3 (28)	-	-	-	-
80	155728	DUBOVSKA Martina	CZE	2	-	2 (36)	-	-	-
80	538284	MCJAMES Megan	USA	2	-	-	2 (40)	-	-
80	56088	TIPPLER Tamara	AUT	2	2 (29)	-	-	-	-
83	516219	NUFER Priska	SUI	1	1 (30)	-	-	-	-
83	516268	WILD Simone	SUI	1	-	-	1 (41)	-	-

01-12-2017 / Lake Louise (CAN) / 5011

Page 2/3

www.fis-ski.com

Generation Date: FRI 1 DEC 2017

Time: 14:14

Document: 25B 1.0





---

1st LADIES' DOWNHILL  
OVERALL FIS WORLD CUP STANDINGS

---

**LEGEND**

<b>AC</b>	Alpine Combined points	<b>DH</b>	Downhill points	<b>SG</b>	Super-G points	<b>Points</b>	Overall points	<b>SL</b>	Slalom points
<b>GS</b>	Giant Slalom points								

01-12-2017 / Lake Louise (CAN) / 5011

Page 3/3

[www.fis-ski.com](http://www.fis-ski.com)

Generation Date: FRI 1 DEC 2017

Time: 14:14

Document: 25B 1.0



1st LADIES' DOWNHILL  
LADIES FIS NATION CUP

Number of Nations: 16

Rank	NSA		Points	Diff.	DH	SL	GS	SG	AC	TE
1	AUT	<b>Austria</b>	<b>616</b>		179	205	232	-	-	-
2	USA	<b>United States of America</b>	<b>489</b>	- 127	162	200	127	-	-	-
3	ITA	<b>Italy</b>	<b>442</b>	- 174	126	66	250	-	-	-
4	SUI	<b>Switzerland</b>	<b>399</b>	- 217	97	212	90	-	-	-
5	GER	<b>Germany</b>	<b>361</b>	- 255	48	108	205	-	-	-
6	SWE	<b>Sweden</b>	<b>322</b>	- 294	-	229	93	-	-	-
7	SVK	<b>Slovakia</b>	<b>221</b>	- 395	-	180	41	-	-	-
8	NOR	<b>Norway</b>	<b>187</b>	- 429	5	54	128	-	-	-
9	FRA	<b>France</b>	<b>177</b>	- 439	3	28	146	-	-	-
10	SLO	<b>Slovenia</b>	<b>149</b>	- 467	-	66	83	-	-	-
11	LIE	<b>Liechtenstein</b>	<b>89</b>	- 527	80	-	9	-	-	-
12	CAN	<b>Canada</b>	<b>76</b>	- 540	-	62	14	-	-	-
13	CZE	<b>Czech Republic</b>	<b>22</b>	- 594	20	2	-	-	-	-
14	GBR	<b>Great Britain</b>	<b>10</b>	- 606	-	-	10	-	-	-
15	NED	<b>Netherlands</b>	<b>6</b>	- 610	-	-	6	-	-	-
15	JPN	<b>Japan</b>	<b>6</b>	- 610	-	-	6	-	-	-

1st LADIES' DOWNHILL  
FIS OVERALL NATION CUP

Number of Nations: 16

Rk	NSA	Overall+TE			DH Points			SL Points			GS Points			SG Points			AC Points		
		M+W	M	W	M+W	M	W	M+W	M	W	M+W	M	W	M+W	M	W	M+W	M	W
1	AUT	<b>1269</b>	653	616	<b>368</b>	189	179	<b>268</b>	63	205	<b>232</b>	-	232	<b>401</b>	401	-	-	-	-
2	SUI	<b>869</b>	470	399	<b>271</b>	174	97	<b>397</b>	185	212	<b>90</b>	-	90	<b>111</b>	111	-	-	-	-
3	NOR	<b>850</b>	663	187	<b>150</b>	145	5	<b>186</b>	132	54	<b>128</b>	-	128	<b>386</b>	386	-	-	-	-
4	ITA	<b>724</b>	282	442	<b>191</b>	65	126	<b>108</b>	42	66	<b>250</b>	-	250	<b>175</b>	175	-	-	-	-
5	GER	<b>637</b>	276	361	<b>84</b>	36	48	<b>224</b>	116	108	<b>205</b>	-	205	<b>124</b>	124	-	-	-	-
6	USA	<b>567</b>	78	489	<b>179</b>	17	162	<b>208</b>	8	200	<b>127</b>	-	127	<b>53</b>	53	-	-	-	-
7	FRA	<b>447</b>	270	177	<b>65</b>	62	3	<b>116</b>	88	28	<b>146</b>	-	146	<b>120</b>	120	-	-	-	-
8	SWE	<b>382</b>	60	322	-	-	-	<b>289</b>	60	229	<b>93</b>	-	93	-	-	-	-	-	-
9	SVK	<b>221</b>	-	221	-	-	-	<b>180</b>	-	180	<b>41</b>	-	41	-	-	-	-	-	-
10	SLO	<b>199</b>	50	149	<b>12</b>	12	-	<b>66</b>	-	66	<b>83</b>	-	83	<b>38</b>	38	-	-	-	-
11	CAN	<b>141</b>	65	76	<b>19</b>	19	-	<b>72</b>	10	62	<b>14</b>	-	14	<b>36</b>	36	-	-	-	-
12	LIE	<b>89</b>	-	89	<b>80</b>	-	80	-	-	-	<b>9</b>	-	9	-	-	-	-	-	-
13	CZE	<b>22</b>	-	22	<b>20</b>	-	20	<b>2</b>	-	2	-	-	-	-	-	-	-	-	-
14	GBR	<b>10</b>	-	10	-	-	-	-	-	-	<b>10</b>	-	10	-	-	-	-	-	-
15	NED	<b>6</b>	-	6	-	-	-	-	-	-	<b>6</b>	-	6	-	-	-	-	-	-
15	JPN	<b>6</b>	-	6	-	-	-	-	-	-	<b>6</b>	-	6	-	-	-	-	-	-



---

AFTER 1st LADIES' DOWNHILL  
MANUFACTURERS STANDINGS LADIES

---

Number of Manufacturers: 6

Rank	Manufacturer	Points	Diff.	DH	SL	GS	SG	AC
1	Head	530		180	210	140	-	-
1	Rossignol	530		45	320	165	-	-
3	Atomic	405	- 125	100	180	125	-	-
4	Stoeckli	200	- 330	-	-	200	-	-
5	Dynastar	170	- 360	50	-	120	-	-
6	Voelkl	40	- 490	-	40	-	-	-

AFTER 1st LADIES' DOWNHILL  
**MANUFACTURERS STANDINGS OVERALL**

**Number of Manufacturers: 9**

Rk	Manuf.	Overall			DH Points			SL Points			GS Points			SG Points			AC Points		
		M+W	M	W	M+W	M	W	M+W	M	W	M+W	M	W	M+W	M	W	M+W	M	W
1	Head	<b>1305</b>	775	530	<b>505</b>	325	180	<b>210</b>	-	210	<b>140</b>	-	140	<b>450</b>	450	-	-	-	-
2	Rossignol	<b>690</b>	160	530	<b>45</b>	-	45	<b>440</b>	120	320	<b>165</b>	-	165	<b>40</b>	40	-	-	-	-
3	Atomic	<b>595</b>	190	405	<b>150</b>	50	100	<b>240</b>	60	180	<b>125</b>	-	125	<b>80</b>	80	-	-	-	-
4	Stoeckli	<b>200</b>	-	200	-	-	-	-	-	-	<b>200</b>	-	200	-	-	-	-	-	-
5	Dynastar	<b>170</b>	-	170	<b>50</b>	-	50	-	-	-	<b>120</b>	-	120	-	-	-	-	-	-
5	Salomon	<b>170</b>	170	-	-	-	-	<b>50</b>	50	-	-	-	-	<b>120</b>	120	-	-	-	-
7	Fischer	<b>150</b>	150	-	-	-	-	<b>50</b>	50	-	-	-	-	<b>100</b>	100	-	-	-	-
8	Nordica	<b>100</b>	100	-	-	-	-	<b>100</b>	100	-	-	-	-	-	-	-	-	-	-
9	Voelkl	<b>40</b>	-	40	-	-	-	<b>40</b>	-	40	-	-	-	-	-	-	-	-	-

