



AUDI FIS SKI WORLD CUP 2017/18

Lake Louise (CAN)



2nd LADIES' DOWNHILL

ALPHABETICAL LIST OF COMPETITORS

Number of Competitors: 51, Number of NSA: 15


NSA	FIS Code	Name	FIS Points (16th of November 2017 - List 6)							
			DH	SL	GS	SG	AC			
AUS (1)	45331	SMALL Greta	38.77 (127)	23.42 (187)	19.73 (175)	31.72 (155)	42.69 (103)			
AUT (10)	56258	AGER Christina	15.92 (40)	34.22 (324)	24.09 (239)	18.89 (69)	19.11 (38)			
	56336	DENGSCHERZ Dajana	19.02 (52)	88.10 (1347)	25.39 (264)	15.49 (50)	44.26 (113)			
	56128	HUETTER Cornelia	4.23 (8)	712.89 (2921)	51.28 (786)	3.19 (7)	28.96 (56)			
	56328	ORTLIEB Nina	24.14 (70)	110.69 (1708)	17.50 (141)	17.24 (60)	44.80 (116)			
	56198	SCHEYER Christine	4.31 (11)	48.92 (577)	25.23 (261)	4.81 (14)	5.47 (19)			
	55970	SCHMIDHOFER Nicole	4.57 (12)	874.31 (2937)	67.26 (1099)	2.24 (4)	418.41 (997)			
	56087	SIEBENHOFER Ramona	5.07 (18)	55.80 (732)	22.64 (217)	28.40 (136)	5.37 (17)			
	56088	TIPPLER Tamara	5.41 (24)	361.94 (2820)	77.28 (1304)	19.26 (72)	156.87 (585)			
	55947	VEITH Anna	4.57 (12)	30.78 (276)	6.00 (31)	5.43 (23)	4.21 (9)			
56177	VENIER Stephanie	4.30 (10)	83.24 (1266)	79.19 (1336)	2.87 (6)	37.47 (87)				
CAN (4)	107697	FLECKENSTEIN Stefanie	43.28 (142)	26.92 (223)	19.25 (166)	23.93 (96)	49.24 (131)			
	107613	GRENIER Valerie	23.71 (69)	31.44 (284)	14.66 (104)	27.50 (128)	5.99 (29)			
	107583	REMME Roni	48.94 (161)	17.66 (118)	14.15 (93)	21.35 (83)	106.87 (397)			
	107532	TOMMY Mikaela	57.32 (187)	20.25 (152)	8.00 (44)	18.20 (66)	42.32 (101)			
CZE (1)	155763	LEDECKA Ester	23.08 (63)	26.07 (208)	19.67 (173)	25.67 (109)	29.33 (58)			
FRA (4)	197641	GAUCHE Laura	35.91 (111)	73.00 (1057)	25.85 (275)	15.84 (53)	43.03 (104)			
	197383	GAUTHIER Tiffany	19.47 (53)	82.61 (1256)	18.92 (162)	5.77 (27)	69.66 (212)			
	197497	MIRADOLI Romane	18.42 (48)	42.81 (462)	15.09 (111)	8.50 (35)	22.77 (43)			
	197295	PIOT Jennifer	23.09 (65)	314.15 (2758)	36.07 (458)	25.20 (103)	47.19 (123)			
GER (4)	206652	PFISTER Meike	21.59 (59)	71.15 (1017)	25.32 (262)	20.50 (76)	33.48 (70)			
	205218	REBENBURG Viktoria	4.22 (7)	381.78 (2829)	3.65 (5)	3.99 (10)	120.06 (455)			
	206668	WEIDLE Kira	25.22 (72)	146.42 (2130)	30.92 (366)	31.50 (154)	45.95 (118)			
	206460	WENIG Michaela	17.38 (43)	81.90 (1246)	31.55 (380)	16.30 (57)	33.68 (71)			
HUN (1)	245066	MIKLOS Edit	4.88 (15)	262.64 (2660)	97.27 (1639)	29.98 (141)	125.66 (480)			
ITA (6)	299466	DELAGO Nicol	19.65 (54)	98.54 (1530)	47.41 (704)	31.09 (151)	40.72 (95)			
	296472	FANCHINI Elena	5.17 (20)	999.00 (2943)	135.35 (2060)	33.43 (167)	69.51 (211)			
	296729	FANCHINI Nadia	4.57 (12)	132.66 (1994)	11.32 (65)	5.11 (19)	649.00 (1084)			
	298323	GOGGIA Sofia	1.75 (2)	62.87 (869)	3.07 (3)	3.19 (7)	4.23 (11)			



2nd LADIES' DOWNHILL
ALPHABETICAL LIST OF COMPETITORS

Number of Competitors: 51, Number of NSA: 15

NSA	FIS Code	Name	FIS Points (16th of November 2017 - List 6)									
			DH	SL	GS	SG	AC					
ITA (6)	296427	SCHNARF Johanna	4.23	(8)	89.01	(1364)	68.12	(1118)	5.41	(22)	26.42	(50)
	296431	STUFFER Verena	5.57	(26)	999.00	(2943)	226.40	(2554)	25.52	(106)	140.79	(529)
LIE (1)	355050	WEIRATHER Tina	3.88	(5)	327.45	(2783)	5.31	(16)	0.00	(1)	44.15	(110)
MON (1)	375018	COLETTI Alexandra	27.98	(87)	999.00	(2943)	122.21	(1927)	17.53	(64)	57.71	(161)
NOR (2)	426257	LIE Kajsa Vickhoff	29.42	(91)	16.99	(109)	25.60	(269)	14.09	(45)	35.73	(78)
	425929	MOWINCKEL Ragnhild	5.99	(30)	54.17	(693)	4.85	(12)	4.95	(17)	4.21	(9)
NZL (1)	415213	WILLINGER Georgia	50.27	(164)	45.61	(510)	39.98	(560)	55.41	(342)	-	
SLO (1)	565320	FERK Marusa	23.26	(67)	5.99	(30)	13.01	(86)	21.02	(78)	4.05	(8)
SUI (7)	515997	FEIERABEND Denise	18.68	(51)	5.58	(23)	39.69	(552)	39.65	(227)	4.39	(12)
	516248	FLURY Jasmine	5.32	(23)	200.63	(2471)	24.37	(245)	5.64	(25)	73.22	(234)
	516284	GISIN Michelle	5.61	(27)	5.30	(16)	19.64	(172)	27.24	(125)	1.86	(4)
	516138	GUT Lara	3.15	(3)	47.00	(540)	3.85	(8)	1.98	(3)	6.00	(32)
	516185	HAEHLEN Joana	22.69	(62)	161.33	(2252)	38.03	(510)	5.43	(23)	46.60	(121)
	516219	NUFER Priska	22.23	(60)	101.64	(1576)	30.22	(355)	20.70	(77)	29.24	(57)
	516319	SUTER Corinne	5.22	(21)	213.78	(2532)	23.59	(228)	4.72	(13)	30.55	(63)
USA (7)	537582	COOK Stacey	5.08	(19)	435.78	(2853)	46.64	(691)	7.86	(33)	46.01	(119)
	6535455	JOHNSON Breezy	5.25	(22)	80.82	(1223)	55.35	(872)	24.84	(100)	124.89	(474)
	538685	MCKENNIS Alice	17.96	(44)	767.61	(2927)	106.50	(1756)	14.58	(48)	96.55	(356)
	6535600	MERRYWEATHER Alice	20.74	(58)	38.46	(398)	22.16	(210)	18.17	(65)	58.12	(166)
	6535237	SHIFFRIN Mikaela	22.53	(61)	0.00	(1)	1.08	(2)	5.70	(26)	4.03	(7)
	537544	VONN Lindsey	3.34	(4)	56.15	(739)	9.84	(56)	4.91	(15)	5.45	(18)
	539536	WILES Jacqueline	5.01	(17)	58.80	(786)	87.74	(1496)	13.73	(44)	49.57	(132)





AUDI FIS SKI WORLD CUP 2017/18

Lake Louise (CAN)



2nd LADIES' DOWNHILL DRAW LIST BY POINTS

SAT 2 DEC 2017

 Number of Competitors: 51, Number of NSA: 15 Ranked 120 in the FIS List: **JAY MARCHAND. M.** FIS Pts: 37.29

No.	FIS Code	Name	NSA	WCSL-DH	WCSL-O	FIS-DH
1	298323	GOGGIA Sofia	ITA	493 (2)	1239 (3)	1.75 (1)
2	516138	GUT Lara	SUI	349 (3)	1007 (4)	3.15 (2)
3	355050	WEIRATHER Tina	LIE	331 (4)	988 (5)	3.88 (4)
4	56128	HUETTER Cornelia	AUT	317 (5)	596 (11)	4.23 (7)
5	537544	VONN Lindsey	USA	302 (6)	478 (16)	3.34 (3)
6	205218	REBENSBURG Viktoria	GER	254 (7)	879 (8)	4.22 (5)
7	56198	SCHEYER Christine	AUT	232 (8)	415 (21)	4.31 (9)
8	296427	SCHNARF Johanna	ITA	230 (9)	338 (32)	4.23 (6)
9	56177	VENIER Stephanie	AUT	227 (10)	540 (12)	4.30 (8)
10	55947	VEITH Anna	AUT	195 (12)	384 (27)	4.57 (11)
11	55970	SCHMIDHOFER Nicole	AUT	194 (13)	534 (13)	4.57 (12)
12	539536	WILES Jacqueline	USA	188 (14)	225 (42)	5.01 (14)
13	296729	FANCHINI Nadia	ITA	185 (15)	338 (32)	4.57 (10)
14	296472	FANCHINI Elena	ITA	178 (16)	186 (48)	5.17 (17)
15	537582	COOK Stacey	USA	160 (17)	170 (53)	5.08 (16)
16	+500 6535237	SHIFFRIN Mikaela	USA	89 (28)	1780 (1)	22.53 (36)
17	56087	SIEBENHOFER Ramona	AUT	157 (18)	244 (41)	5.07 (15)
18	245066	MIKLOS Edit	HUN	156 (19)	179 (49)	4.88 (13)
19	6535455	JOHNSON Breezy	USA	146 (21)	173 (51)	5.25 (19)
20	516319	SUTER Corinne	SUI	138 (22)	296 (37)	5.22 (18)
21	516248	FLURY Jasmine	SUI	128 (23)	202 (47)	5.32 (20)
22	516284	GISIN Michelle	SUI	118 (24)	471 (17)	5.61 (23)
23	56088	TIPPLER Tamara	AUT	107 (25)	119 (65)	5.41 (21)
24	296431	STUFFER Verena	ITA	102 (26)	116 (66)	5.57 (22)
25	425929	MOWINCKEL Ragnhild	NOR	55 (31)	486 (15)	5.99 (24)
26	155763	LEDECKA Ester	CZE	53 (32)	77 (82)	23.08 (38)
27	538685	MCKENNIS Alice	USA	43 (35)	54 (86)	17.96 (27)
28	299466	DELAGO Nicol	ITA	39 (36)	57 (85)	19.65 (32)
29	516219	NUFER Priska	SUI	38 (37)	106 (72)	22.23 (35)
30	516185	HAEHLEN Joana	SUI	27 (40)	132 (63)	22.69 (37)
31	56258	AGER Christina	AUT	3 (52)	3 (138)	15.92 (25)
32	206460	WENIG Michaela	GER	25 (42)	25 (104)	17.38 (26)
33	197497	MIRADOLI Romane	FRA	6 (48)	58 (84)	18.42 (28)
34	515997	FEIERABEND Denise	SUI	18 (43)	254 (38)	18.68 (29)
35	56336	DENGSCHERZ Dajana	AUT	-	-	19.02 (30)
36	197383	GAUTHIER Tiffany	FRA	15 (46)	79 (81)	19.47 (31)
37	6535600	MERRYWEATHER Alice	USA	-	-	20.74 (33)

02-12-2017 / Lake Louise (CAN) / 5012

Page 1/2

Data Processing by LONGINES

www.fis-ski.com

LONGINES Timing

Generation Date: FRI 1 DEC 2017

Time: 17:00

Document: 45A 1.0



Number of Competitors: 51, Number of NSA: 15 Ranked 120 in the FIS List: JAY MARCHAND. M. FIS Pts: 37.29

No.	FIS Code	Name	NSA	WCSL-DH	WCSL-O	FIS-DH
38	206652	PFISTER Meike	GER	-	-	21.59 (34)
39	197295	PIOT Jennifer	FRA	6 (48)	6 (124)	23.09 (39)
40	565320	FERK Marusa	SLO	4 (51)	160 (56)	23.26 (40)
41	107613	GRENIER Valerie	CAN	18 (43)	89 (77)	23.71 (41)
42	56328	ORTLIEB Nina	AUT	-	-	24.14 (42)
43	206668	WEIDLE Kira	GER	12 (47)	26 (102)	25.22 (43)
44	375018	COLETTI Alexandra	MON	6 (48)	6 (124)	27.98 (44)
45	426257	LIE Kajsa Vickhoff	NOR	-	-	29.42 (45)
46	197641	GAUCHE Laura	FRA	3 (52)	22 (108)	35.91 (46)
47	45331	SMALL Greta	AUS	-	-	> 38.77 (47)
48	107697	FLECKENSTEIN Stefanie	CAN	-	-	> 43.28 (48)
49	107583	REMME Roni	CAN	-	-	> 48.94 (49)
50	415213	WILLINGER Georgia	NZL	-	-	> 50.27 (50)
51	107532	TOMMY Mikaela	CAN	-	3 (138)	> 57.32 (51)

LEGEND

+500 More than 500 points on WCSL-O after 15th place or after 30th place
WCSL-DH World Cup Start List points for Downhill
FIS-DH FIS points for Downhill

WCSL-O No. Overall WCSL points Control Number

02-12-2017 / Lake Louise (CAN) / 5012

Page 2/2

Data Processing by LONGINES

www.fis-ski.com

LONGINES Timing

Generation Date: FRI 1 DEC 2017

Time: 17:00

Document: 45A 1.0





AUDI FIS SKI WORLD CUP 2017/18

Lake Louise (CAN)



2nd LADIES' DOWNHILL START LIST

SAT 2 DEC 2017
Start Time: 12:30

Jury			Technical Data	
TD FIS	Jenna GINSBERG	USA	Course Name	Men's Olympic / East Summit
Referee	Atle SKAARDAL	FIS	Start Altitude	2476 m
Assistant Referee	Jean-Philippe VULLIET	FIS	Finish Altitude	1680 m
Chief of Race	Jim BREWINGTON	CAN	Vertical Drop	796 m
			Course Length	3070 m
			Homologation Number	12177/11/16

Race Information

Course Setter	Jean-Philippe VULLIET	FIS		
Number of Gates	42			
Start Time	12:30			
Forerunners	A - Sam WALL	CAN	D - Carson COOK	CAN
	B - Andrew WILSON	CAN	E - Jake MEALEY	CAN
	C - Will KING	CAN	F - Adrien GRABINSKI	CAN

Number of Competitors: 51, Number of NSA: 15

Bib	FIS Code	Name	Year of Birth	NSA	Time	Ski
1	55947	VEITH Anna	1989	AUT		Head
2	296472	FANCHINI Elena	1985	ITA		Dynastar
3	56177	VENIER Stephanie	1993	AUT		Atomic
4	55970	SCHMIDHOFER Nicole	1989	AUT		Fischer
5	296427	SCHNARF Johanna	1984	ITA		Fischer
6	296729	FANCHINI Nadia	1986	ITA		Dynastar
7	205218	REBENSBURG Viktoria	1989	GER		Stoekli
8	6535237	SHIFFRIN Mikaela	1995	USA		Atomic
9	516138	GUT Lara	1991	SUI		Head
10	56087	SIEBENHOFER Ramona	1991	AUT		Fischer
11	56198	SCHEYER Christine	1994	AUT		Head
12	539536	WILES Jacqueline	1992	USA		Rossignol
13	537544	VONN Lindsey	1984	USA		Head
14	6535455	JOHNSON Breezy	1996	USA		Atomic
15	355050	WEIRATHER Tina	1989	LIE		Head
16	516319	SUTER Corinne	1994	SUI		Head
17	298323	GOGGIA Sofia	1992	ITA		Atomic
18	245066	MIKLOS Edit	1988	HUN		Head
19	56128	HUETTER Cornelia	1992	AUT		Head
20	537582	COOK Stacey	1984	USA		Stoekli
21	425929	MOWINCKEL Ragnhild	1992	NOR		Head
22	296431	STUFFER Verena	1984	ITA		Fischer
23	516185	HAEHLEN Joana	1992	SUI		Voelkl



Number of Competitors: 51, Number of NSA: 15

Bib	FIS Code	Name	Year of Birth	NSA	Time	Ski
24	155763	LEDECKA Ester	1995	CZE		Atomic
25	299466	DELAGO Nicol	1996	ITA		Atomic
26	56088	TIPPLER Tamara	1991	AUT		Voelkl
27	516284	GISIN Michelle	1993	SUI		Rossignol
28	538685	MCKENNIS Alice	1989	USA		Head
29	516219	NUFER Priska	1992	SUI		Dynastar
30	516248	FLURY Jasmine	1993	SUI		Stoeckli
31	56258	AGER Christina	1995	AUT		Atomic
32	206460	WENIG Michaela	1992	GER		Voelkl
33	197497	MIRADOLI Romane	1994	FRA		Dynastar
34	515997	FEIERABEND Denise	1989	SUI		Head
35	56336	DENGSCHERZ Dajana	1996	AUT		Head
36	197383	GAUTHIER Tiffany	1993	FRA		Rossignol
37	6535600	MERRYWEATHER Alice	1996	USA		Rossignol
38	206652	PFISTER Meike	1996	GER		Rossignol
39	197295	PIOT Jennifer	1992	FRA		Rossignol
40	565320	FERK Marusa	1988	SLO		Stoeckli
41	107613	GRENIER Valerie	1996	CAN		Rossignol
42	56328	ORTLIEB Nina	1996	AUT		Head
43	206668	WEIDLE Kira	1996	GER		Rossignol
44	375018	COLETTI Alexandra	1983	MON		Head
45	426257	LIE Kajsa Vickhoff	1998	NOR		Rossignol
46	197641	GAUCHE Laura	1995	FRA		Salomon
47	45331	SMALL Greta	1995	AUS		Atomic
48	107697	FLECKENSTEIN Stefanie	1997	CAN		Rossignol
49	107583	REMME Roni	1996	CAN		Head
50	415213	WILLINGER Georgia	1997	NZL		
51	107532	TOMMY Mikaela	1995	CAN		Dynastar





AUDI FIS SKI WORLD CUP 2017/18

Lake Louise (CAN)



2nd LADIES' DOWNHILL OFFICIAL RESULTS

SAT 2 DEC 2017
Start Time: 13:45

Jury			Technical Data	
TD FIS	Jenna GINSBERG	USA	Course Name	Men's Olympic / East Summit
Referee	Atle SKAARDAL	FIS	Start Altitude	2332 m
Assistant Referee	Jean-Philippe VULLIET	FIS	Finish Altitude	1680 m
Chief of Race	Jim BREWINGTON	CAN	Vertical Drop	652 m
			Course Length	2439 m
			Homologation Number	12177/11/16

Race Information

Course Setter	Jean-Philippe VULLIET	FIS		
Number of Gates	34			
Start Time	13:45			
Forerunners	A - Sam WALL	CAN	D - Carson COOK	CAN
	B - Andrew WILSON	CAN	E - Jake MEALEY	CAN
	C - Will KING	CAN	F - Adrien GRABINSKI	CAN

Number of Competitors: 51, Number of NSA: 15

F-factor: 1250

Rank	Bib	FIS Code	Name	Year of Birth	NSA	Time	Diff.	Dist. (m)	Race Points	Ski
1	8	6535237	SHIFFRIN Mikaela	1995	USA	1:27.55			0.00	Atomic
2	7	205218	REBENSBURG Viktoria	1989	GER	1:27.68	0.13	3.62	1.86	Stoeckli
3	27	516284	GISIN Michelle	1993	SUI	1:27.72	0.17	4.73	2.43	Rossignol
4	19	56128	HUETTER Cornelia	1992	AUT	1:27.74	0.19	5.28	2.71	Head
5	15	355050	WEIRATHER Tina	1989	LIE	1:27.86	0.31	8.61	4.43	Head
6	20	537582	COOK Stacey	1984	USA	1:28.16	0.61	16.88	8.71	Stoeckli
7	24	155763	LEDECKA Ester	1995	CZE	1:28.17	0.62	17.15	8.85	Atomic
8	43	206668	WEIDLE Kira	1996	GER	1:28.18	0.63	17.43	8.99	Rossignol
9	17	298323	GOGGIA Sofia	1992	ITA	1:28.24	0.69	19.07	9.85	Atomic
10	21	425929	MOWINCKEL Ragnhild	1992	NOR	1:28.27	0.72	19.89	10.28	Head
11	23	516185	HAEHLEN Joana	1992	SUI	1:28.43	0.88	24.27	12.56	Voelkl
12	22	296431	STUFFER Verena	1984	ITA	1:28.48	0.93	25.64	13.28	Fischer
12	13	537544	VONN Lindsey	1984	USA	1:28.48	0.93	25.64	13.28	Head
14	18	245066	MIKLOS Edit	1988	HUN	1:28.57	1.02	28.09	14.56	Head
15	9	516138	GUT Lara	1991	SUI	1:28.65	1.10	30.26	15.71	Head
15	1	55947	VEITH Anna	1989	AUT	1:28.65	1.10	30.26	15.71	Head
17	32	206460	WENIG Michaela	1992	GER	1:28.76	1.21	33.25	17.28	Voelkl
18	4	55970	SCHMIDHOFER Nicole	1989	AUT	1:28.78	1.23	33.79	17.56	Fischer
19	36	197383	GAUTHIER Tiffany	1993	FRA	1:28.87	1.32	36.23	18.85	Rossignol
20	2	296472	FANCHINI Elena	1985	ITA	1:28.95	1.40	38.39	19.99	Dynastar
21	11	56198	SCHEYER Christine	1994	AUT	1:28.96	1.41	38.66	20.13	Head

#892 _____



Number of Competitors: 51, Number of NSA: 15


F-factor: 1250

Rank	Bib	FIS Code	Name	Year of Birth	NSA	Time	Diff.	Dist. (m)	Race Points	Ski
22	6	296729	FANCHINI Nadia	1986	ITA	1:28.97	1.42	38.93	20.27	Dynastar
23	12	539536	WILES Jacqueline	1992	USA	1:29.00	1.45	39.74	20.70	Rossignol
24	30	516248	FLURY Jasmine	1993	SUI	1:29.02	1.47	40.28	20.99	Stoeckli
25	16	516319	SUTER Corinne	1994	SUI	1:29.04	1.49	40.81	21.27	Head
25	3	56177	VENIER Stephanie	1993	AUT	1:29.04	1.49	40.81	21.27	Atomic
27	5	296427	SCHNARF Johanna	1984	ITA	1:29.05	1.50	41.08	21.42	Fischer
28	42	56328	ORTLIEB Nina	1996	AUT	1:29.10	1.55	42.43	22.13	Head
29	25	299466	DELAGO Nicol	1996	ITA	1:29.15	1.60	43.77	22.84	Atomic
30	45	426257	LIE Kaja Vickhoff	1998	NOR	1:29.25	1.70	46.46	24.27	Rossignol
30	35	56336	DENGSCHERZ Dajana	1996	AUT	1:29.25	1.70	46.46	24.27	Head
32	10	56087	SIEBHOFER Ramona	1991	AUT	1:29.37	1.82	49.67	25.99	Fischer
33	46	197641	GAUCHE Laura	1995	FRA	1:29.43	1.88	51.27	26.84	Salomon
34	34	515997	FEIERABEND Denise	1989	SUI	1:29.51	1.96	53.41	27.98	Head
35	28	538685	MCKENNIS Alice	1989	USA	1:29.57	2.02	55.00	28.84	Head
36	26	56088	TIPPLER Tamara	1991	AUT	1:29.68	2.13	57.93	30.41	Voelkl
37	39	197295	PIOT Jennifer	1992	FRA	1:29.75	2.20	59.79	31.41	Rossignol
37	37	6535600	MERRYWEATHER Alice	1996	USA	1:29.75	2.20	59.79	31.41	Rossignol
39	31	56258	AGER Christina	1995	AUT	1:29.81	2.26	61.38	32.27	Atomic
40	33	197497	MIRADOLI Romane	1994	FRA	1:29.87	2.32	62.96	33.12	Dynastar
41	29	516219	NUFER Priska	1992	SUI	1:30.10	2.55	69.03	36.41	Dynastar
42	49	107583	REMME Roni	1996	CAN	1:30.41	2.86	77.15	40.83	Head
43	47	45331	SMALL Greta	1995	AUS	1:30.56	3.01	81.07	42.98	Atomic
44	44	375018	COLETTI Alexandra	1983	MON	1:30.69	3.14	84.45	44.83	Head
45	40	565320	FERK Marusa	1988	SLO	1:30.70	3.15	84.71	44.97	Stoeckli
46	48	107697	FLECKENSTEIN Stefanie	1997	CAN	1:30.80	3.25	87.30	46.40	Rossignol
47	51	107532	TOMMY Mikaela	1995	CAN	1:31.78	4.23	112.41	60.39	Dynastar
48	50	415213	WILLINGER Georgia	1997	NZL	1:32.07	4.52	119.74	64.53	

DID NOT FINISH: 3 competitors

14	6535455	JOHNSON Breezy	1996	USA						Atomic
38	206652	PFISTER Meike	1996	GER						Rossignol
41	107613	GRENIER Valerie	1996	CAN						Rossignol

Technical Delegate:
Jenna GINSBERG (USA) #892





AUDI FIS SKI WORLD CUP 2017/18

Lake Louise (CAN)



2nd LADIES' DOWNHILL PENALTY CALCULATION

SAT 2 DEC 2017

Best 10 at Finish

Rank	Bib	FIS Code	Name	NSA	FIS Points	Best 5	Race Points
1	8	6535237	SHIFFRIN Mikaela	USA	22.53		
2	7	205218	REBENBURG Viktoria	GER	4.22	4.22	1.86
3	27	516284	GISIN Michelle	SUI	5.61		
4	19	56128	HUETTER Cornelia	AUT	4.23	4.23	2.71
5	15	355050	WEIRATHER Tina	LIE	3.88	3.88	4.43
6	20	537582	COOK Stacey	USA	5.08	5.08	8.71
7	24	155763	LEDECKA Ester	CZE	23.08		
8	43	206668	WEIDLE Kira	GER	25.22		
9	17	298323	GOGGIA Sofia	ITA	1.75	1.75	9.85
10	21	425929	MOWINCKEL Ragnhild	NOR	5.99		

Best 5 FIS Points at Start

Rank	Bib	FIS Code	Name	NSA	FIS Points
9	17	298323	GOGGIA Sofia	ITA	1.75
15	9	516138	GUT Lara	SUI	3.15
12	13	537544	VONN Lindsey	USA	3.34
5	15	355050	WEIRATHER Tina	LIE	3.88
2	7	205218	REBENBURG Viktoria	GER	4.22

TOTALS:			
FIS Points of Best 5 at Start (B)	16.34		
FIS Points of Best at Finish in Top 10 (A)		19.16	
Race Points of Corresponding Competitors (C)			27.56
Calculated Penalty (A+B-C) : 10 =>	0.794		
Rounded	0.79		
Category Adder	0.00		
Correction Value (Z)	0.00		
Calculated Penalty	0.79		
Penalty Applied	0.00		

Technical Delegate:
Jenna GINSBERG (USA) #892



Number of Competitors: 48

Rank	Bib	Name Ski	NSA	Positions			Partials			Difference		Speed	
				Pos.	Time	Rank	Pos.	Time	Rank	Time	Dist(m)	Pos.	km/h
9	17	GOGGIA Sofia Atomic	ITA	Int1: 10.50 (25) Int2: 31.74 (9) Int3: 57.41 (13) Int4: 1:14.87 (12) Fin: 1:28.24 (9)	I1-I2: 21.24 (10) I2-I3: 25.67 (12) I3-I4: 17.46 (16) I4-Fin: 13.37 (4)	0.18 0.53 0.80 0.95 0.69	19.07	Avg.: 99.51	Sp1: 119.47 (19) Sp2: 127.00 (26) Sp3: 104.63 (19)				
10	21	MOWINCKEL Ragnhild Head	NOR	Int1: 10.48 (19) Int2: 31.21 (1) Int3: 56.97 (2) Int4: 1:14.56 (6) Fin: 1:28.27 (10)	I1-I2: 20.73 (1) I2-I3: 25.76 (21) I3-I4: 17.59 (29) I4-Fin: 13.71 (30)	0.16 0.00 0.36 0.64 0.72	19.89	Avg.: 99.47	Sp1: 119.68 (16) Sp2: 125.41 (40) Sp3: 102.22 (43)				
11	23	HAEHLEN Joana Voelkl	SUI	Int1: 10.40 (5) Int2: 31.36 (3) Int3: 56.99 (3) Int4: 1:14.74 (7) Fin: 1:28.43 (11)	I1-I2: 20.96 (2) I2-I3: 25.63 (9) I3-I4: 17.75 (44) I4-Fin: 13.69 (27)	0.08 0.15 0.38 0.82 0.88	24.27	Avg.: 99.29	Sp1: 121.73 (1) Sp2: 128.98 (9) Sp3: 102.19 (44)				
12	22	STUFFER Verena Fischer	ITA	Int1: 10.44 (12) Int2: 31.54 (6) Int3: 57.37 (12) Int4: 1:14.92 (15) Fin: 1:28.48 (12)	I1-I2: 21.10 (6) I2-I3: 25.83 (25) I3-I4: 17.55 (25) I4-Fin: 13.56 (13)	0.12 0.33 0.76 1.00 0.93	25.64	Avg.: 99.24	Sp1: 121.26 (2) Sp2: 127.52 (20) Sp3: 103.61 (31)				
12	13	VONN Lindsey Head	USA	Int1: 10.50 (25) Int2: 31.85 (14) Int3: 57.49 (15) Int4: 1:14.90 (14) Fin: 1:28.48 (12)	I1-I2: 21.35 (15) I2-I3: 25.64 (10) I3-I4: 17.41 (12) I4-Fin: 13.58 (14)	0.18 0.64 0.88 0.98 0.93	25.64	Avg.: 99.24	Sp1: 120.79 (3) Sp2: 126.63 (34) Sp3: 105.59 (10)				
14	18	MIKLOS Edit Head	HUN	Int1: 10.41 (6) Int2: 31.88 (20) Int3: 57.77 (22) Int4: 1:15.13 (17) Fin: 1:28.57 (14)	I1-I2: 21.47 (23) I2-I3: 25.89 (28) I3-I4: 17.36 (8) I4-Fin: 13.44 (7)	0.09 0.67 1.16 1.21 1.02	28.09	Avg.: 99.14	Sp1: 120.71 (5) Sp2: 126.31 (36) Sp3: 104.49 (22)				
15	9	GUT Lara Head	SUI	Int1: 10.46 (15) Int2: 31.55 (7) Int3: 57.33 (10) Int4: 1:14.87 (12) Fin: 1:28.65 (15)	I1-I2: 21.09 (5) I2-I3: 25.78 (22) I3-I4: 17.54 (20) I4-Fin: 13.78 (35)	0.14 0.34 0.72 0.95 1.10	30.26	Avg.: 99.05	Sp1: 119.15 (24) Sp2: 127.13 (24) Sp3: 102.97 (37)				
15	1	VEITH Anna Head	AUT	Int1: 10.46 (15) Int2: 31.86 (15) Int3: 57.31 (9) Int4: 1:14.75 (8) Fin: 1:28.65 (15)	I1-I2: 21.40 (17) I2-I3: 25.45 (5) I3-I4: 17.44 (13) I4-Fin: 13.90 (44)	0.14 0.65 0.70 0.83 1.10	30.26	Avg.: 99.05	Sp1: 119.80 (12) Sp2: 128.05 (17) Sp3: 105.43 (11)				
17	32	WENIG Michaela Voelkl	GER	Int1: 10.45 (13) Int2: 31.87 (17) Int3: 57.84 (25) Int4: 1:15.22 (20) Fin: 1:28.76 (17)	I1-I2: 21.42 (18) I2-I3: 25.97 (32) I3-I4: 17.38 (9) I4-Fin: 13.54 (12)	0.13 0.66 1.23 1.30 1.21	33.25	Avg.: 98.92	Sp1: 119.82 (11) Sp2: 127.39 (21) Sp3: 105.11 (13)				
18	4	SCHMIDHOFER Nicole Fischer	AUT	Int1: 10.42 (7) Int2: 32.03 (27) Int3: 57.36 (11) Int4: 1:14.98 (16) Fin: 1:28.78 (18)	I1-I2: 21.61 (31) I2-I3: 25.33 (4) I3-I4: 17.62 (31) I4-Fin: 13.80 (37)	0.10 0.82 0.75 1.06 1.23	33.79	Avg.: 98.90	Sp1: 119.66 (18) Sp2: 128.52 (10) Sp3: 103.35 (34)				
19	36	GAUTHIER Tiffany Rossignol	FRA	Int1: 10.54 (32) Int2: 32.12 (32) Int3: 57.86 (26) Int4: 1:15.25 (21) Fin: 1:28.87 (19)	I1-I2: 21.58 (28) I2-I3: 25.74 (19) I3-I4: 17.39 (10) I4-Fin: 13.62 (19)	0.22 0.91 1.25 1.33 1.32	36.23	Avg.: 98.80	Sp1: 118.85 (29) Sp2: 126.73 (32) Sp3: 103.86 (29)				


Number of Competitors: 48

Rank	Bib	Name Ski	NSA	Positions			Partials			Difference		Speed	
				Pos.	Time	Rank	Pos.	Time	Rank	Time	Dist(m)	Pos.	km/h
20	2	FANCHINI Elena Dynastar	ITA	Int1: 10.60 (40) Int2: 32.08 (31) Int3: 57.81 (24) Int4: 1:15.35 (24) Fin: 1:28.95 (20)	I1-I2: 21.48 (24) I2-I3: 25.73 (15) I3-I4: 17.54 (20) I4-Fin: 13.60 (16)	0.28 0.87 1.20 1.43 1.40	38.39	Sp1: 117.43 (47) Sp2: 128.16 (16) Sp3: 104.92 (17) Avg.: 98.71					
21	11	SCHEYER Christine Head	AUT	Int1: 10.34 (2) Int2: 31.82 (13) Int3: 57.70 (20) Int4: 1:15.16 (18) Fin: 1:28.96 (21)	I1-I2: 21.48 (24) I2-I3: 25.88 (27) I3-I4: 17.46 (16) I4-Fin: 13.80 (37)	0.02 0.61 1.09 1.24 1.41	38.66	Sp1: 118.73 (31) Sp2: 128.35 (12) Sp3: 104.51 (21) Avg.: 98.70					
22	6	FANCHINI Nadia Dynastar	ITA	Int1: 10.61 (41) Int2: 31.89 (21) Int3: 57.62 (18) Int4: 1:15.20 (19) Fin: 1:28.97 (22)	I1-I2: 21.28 (12) I2-I3: 25.73 (15) I3-I4: 17.58 (27) I4-Fin: 13.77 (34)	0.29 0.68 1.01 1.28 1.42	38.93	Sp1: 117.92 (43) Sp2: 126.78 (31) Sp3: 103.87 (27) Avg.: 98.69					
23	12	WILES Jacqueline Rossignol	USA	Int1: 10.54 (32) Int2: 31.86 (15) Int3: 57.67 (19) Int4: 1:15.36 (25) Fin: 1:29.00 (23)	I1-I2: 21.32 (14) I2-I3: 25.81 (23) I3-I4: 17.69 (36) I4-Fin: 13.64 (22)	0.22 0.65 1.06 1.44 1.45	39.74	Sp1: 119.45 (20) Sp2: 127.08 (25) Sp3: 105.70 (8) Avg.: 98.66					
24	30	FLURY Jasmine Stoekli	SUI	Int1: 10.49 (22) Int2: 32.16 (35) Int3: 57.91 (28) Int4: 1:15.49 (30) Fin: 1:29.02 (24)	I1-I2: 21.67 (35) I2-I3: 25.75 (20) I3-I4: 17.58 (27) I4-Fin: 13.53 (11)	0.17 0.95 1.30 1.57 1.47	40.28	Sp1: 118.18 (40) Sp2: 127.19 (23) Sp3: 103.55 (32) Avg.: 98.63					
25	16	SUTER Corinne Head	SUI	Int1: 10.51 (28) Int2: 31.97 (23) Int3: 57.86 (26) Int4: 1:15.40 (26) Fin: 1:29.04 (25)	I1-I2: 21.46 (22) I2-I3: 25.89 (28) I3-I4: 17.54 (20) I4-Fin: 13.64 (22)	0.19 0.76 1.25 1.48 1.49	40.81	Sp1: 119.67 (17) Sp2: 127.94 (19) Sp3: 104.17 (26) Avg.: 98.61					
25	3	VENIER Stephanie Atomic	AUT	Int1: 10.59 (39) Int2: 32.04 (28) Int3: 57.75 (21) Int4: 1:15.44 (28) Fin: 1:29.04 (25)	I1-I2: 21.45 (21) I2-I3: 25.71 (14) I3-I4: 17.69 (36) I4-Fin: 13.60 (16)	0.27 0.83 1.14 1.52 1.49	40.81	Sp1: 120.73 (4) Sp2: 129.05 (8) Sp3: 104.54 (20) Avg.: 98.61					
27	5	SCHNARF Johanna Fischer	ITA	Int1: 10.48 (19) Int2: 31.87 (17) Int3: 57.60 (17) Int4: 1:15.33 (22) Fin: 1:29.05 (27)	I1-I2: 21.39 (16) I2-I3: 25.73 (15) I3-I4: 17.73 (40) I4-Fin: 13.72 (31)	0.16 0.66 0.99 1.41 1.50	41.08	Sp1: 117.46 (46) Sp2: 127.27 (22) Sp3: 101.84 (46) Avg.: 98.60					
28	42	ORTLIEB Nina Head	AUT	Int1: 10.43 (9) Int2: 32.07 (30) Int3: 58.00 (31) Int4: 1:15.47 (29) Fin: 1:29.10 (28)	I1-I2: 21.64 (33) I2-I3: 25.93 (30) I3-I4: 17.47 (18) I4-Fin: 13.63 (20)	0.11 0.86 1.39 1.55 1.55	42.43	Sp1: 118.81 (30) Sp2: 126.87 (28) Sp3: 107.19 (1) Avg.: 98.55					
29	25	DELAGO Nicol Atomic	ITA	Int1: 10.50 (25) Int2: 32.00 (25) Int3: 57.98 (30) Int4: 1:15.43 (27) Fin: 1:29.15 (29)	I1-I2: 21.50 (26) I2-I3: 25.98 (33) I3-I4: 17.45 (14) I4-Fin: 13.72 (31)	0.18 0.79 1.37 1.51 1.60	43.77	Sp1: 119.26 (22) Sp2: 128.27 (13) Sp3: 102.78 (38) Avg.: 98.49					
30	45	LIE Kajsa Vickhoff Rossignol	NOR	Int1: 10.47 (17) Int2: 32.15 (34) Int3: 57.97 (29) Int4: 1:15.61 (32) Fin: 1:29.25 (30)	I1-I2: 21.68 (36) I2-I3: 25.82 (24) I3-I4: 17.64 (34) I4-Fin: 13.64 (22)	0.15 0.94 1.36 1.69 1.70	46.46	Sp1: 119.09 (25) Sp2: 125.67 (38) Sp3: 102.64 (40) Avg.: 98.38					



Number of Competitors: 48

Rank	Bib	Name Ski	NSA	Positions			Partials			Difference		Speed	
				Pos.	Time	Rank	Pos.	Time	Rank	Time	Dist(m)	Pos.	km/h
30	35	DENGSCHERZ Dajana Head	AUT	Int1: 10.54 (32) Int2: 32.14 (33) Int3: 58.14 (34) Int4: 1:15.59 (31) Fin: 1:29.25 (30)	I1-I2: 21.60 (30) I2-I3: 26.00 (34) I3-I4: 17.45 (14) I4-Fin: 13.66 (26)	0.22 0.93 1.53 1.67 1.70	46.46	Sp1: 120.37 (7) Sp2: 125.34 (41) Sp3: 105.77 (7) Avg.: 98.38					
32	10	SIEBENHOFER Ramona Fischer	AUT	Int1: 10.49 (22) Int2: 31.77 (12) Int3: 57.78 (23) Int4: 1:15.33 (22) Fin: 1:29.37 (32)	I1-I2: 21.28 (12) I2-I3: 26.01 (35) I3-I4: 17.55 (25) I4-Fin: 14.04 (46)	0.17 0.56 1.17 1.41 1.82	49.67	Sp1: 118.44 (37) Sp2: 122.45 (46) Sp3: 105.01 (15) Avg.: 98.25					
33	46	GAUCHE Laura Salomon	FRA	Int1: 10.64 (45) Int2: 32.42 (38) Int3: 58.10 (32) Int4: 1:15.73 (33) Fin: 1:29.43 (33)	I1-I2: 21.78 (38) I2-I3: 25.68 (13) I3-I4: 17.63 (32) I4-Fin: 13.70 (28)	0.32 1.21 1.49 1.81 1.88	51.27	Sp1: 119.41 (21) Sp2: 128.19 (15) Sp3: 103.11 (36) Avg.: 98.18					
34	34	FEIERABEND Denise Head	SUI	Int1: 10.43 (9) Int2: 31.87 (17) Int3: 58.10 (32) Int4: 1:15.73 (33) Fin: 1:29.51 (34)	I1-I2: 21.44 (20) I2-I3: 26.23 (39) I3-I4: 17.63 (32) I4-Fin: 13.78 (35)	0.11 0.66 1.49 1.81 1.96	53.41	Sp1: 118.99 (26) Sp2: 126.71 (33) Sp3: 102.48 (41) Avg.: 98.09					
35	28	MCKENNIS Alice Head	USA	Int1: 10.51 (28) Int2: 32.60 (42) Int3: 58.82 (42) Int4: 1:16.06 (39) Fin: 1:29.57 (35)	I1-I2: 22.09 (44) I2-I3: 26.22 (38) I3-I4: 17.24 (4) I4-Fin: 13.51 (10)	0.19 1.39 2.21 2.14 2.02	55.00	Sp1: 118.34 (38) Sp2: 129.82 (3) Sp3: 105.85 (6) Avg.: 98.03					
36	26	TIPPLER Tamara Voelkl	AUT	Int1: 10.63 (44) Int2: 32.33 (37) Int3: 58.29 (35) Int4: 1:15.88 (35) Fin: 1:29.68 (36)	I1-I2: 21.70 (37) I2-I3: 25.96 (31) I3-I4: 17.59 (29) I4-Fin: 13.80 (37)	0.31 1.12 1.68 1.96 2.13	57.93	Sp1: 118.88 (28) Sp2: 126.88 (27) Sp3: 102.38 (42) Avg.: 97.91					
37	39	PIOT Jennifer Rossignol	FRA	Int1: 10.65 (46) Int2: 32.62 (43) Int3: 58.35 (36) Int4: 1:16.05 (38) Fin: 1:29.75 (37)	I1-I2: 21.97 (41) I2-I3: 25.73 (15) I3-I4: 17.70 (38) I4-Fin: 13.70 (28)	0.33 1.41 1.74 2.13 2.20	59.79	Sp1: 118.64 (33) Sp2: 125.64 (39) Sp3: 103.36 (33) Avg.: 97.83					
37	37	MERRYWEATHER Alice Rossignol	USA	Int1: 10.45 (13) Int2: 32.00 (25) Int3: 58.42 (38) Int4: 1:16.16 (40) Fin: 1:29.75 (37)	I1-I2: 21.55 (27) I2-I3: 26.42 (43) I3-I4: 17.74 (42) I4-Fin: 13.59 (15)	0.13 0.79 1.81 2.24 2.20	59.79	Sp1: 118.32 (39) Sp2: 120.06 (48) Sp3: 106.36 (4) Avg.: 97.83					
39	31	AGER Christina Atomic	AUT	Int1: 10.43 (9) Int2: 32.05 (29) Int3: 58.48 (39) Int4: 1:15.99 (37) Fin: 1:29.81 (39)	I1-I2: 21.62 (32) I2-I3: 26.43 (44) I3-I4: 17.51 (19) I4-Fin: 13.82 (41)	0.11 0.84 1.87 2.07 2.26	61.38	Sp1: 119.95 (9) Sp2: 124.41 (44) Sp3: 106.41 (3) Avg.: 97.77					
40	33	MIRADOLI Romane Dynastar	FRA	Int1: 10.51 (28) Int2: 31.94 (22) Int3: 58.40 (37) Int4: 1:15.94 (36) Fin: 1:29.87 (40)	I1-I2: 21.43 (19) I2-I3: 26.46 (45) I3-I4: 17.54 (20) I4-Fin: 13.93 (45)	0.19 0.73 1.79 2.02 2.32	62.96	Sp1: 119.79 (13) Sp2: 129.18 (6) Sp3: 105.11 (13) Avg.: 97.70					
41	29	NUFER Priska Dynastar	SUI	Int1: 10.61 (41) Int2: 32.66 (44) Int3: 58.73 (40) Int4: 1:16.45 (41) Fin: 1:30.10 (41)	I1-I2: 22.05 (43) I2-I3: 26.07 (36) I3-I4: 17.72 (39) I4-Fin: 13.65 (25)	0.29 1.45 2.12 2.53 2.55	69.03	Sp1: 117.80 (45) Sp2: 124.49 (43) Sp3: 104.45 (24) Avg.: 97.45					



Number of Competitors: 48

Rank	Bib	Name Ski	NSA	Positions			Partials			Difference		Speed	
				Pos.	Time	Rank	Pos.	Time	Rank	Time	Dist(m)	Pos.	km/h Rank
42	49	REMME Roni Head	CAN	Int1: 10.62 (43) Int2: 32.51 (40) Int3: 58.92 (43) Int4: 1:16.60 (42) Fin: 1:30.41 (42)	I1-I2: 21.89 (39) I2-I3: 26.41 (42) I3-I4: 17.68 (35) I4-Fin: 13.81 (40)	0.30 1.30 2.31 2.68 2.86	77.15	Avg.: 97.12	Sp1: 118.49 (34) Sp2: 125.84 (37) Sp3: 103.83 (30)				
43	47	SMALL Greta Atomic	AUS	Int1: 10.56 (38) Int2: 32.55 (41) Int3: 59.21 (45) Int4: 1:16.95 (45) Fin: 1:30.56 (43)	I1-I2: 21.99 (42) I2-I3: 26.66 (47) I3-I4: 17.74 (42) I4-Fin: 13.61 (18)	0.24 1.34 2.60 3.03 3.01	81.07	Avg.: 96.96	Sp1: 117.88 (44) Sp2: 128.51 (11) Sp3: 101.97 (45)				
44	44	COLETTI Alexandra Head	MON	Int1: 10.54 (32) Int2: 32.43 (39) Int3: 58.78 (41) Int4: 1:16.63 (43) Fin: 1:30.69 (44)	I1-I2: 21.89 (39) I2-I3: 26.35 (41) I3-I4: 17.85 (45) I4-Fin: 14.06 (47)	0.22 1.22 2.17 2.71 3.14	84.45	Avg.: 96.82	Sp1: 118.71 (32) Sp2: 122.98 (45) Sp3: 102.68 (39)				
45	40	FERK Marusa Stoekli	SLO	Int1: 10.48 (19) Int2: 32.73 (46) Int3: 58.92 (43) Int4: 1:16.85 (44) Fin: 1:30.70 (45)	I1-I2: 22.25 (46) I2-I3: 26.19 (37) I3-I4: 17.93 (46) I4-Fin: 13.85 (42)	0.16 1.52 2.31 2.93 3.15	84.71	Avg.: 96.81	Sp1: 118.47 (35) Sp2: 124.91 (42) Sp3: 103.29 (35)				
46	48	FLECKENSTEIN Stefanie Rossignol	CAN	Int1: 10.73 (48) Int2: 33.04 (48) Int3: 59.33 (46) Int4: 1:17.06 (46) Fin: 1:30.80 (46)	I1-I2: 22.31 (48) I2-I3: 26.29 (40) I3-I4: 17.73 (40) I4-Fin: 13.74 (33)	0.41 1.83 2.72 3.14 3.25	87.30	Avg.: 96.70	Sp1: 116.16 (48) Sp2: 126.85 (29) Sp3: 104.86 (18)				
47	51	TOMMY Mikaela Dynastar	CAN	Int1: 10.52 (31) Int2: 32.70 (45) Int3: 59.96 (48) Int4: 1:17.92 (48) Fin: 1:31.78 (47)	I1-I2: 22.18 (45) I2-I3: 27.26 (48) I3-I4: 17.96 (47) I4-Fin: 13.86 (43)	0.20 1.49 3.35 4.00 4.23	112.41	Avg.: 95.67	Sp1: 119.71 (15) Sp2: 126.52 (35) Sp3: 101.00 (48)				
48	50	WILLINGER Georgia	NZL	Int1: 10.69 (47) Int2: 32.98 (47) Int3: 59.56 (47) Int4: 1:17.62 (47) Fin: 1:32.07 (48)	I1-I2: 22.29 (47) I2-I3: 26.58 (46) I3-I4: 18.06 (48) I4-Fin: 14.45 (48)	0.37 1.77 2.95 3.70 4.52	119.74	Avg.: 95.37	Sp1: 118.47 (35) Sp2: 121.60 (47) Sp3: 101.08 (47)				

LEGEND	Pos Intermediate or Speed Position	Int1: Intermediate 1	Int4: Intermediate 4	Sp3: Speed Trap 3
	Avg. Average Speed for the race	Int2: Intermediate 2	Sp1: Speed Trap 1	Fin: Finish
	Dist(m) Distance behind the first	Int3: Intermediate 3	Sp2: Speed Trap 2	





AUDI FIS SKI WORLD CUP 2017/18

Lake Louise (CAN)



2nd LADIES' DOWNHILL PERFORMANCE ANALYSIS 2

SAT 2 DEC 2017

Number of Competitors: 51

Bib	Name Ski	NSA	Positions			Partials			Difference		Speed	
			Pos.	Time	Rank	Pos.	Time	Rank	Time	Dist(m)	Pos.	km/h
1	VEITH Anna Head	AUT	Int1: 10.46 (17) Int2: 31.86 (15) Int3: 57.31 (9) Int4: 1:14.75 (8) Fin: 1:28.65 (15)	I1-I2: 21.40 (18) I2-I3: 25.45 (5) I3-I4: 17.44 (13) I4-Fin: 13.90 (44)	0.14 0.65 0.70 0.83 1.10	30.26	Sp1: 119.80 (14) Sp2: 128.05 (17) Sp3: 105.43 (12) Avg.: 99.05					
2	FANCHINI Elena Dynastar	ITA	Int1: 10.60 (43) Int2: 32.08 (34) Int3: 57.81 (24) Int4: 1:15.35 (24) Fin: 1:28.95 (20)	I1-I2: 21.48 (25) I2-I3: 25.73 (15) I3-I4: 17.54 (20) I4-Fin: 13.60 (16)	0.28 0.87 1.20 1.43 1.40	38.39	Sp1: 117.43 (50) Sp2: 128.16 (16) Sp3: 104.92 (18) Avg.: 98.71					
3	VENIER Stephanie Atomic	AUT	Int1: 10.59 (42) Int2: 32.04 (31) Int3: 57.75 (21) Int4: 1:15.44 (29) Fin: 1:29.04 (25)	I1-I2: 21.45 (22) I2-I3: 25.71 (14) I3-I4: 17.69 (37) I4-Fin: 13.60 (16)	0.27 0.83 1.14 1.52 1.49	40.81	Sp1: 120.73 (4) Sp2: 129.05 (8) Sp3: 104.54 (21) Avg.: 98.61					
4	SCHMIDHOFER Nicole Fischer	AUT	Int1: 10.42 (8) Int2: 32.03 (29) Int3: 57.36 (11) Int4: 1:14.98 (16) Fin: 1:28.78 (18)	I1-I2: 21.61 (33) I2-I3: 25.33 (4) I3-I4: 17.62 (32) I4-Fin: 13.80 (37)	0.10 0.82 0.75 1.06 1.23	33.79	Sp1: 119.66 (20) Sp2: 128.52 (10) Sp3: 103.35 (35) Avg.: 98.90					
5	SCHNARF Johanna Fischer	ITA	Int1: 10.48 (21) Int2: 31.87 (17) Int3: 57.60 (17) Int4: 1:15.33 (22) Fin: 1:29.05 (27)	I1-I2: 21.39 (17) I2-I3: 25.73 (15) I3-I4: 17.73 (41) I4-Fin: 13.72 (31)	0.16 0.66 0.99 1.41 1.50	41.08	Sp1: 117.46 (49) Sp2: 127.27 (22) Sp3: 101.84 (47) Avg.: 98.60					
6	FANCHINI Nadia Dynastar	ITA	Int1: 10.61 (44) Int2: 31.89 (21) Int3: 57.62 (18) Int4: 1:15.20 (19) Fin: 1:28.97 (22)	I1-I2: 21.28 (12) I2-I3: 25.73 (15) I3-I4: 17.58 (27) I4-Fin: 13.77 (34)	0.29 0.68 1.01 1.28 1.42	38.93	Sp1: 117.92 (46) Sp2: 126.78 (31) Sp3: 103.87 (28) Avg.: 98.69					
7	REBENBURG Viktoria Stoeckli	GER	Int1: 10.38 (3) Int2: 31.48 (5) Int3: 57.10 (5) Int4: 1:14.24 (2) Fin: 1:27.68 (2)	I1-I2: 21.10 (6) I2-I3: 25.62 (8) I3-I4: 17.14 (1) I4-Fin: 13.44 (7)	0.06 0.27 0.49 0.32 0.13	3.62	Sp1: 120.44 (6) Sp2: 130.87 (1) Sp3: 106.22 (6) Avg.: 100.14					
8	SHIFFRIN Mikaela Atomic	USA	Int1: 10.32 (1) Int2: 31.30 (2) Int3: 56.61 (1) Int4: 1:13.92 (1) Fin: 1:27.55 (1)	I1-I2: 20.98 (3) I2-I3: 25.31 (2) I3-I4: 17.31 (6) I4-Fin: 13.63 (20)	0.00 0.09 0.00 0.00 0.00	0.00	Sp1: 118.17 (44) Sp2: 128.03 (18) Sp3: 106.51 (3) Avg.: 100.29					



Number of Competitors: 51

Bib	Name Ski	NSA	Positions			Partials			Difference		Speed	
			Pos.	Time	Rank	Pos.	Time	Rank	Time	Dist(m)	Pos.	km/h
9	GUT Lara Head	SUI	Int1: 10.46 (17) Int2: 31.55 (7) Int3: 57.33 (10) Int4: 1:14.87 (12) Fin: 1:28.65 (15)	I1-I2: 21.09 (5) I2-I3: 25.78 (22) I3-I4: 17.54 (20) I4-Fin: 13.78 (35)	0.14 0.34 0.72 0.95 1.10	30.26	Sp1: 119.15 (26) Sp2: 127.13 (24) Sp3: 102.97 (38) Avg.: 99.05					
10	SIEBENHOFER Ramona Fischer	AUT	Int1: 10.49 (24) Int2: 31.77 (12) Int3: 57.78 (23) Int4: 1:15.33 (22) Fin: 1:29.37 (32)	I1-I2: 21.28 (12) I2-I3: 26.01 (36) I3-I4: 17.55 (25) I4-Fin: 14.04 (46)	0.17 0.56 1.17 1.41 1.82	49.67	Sp1: 118.44 (40) Sp2: 122.45 (47) Sp3: 105.01 (16) Avg.: 98.25					
11	SCHEYER Christine Head	AUT	Int1: 10.34 (2) Int2: 31.82 (13) Int3: 57.70 (20) Int4: 1:15.16 (18) Fin: 1:28.96 (21)	I1-I2: 21.48 (25) I2-I3: 25.88 (27) I3-I4: 17.46 (16) I4-Fin: 13.80 (37)	0.02 0.61 1.09 1.24 1.41	38.66	Sp1: 118.73 (33) Sp2: 128.35 (12) Sp3: 104.51 (22) Avg.: 98.70					
12	WILES Jacqueline Rossignol	USA	Int1: 10.54 (35) Int2: 31.86 (15) Int3: 57.67 (19) Int4: 1:15.36 (25) Fin: 1:29.00 (23)	I1-I2: 21.32 (14) I2-I3: 25.81 (23) I3-I4: 17.69 (37) I4-Fin: 13.64 (22)	0.22 0.65 1.06 1.44 1.45	39.74	Sp1: 119.45 (22) Sp2: 127.08 (25) Sp3: 105.70 (9) Avg.: 98.66					
13	VONN Lindsey Head	USA	Int1: 10.50 (27) Int2: 31.85 (14) Int3: 57.49 (15) Int4: 1:14.90 (14) Fin: 1:28.48 (12)	I1-I2: 21.35 (15) I2-I3: 25.64 (10) I3-I4: 17.41 (12) I4-Fin: 13.58 (14)	0.18 0.64 0.88 0.98 0.93	25.64	Sp1: 120.79 (3) Sp2: 126.63 (34) Sp3: 105.59 (11) Avg.: 99.24					
14	JOHNSON Breezy Atomic	USA	Int1: 10.38 (3) Int2: 31.97 (24) Int3: Int4: Fin: DNF	I1-I2: 21.59 (31) I2-I3: I3-I4: I4-Fin:	0.06 0.76		Sp1: 120.05 (9) Sp2: Sp3: Avg.:					
15	WEIRATHER Tina Head	LIE	Int1: 10.49 (24) Int2: 31.75 (10) Int3: 57.27 (8) Int4: 1:14.42 (5) Fin: 1:27.86 (5)	I1-I2: 21.26 (11) I2-I3: 25.52 (7) I3-I4: 17.15 (2) I4-Fin: 13.44 (7)	0.17 0.54 0.66 0.50 0.31	8.61	Sp1: 119.18 (25) Sp2: 129.18 (6) Sp3: 104.46 (24) Avg.: 99.94					
16	SUTER Corinne Head	SUI	Int1: 10.51 (30) Int2: 31.97 (24) Int3: 57.86 (27) Int4: 1:15.40 (26) Fin: 1:29.04 (25)	I1-I2: 21.46 (23) I2-I3: 25.89 (28) I3-I4: 17.54 (20) I4-Fin: 13.64 (22)	0.19 0.76 1.25 1.48 1.49	40.81	Sp1: 119.67 (19) Sp2: 127.94 (19) Sp3: 104.17 (27) Avg.: 98.61					
17	GOGGIA Sofia Atomic	ITA	Int1: 10.50 (27) Int2: 31.74 (9) Int3: 57.41 (13) Int4: 1:14.87 (12) Fin: 1:28.24 (9)	I1-I2: 21.24 (10) I2-I3: 25.67 (12) I3-I4: 17.46 (16) I4-Fin: 13.37 (4)	0.18 0.53 0.80 0.95 0.69	19.07	Sp1: 119.47 (21) Sp2: 127.00 (26) Sp3: 104.63 (20) Avg.: 99.51					
18	MIKLOS Edit Head	HUN	Int1: 10.41 (7) Int2: 31.88 (20) Int3: 57.77 (22) Int4: 1:15.13 (17) Fin: 1:28.57 (14)	I1-I2: 21.47 (24) I2-I3: 25.89 (28) I3-I4: 17.36 (8) I4-Fin: 13.44 (7)	0.09 0.67 1.16 1.21 1.02	28.09	Sp1: 120.71 (5) Sp2: 126.31 (36) Sp3: 104.49 (23) Avg.: 99.14					
19	HUETTER Cornelia Head	AUT	Int1: 10.42 (8) Int2: 31.40 (4) Int3: 57.06 (4) Int4: 1:14.32 (3) Fin: 1:27.74 (4)	I1-I2: 20.98 (3) I2-I3: 25.66 (11) I3-I4: 17.26 (5) I4-Fin: 13.42 (5)	0.10 0.19 0.45 0.40 0.19	5.28	Sp1: 119.83 (12) Sp2: 128.22 (14) Sp3: 105.43 (12) Avg.: 100.07					

Number of Competitors: 51

Bib	Name Ski	NSA	Positions			Partials			Difference		Speed		
			Pos.	Time	Rank	Pos.	Time	Rank	Time	Dist(m)	Pos.	km/h	Rank
20	COOK Stacey Stoekli	USA	Int1: 10.47 (19) Int2: 31.58 (8) Int3: 57.42 (14) Int4: 1:14.81 (10) Fin: 1:28.16 (6)	I1-I2: 21.11 (8) I2-I3: 25.84 (26) I3-I4: 17.39 (10) I4-Fin: 13.35 (2)	0.15 0.37 0.81 0.89 0.61	16.88	Sp1: 119.78 (16) Sp2: 126.80 (30) Sp3: 103.87 (28) Avg.: 99.60						
21	MOWINCKEL Ragnhild Head	NOR	Int1: 10.48 (21) Int2: 31.21 (1) Int3: 56.97 (2) Int4: 1:14.56 (6) Fin: 1:28.27 (10)	I1-I2: 20.73 (1) I2-I3: 25.76 (21) I3-I4: 17.59 (30) I4-Fin: 13.71 (30)	0.16 0.00 0.36 0.64 0.72	19.89	Sp1: 119.68 (18) Sp2: 125.41 (41) Sp3: 102.22 (44) Avg.: 99.47						
22	STUFFER Verena Fischer	ITA	Int1: 10.44 (14) Int2: 31.54 (6) Int3: 57.37 (12) Int4: 1:14.92 (15) Fin: 1:28.48 (12)	I1-I2: 21.10 (6) I2-I3: 25.83 (25) I3-I4: 17.55 (25) I4-Fin: 13.56 (13)	0.12 0.33 0.76 1.00 0.93	25.64	Sp1: 121.26 (2) Sp2: 127.52 (20) Sp3: 103.61 (32) Avg.: 99.24						
23	HAEHLEN Joana Voelkl	SUI	Int1: 10.40 (6) Int2: 31.36 (3) Int3: 56.99 (3) Int4: 1:14.74 (7) Fin: 1:28.43 (11)	I1-I2: 20.96 (2) I2-I3: 25.63 (9) I3-I4: 17.75 (45) I4-Fin: 13.69 (27)	0.08 0.15 0.38 0.82 0.88	24.27	Sp1: 121.73 (1) Sp2: 128.98 (9) Sp3: 102.19 (45) Avg.: 99.29						
24	LEDECKA Ester Atomic	CZE	Int1: 10.54 (35) Int2: 31.76 (11) Int3: 57.21 (6) Int4: 1:14.75 (8) Fin: 1:28.17 (7)	I1-I2: 21.22 (9) I2-I3: 25.45 (5) I3-I4: 17.54 (20) I4-Fin: 13.42 (5)	0.22 0.55 0.60 0.83 0.62	17.15	Sp1: 118.11 (45) Sp2: 129.71 (4) Sp3: 104.25 (26) Avg.: 99.58						
25	DELAGO Nicol Atomic	ITA	Int1: 10.50 (27) Int2: 32.00 (27) Int3: 57.98 (31) Int4: 1:15.43 (27) Fin: 1:29.15 (29)	I1-I2: 21.50 (27) I2-I3: 25.98 (34) I3-I4: 17.45 (14) I4-Fin: 13.72 (31)	0.18 0.79 1.37 1.51 1.60	43.77	Sp1: 119.26 (24) Sp2: 128.27 (13) Sp3: 102.78 (39) Avg.: 98.49						
26	TIPPLER Tamara Voelkl	AUT	Int1: 10.63 (47) Int2: 32.33 (40) Int3: 58.29 (37) Int4: 1:15.88 (36) Fin: 1:29.68 (36)	I1-I2: 21.70 (40) I2-I3: 25.96 (32) I3-I4: 17.59 (30) I4-Fin: 13.80 (37)	0.31 1.12 1.68 1.96 2.13	57.93	Sp1: 118.88 (30) Sp2: 126.88 (27) Sp3: 102.38 (43) Avg.: 97.91						
27	GISIN Michelle Rossignol	SUI	Int1: 10.39 (5) Int2: 31.97 (24) Int3: 57.22 (7) Int4: 1:14.41 (4) Fin: 1:27.72 (3)	I1-I2: 21.58 (29) I2-I3: 25.25 (1) I3-I4: 17.19 (3) I4-Fin: 13.31 (1)	0.07 0.76 0.61 0.49 0.17	4.73	Sp1: 118.91 (29) Sp2: 130.37 (2) Sp3: 104.97 (17) Avg.: 100.10						
28	MCKENNIS Alice Head	USA	Int1: 10.51 (30) Int2: 32.60 (45) Int3: 58.82 (44) Int4: 1:16.06 (40) Fin: 1:29.57 (35)	I1-I2: 22.09 (47) I2-I3: 26.22 (40) I3-I4: 17.24 (4) I4-Fin: 13.51 (10)	0.19 1.39 2.21 2.14 2.02	55.00	Sp1: 118.34 (41) Sp2: 129.82 (3) Sp3: 105.85 (7) Avg.: 98.03						
29	NUFER Priska Dynastar	SUI	Int1: 10.61 (44) Int2: 32.66 (47) Int3: 58.73 (42) Int4: 1:16.45 (42) Fin: 1:30.10 (41)	I1-I2: 22.05 (46) I2-I3: 26.07 (37) I3-I4: 17.72 (40) I4-Fin: 13.65 (25)	0.29 1.45 2.12 2.53 2.55	69.03	Sp1: 117.80 (48) Sp2: 124.49 (44) Sp3: 104.45 (25) Avg.: 97.45						
30	FLURY Jasmine Stoekli	SUI	Int1: 10.49 (24) Int2: 32.16 (38) Int3: 57.91 (29) Int4: 1:15.49 (31) Fin: 1:29.02 (24)	I1-I2: 21.67 (38) I2-I3: 25.75 (20) I3-I4: 17.58 (27) I4-Fin: 13.53 (11)	0.17 0.95 1.30 1.57 1.47	40.28	Sp1: 118.18 (43) Sp2: 127.19 (23) Sp3: 103.55 (33) Avg.: 98.63						



Number of Competitors: 51

Bib	Name Ski	NSA	Positions			Partials			Difference		Speed		
			Pos.	Time	Rank	Pos.	Time	Rank	Time	Dist(m)	Pos.	km/h	Rank
31	AGER Christina Atomic	AUT	Int1: 10.43 (11) Int2: 32.05 (32) Int3: 58.48 (41) Int4: 1:15.99 (38) Fin: 1:29.81 (39)	I1-I2: 21.62 (35) I2-I3: 26.43 (46) I3-I4: 17.51 (19) I4-Fin: 13.82 (41)	0.11 0.84 1.87 2.07 2.26	61.38	Sp1: 119.95 (10) Sp2: 124.41 (45) Sp3: 106.41 (4)	Avg.: 97.77					
32	WENIG Michaela Voelkl	GER	Int1: 10.45 (15) Int2: 31.87 (17) Int3: 57.84 (25) Int4: 1:15.22 (20) Fin: 1:28.76 (17)	I1-I2: 21.42 (19) I2-I3: 25.97 (33) I3-I4: 17.38 (9) I4-Fin: 13.54 (12)	0.13 0.66 1.23 1.30 1.21	33.25	Sp1: 119.82 (13) Sp2: 127.39 (21) Sp3: 105.11 (14)	Avg.: 98.92					
33	MIRADOLI Romane Dynastar	FRA	Int1: 10.51 (30) Int2: 31.94 (23) Int3: 58.40 (39) Int4: 1:15.94 (37) Fin: 1:29.87 (40)	I1-I2: 21.43 (20) I2-I3: 26.46 (47) I3-I4: 17.54 (20) I4-Fin: 13.93 (45)	0.19 0.73 1.79 2.02 2.32	62.96	Sp1: 119.79 (15) Sp2: 129.18 (6) Sp3: 105.11 (14)	Avg.: 97.70					
34	FEIERABEND Denise Head	SUI	Int1: 10.43 (11) Int2: 31.87 (17) Int3: 58.10 (33) Int4: 1:15.73 (34) Fin: 1:29.51 (34)	I1-I2: 21.44 (21) I2-I3: 26.23 (41) I3-I4: 17.63 (33) I4-Fin: 13.78 (35)	0.11 0.66 1.49 1.81 1.96	53.41	Sp1: 118.99 (28) Sp2: 126.71 (33) Sp3: 102.48 (42)	Avg.: 98.09					
35	DENGSCHERZ Dajana Head	AUT	Int1: 10.54 (35) Int2: 32.14 (36) Int3: 58.14 (35) Int4: 1:15.59 (32) Fin: 1:29.25 (30)	I1-I2: 21.60 (32) I2-I3: 26.00 (35) I3-I4: 17.45 (14) I4-Fin: 13.66 (26)	0.22 0.93 1.53 1.67 1.70	46.46	Sp1: 120.37 (7) Sp2: 125.34 (42) Sp3: 105.77 (8)	Avg.: 98.38					
36	GAUTHIER Tiffany Rossignol	FRA	Int1: 10.54 (35) Int2: 32.12 (35) Int3: 57.86 (27) Int4: 1:15.25 (21) Fin: 1:28.87 (19)	I1-I2: 21.58 (29) I2-I3: 25.74 (19) I3-I4: 17.39 (10) I4-Fin: 13.62 (19)	0.22 0.91 1.25 1.33 1.32	36.23	Sp1: 118.85 (31) Sp2: 126.73 (32) Sp3: 103.86 (30)	Avg.: 98.80					
37	MERRYWEATHER Alice Rossignol	USA	Int1: 10.45 (15) Int2: 32.00 (27) Int3: 58.42 (40) Int4: 1:16.16 (41) Fin: 1:29.75 (37)	I1-I2: 21.55 (28) I2-I3: 26.42 (45) I3-I4: 17.74 (43) I4-Fin: 13.59 (15)	0.13 0.79 1.81 2.24 2.20	59.79	Sp1: 118.32 (42) Sp2: 120.06 (49) Sp3: 106.36 (5)	Avg.: 97.83					
38	PFISTER Meike Rossignol	GER	Int1: 10.53 (34) Int2: 31.91 (22) Int3: 57.85 (26) Int4: 1:15.43 (27) Fin: DNF	I1-I2: 21.38 (16) I2-I3: 25.94 (31) I3-I4: 17.58 (27) I4-Fin:	0.21 0.70 1.24 1.51		Sp1: 118.56 (36) Sp2: 125.68 (38) Sp3: 107.08 (2)	Avg.:					
39	PIOT Jennifer Rossignol	FRA	Int1: 10.65 (49) Int2: 32.62 (46) Int3: 58.35 (38) Int4: 1:16.05 (39) Fin: 1:29.75 (37)	I1-I2: 21.97 (44) I2-I3: 25.73 (15) I3-I4: 17.70 (39) I4-Fin: 13.70 (28)	0.33 1.41 1.74 2.13 2.20	59.79	Sp1: 118.64 (35) Sp2: 125.64 (40) Sp3: 103.36 (34)	Avg.: 97.83					
40	FERK Marusa Stoekli	SLO	Int1: 10.48 (21) Int2: 32.73 (49) Int3: 58.92 (45) Int4: 1:16.85 (45) Fin: 1:30.70 (45)	I1-I2: 22.25 (49) I2-I3: 26.19 (39) I3-I4: 17.93 (47) I4-Fin: 13.85 (42)	0.16 1.52 2.31 2.93 3.15	84.71	Sp1: 118.47 (38) Sp2: 124.91 (43) Sp3: 103.29 (36)	Avg.: 96.81					
41	GRENIER Valerie Rossignol	CAN	Int1: 10.42 (8) Int2: 32.03 (29) Int3: 58.21 (36) Int4: Fin: DNF	I1-I2: 21.61 (33) I2-I3: 26.18 (38) I3-I4: I4-Fin:	0.10 0.82 1.60		Sp1: 119.84 (11) Sp2: 103.87 (50) Sp3:	Avg.:					



Number of Competitors: 51

Bib	Name Ski	NSA	Positions			Partials			Difference		Speed	
			Pos.	Time	Rank	Pos.	Time	Rank	Time	Dist(m)	Pos.	km/h
42	ORTLIEB Nina Head	AUT	Int1: 10.43 (11) Int2: 32.07 (33) Int3: 58.00 (32) Int4: 1:15.47 (30) Fin: 1:29.10 (28)	I1-I2: 21.64 (36) I2-I3: 25.93 (30) I3-I4: 17.47 (18) I4-Fin: 13.63 (20)	0.11 0.86 1.39 1.55 1.55	42.43	Sp1: 118.81 (32) Sp2: 126.87 (28) Sp3: 107.19 (1) Avg.: 98.55					
43	WEIDLE Kira Rossignol	GER	Int1: 10.54 (35) Int2: 32.18 (39) Int3: 57.49 (15) Int4: 1:14.83 (11) Fin: 1:28.18 (8)	I1-I2: 21.64 (36) I2-I3: 25.31 (2) I3-I4: 17.34 (7) I4-Fin: 13.35 (2)	0.22 0.97 0.88 0.91 0.63	17.43	Sp1: 120.20 (8) Sp2: 129.21 (5) Sp3: 105.62 (10) Avg.: 99.57					
44	COLETTI Alexandra Head	MON	Int1: 10.54 (35) Int2: 32.43 (42) Int3: 58.78 (43) Int4: 1:16.63 (44) Fin: 1:30.69 (44)	I1-I2: 21.89 (42) I2-I3: 26.35 (43) I3-I4: 17.85 (46) I4-Fin: 14.06 (47)	0.22 1.22 2.17 2.71 3.14	84.45	Sp1: 118.71 (34) Sp2: 122.98 (46) Sp3: 102.68 (40) Avg.: 96.82					
45	LIE Kajsja Vickhoff Rossignol	NOR	Int1: 10.47 (19) Int2: 32.15 (37) Int3: 57.97 (30) Int4: 1:15.61 (33) Fin: 1:29.25 (30)	I1-I2: 21.68 (39) I2-I3: 25.82 (24) I3-I4: 17.64 (35) I4-Fin: 13.64 (22)	0.15 0.94 1.36 1.69 1.70	46.46	Sp1: 119.09 (27) Sp2: 125.67 (39) Sp3: 102.64 (41) Avg.: 98.38					
46	GAUCHE Laura Salomon	FRA	Int1: 10.64 (48) Int2: 32.42 (41) Int3: 58.10 (33) Int4: 1:15.73 (34) Fin: 1:29.43 (33)	I1-I2: 21.78 (41) I2-I3: 25.68 (13) I3-I4: 17.63 (33) I4-Fin: 13.70 (28)	0.32 1.21 1.49 1.81 1.88	51.27	Sp1: 119.41 (23) Sp2: 128.19 (15) Sp3: 103.11 (37) Avg.: 98.18					
47	SMALL Greta Atomic	AUS	Int1: 10.56 (41) Int2: 32.55 (44) Int3: 59.21 (47) Int4: 1:16.95 (46) Fin: 1:30.56 (43)	I1-I2: 21.99 (45) I2-I3: 26.66 (49) I3-I4: 17.74 (43) I4-Fin: 13.61 (18)	0.24 1.34 2.60 3.03 3.01	81.07	Sp1: 117.88 (47) Sp2: 128.51 (11) Sp3: 101.97 (46) Avg.: 96.96					
48	FLECKENSTEIN Stefanie Rossignol	CAN	Int1: 10.73 (51) Int2: 33.04 (51) Int3: 59.33 (48) Int4: 1:17.06 (47) Fin: 1:30.80 (46)	I1-I2: 22.31 (51) I2-I3: 26.29 (42) I3-I4: 17.73 (41) I4-Fin: 13.74 (33)	0.41 1.83 2.72 3.14 3.25	87.30	Sp1: 116.16 (51) Sp2: 126.85 (29) Sp3: 104.86 (19) Avg.: 96.70					
49	REMME Roni Head	CAN	Int1: 10.62 (46) Int2: 32.51 (43) Int3: 58.92 (45) Int4: 1:16.60 (43) Fin: 1:30.41 (42)	I1-I2: 21.89 (42) I2-I3: 26.41 (44) I3-I4: 17.68 (36) I4-Fin: 13.81 (40)	0.30 1.30 2.31 2.68 2.86	77.15	Sp1: 118.49 (37) Sp2: 125.84 (37) Sp3: 103.83 (31) Avg.: 97.12					
50	WILLINGER Georgia	NZL	Int1: 10.69 (50) Int2: 32.98 (50) Int3: 59.56 (49) Int4: 1:17.62 (48) Fin: 1:32.07 (48)	I1-I2: 22.29 (50) I2-I3: 26.58 (48) I3-I4: 18.06 (49) I4-Fin: 14.45 (48)	0.37 1.77 2.95 3.70 4.52	119.74	Sp1: 118.47 (38) Sp2: 121.60 (48) Sp3: 101.08 (48) Avg.: 95.37					



Number of Competitors: 51

Bib	Name Ski	NSA	Positions			Partials			Difference		Speed		
			Pos.	Time	Rank	Pos.	Time	Rank	Time	Dist(m)	Pos.	km/h	Rank
51	TOMMY Mikaela Dynastar	CAN	Int1:	10.52	(33)	I1-I2:	22.18	(48)	0.20		Sp1:	119.71	(17)
			Int2:	32.70	(48)	I2-I3:	27.26	(50)	1.49		Sp2:	126.52	(35)
			Int3:	59.96	(50)	I3-I4:	17.96	(48)	3.35		Sp3:	101.00	(49)
			Int4:	1:17.92	(49)	I4-Fin:	13.86	(43)	4.00				
			Fin:	1:31.78	(47)				4.23	112.41	Avg.:	95.67	

LEGEND

Pos	Intermediate or Speed Position	Int1:	Intermediate 1	Int4:	Intermediate 4	Sp2:	Speed Trap 2
Avg.	Average Speed for the race	Int2:	Intermediate 2	DNF	Did Not Finish	Sp3:	Speed Trap 3
Dist(m)	Distance behind the first	Int3:	Intermediate 3	Sp1:	Speed Trap 1	Fin:	Finish

02-12-2017 / Lake Louise (CAN) / 5012

Page 6/6

Data Processing by LONGINES

www.fis-ski.com

LONGINES Timing

Generation Date: SAT 2 DEC 2017

Time: 15:13

Document: 77B 1.0



AFTER 2nd LADIES' DOWNHILL
DOWNHILL FIS WCSL LIST

Number of Competitors: 56				1 DEC 2017 Lake Louise (CAN)		2 DEC 2017 Lake Louise (CAN)			
Rank	FIS Code	Name	NSA	1	2	Base	- X	+ Y	WCSL-DH
1	565360	STUHEC Ilka	SLO	-	-	697	155	-	542
2	298323	GOGGIA Sofia	ITA	40	29	510	113	69	466
3	355050	WEIRATHER Tina	LIE	80	45	282	63	125	344
4	56128	HUETTER Cornelia	AUT	100	50	244	54	150	340
5	516138	GUT Lara	SUI	29	16	360	80	45	325
6	205218	REBENBURG Viktoria	GER	36	80	245	54	116	307
7	537544	VONN Lindsey	USA	-	22	340	76	22	286
8	56198	SCHEYER Christine	AUT	22	10	236	52	32	216
9	296427	SCHNARF Johanna	ITA	13	4	244	54	17	207
10	56177	VENIER Stephanie	AUT	16	6	237	53	22	206
11	538573	ROSS Laurene	USA	-	-	249	55	-	194
12	55947	VEITH Anna	AUT	10	16	208	46	26	188
13	6535237	SHIFFRIN Mikaela	USA	60	100	33	7	160	186
14	55970	SCHMIDHOFER Nicole	AUT	9	13	208	46	22	184
15	537582	COOK Stacey	USA	24	40	153	34	64	183
16	539536	WILES Jacqueline	USA	45	8	161	36	53	178
17	296472	FANCHINI Elena	ITA	50	11	144	32	61	173
18	296729	FANCHINI Nadia	ITA	-	9	208	46	9	171
19	516284	GISIN Michelle	SUI	32	60	97	22	92	167
20	245066	MIKLOS Edit	HUN	-	18	175	39	18	154
21	56087	SIEBENHOFER Ramona	AUT	20	-	154	34	20	140
22	505886	KLING Kajsa	SWE	-	-	175	39	-	136
23	6535455	JOHNSON Breezy	USA	26	-	135	30	26	131
24	516319	SUTER Corinne	SUI	15	6	138	31	21	128
25	516248	FLURY Jasmine	SUI	14	7	128	28	21	121
26	296431	STUFFER Verena	ITA	12	22	101	22	34	113
27	56088	TIPPLER Tamara	AUT	2	-	118	26	2	94
28	155763	LEDECKA Ester	CZE	20	36	37	8	56	85
29	515766	SUTER Fabienne	SUI	-	-	105	23	-	82
30	425929	MOWINCKEL Ragnhild	NOR	5	26	56	12	31	75
31	56125	PUCHNER Mirjam	AUT	-	-	94	21	-	73
32	297601	BRIGNONE Federica	ITA	-	-	69	15	-	54
33	516185	HAEHLEN Joana	SUI	-	24	30	7	24	47
34	206668	WEIDLE Kira	GER	8	32	4	1	40	43
35	297910	CURTONI Elena	ITA	-	-	53	12	-	41



AFTER 2nd LADIES' DOWNHILL
DOWNHILL FIS WCSL LIST

Number of Competitors: 56				1 DEC 2017 Lake Louise (CAN)		2 DEC 2017 Lake Louise (CAN)			
Rank	FIS Code	Name	NSA	1	2	Base	- X	+ Y	WCSL-DH
36	426043	TVIBERG Maria Therese	NOR	-	-	51	11	-	40
37	299466	DELAGO Nicol	ITA	11	2	32	7	13	38
37	538685	MCKENNIS Alice	USA	7	-	40	9	7	38
39	206460	WENIG Michaela	GER	4	14	24	5	18	37
40	516219	NUFER Priska	SUI	1	-	42	9	1	34
41	537545	MANCUSO Julia	USA	-	-	37	8	-	29
42	56174	HAASER Ricarda	AUT	-	-	36	8	-	28
43	197383	GAUTHIER Tiffany	FRA	-	12	17	4	12	25
44	55576	GOERGL Elisabeth	AUT	-	-	29	6	-	23
45	515997	FEIERABEND Denise	SUI	6	-	13	3	6	16
45	107613	GRENIER Valerie	CAN	-	-	20	4	-	16
47	297702	MARSAGLIA Francesca	ITA	-	-	19	4	-	15
48	375018	COLETTI Alexandra	MON	-	-	7	2	-	5
48	197497	MIRADOLI Romane	FRA	-	-	7	2	-	5
48	197295	PIOT Jennifer	FRA	-	-	7	2	-	5
51	565320	FERK Marusa	SLO	-	-	5	1	-	4
52	197641	GAUCHE Laura	FRA	3	-	-	-	3	3
52	56328	ORTLIEB Nina	AUT	-	3	-	-	3	3
54	56258	AGER Christina	AUT	-	-	3	1	-	2
55	56336	DENGSCHERZ Dajana	AUT	-	1	-	-	1	1
55	426257	LIE Kajsa Vickhoff	NOR	-	1	-	-	1	1

Number of Competitors per Nation until 60th position

AUT : 13	CAN : 1	CZE : 1	FRA : 4	GER : 3	HUN : 1
ITA : 9	LIE : 1	MON : 1	NOR : 3	SLO : 2	SUI : 8
SWE : 1	USA : 8				

LEGEND

Base Last season WCSL points
X (Base / number of planned races in the current season) * number of completed races in the current season
Y WC points won in the current season
WCSL-DH World Cup Start List points for Downhill



AFTER 2nd LADIES' DOWNHILL
OVERALL FIS WCSL LIST

Number of Competitors: 148

Rank	FIS Code	Name	NSA	WCSL	DH	SL	GS	SG	AC
1	6535237	SHIFFRIN Mikaela	USA	1877	186 (13)	852 (1)	669 (2)	70 (26)	100 (7)
2	565360	STUHEC Ilka	SLO	1283	542 (1)	21 (43)	26 (37)	454 (2)	240 (2)
3	298323	GOGGIA Sofia	ITA	1212	466 (2)	-	388 (4)	266 (7)	92 (11)
4	355050	WEIRATHER Tina	LIE	1001	344 (3)	-	142 (15)	515 (1)	-
5	516138	GUT Lara	SUI	983	325 (5)	2 (63)	296 (9)	360 (3)	-
6	196928	WORLEY Tessa	FRA	965	-	-	748 (1)	199 (11)	18 (36)
7	297601	BRIGNONE Federica	ITA	956	54 (32)	11 (51)	381 (5)	254 (9)	256 (1)
8	205218	REBENBURG Viktoria	GER	932	307 (6)	-	422 (3)	203 (10)	-
9	516280	HOLDENER Wendy	SUI	846	-	476 (3)	126 (20)	4 (55)	240 (2)
10	705423	VLHOVA Petra	SVK	726	-	517 (2)	209 (13)	-	-
11	56128	HUETTER Cornelia	AUT	619	340 (4)	-	-	266 (7)	13 (44)
12	505679	HANSDOTTER Frida	SWE	524	-	449 (4)	75 (30)	-	-
12	55970	SCHMIDHOFER Nicole	AUT	524	184 (14)	-	-	340 (4)	-
14	516284	GISIN Michelle	SUI	520	167 (19)	155 (15)	-	14 (42)	184 (4)
15	56177	VENIER Stephanie	AUT	519	206 (10)	-	-	291 (6)	22 (32)
16	425929	MOWINCKEL Ragnhild	NOR	506	75 (30)	-	210 (12)	128 (17)	93 (9)
17	537544	VONN Lindsey	USA	462	286 (7)	-	-	131 (15)	45 (18)
18	297910	CURTONI Elena	ITA	448	41 (35)	-	62 (31)	316 (5)	29 (24)
19	105269	GAGNON Marie-Michele	CAN	439	-	116 (21)	139 (16)	44 (32)	140 (6)
20	425771	HAYER-LOESETH Nina	NOR	422	-	262 (8)	160 (14)	-	-
21	56032	SCHILD Bernadette	AUT	408	-	325 (7)	83 (26)	-	-
22	55759	KIRCHGASSER Michaela	AUT	401	-	111 (22)	125 (21)	-	165 (5)
23	56198	SCHEYER Christine	AUT	399	216 (8)	-	-	139 (14)	44 (19)
24	296259	MOELGG Manuela	ITA	392	-	51 (32)	341 (6)	-	-
25	705287	VELEZ ZUZULOVA Veronika	SVK	388	-	388 (5)	-	-	-
26	299276	BASSINO Marta	ITA	383	-	-	324 (7)	30 (37)	29 (24)
27	55947	VEITH Anna	AUT	377	188 (12)	-	5 (55)	91 (23)	93 (9)
28	56217	BRUNNER Stephanie	AUT	370	-	52 (31)	276 (10)	6 (54)	36 (22)
29	538573	ROSS Laurene	USA	367	194 (11)	-	-	131 (15)	42 (21)
30	155415	STRACHOVA Sarka	CZE	339	-	339 (6)	-	-	-
31	505886	KLING Kajsa	SWE	336	136 (22)	-	30 (36)	156 (12)	14 (41)
32	296729	FANCHINI Nadia	ITA	324	171 (18)	-	37 (35)	116 (19)	-
33	55898	BREM Eva-Maria	AUT	321	-	15 (47)	306 (8)	-	-
34	296427	SCHNARF Johanna	ITA	315	207 (9)	-	-	92 (22)	16 (40)
35	516528	MEILLARD Melanie	SUI	302	-	169 (12)	133 (19)	-	-
36	56174	HAASER Ricarda	AUT	300	28 (42)	24 (40)	79 (29)	95 (21)	74 (13)
37	516319	SUTER Corinne	SUI	286	128 (24)	-	-	146 (13)	12 (47)



AFTER 2nd LADIES' DOWNHILL
OVERALL FIS WCSL LIST

Number of Competitors: 148

Rank	FIS Code	Name	NSA	WCSL	DH	SL	GS	SG	AC
38	565268	DREV Ana	SLO	252	-	-	252 (11)	-	-
38	515997	FEIERABEND Denise	SUI	252	16 (45)	146 (16)	-	4 (55)	86 (12)
40	297702	MARSAGLIA Francesca	ITA	248	15 (47)	-	90 (24)	121 (18)	22 (32)
41	56087	SIEBENHOFER Ramona	AUT	227	140 (21)	-	-	39 (33)	48 (17)
42	296509	CURTONI Irene	ITA	223	-	128 (18)	95 (23)	-	-
43	506341	WIKSTROEM Emelie	SWE	222	-	220 (9)	2 (63)	-	-
44	539536	WILES Jacqueline	USA	215	178 (16)	-	-	37 (34)	-
45	56315	TRUPPE Katharina	AUT	209	-	128 (18)	81 (28)	-	-
46	206355	DUERR Lena	GER	207	-	159 (14)	8 (50)	8 (51)	32 (23)
47	516248	FLURY Jasmine	SUI	195	121 (25)	-	-	74 (25)	-
48	537582	COOK Stacey	USA	193	183 (15)	-	-	2 (59)	8 (50)
49	296472	FANCHINI Elena	ITA	181	173 (17)	-	-	8 (51)	-
50	565401	BUCIK Ana	SLO	178	-	171 (11)	4 (58)	-	3 (58)
51	245066	MIKLOS Edit	HUN	177	154 (20)	-	-	23 (40)	-
52	425981	SKJOELD Maren	NOR	172	-	172 (10)	-	-	-
53	296354	COSTAZZA Chiara	ITA	168	-	168 (13)	-	-	-
54	565320	FERK Marusa	SLO	160	4 (51)	57 (30)	-	-	99 (8)
55	6535455	JOHNSON Breezy	USA	158	131 (23)	-	-	27 (38)	-
56	426043	TVIBERG Maria Therese	NOR	157	40 (36)	-	-	47 (29)	70 (14)
57	516185	HAEHLEN Joana	SUI	152	47 (33)	-	-	91 (23)	14 (41)
58	56125	PUCHNER Mirjam	AUT	143	73 (31)	-	-	52 (28)	18 (36)
59	197319	BAUD MUGNIER Adeline	FRA	141	-	58 (29)	83 (26)	-	-
59	506399	HECTOR Sara	SWE	141	-	4 (59)	137 (17)	-	-
61	206279	GEIGER Christina	GER	139	-	139 (17)	-	-	-
61	55576	GOERGL Elisabeth	AUT	139	23 (44)	-	-	116 (19)	-
63	516268	WILD Simone	SUI	136	-	-	136 (18)	-	-
64	537772	STIEGLER Resi	USA	128	-	126 (20)	2 (63)	-	-
65	296431	STUFFER Verena	ITA	127	113 (26)	-	-	14 (42)	-
66	55977	THALMANN Carmen	AUT	116	-	97 (24)	19 (42)	-	-
67	197124	FRASSE SOMBET Coralie	FRA	115	-	-	113 (22)	2 (59)	-
68	206536	WALLNER Marina	GER	110	-	110 (23)	-	-	-
69	155763	LEDECKA Ester	CZE	109	85 (28)	-	-	24 (39)	-
70	56199	KAPPAURER Elisabeth	AUT	108	-	14 (49)	50 (33)	-	44 (19)
71	56088	TIPPLER Tamara	AUT	106	94 (27)	-	-	12 (46)	-
72	505760	PIETILAE-HOLMNER Maria	SWE	104	-	78 (27)	26 (37)	-	-
73	516219	NUFER Priska	SUI	102	34 (40)	-	-	46 (31)	22 (32)
73	515766	SUTER Fabienne	SUI	102	82 (29)	-	-	20 (41)	-
75	537545	MANCUSO Julia	USA	100	29 (41)	-	-	47 (29)	24 (29)
76	506146	SWENN-LARSSON Anna	SWE	97	-	97 (24)	-	-	-
77	196726	BARTHET Anne-Sophie	FRA	94	-	33 (36)	7 (51)	-	54 (15)
78	197383	GAUTHIER Tiffany	FRA	89	25 (43)	-	-	64 (27)	-
79	107613	GRENIER Valerie	CAN	87	16 (45)	2 (63)	13 (46)	32 (35)	24 (29)
80	565373	ROBNIK Tina	SLO	85	-	-	85 (25)	-	-
81	56241	SCHNEEBERGER Rosina	AUT	82	-	-	18 (43)	13 (45)	51 (16)
82	106961	MIELZYNSKI Erin	CAN	81	-	81 (26)	-	-	-
83	56367	GALLHUBER Katharina	AUT	72	-	72 (28)	-	-	-
84	197497	MIRADOLI Romane	FRA	57	5 (48)	-	-	32 (35)	20 (35)

02-12-2017 / Lake Louise (CAN) / 5012

Page 2/4

www.fis-ski.com

Generation Date: SAT 2 DEC 2017

Time: 15:14

Document: 60B 1.0



AFTER 2nd LADIES' DOWNHILL
OVERALL FIS WCSL LIST

Number of Competitors: 148

Rank	FIS Code	Name	NSA	WCSL	DH	SL	GS	SG	AC
84	206668	WEIDLE Kira	GER	57	43 (34)	-	-	14 (42)	-
86	299466	DELAGO Nicol	ITA	56	38 (37)	-	-	-	18 (36)
87	196725	BARIOZ Taina	FRA	52	-	4 (59)	48 (34)	-	-
88	426187	LYSDAHL Kristin	NOR	51	-	-	51 (32)	-	-
89	538685	MCKENNIS Alice	USA	49	38 (37)	-	-	11 (47)	-
90	206487	WIESLER Maren	GER	46	-	41 (33)	5 (55)	-	-
91	56143	GRUENWALD Julia	AUT	40	-	40 (34)	-	-	-
92	516344	KOPP Rahel	SUI	39	-	5 (57)	5 (55)	-	29 (24)
92	196806	NOENS Nastasia	FRA	39	-	39 (35)	-	-	-
94	197616	ALPHAND Estelle	SWE	38	-	14 (49)	24 (39)	-	-
95	206460	WENIG Michaela	GER	37	37 (39)	-	-	-	-
96	426100	HOLTMANN Mina Fuerst	NOR	34	-	20 (44)	14 (45)	-	-
96	206532	SCHMOTZ Marlene	GER	34	-	10 (53)	-	-	24 (29)
96	225525	TILLEY Alex	GBR	34	-	16 (46)	18 (43)	-	-
99	107427	ST-GERMAIN Laurence	CAN	32	-	32 (37)	-	-	-
100	56253	HUBER Katharina	AUT	31	-	31 (38)	-	-	-
101	107387	CRAWFORD Candace	CAN	28	-	-	3 (61)	7 (53)	18 (36)
101	56388	LIENSBERGER Katharina	AUT	28	-	28 (39)	-	-	-
103	385096	POPOVIC Leona	CRO	27	-	-	-	-	27 (27)
104	298767	SOSIO Federica	ITA	26	-	-	-	-	26 (28)
105	315187	IGNJATOVIC Nevena	SRB	25	-	18 (45)	-	-	7 (52)
106	196803	MOUGEL Laurie	FRA	24	-	24 (40)	-	-	-
107	516562	RAST Camille	SUI	23	-	-	23 (40)	-	-
108	155728	DUBOVSKA Martina	CZE	22	-	22 (42)	-	-	-
108	197641	GAUCHE Laura	FRA	22	3 (52)	-	-	11 (47)	8 (50)
108	565471	HROVAT Meta	SLO	22	-	2 (63)	20 (41)	-	-
111	516394	SUTER Jasmina	SUI	21	-	-	-	9 (49)	12 (47)
112	538284	MCJAMES Megan	USA	18	-	9 (54)	9 (49)	-	-
113	206701	WILLIBALD Elisabeth	GER	15	-	15 (47)	-	-	-
114	425921	HAUGEN Kristine Gjelsten	NOR	14	-	4 (59)	10 (48)	-	-
114	155699	PAULATHOVA Katerina	CZE	14	-	-	-	-	14 (41)
114	425880	SEJERSTED Lotte Smiseth	NOR	14	-	-	-	9 (49)	5 (55)
117	206520	DORSCH Patrizia	GER	13	-	-	-	-	13 (44)
117	206367	HRONEK Veronique	GER	13	-	-	-	-	13 (44)
117	56224	MAIER Sabrina	AUT	13	-	-	-	1 (61)	12 (47)
120	299624	PIROVANO Laura	ITA	12	-	-	12 (47)	-	-
121	485637	ALOPINA Ksenia	RUS	11	-	11 (51)	-	-	-
122	555018	GASUNA Leide	LAT	7	-	7 (55)	-	-	-
122	705394	KANTOROVA Barbara	SVK	7	-	-	-	-	7 (52)
124	307493	ANDO Asa	JPN	6	-	-	6 (52)	-	-
124	405138	JELINKOVA Adriana	NED	6	-	-	6 (52)	-	-
124	196812	PELLISSIER Marion	FRA	6	-	-	-	-	6 (54)
124	425879	RIIS-JOHANNESSEN Kristina	NOR	6	-	-	6 (52)	-	-
124	665009	SHKANOVA Maria	BLR	6	-	6 (56)	-	-	-
129	375018	COLETTI Alexandra	MON	5	5 (48)	-	-	-	-
129	506350	EKLUND Nathalie	SWE	5	-	5 (57)	-	-	-
129	435334	GASIENICA-DANIEL Maryna	POL	5	-	-	-	-	5 (55)

02-12-2017 / Lake Louise (CAN) / 5012

Page 3/4

www.fis-ski.com

Generation Date: SAT 2 DEC 2017

Time: 15:14

Document: 60B 1.0



AFTER 2nd LADIES' DOWNHILL
OVERALL FIS WCSL LIST

Number of Competitors: 148

Rank	FIS Code	Name	NSA	WCSL	DH	SL	GS	SG	AC
129	155503	KLICNAROVA Pavla	CZE	5	-	-	-	-	5 (55)
129	197295	PIOT Jennifer	FRA	5	5 (48)	-	-	-	-
134	25096	GUTIERREZ Mireia	AND	4	-	4 (59)	-	-	-
134	306249	HASEGAWA Emi	JPN	4	-	-	4 (58)	-	-
134	297195	HOFER Anna	ITA	4	-	-	-	4 (55)	-
134	56282	RESCH Stephanie	AUT	4	-	-	4 (58)	-	-
138	539457	MARNO Anna	USA	3	-	-	-	3 (58)	-
138	56328	ORTLIEB Nina	AUT	3	3 (52)	-	-	-	-
138	107532	TOMMY Mikaela	CAN	3	-	-	3 (61)	-	-
141	56258	AGER Christina	AUT	2	2 (54)	-	-	-	-
141	516265	GMUER Chiara	SUI	2	-	2 (63)	-	-	-
141	565331	LAVTAR Katarina	SLO	2	-	-	2 (63)	-	-
141	485802	TKACHENKO Ekaterina	RUS	2	-	2 (63)	-	-	-
141	56126	ZELLER Lisa-Maria	AUT	2	-	2 (63)	-	-	-
146	56336	DENGSCHERZ Dajana	AUT	1	1 (55)	-	-	-	-
146	426257	LIE Kajsa Vickhoff	NOR	1	1 (55)	-	-	-	-
146	485749	PROKOPYEVA Aleksandra	RUS	1	-	-	-	-	1 (59)

LEGEND

AC Alpine Combined points **DH** Downhill points **SG** Super-G points **WCSL** Overall points **SL** Slalom points
GS Giant Slalom points

02-12-2017 / Lake Louise (CAN) / 5012

Page 4/4

www.fis-ski.com

Generation Date: SAT 2 DEC 2017

Time: 15:14

Document: 60B 1.0



2nd LADIES' DOWNHILL
DOWNHILL FIS WORLD CUP STANDINGS

Number of Competitors: 38				1 DEC 2017 Lake Louise (CAN)		2 DEC 2017 Lake Louise (CAN)		
Rank	FIS Code	Name	NSA	1	2	WC-DH	Diff.	
1	6535237	SHIFFRIN Mikaela	USA	60	100	160		
2	56128	HUETTER Cornelia	AUT	100	50	150	- 10	
3	355050	WEIRATHER Tina	LIE	80	45	125	- 35	
4	205218	REBENSBURG Viktoria	GER	36	80	116	- 44	
5	516284	GISIN Michelle	SUI	32	60	92	- 68	
6	298323	GOGGIA Sofia	ITA	40	29	69	- 91	
7	537582	COOK Stacey	USA	24	40	64	- 96	
8	296472	FANCHINI Elena	ITA	50	11	61	- 99	
9	155763	LEDECKA Ester	CZE	20	36	56	- 104	
10	539536	WILES Jacqueline	USA	45	8	53	- 107	
11	516138	GUT Lara	SUI	29	16	45	- 115	
12	206668	WEIDLE Kira	GER	8	32	40	- 120	
13	296431	STUFFER Verena	ITA	12	22	34	- 126	
14	56198	SCHEYER Christine	AUT	22	10	32	- 128	
15	425929	MOWINCKEL Ragnhild	NOR	5	26	31	- 129	
16	6535455	JOHNSON Breezy	USA	26	-	26	- 134	
16	55947	VEITH Anna	AUT	10	16	26	- 134	
18	516185	HAEHLEN Joana	SUI	-	24	24	- 136	
19	55970	SCHMIDHOFER Nicole	AUT	9	13	22	- 138	
19	56177	VENIER Stephanie	AUT	16	6	22	- 138	
19	537544	VONN Lindsey	USA	-	22	22	- 138	
22	516248	FLURY Jasmine	SUI	14	7	21	- 139	
22	516319	SUTER Corinne	SUI	15	6	21	- 139	
24	56087	SIEBENHOFER Ramona	AUT	20	-	20	- 140	
25	245066	MIKLOS Edit	HUN	-	18	18	- 142	
25	206460	WENIG Michaela	GER	4	14	18	- 142	
27	296427	SCHNARF Johanna	ITA	13	4	17	- 143	
28	299466	DELAGO Nicol	ITA	11	2	13	- 147	
29	197383	GAUTHIER Tiffany	FRA	-	12	12	- 148	
30	296729	FANCHINI Nadia	ITA	-	9	9	- 151	
31	538685	MCKENNIS Alice	USA	7	-	7	- 153	
32	515997	FEIERABEND Denise	SUI	6	-	6	- 154	
33	197641	GAUCHE Laura	FRA	3	-	3	- 157	
33	56328	ORTLIEB Nina	AUT	-	3	3	- 157	
35	56088	TIPPLER Tamara	AUT	2	-	2	- 158	



2nd LADIES' DOWNHILL
DOWNHILL FIS WORLD CUP STANDINGS

1 DEC 2017 Lake Louise (CAN)
2 DEC 2017 Lake Louise (CAN)

Number of Competitors: 38

Rank	FIS Code	Name	NSA	1	2	WC-DH	Diff.
36	56336	DENGSCHERZ Dajana	AUT	-	1	1	- 159
36	426257	LIE Kajsa Vickhoff	NOR	-	1	1	- 159
36	516219	NUFER Priska	SUI	1	-	1	- 159

LEGEND

WC-DH World Cup points for Downhill **Diff.** Points Difference

02-12-2017 / Lake Louise (CAN) / 5012

Page 2/2

www.fis-ski.com

Generation Date: SAT 2 DEC 2017

Time: 15:14

Document: 25A 1.0



2nd LADIES' DOWNHILL
OVERALL FIS WORLD CUP STANDINGS

Number of Competitors: 92

Rank	FIS Code	Name	NSA	Points	DH 2 races	SL 2 races	GS 2 races	SG	AC
1	6535237	SHIFFRIN Mikaela	USA	465	160 (1)	180 (1)	125 (2)	-	-
2	205218	REBENSBURG Viktoria	GER	316	116 (4)	-	200 (1)	-	-
3	705423	VLHOVA Petra	SVK	221	-	180 (1)	41 (12)	-	-
4	56128	HUETTER Cornelia	AUT	150	150 (2)	-	-	-	-
5	505679	HANSDOTTER Frida	SWE	141	-	95 (3)	46 (8)	-	-
6	516284	GISIN Michelle	SUI	134	92 (5)	42 (13)	-	-	-
6	355050	WEIRATHER Tina	LIE	134	125 (3)	-	9 (31)	-	-
8	56217	BRUNNER Stephanie	AUT	132	-	32 (15)	100 (5)	-	-
9	296259	MOELGG Manuela	ITA	129	-	9 (33)	120 (3)	-	-
10	196928	WORLEY Tessa	FRA	120	-	-	120 (3)	-	-
11	516280	HOLDENER Wendy	SUI	112	-	60 (6)	52 (7)	-	-
12	56032	SCHILD Bernadette	AUT	102	-	60 (6)	42 (11)	-	-
13	425929	MOWINCKEL Ragnhild	NOR	91	31 (15)	-	60 (6)	-	-
14	298323	GOGGIA Sofia	ITA	85	69 (6)	-	16 (23)	-	-
15	506146	SWENN-LARSSON Anna	SWE	76	-	76 (4)	-	-	-
16	516528	MEILLARD Melanie	SUI	74	-	45 (9)	29 (17)	-	-
17	515997	FEIERABEND Denise	SUI	71	6 (32)	65 (5)	-	-	-
18	537582	COOK Stacey	USA	64	64 (7)	-	-	-	-
19	296472	FANCHINI Elena	ITA	61	61 (8)	-	-	-	-
20	155763	LEDECKA Ester	CZE	56	56 (9)	-	-	-	-
21	206355	DUERR Lena	GER	55	-	55 (8)	-	-	-
22	296509	CURTONI Irene	ITA	53	-	22 (21)	31 (16)	-	-
22	516138	GUT Lara	SUI	53	45 (11)	-	8 (32)	-	-
22	539536	WILES Jacqueline	USA	53	53 (10)	-	-	-	-
25	297601	BRIGNONE Federica	ITA	45	-	-	45 (9)	-	-
26	56367	GALLHUBER Katharina	AUT	44	-	44 (10)	-	-	-
26	565373	ROBNIK Tina	SLO	44	-	-	44 (10)	-	-
26	506341	WIKSTROEM Emelie	SWE	44	-	44 (10)	-	-	-
29	565401	BUCIK Ana	SLO	43	-	43 (12)	-	-	-
30	105269	GAGNON Marie-Michele	CAN	40	-	26 (18)	14 (24)	-	-
30	206668	WEIDLE Kira	GER	40	40 (12)	-	-	-	-
32	56199	KAPPAURER Elisabeth	AUT	38	-	-	38 (13)	-	-
33	296354	COSTAZZA Chiara	ITA	35	-	35 (14)	-	-	-
34	425771	HAYER-LOESETH Nina	NOR	34	-	20 (23)	14 (24)	-	-
34	426100	HOLTMANN Mina Fuerst	NOR	34	-	20 (23)	14 (24)	-	-
34	296431	STUFFER Verena	ITA	34	34 (13)	-	-	-	-
37	197616	ALPHAND Estelle	SWE	32	-	14 (28)	18 (22)	-	-



2nd LADIES' DOWNHILL
OVERALL FIS WORLD CUP STANDINGS

Number of Competitors: 92

Rank	FIS Code	Name	NSA	Points	DH 2 races	SL 2 races	GS 2 races	SG	AC
37	565268	DREV Ana	SLO	32	-	-	32 (14)	-	-
37	426187	LYSDAHL Kristin	NOR	32	-	-	32 (14)	-	-
37	56198	SCHEYER Christine	AUT	32	32 (14)	-	-	-	-
37	107427	ST-GERMAIN Laurence	CAN	32	-	32 (15)	-	-	-
42	506399	HECTOR Sara	SWE	29	-	-	29 (17)	-	-
42	206536	WALLNER Marina	GER	29	-	29 (17)	-	-	-
44	196725	BARIOZ Taina	FRA	26	-	-	26 (19)	-	-
44	6535455	JOHNSON Breezy	USA	26	26 (16)	-	-	-	-
44	55947	VEITH Anna	AUT	26	26 (16)	-	-	-	-
47	56174	HAASER Ricarda	AUT	24	-	-	24 (20)	-	-
47	516185	HAEHLEN Joana	SUI	24	24 (18)	-	-	-	-
47	55759	KIRCHGASSER Michaela	AUT	24	-	24 (19)	-	-	-
50	565320	FERK Marusa	SLO	23	-	23 (20)	-	-	-
51	299276	BASSINO Marta	ITA	22	-	-	22 (21)	-	-
51	56253	HUBER Katharina	AUT	22	-	22 (21)	-	-	-
51	55970	SCHMIDHOFER Nicole	AUT	22	22 (19)	-	-	-	-
51	56177	VENIER Stephanie	AUT	22	22 (19)	-	-	-	-
51	537544	VONN Lindsey	USA	22	22 (19)	-	-	-	-
56	516248	FLURY Jasmine	SUI	21	21 (22)	-	-	-	-
56	516319	SUTER Corinne	SUI	21	21 (22)	-	-	-	-
58	56087	SIEBENHOFER Ramona	AUT	20	20 (24)	-	-	-	-
58	537772	STIEGLER Resi	USA	20	-	20 (23)	-	-	-
60	245066	MIKLOS Edit	HUN	18	18 (25)	-	-	-	-
60	55977	THALMANN Carmen	AUT	18	-	7 (34)	11 (29)	-	-
60	206460	WENIG Michaela	GER	18	18 (25)	-	-	-	-
63	196806	NOENS Nastasia	FRA	17	-	17 (26)	-	-	-
63	296427	SCHNARF Johanna	ITA	17	17 (27)	-	-	-	-
65	56388	LIENSBERGER Katharina	AUT	16	-	16 (27)	-	-	-
65	206487	WIESLER Maren	GER	16	-	11 (31)	5 (37)	-	-
67	425981	SKJOELD Maren	NOR	14	-	14 (28)	-	-	-
68	299466	DELAGO Nicol	ITA	13	13 (28)	-	-	-	-
68	206279	GEIGER Christina	GER	13	-	13 (30)	-	-	-
68	56315	TRUPPE Katharina	AUT	13	-	-	13 (27)	-	-
71	197383	GAUTHIER Tiffany	FRA	12	12 (29)	-	-	-	-
71	299624	PIROVANO Laura	ITA	12	-	-	12 (28)	-	-
73	197319	BAUD MUGNIER Adeline	FRA	11	-	11 (31)	-	-	-
74	225525	TILLEY Alex	GBR	10	-	-	10 (30)	-	-
75	296729	FANCHINI Nadia	ITA	9	9 (30)	-	-	-	-
76	425921	HAUGEN Kristine Gjelsten	NOR	8	-	-	8 (32)	-	-
77	565471	HROVAT Meta	SLO	7	-	-	7 (34)	-	-
77	538685	MCKENNIS Alice	USA	7	7 (31)	-	-	-	-
79	307493	ANDO Asa	JPN	6	-	-	6 (35)	-	-
79	405138	JELINKOVA Adriana	NED	6	-	-	6 (35)	-	-
81	55898	BREM Eva-Maria	AUT	4	-	-	4 (38)	-	-
81	297910	CURTONI Elena	ITA	4	-	-	4 (38)	-	-
81	106961	MIELZYNSKI Erin	CAN	4	-	4 (35)	-	-	-
84	197641	GAUCHE Laura	FRA	3	3 (33)	-	-	-	-

02-12-2017 / Lake Louise (CAN) / 5012

Page 2/3

www.fis-ski.com

Generation Date: SAT 2 DEC 2017

Time: 15:14

Document: 25B 1.0



2nd LADIES' DOWNHILL
OVERALL FIS WORLD CUP STANDINGS

Number of Competitors: 92

Rank	FIS Code	Name	NSA	Points	DH 2 races	SL 2 races	GS 2 races	SG	AC
84	56328	ORTLIEB Nina	AUT	3	3 (33)	-	-	-	-
86	155728	DUBOVSKA Martina	CZE	2	-	2 (36)	-	-	-
86	538284	MCJAMES Megan	USA	2	-	-	2 (40)	-	-
86	56088	TIPPLER Tamara	AUT	2	2 (35)	-	-	-	-
89	56336	DENGSCHERZ Dajana	AUT	1	1 (36)	-	-	-	-
89	426257	LIE Kajsa Vickhoff	NOR	1	1 (36)	-	-	-	-
89	516219	NUFER Priska	SUI	1	1 (36)	-	-	-	-
89	516268	WILD Simone	SUI	1	-	-	1 (41)	-	-

LEGEND

AC Alpine Combined points **DH** Downhill points **SG** Super-G points **Points** Overall points **SL** Slalom points
GS Giant Slalom points



2nd LADIES' DOWNHILL
LADIES FIS NATION CUP

Number of Nations: 17

Rank	NSA		Points	Diff.	DH	SL	GS	SG	AC	TE
1	AUT	Austria	715		278	205	232	-	-	-
2	USA	United States of America	659	- 56	332	200	127	-	-	-
3	ITA	Italy	519	- 196	203	66	250	-	-	-
4	SUI	Switzerland	512	- 203	210	212	90	-	-	-
5	GER	Germany	487	- 228	174	108	205	-	-	-
6	SWE	Sweden	322	- 393	-	229	93	-	-	-
7	SVK	Slovakia	221	- 494	-	180	41	-	-	-
8	NOR	Norway	214	- 501	32	54	128	-	-	-
9	FRA	France	189	- 526	15	28	146	-	-	-
10	SLO	Slovenia	149	- 566	-	66	83	-	-	-
11	LIE	Liechtenstein	134	- 581	125	-	9	-	-	-
12	CAN	Canada	76	- 639	-	62	14	-	-	-
13	CZE	Czech Republic	58	- 657	56	2	-	-	-	-
14	HUN	Hungary	18	- 697	18	-	-	-	-	-
15	GBR	Great Britain	10	- 705	-	-	10	-	-	-
16	NED	Netherlands	6	- 709	-	-	6	-	-	-
16	JPN	Japan	6	- 709	-	-	6	-	-	-

2nd LADIES' DOWNHILL
FIS OVERALL NATION CUP

Number of Nations: 18

Rk	NSA	Overall+TE			DH Points			SL Points			GS Points			SG Points			AC Points		
		M+W	M	W	M+W	M	W	M+W	M	W	M+W	M	W	M+W	M	W	M+W	M	W
1	AUT	1461	746	715	560	282	278	268	63	205	232	-	232	401	401	-	-	-	-
2	SUI	1087	575	512	489	279	210	397	185	212	90	-	90	111	111	-	-	-	-
3	NOR	1037	823	214	337	305	32	186	132	54	128	-	128	386	386	-	-	-	-
4	ITA	922	403	519	389	186	203	108	42	66	250	-	250	175	175	-	-	-	-
5	GER	864	377	487	311	137	174	224	116	108	205	-	205	124	124	-	-	-	-
6	USA	749	90	659	361	29	332	208	8	200	127	-	127	53	53	-	-	-	-
7	FRA	558	369	189	176	161	15	116	88	28	146	-	146	120	120	-	-	-	-
8	SWE	382	60	322	-	-	-	289	60	229	93	-	93	-	-	-	-	-	-
9	SVK	221	-	221	-	-	-	180	-	180	41	-	41	-	-	-	-	-	-
10	SLO	199	50	149	12	12	-	66	-	66	83	-	83	38	38	-	-	-	-
11	CAN	165	89	76	43	43	-	72	10	62	14	-	14	36	36	-	-	-	-
12	LIE	134	-	134	125	-	125	-	-	-	9	-	9	-	-	-	-	-	-
13	CZE	58	-	58	56	-	56	2	-	2	-	-	-	-	-	-	-	-	-
14	HUN	18	-	18	18	-	18	-	-	-	-	-	-	-	-	-	-	-	-
15	GBR	10	-	10	-	-	-	-	-	-	10	-	10	-	-	-	-	-	-
16	NED	6	-	6	-	-	-	-	-	-	6	-	6	-	-	-	-	-	-
16	JPN	6	-	6	-	-	-	-	-	-	6	-	6	-	-	-	-	-	-
18	FIN	5	5	-	5	5	-	-	-	-	-	-	-	-	-	-	-	-	-



AFTER 2nd LADIES' DOWNHILL
MANUFACTURERS STANDINGS LADIES

Number of Manufacturers: 6

Rank	Manufacturer	Points	Diff.	DH	SL	GS	SG	AC
1	Head	625		275	210	140	-	-
2	Rossignol	590	- 35	105	320	165	-	-
3	Atomic	505	- 120	200	180	125	-	-
4	Stoeckli	320	- 305	120	-	200	-	-
5	Dynastar	170	- 455	50	-	120	-	-
6	Voelkl	40	- 585	-	40	-	-	-

AFTER 2nd LADIES' DOWNHILL
MANUFACTURERS STANDINGS OVERALL

Number of Manufacturers: 9

Rk	Manuf.	Overall			DH Points			SL Points			GS Points			SG Points			AC Points		
		M+W	M	W	M+W	M	W	M+W	M	W	M+W	M	W	M+W	M	W	M+W	M	W
1	Head	1580	955	625	780	505	275	210	-	210	140	-	140	450	450	-	-	-	-
2	Rossignol	860	270	590	215	110	105	440	120	320	165	-	165	40	40	-	-	-	-
3	Atomic	695	190	505	250	50	200	240	60	180	125	-	125	80	80	-	-	-	-
4	Stoekli	320	-	320	120	-	120	-	-	-	200	-	200	-	-	-	-	-	-
5	Fischer	190	190	-	40	40	-	50	50	-	-	-	-	100	100	-	-	-	-
6	Dynastar	170	-	170	50	-	50	-	-	-	120	-	120	-	-	-	-	-	-
6	Salomon	170	170	-	-	-	-	50	50	-	-	-	-	120	120	-	-	-	-
8	Nordica	145	145	-	45	45	-	100	100	-	-	-	-	-	-	-	-	-	-
9	Voelkl	40	-	40	-	-	-	40	-	40	-	-	-	-	-	-	-	-	-