



## AUDI FIS SKI WORLD CUP 2017/18

### Lake Louise (CAN)



1st LADIES' DOWNHILL

## ALPHABETICAL LIST OF COMPETITORS TRAINING 1

Number of Competitors: 60, Number of NSA: 16


NSA	FIS Code	Name	FIS Points (16th of November 2017 - List 6)									
			DH	SL	GS	SG	AC					
<b>AUS</b> (1)	45331	<b>SMALL Greta</b>	38.77	(127)	23.42	(187)	19.73	(175)	31.72	(155)	42.69	(103)
<b>AUT</b> (11)	56258	<b>AGER Christina</b>	15.92	(40)	34.22	(324)	24.09	(239)	18.89	(69)	19.11	(38)
	56336	<b>DENGSCHERZ Dajana</b>	19.02	(52)	88.10	(1347)	25.39	(264)	15.49	(50)	44.26	(113)
	56174	<b>HAASER Ricarda</b>	20.29	(56)	8.45	(47)	5.84	(27)	5.38	(21)	4.70	(13)
	56128	<b>HUETTER Cornelia</b>	4.23	(8)	712.89	(2921)	51.28	(786)	3.19	(7)	28.96	(56)
	56328	<b>ORTLIEB Nina</b>	24.14	(70)	110.69	(1708)	17.50	(141)	17.24	(60)	44.80	(116)
	56198	<b>SCHEYER Christine</b>	4.31	(11)	48.92	(577)	25.23	(261)	4.81	(14)	5.47	(19)
	55970	<b>SCHMIDHOFER Nicole</b>	4.57	(12)	874.31	(2937)	67.26	(1099)	2.24	(4)	418.41	(997)
	56087	<b>SIEBENHOFER Ramona</b>	5.07	(18)	55.80	(732)	22.64	(217)	28.40	(136)	5.37	(17)
	56088	<b>TIPPLER Tamara</b>	5.41	(24)	361.94	(2820)	77.28	(1304)	19.26	(72)	156.87	(585)
	55947	<b>VEITH Anna</b>	4.57	(12)	30.78	(276)	6.00	(31)	5.43	(23)	4.21	(9)
56177	<b>VENIER Stephanie</b>	4.30	(10)	83.24	(1266)	79.19	(1336)	2.87	(6)	37.47	(87)	
<b>CAN</b> (5)	107697	<b>FLECKENSTEIN Stefanie</b>	43.28	(142)	26.92	(223)	19.25	(166)	23.93	(96)	49.24	(131)
	105269	<b>GAGNON Marie-Michele</b>	25.66	(76)	5.42	(19)	5.33	(18)	12.61	(38)	3.00	(6)
	107613	<b>GRENIER Valerie</b>	23.71	(69)	31.44	(284)	14.66	(104)	27.50	(128)	5.99	(29)
	107583	<b>REMME Roni</b>	48.94	(161)	17.66	(118)	14.15	(93)	21.35	(83)	106.87	(397)
	107532	<b>TOMMY Mikaela</b>	57.32	(187)	20.25	(152)	8.00	(44)	18.20	(66)	42.32	(101)
<b>CRO</b> (1)	385096	<b>POPOVIC Leona</b>	63.45	(208)	18.08	(124)	11.49	(70)	25.98	(114)	5.91	(27)
<b>CZE</b> (2)	155563	<b>KRIZOVA Klara</b>	31.00	(95)	157.94	(2229)	64.08	(1039)	16.15	(56)	48.07	(128)
	155763	<b>LEDECKA Ester</b>	23.08	(63)	26.07	(208)	19.67	(173)	25.67	(109)	29.33	(58)
<b>FRA</b> (5)	197641	<b>GAUCHE Laura</b>	35.91	(111)	73.00	(1057)	25.85	(275)	15.84	(53)	43.03	(104)
	197383	<b>GAUTHIER Tiffany</b>	19.47	(53)	82.61	(1256)	18.92	(162)	5.77	(27)	69.66	(212)
	197497	<b>MIRADOLI Romane</b>	18.42	(48)	42.81	(462)	15.09	(111)	8.50	(35)	22.77	(43)
	197295	<b>PIOT Jennifer</b>	23.09	(65)	314.15	(2758)	36.07	(458)	25.20	(103)	47.19	(123)
	196928	<b>WORLEY Tessa</b>	40.63	(132)	47.29	(548)	0.00	(1)	4.04	(11)	24.71	(49)
<b>GER</b> (4)	206652	<b>PFISTER Meike</b>	21.59	(59)	71.15	(1017)	25.32	(262)	20.50	(76)	33.48	(70)
	205218	<b>REBENBURG Viktoria</b>	4.22	(7)	381.78	(2829)	3.65	(5)	3.99	(10)	120.06	(455)
	206668	<b>WEIDLE Kira</b>	25.22	(72)	146.42	(2130)	30.92	(366)	31.50	(154)	45.95	(118)
	206460	<b>WENIG Michaela</b>	17.38	(43)	81.90	(1246)	31.55	(380)	16.30	(57)	33.68	(71)



**ALPHABETICAL LIST OF COMPETITORS TRAINING 1**

Number of Competitors: 60, Number of NSA: 16

NSA	FIS Code	Name	FIS Points (16th of November 2017 - List 6)									
			DH	SL	GS	SG	AC					
<b>HUN</b> (1)	245066	<b>MIKLOS Edit</b>	4.88	(15)	262.64	(2660)	97.27	(1639)	29.98	(141)	125.66	(480)
<b>ITA</b> (8)	299466	<b>DELAGO Nicol</b>	19.65	(54)	98.54	(1530)	47.41	(704)	31.09	(151)	40.72	(95)
	296472	<b>FANCHINI Elena</b>	5.17	(20)	999.00	(2943)	135.35	(2060)	33.43	(167)	69.51	(211)
	296729	<b>FANCHINI Nadia</b>	4.57	(12)	132.66	(1994)	11.32	(65)	5.11	(19)	649.00	(1084)
	298323	<b>GOGGIA Sofia</b>	1.75	(2)	62.87	(869)	3.07	(3)	3.19	(7)	4.23	(11)
	297195	<b>HOFER Anna</b>	27.10	(83)	206.54	(2496)	15.98	(121)	13.34	(42)	40.00	(92)
	296427	<b>SCHNARF Johanna</b>	4.23	(8)	89.01	(1364)	68.12	(1118)	5.41	(22)	26.42	(50)
	298767	<b>SOSIO Federica</b>	26.03	(79)	15.06	(86)	63.08	(1017)	26.27	(115)	5.94	(28)
	296431	<b>STUFFER Verena</b>	5.57	(26)	999.00	(2943)	226.40	(2554)	25.52	(106)	140.79	(529)
<b>LIE</b> (1)	355050	<b>WEIRATHER Tina</b>	3.88	(5)	327.45	(2783)	5.31	(16)	0.00	(1)	44.15	(110)
<b>MON</b> (1)	375018	<b>COLETTI Alexandra</b>	27.98	(87)	999.00	(2943)	122.21	(1927)	17.53	(64)	57.71	(161)
<b>NOR</b> (3)	426257	<b>LIE Kajsa Vickhoff</b>	29.42	(91)	16.99	(109)	25.60	(269)	14.09	(45)	35.73	(78)
	425929	<b>MOWINCKEL Ragnhild</b>	5.99	(30)	54.17	(693)	4.85	(12)	4.95	(17)	4.21	(9)
	426043	<b>TVIBERG Maria Therese</b>	18.42	(48)	18.42	(129)	16.52	(129)	5.99	(29)	4.80	(14)
<b>NZL</b> (1)	415213	<b>WILLINGER Georgia</b>	50.27	(164)	45.61	(510)	39.98	(560)	55.41	(342)	-	
<b>SLO</b> (1)	565320	<b>FERK Marusa</b>	23.26	(67)	5.99	(30)	13.01	(86)	21.02	(78)	4.05	(8)
<b>SUI</b> (7)	515997	<b>FEIERABEND Denise</b>	18.68	(51)	5.58	(23)	39.69	(552)	39.65	(227)	4.39	(12)
	516248	<b>FLURY Jasmine</b>	5.32	(23)	200.63	(2471)	24.37	(245)	5.64	(25)	73.22	(234)
	516284	<b>GISIN Michelle</b>	5.61	(27)	5.30	(16)	19.64	(172)	27.24	(125)	1.86	(4)
	516138	<b>GUT Lara</b>	3.15	(3)	47.00	(540)	3.85	(8)	1.98	(3)	6.00	(32)
	516185	<b>HAEHLEN Joana</b>	22.69	(62)	161.33	(2252)	38.03	(510)	5.43	(23)	46.60	(121)
	516219	<b>NUFER Priska</b>	22.23	(60)	101.64	(1576)	30.22	(355)	20.70	(77)	29.24	(57)
	516319	<b>SUTER Corinne</b>	5.22	(21)	213.78	(2532)	23.59	(228)	4.72	(13)	30.55	(63)
<b>USA</b> (8)	537582	<b>COOK Stacey</b>	5.08	(19)	435.78	(2853)	46.64	(691)	7.86	(33)	46.01	(119)
	6535455	<b>JOHNSON Breezy</b>	5.25	(22)	80.82	(1223)	55.35	(872)	24.84	(100)	124.89	(474)
	538685	<b>MCKENNIS Aleece</b>	17.96	(44)	767.61	(2927)	106.50	(1756)	14.58	(48)	96.55	(356)
	6535600	<b>MERRYWEATHER Alice</b>	20.74	(58)	38.46	(398)	22.16	(210)	18.17	(65)	58.12	(166)
	538573	<b>ROSS Laurene</b>	4.19	(6)	322.91	(2775)	57.23	(910)	4.91	(15)	5.53	(21)
	6535237	<b>SHIFFRIN Mikaela</b>	22.53	(61)	0.00	(1)	1.08	(2)	5.70	(26)	4.03	(7)
	537544	<b>VONN Lindsey</b>	3.34	(4)	56.15	(739)	9.84	(56)	4.91	(15)	5.45	(18)
	539536	<b>WILES Jacqueline</b>	5.01	(17)	58.80	(786)	87.74	(1496)	13.73	(44)	49.57	(132)




**AUDI FIS SKI WORLD CUP 2017/18**

**Lake Louise (CAN)**

1st LADIES' DOWNHILL

TUE 28 NOV 2017

Start Time: 12:00


**DRAW LIST BY POINTS TRAINING 1**

 Number of Competitors: 60, Number of NSA: 16    Ranked 120 in the FIS List: **JAY MARCHAND. M.**    FIS Pts: **37.29**

No.	FIS Code	Name	NSA	WCSL-DH	WCSL-O	FIS-DH
1	298323	GOGGIA Sofia	ITA	510 (2)	1256 (3)	1.75 (1)
2	516138	GUT Lara	SUI	360 (3)	1018 (4)	3.15 (2)
3	537544	VONN Lindsey	USA	340 (4)	516 (15)	3.34 (3)
4	355050	WEIRATHER Tina	LIE	282 (5)	939 (7)	3.88 (4)
5	538573	ROSS Laurene	USA	249 (6)	422 (20)	4.19 (5)
6	205218	REBENSBURG Viktoria	GER	245 (7)	870 (8)	4.22 (6)
7	56128	HUETTER Cornelia	AUT	244 (8)	523 (14)	4.23 (8)
8	296427	SCHNARF Johanna	ITA	244 (8)	352 (32)	4.23 (7)
9	56177	VENIER Stephanie	AUT	237 (10)	550 (11)	4.30 (9)
10	56198	SCHEYER Christine	AUT	236 (11)	419 (22)	4.31 (10)
11	55970	SCHMIDHOFER Nicole	AUT	208 (12)	548 (12)	4.57 (13)
12	55947	VEITH Anna	AUT	208 (12)	397 (25)	4.57 (12)
13	296729	FANCHINI Nadia	ITA	208 (12)	361 (31)	4.57 (11)
14	245066	MIKLOS Edit	HUN	175 (15)	198 (47)	4.88 (14)
15	539536	WILES Jacqueline	USA	161 (17)	198 (47)	5.01 (15)
16	56087	SIEBENHOFER Ramona	AUT	154 (18)	241 (41)	5.07 (16)
17	537582	COOK Stacey	USA	153 (19)	163 (54)	5.08 (17)
18	296472	FANCHINI Elena	ITA	144 (20)	152 (57)	5.17 (18)
19	516319	SUTER Corinne	SUI	138 (21)	296 (37)	5.22 (19)
20	6535455	JOHNSON Breezy	USA	135 (22)	162 (55)	5.25 (20)
21	516248	FLURY Jasmine	SUI	128 (23)	202 (46)	5.32 (21)
22	56088	TIPPLER Tamara	AUT	118 (24)	130 (64)	5.41 (22)
23	296431	STUFFER Verena	ITA	101 (26)	115 (68)	5.57 (23)
24	516284	GISIN Michelle	SUI	97 (27)	450 (18)	5.61 (24)
25	425929	MOWINCKEL Ragnhild	NOR	56 (30)	487 (16)	5.99 (25)
26	426043	TVIBERG Maria Therese	NOR	51 (32)	168 (51)	18.42 (30)
27	516219	NUFER Priska	SUI	42 (33)	110 (70)	22.23 (38)
28	538685	MCKENNIS Alice	USA	40 (34)	51 (86)	17.96 (28)
29	155763	LEDECKA Ester	CZE	37 (35)	61 (83)	23.08 (41)
30	56174	HAASER Ricarda	AUT	36 (37)	308 (35)	20.29 (35)
31	+500 6535237	SHIFFRIN Mikaela	USA	33 (38)	1724 (1)	22.53 (39)
32	+500 196928	WORLEY Tessa	FRA	-	965 (6)	> 40.63 (55)
33	56258	AGER Christina	AUT	3 (52)	3 (138)	15.92 (26)
34	206460	WENIG Michaela	GER	24 (42)	24 (104)	17.38 (27)
35	197497	MIRADOLI Romane	FRA	7 (47)	59 (84)	18.42 (29)
36	515997	FEIERABEND Denise	SUI	13 (46)	249 (40)	18.68 (31)

**DRAW LIST BY POINTS TRAINING 1**

**Number of Competitors: 60, Number of NSA: 16    Ranked 120 in the FIS List:    JAY MARCHAND. M.    FIS Pts: 37.29**

No.	FIS Code	Name	NSA	WCSL-DH	WCSL-O	FIS-DH
37	56336	DENGSCHERZ Dajana	AUT	-	-	19.02 (32)
38	197383	GAUTHIER Tiffany	FRA	17 (45)	81 (80)	19.47 (33)
39	299466	DELAGO Nicol	ITA	32 (39)	50 (88)	19.65 (34)
40	6535600	MERRYWEATHER Alice	USA	-	-	20.74 (36)
41	206652	PFISTER Meike	GER	-	-	21.59 (37)
42	516185	HAEHLEN Joana	SUI	30 (40)	135 (63)	22.69 (40)
43	197295	PIOT Jennifer	FRA	7 (47)	7 (122)	23.09 (42)
44	565320	FERK Marusa	SLO	5 (50)	161 (56)	23.26 (43)
45	107613	GRENIER Valerie	CAN	20 (43)	91 (77)	23.71 (44)
46	56328	ORTLIEB Nina	AUT	-	-	24.14 (45)
47	206668	WEIDLE Kira	GER	4 (51)	18 (111)	25.22 (46)
48	105269	GAGNON Marie-Michele	CAN	-	439 (19)	25.66 (47)
49	298767	SOSIO Federica	ITA	-	26 (102)	26.03 (48)
50	297195	HOFER Anna	ITA	-	4 (134)	27.10 (49)
51	375018	COLETTI Alexandra	MON	7 (47)	7 (122)	27.98 (50)
52	426257	LIE Kajsa Vickhoff	NOR	-	-	29.42 (51)
53	155563	KRIZOVA Klara	CZE	-	-	31.00 (52)
54	197641	GAUCHE Laura	FRA	-	19 (110)	35.91 (53)
55	45331	SMALL Greta	AUS	-	-	> 38.77 (54)
56	107697	FLECKENSTEIN Stefanie	CAN	-	-	> 43.28 (56)
57	107583	REMME Roni	CAN	-	-	> 48.94 (57)
58	415213	WILLINGER Georgia	NZL	-	-	> 50.27 (58)
59	107532	TOMMY Mikaela	CAN	-	3 (138)	> 57.32 (59)
60	385096	POPOVIC Leona	CRO	-	27 (101)	> 63.45 (60)

<b>LEGEND</b>			
<b>+500</b>	More than 500 points on WCSL-O after 15th place or after 30th place	<b>WCSL-O</b>	Overall WCSL points
<b>WCSL-DH</b>	World Cup Start List points for Downhill	<b>No.</b>	Control Number
<b>FIS-DH</b>	FIS points for Downhill		





## AUDI FIS SKI WORLD CUP 2017/18

### Lake Louise (CAN)



### 1st LADIES' DOWNHILL START LIST TRAINING 1

TUE 28 NOV 2017  
Start Time: 12:00

Jury			Technical Data	
<b>TD FIS</b>	Jenna GINSBERG	USA	<b>Course Name</b>	Men's Olympic / East Summit
<b>Referee</b>	Atle SKAARDAL	FIS	<b>Start Altitude</b>	2476 m
<b>Assistant Referee</b>	Jean-Philippe VULLIET	FIS	<b>Finish Altitude</b>	1680 m
<b>Chief of Race</b>	Jim BREWINGTON	CAN	<b>Vertical Drop</b>	796 m
			<b>Course Length</b>	
			<b>Homologation Number</b>	12177/11/16

#### Race Information

<b>Course Setter</b>	Jean-Philippe VULLIET	FIS		
<b>Number of Gates</b>				
<b>Start Time</b>	12:00			
<b>Forerunners</b>	A - Adrien GRABINSKI	CAN	D - Will KING	CAN
	B - Carson COOK	CAN	E - Jake MEALEY	CAN
	C - Sam WALL	CAN	F - Andrew WILSON	CAN

**Number of Competitors: 60, Number of NSA: 16**

Bib	FIS Code	Name	Year of Birth	Nation	Time	Ski
1	298323	GOGGIA Sofia	1992	ITA	_____	Atomic
2	537582	COOK Stacey	1984	USA	_____	Stoeckli
3	56177	VENIER Stephanie	1993	AUT	_____	Atomic
4	245066	MIKLOS Edit	1988	HUN	_____	Head
5	516138	GUT Lara	1991	SUI	_____	Head
6	56087	SIEBENHOFER Ramona	1991	AUT	_____	Fischer
7	56128	HUETTER Cornelia	1992	AUT	_____	Head
8	539536	WILES Jacqueline	1992	USA	_____	Rossignol
9	205218	REBENSBURG Viktoria	1989	GER	_____	Stoeckli
10	296472	FANCHINI Elena	1985	ITA	_____	Dynastar
11	355050	WEIRATHER Tina	1989	LIE	_____	Head
12	6535455	JOHNSON Breezy	1996	USA	_____	Atomic
13	537544	VONN Lindsey	1984	USA	_____	Head
14	55970	SCHMIDHOFER Nicole	1989	AUT	_____	Fischer
15	538573	ROSS Laurene	1988	USA	_____	Voelkl
16	516319	SUTER Corinne	1994	SUI	_____	Head
17	296427	SCHNARF Johanna	1984	ITA	_____	Fischer
18	55947	VEITH Anna	1989	AUT	_____	Head
19	56198	SCHEYER Christine	1994	AUT	_____	Head
20	296729	FANCHINI Nadia	1986	ITA	_____	Dynastar
21	516284	GISIN Michelle	1993	SUI	_____	Rossignol
22	56174	HAASER Ricarda	1993	AUT	_____	Fischer
23	538685	MCKENNIS Alice	1989	USA	_____	Head

28-11-2017 / Lake Louise (CAN) / 5225

Page 1/2

Data Processing by LONGINES

[www.fis-ski.com](http://www.fis-ski.com)

LONGINES Timing

Generation Date: MON 27 NOV 2017

Time: 20:53

Document: 51A 1.0



Number of Competitors: 60, Number of NSA: 16

Bib	FIS Code	Name	Year of Birth	Nation	Time	Ski
24	296431	STUFFER Verena	1984	ITA		Fischer
25	155763	LEDECKA Ester	1995	CZE		Atomic
26	426043	TVIBERG Maria Therese	1994	NOR		Head
27	516248	FLURY Jasmine	1993	SUI		Stoeckli
28	56088	TIPPLER Tamara	1991	AUT		Voelkl
29	425929	MOWINCKEL Ragnhild	1992	NOR		Head
30	516219	NUFER Priska	1992	SUI		Dynastar
31	6535237	SHIFFRIN Mikaela	1995	USA		Atomic
32	196928	WORLEY Tessa	1989	FRA		Rossignol
33	56258	AGER Christina	1995	AUT		Atomic
34	206460	WENIG Michaela	1992	GER		Voelkl
35	197497	MIRADOLI Romane	1994	FRA		Dynastar
36	515997	FEIERABEND Denise	1989	SUI		Head
37	56336	DENGSCHERZ Dajana	1996	AUT		Head
38	197383	GAUTHIER Tiffany	1993	FRA		Rossignol
39	299466	DELAGO Nicol	1996	ITA		Atomic
40	6535600	MERRYWEATHER Alice	1996	USA		Rossignol
41	206652	PFISTER Meike	1996	GER		Rossignol
42	516185	HAEHLEN Joana	1992	SUI		Voelkl
43	197295	PIOT Jennifer	1992	FRA		Rossignol
44	565320	FERK Marusa	1988	SLO		Stoeckli
45	107613	GRENIER Valerie	1996	CAN		Rossignol
46	56328	ORTLIEB Nina	1996	AUT		Head
47	206668	WEIDLE Kira	1996	GER		Rossignol
48	105269	GAGNON Marie-Michele	1989	CAN		Rossignol
49	298767	SOSIO Federica	1994	ITA		Fischer
50	297195	HOFER Anna	1988	ITA		Atomic
51	375018	COLETTI Alexandra	1983	MON		Head
52	426257	LIE Kajsia Vickhoff	1998	NOR		Rossignol
53	155563	KRIZOVA Klara	1989	CZE		Voelkl
54	197641	GAUCHE Laura	1995	FRA		Salomon
55	45331	SMALL Greta	1995	AUS		Atomic
56	107697	FLECKENSTEIN Stefanie	1997	CAN		Rossignol
57	107583	REMME Roni	1996	CAN		Head
58	415213	WILLINGER Georgia	1997	NZL		
59	107532	TOMMY Mikaela	1995	CAN		Dynastar
60	385096	POPOVIC Leona	1997	CRO		Fischer





## AUDI FIS SKI WORLD CUP 2017/18

### Lake Louise (CAN)



### 1st LADIES' DOWNHILL RESULTS TRAINING 1 BY RANK

TUE 28 NOV 2017  
Start Time: 12:00

Jury			Technical Data	
<b>TD FIS</b>	Jenna GINSBERG	USA	<b>Course Name</b>	Men's Olympic / East Summit
<b>Referee</b>	Atle SKAARDAL	FIS	<b>Start Altitude</b>	2476 m
<b>Assistant Referee</b>	Jean-Philippe VULLIET	FIS	<b>Finish Altitude</b>	1680 m
<b>Chief of Race</b>	Jim BREWINGTON	CAN	<b>Vertical Drop</b>	796 m
			<b>Course Length</b>	3070 m
			<b>Homologation Number</b>	12177/11/16


#### Race Information

<b>Course Setter</b>	Jean-Philippe VULLIET	FIS		
<b>Number of Gates</b>	42			
<b>Start Time</b>	12:00			
<b>Forerunners</b>	A - Adrien GRABINSKI	CAN	D - Will KING	CAN
	B - Carson COOK	CAN	E - Jake MEALEY	CAN
	C - Sam WALL	CAN	F - Andrew WILSON	CAN

**Number of Competitors: 60, Number of NSA: 16**

Rank	Bib	FIS Code	Name	Year of Birth	Nation	Time	Diff.	Dist. (m)	Ski
1	11	355050	<b>WEIRATHER Tina</b>	1989	LIE	1:51.41			Head
2	10	296472	<b>FANCHINI Elena</b>	1985	ITA	1:51.43	0.02	0.55	Dynastar
3	1	298323	<b>GOGGIA Sofia</b>	1992	ITA	1:51.44	0.03	0.83	Atomic
4	9	205218	<b>REBENBURG Viktoria</b>	1989	GER	1:51.54	0.13	3.58	Stoekli
5	17	296427	<b>SCHNARF Johanna</b>	1984	ITA	1:51.55	0.14	3.85	Fischer
6	5	516138	<b>GUT Lara</b>	1991	SUI	1:51.58	0.17	4.68	Head
7	12	6535455	<b>JOHNSON Breezy</b>	1996	USA	1:51.66	0.25	6.87	Atomic
8	13	537544	<b>VONN Lindsey</b>	1984	USA	1:51.71	0.30	8.24	Head
9	2	537582	<b>COOK Stacey</b>	1984	USA	1:51.89	0.48	13.17	Stoekli
10	24	296431	<b>STUFFER Verena</b>	1984	ITA	1:52.04	0.63	17.26	Fischer
10	8	539536	<b>WILES Jacqueline</b>	1992	USA	1:52.04	0.63	17.26	Rosignol
12	37	56336	<b>DENGSCHERZ Dajana</b>	1996	AUT	1:52.07	0.66	18.08	Head
13	42	516185	<b>HAEHLEN Joana</b>	1992	SUI	1:52.32	0.91	24.87	Voelkl
14	34	206460	<b>WENIG Michaela</b>	1992	GER	1:52.37	0.96	26.23	Voelkl
15	19	56198	<b>SCHEYER Christine</b>	1994	AUT	1:52.45	1.04	28.39	Head
16	7	56128	<b>HUETTER Cornelia</b>	1992	AUT	1:52.47	1.06	28.93	Head
17	25	155763	<b>LEDECKA Ester</b>	1995	CZE	1:52.59	1.18	32.18	Atomic
18 *	3	56177	<b>VENIER Stephanie</b>	1993	AUT	1:52.61	1.20	32.71	Atomic
19	16	516319	<b>SUTER Corinne</b>	1994	SUI	1:52.65	1.24	33.79	Head
20	31	6535237	<b>SHIFFRIN Mikaela</b>	1995	USA	1:52.74	1.33	36.22	Atomic

#892 \_\_\_\_\_




Number of Competitors: 60, Number of NSA: 16

Rank	Bib	FIS Code	Name	Year of Birth	Nation	Time	Diff.	Dist. (m)	Ski
21	18	55947	VEITH Anna	1989	AUT	1:52.77	1.36	37.02	Head
22	14	55970	SCHMIDHOFER Nicole	1989	AUT	1:52.87	1.46	39.71	Fischer
23	43	197295	PIOT Jennifer	1992	FRA	1:53.31	1.90	51.48	Rossignol
24	6	56087	SIEBENHOFER Ramona	1991	AUT	1:53.45	2.04	55.20	Fischer
25	48	105269	GAGNON Marie-Michele	1989	CAN	1:53.55	2.14	57.86	Rossignol
26	* 20	296729	FANCHINI Nadia	1986	ITA	1:53.68	2.27	61.30	Dynastar
27	51	375018	COLETTI Alexandra	1983	MON	1:53.72	2.31	62.36	Head
27	47	206668	WEIDLE Kira	1996	GER	1:53.72	2.31	62.36	Rossignol
29	23	538685	MCKENNIS Alice	1989	USA	1:53.74	2.33	62.89	Head
30	33	56258	AGER Christina	1995	AUT	1:53.91	2.50	67.38	Atomic
31	* 27	516248	FLURY Jasmine	1993	SUI	1:53.92	2.51	67.64	Stoekli
32	40	6535600	MERRYWEATHER Alice	1996	USA	1:54.09	2.68	72.11	Rossignol
33	35	197497	MIRADOLI Romane	1994	FRA	1:54.12	2.71	72.90	Dynastar
34	4	245066	MIKLOS Edit	1988	HUN	1:54.36	2.95	79.19	Head
35	21	516284	GISIN Michelle	1993	SUI	1:54.47	3.06	82.07	Rossignol
36	30	516219	NUFER Priska	1992	SUI	1:54.50	3.09	82.85	Dynastar
37	* 45	107613	GRENIER Valerie	1996	CAN	1:54.56	3.15	84.41	Rossignol
38	29	425929	MOWINCKEL Ragnhild	1992	NOR	1:54.70	3.29	88.06	Head
39	32	196928	WORLEY Tessa	1989	FRA	1:54.78	3.37	90.14	Rossignol
40	46	56328	ORTLIEB Nina	1996	AUT	1:54.91	3.50	93.51	Head
41	58	415213	WILLINGER Georgia	1997	NZL	1:55.03	3.62	96.61	
42	50	297195	HOFER Anna	1988	ITA	1:55.08	3.67	97.90	Atomic
43	28	56088	TIPPLER Tamara	1991	AUT	1:55.27	3.86	102.80	Voelkl
44	36	515997	FEIERABEND Denise	1989	SUI	1:55.37	3.96	105.38	Head
45	38	197383	GAUTHIER Tiffany	1993	FRA	1:55.42	4.01	106.66	Rossignol
46	15	538573	ROSS Laurene	1988	USA	1:55.43	4.02	106.92	Voelkl
47	59	107532	TOMMY Mikaela	1995	CAN	1:55.46	4.05	107.69	Dynastar
48	60	385096	POPOVIC Leona	1997	CRO	1:55.81	4.40	116.64	Fischer
48	* 52	426257	LIE Kajsa Vickhoff	1998	NOR	1:55.81	4.40	116.64	Rossignol
50	57	107583	REMME Roni	1996	CAN	1:55.97	4.56	120.71	Head
51	53	155563	KRIZOVA Klara	1989	CZE	1:56.29	4.88	128.83	Voelkl
52	55	45331	SMALL Greta	1995	AUS	1:56.39	4.98	131.36	Atomic
53	56	107697	FLECKENSTEIN Stefanie	1997	CAN	1:56.75	5.34	140.42	Rossignol
54	44	565320	FERK Marusa	1988	SLO	1:56.95	5.54	145.43	Stoekli
55	* 41	206652	PFISTER Meike	1996	GER	1:57.07	5.66	148.43	Rossignol
56	49	298767	SOSIO Federica	1994	ITA	1:59.75	8.34	213.81	Fischer
57	* 54	197641	GAUCHE Laura	1995	FRA	2:00.17	8.76	223.79	Salomon
		22	56174	HAASER Ricarda	1993	AUT	DNS		Fischer
		26	426043	TVIBERG Maria Therese	1994	NOR	DNF		Head
		39	299466	DELAGO Nicol	1996	ITA	DNF		Atomic

Technical Delegate:  
**Jenna GINSBERG (USA) #892**

**LEGEND**  
\* Potential disqualification    DNS Did Not Start    DNF Did Not Finish







## AUDI FIS SKI WORLD CUP 2017/18

### Lake Louise (CAN)



### 1st LADIES' DOWNHILL

## RESULTS TRAINING 1 BY BIB

TUE 28 NOV 2017  
Start Time: 12:00

Jury			Technical Data	
<b>TD FIS</b>	Jenna GINSBERG	USA	<b>Course Name</b>	Men's Olympic / East Summit
<b>Referee</b>	Atle SKAARDAL	FIS	<b>Start Altitude</b>	2476 m
<b>Assistant Referee</b>	Jean-Philippe VULLIET	FIS	<b>Finish Altitude</b>	1680 m
<b>Chief of Race</b>	Jim BREWINGTON	CAN	<b>Vertical Drop</b>	796 m
			<b>Course Length</b>	3070 m
			<b>Homologation Number</b>	12177/11/16

#### Race Information

<b>Course Setter</b>	Jean-Philippe VULLIET	FIS		
<b>Number of Gates</b>	42			
<b>Start Time</b>	12:00			
<b>Forerunners</b>	A - Adrien GRABINSKI	CAN	D - Will KING	CAN
	B - Carson COOK	CAN	E - Jake MEALEY	CAN
	C - Sam WALL	CAN	F - Andrew WILSON	CAN

**Number of Competitors: 60, Number of NSA: 16**

Bib	FIS Code	Name	Year of Birth	Nation	Time	Rank	Ski
1	298323	GOGGIA Sofia	1992	ITA	1:51.44	(3)	Atomic
2	537582	COOK Stacey	1984	USA	1:51.89	(9)	Stoeckli
3	56177	VENIER Stephanie	1993	AUT	1:52.61	(18)	Atomic
4	245066	MIKLOS Edit	1988	HUN	1:54.36	(34)	Head
5	516138	GUT Lara	1991	SUI	1:51.58	(6)	Head
6	56087	SIEBENHOFER Ramona	1991	AUT	1:53.45	(24)	Fischer
7	56128	HUETTER Cornelia	1992	AUT	1:52.47	(16)	Head
8	539536	WILES Jacqueline	1992	USA	1:52.04	(10)	Rossignol
9	205218	REBENSBURG Viktoria	1989	GER	1:51.54	(4)	Stoeckli
10	296472	FANCHINI Elena	1985	ITA	1:51.43	(2)	Dynastar
11	355050	WEIRATHER Tina	1989	LIE	1:51.41	(1)	Head
12	6535455	JOHNSON Breezy	1996	USA	1:51.66	(7)	Atomic
13	537544	VONN Lindsey	1984	USA	1:51.71	(8)	Head
14	55970	SCHMIDHOFER Nicole	1989	AUT	1:52.87	(22)	Fischer
15	538573	ROSS Laurene	1988	USA	1:55.43	(46)	Voelkl
16	516319	SUTER Corinne	1994	SUI	1:52.65	(19)	Head
17	296427	SCHNARF Johanna	1984	ITA	1:51.55	(5)	Fischer
18	55947	VEITH Anna	1989	AUT	1:52.77	(21)	Head
19	56198	SCHEYER Christine	1994	AUT	1:52.45	(15)	Head
20	296729	FANCHINI Nadia	1986	ITA	1:53.68	(26)	Dynastar
21	516284	GISIN Michelle	1993	SUI	1:54.47	(35)	Rossignol
22	56174	HAASER Ricarda	1993	AUT	DNS		Fischer

28-11-2017 / Lake Louise (CAN) / 5225

Page 1/2

Data Processing by LONGINES


[www.fis-ski.com](http://www.fis-ski.com)

LONGINES Timing

Generation Date: TUE 28 NOV 2017

Time: 14:14

Document: 74A 1.0



Number of Competitors: 60, Number of NSA: 16

Bib	FIS Code	Name	Year of Birth	Nation	Time	Rank	Ski
23	538685	MCKENNIS Alice	1989	USA	1:53.74	(29)	Head
24	296431	STUFFER Verena	1984	ITA	1:52.04	(10)	Fischer
25	155763	LEDECKA Ester	1995	CZE	1:52.59	(17)	Atomic
26	426043	TVIBERG Maria Therese	1994	NOR	DNF		Head
27	516248	FLURY Jasmine	1993	SUI	1:53.92	(31)	Stoekli
28	56088	TIPPLER Tamara	1991	AUT	1:55.27	(43)	Voelkl
29	425929	MOWINCKEL Ragnhild	1992	NOR	1:54.70	(38)	Head
30	516219	NUFER Priska	1992	SUI	1:54.50	(36)	Dynastar
31	6535237	SHIFFRIN Mikaela	1995	USA	1:52.74	(20)	Atomic
32	196928	WORLEY Tessa	1989	FRA	1:54.78	(39)	Rossignol
33	56258	AGER Christina	1995	AUT	1:53.91	(30)	Atomic
34	206460	WENIG Michaela	1992	GER	1:52.37	(14)	Voelkl
35	197497	MIRADOLI Romane	1994	FRA	1:54.12	(33)	Dynastar
36	515997	FEIERABEND Denise	1989	SUI	1:55.37	(44)	Head
37	56336	DENGSCHERZ Dajana	1996	AUT	1:52.07	(12)	Head
38	197383	GAUTHIER Tiffany	1993	FRA	1:55.42	(45)	Rossignol
39	299466	DELAGO Nicol	1996	ITA	DNF		Atomic
40	6535600	MERRYWEATHER Alice	1996	USA	1:54.09	(32)	Rossignol
41	206652	PFISTER Meike	1996	GER	1:57.07	(55)	Rossignol
42	516185	HAEHLEN Joana	1992	SUI	1:52.32	(13)	Voelkl
43	197295	PIOT Jennifer	1992	FRA	1:53.31	(23)	Rossignol
44	565320	FERK Marusa	1988	SLO	1:56.95	(54)	Stoekli
45	107613	GRENIER Valerie	1996	CAN	1:54.56	(37)	Rossignol
46	56328	ORTLIEB Nina	1996	AUT	1:54.91	(40)	Head
47	206668	WEIDLE Kira	1996	GER	1:53.72	(27)	Rossignol
48	105269	GAGNON Marie-Michele	1989	CAN	1:53.55	(25)	Rossignol
49	298767	SOSIO Federica	1994	ITA	1:59.75	(56)	Fischer
50	297195	HOFER Anna	1988	ITA	1:55.08	(42)	Atomic
51	375018	COLETTI Alexandra	1983	MON	1:53.72	(27)	Head
52	426257	LIE Kajsa Vickhoff	1998	NOR	1:55.81	(48)	Rossignol
53	155563	KRIZOVA Klara	1989	CZE	1:56.29	(51)	Voelkl
54	197641	GAUCHE Laura	1995	FRA	2:00.17	(57)	Salomon
55	45331	SMALL Greta	1995	AUS	1:56.39	(52)	Atomic
56	107697	FLECKENSTEIN Stefanie	1997	CAN	1:56.75	(53)	Rossignol
57	107583	REMME Roni	1996	CAN	1:55.97	(50)	Head
58	415213	WILLINGER Georgia	1997	NZL	1:55.03	(41)	
59	107532	TOMMY Mikaela	1995	CAN	1:55.46	(47)	Dynastar
60	385096	POPOVIC Leona	1997	CRO	1:55.81	(48)	Fischer

**LEGEND**  
 DNS Did Not Start    DNF Did Not Finish





## AUDI FIS SKI WORLD CUP 2017/18

### Lake Louise (CAN)



1st LADIES' DOWNHILL

TUE 28 NOV 2017

## PERFORMANCE ANALYSIS 1 TRAINING 1

Number of Competitors: 57

Rank	Bib	Name	Nation	Positions			Partials			Difference		Speed		
				Pos.	Time	Rank	Pos.	Time	Rank	Time	Dist(m)	Pos.	Km/h	Rank
1	11	WEIRATHER Tina	LIE	Int1: 20.82 (24)			I1-I2: 11.59 (2)			0.30		Sp1: 123.83 (8)		
				Int2: 32.41 (9)			I2-I3: 21.74 (5)			0.22		Sp2: 124.92 (33)		
				Int3: 54.15 (5)			I3-I4: 25.66 (13)			0.30		Sp3: 99.92 (26)		
				Int4: 1:19.81 (7)			I4-I5: 17.75 (4)			0.43				
				Int5: 1:37.56 (4)			I5-Fin: 13.85 (5)			0.14				
				Fin: 1:51.41 (1)						0.00	0.00	Avg.: 99.20		
2	10	FANCHINI Elena	ITA	Int1: 20.58 (4)			I1-I2: 11.86 (21)			0.06		Sp1: 121.20 (38)		
				Int2: 32.44 (10)			I2-I3: 21.96 (16)			0.25		Sp2: 127.76 (5)		
				Int3: 54.40 (14)			I3-I4: 25.37 (1)			0.55		Sp3: 100.30 (22)		
				Int4: 1:19.77 (5)			I4-I5: 17.87 (7)			0.39				
				Int5: 1:37.64 (5)			I5-Fin: 13.79 (2)			0.22				
				Fin: 1:51.43 (2)						0.02	0.55	Avg.: 99.18		
3	1	GOGGIA Sofia	ITA	Int1: 20.84 (28)			I1-I2: 11.72 (9)			0.32		Sp1: 122.73 (22)		
				Int2: 32.56 (19)			I2-I3: 21.78 (8)			0.37		Sp2: 128.02 (4)		
				Int3: 54.34 (13)			I3-I4: 25.73 (15)			0.49		Sp3: 103.97 (1)		
				Int4: 1:20.07 (8)			I4-I5: 17.61 (1)			0.69				
				Int5: 1:37.68 (6)			I5-Fin: 13.76 (1)			0.26				
				Fin: 1:51.44 (3)						0.03	0.83	Avg.: 99.17		
4	9	REBENSBURG Viktoria	GER	Int1: 20.79 (20)			I1-I2: 11.97 (35)			0.27		Sp1: 123.73 (9)		
				Int2: 32.76 (26)			I2-I3: 21.51 (3)			0.57		Sp2: 130.00 (1)		
				Int3: 54.27 (8)			I3-I4: 25.44 (2)			0.42		Sp3: 102.63 (4)		
				Int4: 1:19.71 (4)			I4-I5: 17.77 (5)			0.33				
				Int5: 1:37.48 (2)			I5-Fin: 14.06 (14)			0.06				
				Fin: 1:51.54 (4)						0.13	3.58	Avg.: 99.09		
5	17	SCHNARF Johanna	ITA	Int1: 20.79 (20)			I1-I2: 11.73 (11)			0.27		Sp1: 123.39 (15)		
				Int2: 32.52 (17)			I2-I3: 21.50 (1)			0.33		Sp2: 126.65 (13)		
				Int3: 54.02 (2)			I3-I4: 25.50 (5)			0.17		Sp3: 101.11 (15)		
				Int4: 1:19.52 (2)			I4-I5: 18.01 (11)			0.14				
				Int5: 1:37.53 (3)			I5-Fin: 14.02 (13)			0.11				
				Fin: 1:51.55 (5)						0.14	3.85	Avg.: 99.08		
6	5	GUT Lara	SUI	Int1: 20.66 (8)			I1-I2: 11.69 (6)			0.14		Sp1: 121.68 (31)		
				Int2: 32.35 (7)			I2-I3: 21.50 (1)			0.16		Sp2: 124.24 (38)		
				Int3: 53.85 (1)			I3-I4: 25.53 (8)			0.00		Sp3: 100.68 (20)		
				Int4: 1:19.38 (1)			I4-I5: 18.04 (12)			0.00				
				Int5: 1:37.42 (1)			I5-Fin: 14.16 (22)			0.00				
				Fin: 1:51.58 (6)						0.17	4.68	Avg.: 99.05		
7	12	JOHNSON Breezy	USA	Int1: 20.71 (14)			I1-I2: 11.80 (16)			0.19		Sp1: 123.08 (16)		
				Int2: 32.51 (15)			I2-I3: 22.11 (25)			0.32		Sp2: 127.22 (7)		
				Int3: 54.62 (19)			I3-I4: 25.52 (6)			0.77		Sp3: 102.25 (7)		
				Int4: 1:20.14 (12)			I4-I5: 17.72 (3)			0.76				
				Int5: 1:37.86 (7)			I5-Fin: 13.80 (3)			0.44				
				Fin: 1:51.66 (7)						0.25	6.87	Avg.: 98.98		



**PERFORMANCE ANALYSIS 1 TRAINING 1**

Number of Competitors: 57

Rank	Bib	Name	Nation	Positions			Partials			Difference		Speed		
				Pos.	Time	Rank	Pos.	Time	Rank	Time	Dist(m)	Pos.	Km/h	Rank
8	13	VONN Lindsey	USA	Int1:	20.66	(8)	I1-I2:	11.59	(2)	0.14		Sp1:	125.01	(4)
				Int2:	32.25	(3)	I2-I3:	22.08	(22)	0.06		Sp2:	127.07	(10)
				Int3:	54.33	(12)	I3-I4:	25.46	(4)	0.48		Sp3:	99.02	(34)
				Int4:	1:19.79	(6)	I4-I5:	18.09	(17)	0.41				
				Int5:	1:37.88	(8)	I5-Fin:	13.83	(4)	0.46				
				Fin:	1:51.71	(8)				0.30	8.24	Avg.:	98.93	
9	2	COOK Stacey	USA	Int1:	20.68	(12)	I1-I2:	11.59	(2)	0.16		Sp1:	125.88	(1)
				Int2:	32.27	(4)	I2-I3:	21.77	(7)	0.08		Sp2:	125.54	(23)
				Int3:	54.04	(3)	I3-I4:	25.64	(11)	0.19		Sp3:	99.86	(27)
				Int4:	1:19.68	(3)	I4-I5:	18.34	(35)	0.30				
				Int5:	1:38.02	(10)	I5-Fin:	13.87	(7)	0.60				
				Fin:	1:51.89	(9)				0.48	13.17	Avg.:	98.78	
10	24	STUFFER Verena	ITA	Int1:	20.66	(8)	I1-I2:	11.81	(18)	0.14		Sp1:	123.51	(12)
				Int2:	32.47	(11)	I2-I3:	21.76	(6)	0.28		Sp2:	126.33	(16)
				Int3:	54.23	(7)	I3-I4:	26.12	(28)	0.38		Sp3:	100.94	(19)
				Int4:	1:20.35	(18)	I4-I5:	17.69	(2)	0.97				
				Int5:	1:38.04	(11)	I5-Fin:	14.00	(10)	0.62				
				Fin:	1:52.04	(10)				0.63	17.26	Avg.:	98.64	
10	8	WILES Jacqueline	USA	Int1:	20.74	(17)	I1-I2:	11.77	(13)	0.22		Sp1:	123.84	(7)
				Int2:	32.51	(15)	I2-I3:	22.14	(27)	0.32		Sp2:	128.24	(2)
				Int3:	54.65	(21)	I3-I4:	25.44	(2)	0.80		Sp3:	102.95	(2)
				Int4:	1:20.09	(10)	I4-I5:	17.82	(6)	0.71				
				Int5:	1:37.91	(9)	I5-Fin:	14.13	(21)	0.49				
				Fin:	1:52.04	(10)				0.63	17.26	Avg.:	98.64	
12	37	DENGSCHERZ Dajana	AUT	Int1:	20.66	(8)	I1-I2:	11.81	(18)	0.14		Sp1:	124.49	(5)
				Int2:	32.47	(11)	I2-I3:	21.67	(4)	0.28		Sp2:	125.34	(25)
				Int3:	54.14	(4)	I3-I4:	25.98	(22)	0.29		Sp3:	99.59	(31)
				Int4:	1:20.12	(11)	I4-I5:	17.94	(9)	0.74				
				Int5:	1:38.06	(12)	I5-Fin:	14.01	(11)	0.64				
				Fin:	1:52.07	(12)				0.66	18.08	Avg.:	98.62	
13	42	HAEHLEN Joana	SUI	Int1:	20.52	(1)	I1-I2:	11.77	(13)	0.00		Sp1:	121.24	(37)
				Int2:	32.29	(5)	I2-I3:	22.03	(18)	0.10		Sp2:	127.04	(11)
				Int3:	54.32	(11)	I3-I4:	25.76	(16)	0.47		Sp3:	101.63	(11)
				Int4:	1:20.08	(9)	I4-I5:	18.12	(20)	0.70				
				Int5:	1:38.20	(13)	I5-Fin:	14.12	(19)	0.78				
				Fin:	1:52.32	(13)				0.91	24.87	Avg.:	98.40	
14	34	WENIG Michaela	GER	Int1:	20.61	(6)	I1-I2:	11.75	(12)	0.09		Sp1:	119.35	(52)
				Int2:	32.36	(8)	I2-I3:	22.25	(32)	0.17		Sp2:	127.22	(7)
				Int3:	54.61	(17)	I3-I4:	25.63	(10)	0.76		Sp3:	99.11	(33)
				Int4:	1:20.24	(13)	I4-I5:	18.04	(12)	0.86				
				Int5:	1:38.28	(14)	I5-Fin:	14.09	(17)	0.86				
				Fin:	1:52.37	(14)				0.96	26.23	Avg.:	98.35	
15	19	SCHEYER Christine	AUT	Int1:	20.52	(1)	I1-I2:	11.79	(15)	0.00		Sp1:	123.73	(9)
				Int2:	32.31	(6)	I2-I3:	21.96	(16)	0.12		Sp2:	127.24	(6)
				Int3:	54.27	(8)	I3-I4:	26.02	(24)	0.42		Sp3:	99.78	(28)
				Int4:	1:20.29	(15)	I4-I5:	18.09	(17)	0.91				
				Int5:	1:38.38	(15)	I5-Fin:	14.07	(15)	0.96				
				Fin:	1:52.45	(15)				1.04	28.39	Avg.:	98.28	
16	7	HUETTER Cornelia	AUT	Int1:	20.68	(12)	I1-I2:	12.07	(41)	0.16		Sp1:	118.75	(53)
				Int2:	32.75	(25)	I2-I3:	21.86	(11)	0.56		Sp2:	126.30	(17)
				Int3:	54.61	(17)	I3-I4:	25.93	(20)	0.76		Sp3:	102.92	(3)
				Int4:	1:20.54	(21)	I4-I5:	17.92	(8)	1.16				
				Int5:	1:38.46	(17)	I5-Fin:	14.01	(11)	1.04				
				Fin:	1:52.47	(16)				1.06	28.93	Avg.:	98.27	



**PERFORMANCE ANALYSIS 1 TRAINING 1**

Number of Competitors: 57

Rank	Bib	Name	Nation	Positions			Partials			Difference		Speed		
				Pos.	Time	Rank	Pos.	Time	Rank	Time	Dist(m)	Pos.	Km/h	Rank
17	25	LEDECKA Ester	CZE	Int1:	20.96	(34)	I1-I2:	11.92	(31)	0.44		Sp1:	123.49	(13)
				Int2:	32.88	(32)	I2-I3:	22.13	(26)	0.69		Sp2:	126.10	(19)
				Int3:	55.01	(30)	I3-I4:	25.77	(18)	1.16		Sp3:	99.67	(29)
				Int4:	1:20.78	(23)	I4-I5:	17.96	(10)	1.40				
				Int5:	1:38.74	(22)	I5-Fin:	13.85	(5)	1.32				
				Fin:	1:52.59	(17)				1.18	32.18	Avg.:	98.16	
18	3	VENIER Stephanie	AUT	Int1:	20.64	(7)	I1-I2:	11.55	(1)	0.12		Sp1:	125.63	(2)
				Int2:	32.19	(1)	I2-I3:	22.03	(18)	0.00		Sp2:	122.70	(46)
				Int3:	54.22	(6)	I3-I4:	26.21	(33)	0.37		Sp3:	102.19	(8)
				Int4:	1:20.43	(19)	I4-I5:	18.23	(25)	1.05				
				Int5:	1:38.66	(21)	I5-Fin:	13.95	(9)	1.24				
				Fin:	1:52.61	(18)				1.20	32.71	Avg.:	98.14	
19	16	SUTER Corinne	SUI	Int1:	20.60	(5)	I1-I2:	11.63	(5)	0.08		Sp1:	122.93	(19)
				Int2:	32.23	(2)	I2-I3:	22.05	(21)	0.04		Sp2:	126.58	(14)
				Int3:	54.28	(10)	I3-I4:	26.04	(25)	0.43		Sp3:	98.36	(39)
				Int4:	1:20.32	(17)	I4-I5:	18.26	(28)	0.94				
				Int5:	1:38.58	(19)	I5-Fin:	14.07	(15)	1.16				
				Fin:	1:52.65	(19)				1.24	33.79	Avg.:	98.11	
20	31	SHIFFRIN Mikaela	USA	Int1:	21.00	(37)	I1-I2:	11.90	(27)	0.48		Sp1:	118.62	(55)
				Int2:	32.90	(34)	I2-I3:	21.87	(12)	0.71		Sp2:	128.24	(2)
				Int3:	54.77	(22)	I3-I4:	25.52	(6)	0.92		Sp3:	102.36	(6)
				Int4:	1:20.29	(15)	I4-I5:	18.11	(19)	0.91				
				Int5:	1:38.40	(16)	I5-Fin:	14.34	(33)	0.98				
				Fin:	1:52.74	(20)				1.33	36.22	Avg.:	98.03	
21	18	VEITH Anna	AUT	Int1:	20.95	(33)	I1-I2:	11.90	(27)	0.43		Sp1:	123.69	(11)
				Int2:	32.85	(31)	I2-I3:	21.95	(14)	0.66		Sp2:	125.05	(30)
				Int3:	54.80	(24)	I3-I4:	25.64	(11)	0.95		Sp3:	98.97	(36)
				Int4:	1:20.44	(20)	I4-I5:	18.14	(21)	1.06				
				Int5:	1:38.58	(19)	I5-Fin:	14.19	(24)	1.16				
				Fin:	1:52.77	(21)				1.36	37.02	Avg.:	98.00	
22	14	SCHMIDHOFER Nicole	AUT	Int1:	20.88	(30)	I1-I2:	11.88	(24)	0.36		Sp1:	121.39	(35)
				Int2:	32.76	(26)	I2-I3:	21.83	(9)	0.57		Sp2:	125.01	(31)
				Int3:	54.59	(16)	I3-I4:	25.69	(14)	0.74		Sp3:	102.14	(10)
				Int4:	1:20.28	(14)	I4-I5:	18.29	(30)	0.90				
				Int5:	1:38.57	(18)	I5-Fin:	14.30	(30)	1.15				
				Fin:	1:52.87	(22)				1.46	39.71	Avg.:	97.92	
23	43	PIOT Jennifer	FRA	Int1:	20.77	(18)	I1-I2:	11.71	(8)	0.25		Sp1:	124.47	(6)
				Int2:	32.48	(13)	I2-I3:	22.47	(39)	0.29		Sp2:	126.53	(15)
				Int3:	54.95	(27)	I3-I4:	25.80	(19)	1.10		Sp3:	99.62	(30)
				Int4:	1:20.75	(22)	I4-I5:	18.30	(31)	1.37				
				Int5:	1:39.05	(23)	I5-Fin:	14.26	(29)	1.63				
				Fin:	1:53.31	(23)				1.90	51.48	Avg.:	97.54	
24	6	SIEBENHOFER Ramona	AUT	Int1:	20.82	(24)	I1-I2:	11.98	(37)	0.30		Sp1:	122.05	(27)
				Int2:	32.80	(30)	I2-I3:	22.04	(20)	0.61		Sp2:	126.03	(20)
				Int3:	54.84	(25)	I3-I4:	26.30	(37)	0.99		Sp3:	102.17	(9)
				Int4:	1:21.14	(29)	I4-I5:	18.06	(14)	1.76				
				Int5:	1:39.20	(24)	I5-Fin:	14.25	(27)	1.78				
				Fin:	1:53.45	(24)				2.04	55.20	Avg.:	97.42	
25	48	GAGNON Marie-Michele	CAN	Int1:	20.99	(35)	I1-I2:	11.91	(29)	0.47		Sp1:	122.14	(25)
				Int2:	32.90	(34)	I2-I3:	22.18	(28)	0.71		Sp2:	125.44	(24)
				Int3:	55.08	(31)	I3-I4:	26.04	(25)	1.23		Sp3:	101.52	(13)
				Int4:	1:21.12	(28)	I4-I5:	18.25	(27)	1.74				
				Int5:	1:39.37	(26)	I5-Fin:	14.18	(23)	1.95				
				Fin:	1:53.55	(25)				2.14	57.86	Avg.:	97.33	



**PERFORMANCE ANALYSIS 1 TRAINING 1**

Number of Competitors: 57

Rank	Bib	Name	Nation	Positions			Partials			Difference		Speed		
				Pos.	Time	Rank	Pos.	Time	Rank	Time	Dist(m)	Pos.	Km/h	Rank
26	20	FANCHINI Nadia	ITA	Int1:	20.72	(15)	I1-I2:	11.87	(23)	0.20		Sp1:	121.91	(28)
				Int2:	32.59	(20)	I2-I3:	21.95	(14)	0.40		Sp2:	122.51	(48)
				Int3:	54.54	(15)	I3-I4:	26.28	(36)	0.69		Sp3:	96.64	(50)
				Int4:	1:20.82	(24)	I4-I5:	18.61	(43)	1.44				
				Int5:	1:39.43	(28)	I5-Fin:	14.25	(27)	2.01				
				Fin:	1:53.68	(26)				2.27	61.30	Avg.:	97.22	
27	51	COLETTI Alexandra	MON	Int1:	21.07	(42)	I1-I2:	11.82	(20)	0.55		Sp1:	122.25	(24)
				Int2:	32.89	(33)	I2-I3:	22.20	(30)	0.70		Sp2:	125.29	(26)
				Int3:	55.09	(32)	I3-I4:	25.98	(22)	1.24		Sp3:	99.12	(32)
				Int4:	1:21.07	(27)	I4-I5:	18.32	(33)	1.69				
				Int5:	1:39.39	(27)	I5-Fin:	14.33	(31)	1.97				
				Fin:	1:53.72	(27)				2.31	62.36	Avg.:	97.19	
27	47	WEIDLE Kira	GER	Int1:	21.12	(45)	I1-I2:	11.92	(31)	0.60		Sp1:	125.04	(3)
				Int2:	33.04	(40)	I2-I3:	22.23	(31)	0.85		Sp2:	126.20	(18)
				Int3:	55.27	(36)	I3-I4:	26.19	(31)	1.42		Sp3:	101.62	(12)
				Int4:	1:21.46	(33)	I4-I5:	18.06	(14)	2.08				
				Int5:	1:39.52	(29)	I5-Fin:	14.20	(25)	2.10				
				Fin:	1:53.72	(27)				2.31	62.36	Avg.:	97.19	
29	23	MCKENNIS Alice	USA	Int1:	20.83	(26)	I1-I2:	12.11	(43)	0.31		Sp1:	120.35	(46)
				Int2:	32.94	(37)	I2-I3:	21.84	(10)	0.75		Sp2:	125.06	(29)
				Int3:	54.78	(23)	I3-I4:	26.94	(50)	0.93		Sp3:	100.11	(23)
				Int4:	1:21.72	(39)	I4-I5:	18.14	(21)	2.34				
				Int5:	1:39.86	(33)	I5-Fin:	13.88	(8)	2.44				
				Fin:	1:53.74	(29)				2.33	62.89	Avg.:	97.17	
30	33	AGER Christina	AUT	Int1:	20.54	(3)	I1-I2:	12.22	(49)	0.02		Sp1:	122.09	(26)
				Int2:	32.76	(26)	I2-I3:	22.46	(36)	0.57		Sp2:	124.15	(39)
				Int3:	55.22	(35)	I3-I4:	26.49	(43)	1.37		Sp3:	101.13	(14)
				Int4:	1:21.71	(38)	I4-I5:	18.08	(16)	2.33				
				Int5:	1:39.79	(32)	I5-Fin:	14.12	(19)	2.37				
				Fin:	1:53.91	(30)				2.50	67.38	Avg.:	97.02	
31	27	FLURY Jasmine	SUI	Int1:	21.01	(38)	I1-I2:	11.72	(9)	0.49		Sp1:	123.01	(17)
				Int2:	32.73	(24)	I2-I3:	21.89	(13)	0.54		Sp2:	122.31	(49)
				Int3:	54.62	(19)	I3-I4:	26.21	(33)	0.77		Sp3:	95.87	(51)
				Int4:	1:20.83	(25)	I4-I5:	18.53	(38)	1.45				
				Int5:	1:39.36	(25)	I5-Fin:	14.56	(45)	1.94				
				Fin:	1:53.92	(31)				2.51	67.64	Avg.:	97.02	
32	40	MERRYWEATHER Alice	USA	Int1:	21.04	(40)	I1-I2:	11.94	(33)	0.52		Sp1:	120.60	(43)
				Int2:	32.98	(38)	I2-I3:	22.46	(36)	0.79		Sp2:	125.19	(27)
				Int3:	55.44	(37)	I3-I4:	25.56	(9)	1.59		Sp3:	97.39	(45)
				Int4:	1:21.00	(26)	I4-I5:	18.65	(45)	1.62				
				Int5:	1:39.65	(30)	I5-Fin:	14.44	(37)	2.23				
				Fin:	1:54.09	(32)				2.68	72.11	Avg.:	96.87	
33	35	MIRADOLI Romane	FRA	Int1:	21.15	(47)	I1-I2:	11.95	(34)	0.63		Sp1:	122.87	(20)
				Int2:	33.10	(41)	I2-I3:	22.55	(45)	0.91		Sp2:	127.03	(12)
				Int3:	55.65	(42)	I3-I4:	25.93	(20)	1.80		Sp3:	101.09	(16)
				Int4:	1:21.58	(35)	I4-I5:	18.16	(23)	2.20				
				Int5:	1:39.74	(31)	I5-Fin:	14.38	(35)	2.32				
				Fin:	1:54.12	(33)				2.71	72.90	Avg.:	96.85	
34	4	MIKLOS Edit	HUN	Int1:	20.80	(22)	I1-I2:	11.89	(26)	0.28		Sp1:	120.28	(48)
				Int2:	32.69	(21)	I2-I3:	22.46	(36)	0.50		Sp2:	125.16	(28)
				Int3:	55.15	(34)	I3-I4:	26.92	(49)	1.30		Sp3:	97.71	(43)
				Int4:	1:22.07	(41)	I4-I5:	18.18	(24)	2.69				
				Int5:	1:40.25	(39)	I5-Fin:	14.11	(18)	2.83				
				Fin:	1:54.36	(34)				2.95	79.19	Avg.:	96.64	



**PERFORMANCE ANALYSIS 1 TRAINING 1**

Number of Competitors: 57

Rank	Bib	Name	Nation	Positions			Partials			Difference		Speed		
				Pos.	Time	Rank	Pos.	Time	Rank	Time	Dist(m)	Pos.	Km/h	Rank
35	21	GISIN Michelle	SUI	Int1:	20.78	(19)	I1-I2:	12.12	(45)	0.26		Sp1:	121.43	(34)
				Int2:	32.90	(34)	I2-I3:	22.10	(24)	0.71		Sp2:	125.74	(21)
				Int3:	55.00	(29)	I3-I4:	26.23	(35)	1.15		Sp3:	97.66	(44)
				Int4:	1:21.23	(30)	I4-I5:	18.71	(50)	1.85				
				Int5:	1:39.94	(35)	I5-Fin:	14.53	(43)	2.52				
				Fin:	1:54.47	(35)				3.06	82.07	Avg.:	96.55	
36	30	NUFER Priska	SUI	Int1:	20.84	(28)	I1-I2:	11.86	(21)	0.32		Sp1:	119.52	(51)
				Int2:	32.70	(22)	I2-I3:	22.19	(29)	0.51		Sp2:	124.11	(40)
				Int3:	54.89	(26)	I3-I4:	26.36	(41)	1.04		Sp3:	99.00	(35)
				Int4:	1:21.25	(31)	I4-I5:	18.66	(46)	1.87				
				Int5:	1:39.91	(34)	I5-Fin:	14.59	(47)	2.49				
				Fin:	1:54.50	(36)				3.09	82.85	Avg.:	96.52	
37	45	GRENIER Valerie	CAN	Int1:	20.80	(22)	I1-I2:	11.70	(7)	0.28		Sp1:	123.42	(14)
				Int2:	32.50	(14)	I2-I3:	22.45	(35)	0.31		Sp2:	114.83	(56)
				Int3:	54.95	(27)	I3-I4:	26.32	(38)	1.10		Sp3:	101.07	(17)
				Int4:	1:21.27	(32)	I4-I5:	18.72	(51)	1.89				
				Int5:	1:39.99	(36)	I5-Fin:	14.57	(46)	2.57				
				Fin:	1:54.56	(37)				3.15	84.41	Avg.:	96.47	
38	29	MOWINCKEL Ragnhild	NOR	Int1:	20.88	(30)	I1-I2:	11.91	(29)	0.36		Sp1:	119.76	(49)
				Int2:	32.79	(29)	I2-I3:	22.97	(54)	0.60		Sp2:	124.39	(36)
				Int3:	55.76	(45)	I3-I4:	26.16	(30)	1.91		Sp3:	98.16	(41)
				Int4:	1:21.92	(40)	I4-I5:	18.32	(33)	2.54				
				Int5:	1:40.24	(38)	I5-Fin:	14.46	(40)	2.82				
				Fin:	1:54.70	(38)				3.29	88.06	Avg.:	96.36	
39	32	WORLEY Tessa	FRA	Int1:	21.20	(52)	I1-I2:	12.18	(47)	0.68		Sp1:	121.51	(32)
				Int2:	33.38	(50)	I2-I3:	22.33	(33)	1.19		Sp2:	123.12	(44)
				Int3:	55.71	(43)	I3-I4:	25.76	(16)	1.86		Sp3:	97.31	(46)
				Int4:	1:21.47	(34)	I4-I5:	18.68	(48)	2.09				
				Int5:	1:40.15	(37)	I5-Fin:	14.63	(50)	2.73				
				Fin:	1:54.78	(39)				3.37	90.14	Avg.:	96.29	
40	46	ORTLIEB Nina	AUT	Int1:	21.01	(38)	I1-I2:	11.97	(35)	0.49		Sp1:	122.98	(18)
				Int2:	32.98	(38)	I2-I3:	22.57	(46)	0.79		Sp2:	121.01	(52)
				Int3:	55.55	(39)	I3-I4:	26.14	(29)	1.70		Sp3:	95.54	(53)
				Int4:	1:21.69	(37)	I4-I5:	18.87	(53)	2.31				
				Int5:	1:40.56	(41)	I5-Fin:	14.35	(34)	3.14				
				Fin:	1:54.91	(40)				3.50	93.51	Avg.:	96.18	
41	58	WILLINGER Georgia	NZL	Int1:	21.72	(57)	I1-I2:	12.42	(54)	1.20		Sp1:	122.87	(20)
				Int2:	34.14	(57)	I2-I3:	22.09	(23)	1.95		Sp2:	127.15	(9)
				Int3:	56.23	(51)	I3-I4:	26.07	(27)	2.38		Sp3:	98.95	(38)
				Int4:	1:22.30	(45)	I4-I5:	18.26	(28)	2.92				
				Int5:	1:40.56	(41)	I5-Fin:	14.47	(41)	3.14				
				Fin:	1:55.03	(41)				3.62	96.61	Avg.:	96.08	
42	50	HOFER Anna	ITA	Int1:	21.11	(44)	I1-I2:	12.11	(43)	0.59		Sp1:	119.73	(50)
				Int2:	33.22	(45)	I2-I3:	22.66	(49)	1.03		Sp2:	122.59	(47)
				Int3:	55.88	(48)	I3-I4:	26.19	(31)	2.03		Sp3:	100.05	(25)
				Int4:	1:22.07	(41)	I4-I5:	18.49	(37)	2.69				
				Int5:	1:40.56	(41)	I5-Fin:	14.52	(42)	3.14				
				Fin:	1:55.08	(42)				3.67	97.90	Avg.:	96.04	
43	28	TIPLER Tamara	AUT	Int1:	20.73	(16)	I1-I2:	11.80	(16)	0.21		Sp1:	120.62	(42)
				Int2:	32.53	(18)	I2-I3:	22.61	(47)	0.34		Sp2:	119.76	(54)
				Int3:	55.14	(33)	I3-I4:	26.50	(45)	1.29		Sp3:	97.12	(47)
				Int4:	1:21.64	(36)	I4-I5:	18.79	(52)	2.26				
				Int5:	1:40.43	(40)	I5-Fin:	14.84	(55)	3.01				
				Fin:	1:55.27	(43)				3.86	102.80	Avg.:	95.88	



**PERFORMANCE ANALYSIS 1 TRAINING 1**

Number of Competitors: 57

Rank	Bib	Name	Nation	Positions			Partials			Difference		Speed		
				Pos.	Time	Rank	Pos.	Time	Rank	Time	Dist(m)	Pos.	Km/h	Rank
44	36	FEIERABEND Denise	SUI	Int1:	21.17	(49)	I1-I2:	12.07	(41)	0.65	105.38	Sp1:	121.01	(39)
				Int2:	33.24	(46)	I2-I3:	22.80	(50)	1.05		Sp2:	124.10	(41)
				Int3:	56.04	(49)	I3-I4:	26.35	(40)	2.19		Sp3:	95.84	(52)
				Int4:	1:22.39	(46)	I4-I5:	18.53	(38)	3.01		Avg.:	95.80	
				Int5:	1:40.92	(45)	I5-Fin:	14.45	(39)	3.50				
				Fin:	1:55.37	(44)				3.96				
45	38	GAUTHIER Tiffany	FRA	Int1:	20.99	(35)	I1-I2:	12.13	(46)	0.47	106.66	Sp1:	121.45	(33)
				Int2:	33.12	(42)	I2-I3:	22.51	(41)	0.93		Sp2:	125.59	(22)
				Int3:	55.63	(40)	I3-I4:	26.49	(43)	1.78		Sp3:	98.96	(37)
				Int4:	1:22.12	(44)	I4-I5:	18.47	(36)	2.74		Avg.:	95.75	
				Int5:	1:40.59	(44)	I5-Fin:	14.83	(53)	3.17				
				Fin:	1:55.42	(45)				4.01				
46	15	ROSS Laurene	USA	Int1:	21.16	(48)	I1-I2:	12.04	(38)	0.64	106.92	Sp1:	117.48	(57)
				Int2:	33.20	(43)	I2-I3:	22.54	(44)	1.01		Sp2:	124.31	(37)
				Int3:	55.74	(44)	I3-I4:	26.33	(39)	1.89		Sp3:	95.01	(54)
				Int4:	1:22.07	(41)	I4-I5:	18.92	(54)	2.69		Avg.:	95.75	
				Int5:	1:40.99	(46)	I5-Fin:	14.44	(37)	3.57				
				Fin:	1:55.43	(46)				4.02				
47	59	TOMMY Mikaela	CAN	Int1:	21.17	(49)	I1-I2:	12.40	(52)	0.65	107.69	Sp1:	121.72	(30)
				Int2:	33.57	(53)	I2-I3:	22.47	(39)	1.38		Sp2:	123.85	(42)
				Int3:	56.04	(49)	I3-I4:	26.71	(47)	2.19		Sp3:	97.01	(48)
				Int4:	1:22.75	(48)	I4-I5:	18.31	(32)	3.37		Avg.:	95.72	
				Int5:	1:41.06	(48)	I5-Fin:	14.40	(36)	3.64				
				Fin:	1:55.46	(47)				4.05				
48	60	POPOVIC Leona	CRO	Int1:	21.13	(46)	I1-I2:	12.40	(52)	0.61	116.64	Sp1:	120.56	(44)
				Int2:	33.53	(52)	I2-I3:	22.81	(51)	1.34		Sp2:	119.97	(53)
				Int3:	56.34	(53)	I3-I4:	26.41	(42)	2.49		Sp3:	98.11	(42)
				Int4:	1:22.75	(48)	I4-I5:	18.53	(38)	3.37		Avg.:	95.43	
				Int5:	1:41.28	(49)	I5-Fin:	14.53	(43)	3.86				
				Fin:	1:55.81	(48)				4.40				
48	52	LIE Kajsa Vickhoff	NOR	Int1:	20.90	(32)	I1-I2:	12.31	(50)	0.38	116.64	Sp1:	120.75	(41)
				Int2:	33.21	(44)	I2-I3:	22.65	(48)	1.02		Sp2:	122.73	(45)
				Int3:	55.86	(47)	I3-I4:	26.63	(46)	2.01		Sp3:	100.40	(21)
				Int4:	1:22.49	(47)	I4-I5:	18.55	(41)	3.11		Avg.:	95.43	
				Int5:	1:41.04	(47)	I5-Fin:	14.77	(52)	3.62				
				Fin:	1:55.81	(48)				4.40				
50	57	REMME Roni	CAN	Int1:	21.23	(54)	I1-I2:	12.53	(56)	0.71	120.71	Sp1:	122.49	(23)
				Int2:	33.76	(55)	I2-I3:	22.53	(43)	1.57		Sp2:	124.72	(34)
				Int3:	56.29	(52)	I3-I4:	26.80	(48)	2.44		Sp3:	94.45	(56)
				Int4:	1:23.09	(51)	I4-I5:	18.67	(47)	3.71		Avg.:	95.30	
				Int5:	1:41.76	(51)	I5-Fin:	14.21	(26)	4.34				
				Fin:	1:55.97	(50)				4.56				
51	53	KRIZOVA Klara	CZE	Int1:	21.22	(53)	I1-I2:	12.04	(38)	0.70	128.83	Sp1:	121.31	(36)
				Int2:	33.26	(48)	I2-I3:	22.51	(41)	1.07		Sp2:	121.38	(51)
				Int3:	55.77	(46)	I3-I4:	27.20	(53)	1.92		Sp3:	100.06	(24)
				Int4:	1:22.97	(50)	I4-I5:	18.58	(42)	3.59		Avg.:	95.04	
				Int5:	1:41.55	(50)	I5-Fin:	14.74	(51)	4.13				
				Fin:	1:56.29	(51)				4.88				
52	55	SMALL Greta	AUS	Int1:	21.18	(51)	I1-I2:	12.55	(57)	0.66	131.36	Sp1:	120.45	(45)
				Int2:	33.73	(54)	I2-I3:	22.84	(53)	1.54		Sp2:	124.94	(32)
				Int3:	56.57	(56)	I3-I4:	27.26	(54)	2.72		Sp3:	100.99	(18)
				Int4:	1:23.83	(56)	I4-I5:	18.23	(25)	4.45		Avg.:	94.96	
				Int5:	1:42.06	(52)	I5-Fin:	14.33	(31)	4.64				
				Fin:	1:56.39	(52)				4.98				





**PERFORMANCE ANALYSIS 1 TRAINING 1**

Number of Competitors: 57

Rank	Bib	Name	Nation	Positions			Partials			Difference		Speed		
				Pos.	Time	Rank	Pos.	Time	Rank	Time	Dist(m)	Pos.	Km/h	Rank
53	56	FLECKENSTEIN Stefanie	CAN	Int1: 21.09 (43)			I1-I2: 12.36 (51)			0.57		Sp1: 120.83 (40)		
				Int2: 33.45 (51)			I2-I3: 23.01 (55)			1.26		Sp2: 124.63 (35)		
				Int3: 56.46 (55)			I3-I4: 27.00 (51)			2.61		Sp3: 93.32 (57)		
				Int4: 1:23.46 (53)			I4-I5: 18.68 (48)			4.08				
				Int5: 1:42.14 (54)			I5-Fin: 14.61 (49)			4.72				
				Fin: 1:56.75 (53)						5.34	140.42	Avg.: 94.66		
54	44	FERK Marusa	SLO	Int1: 21.06 (41)			I1-I2: 12.18 (47)			0.54		Sp1: 118.47 (56)		
				Int2: 33.24 (46)			I2-I3: 23.17 (56)			1.05		Sp2: 123.57 (43)		
				Int3: 56.41 (54)			I3-I4: 27.08 (52)			2.56		Sp3: 96.92 (49)		
				Int4: 1:23.49 (55)			I4-I5: 18.63 (44)			4.11				
				Int5: 1:42.12 (53)			I5-Fin: 14.83 (53)			4.70				
				Fin: 1:56.95 (54)						5.54	145.43	Avg.: 94.50		
55	41	PFISTER Meike	GER	Int1: 20.83 (26)			I1-I2: 11.88 (24)			0.31		Sp1: 120.31 (47)		
				Int2: 32.71 (23)			I2-I3: 22.81 (51)			0.52		Sp2: 119.34 (55)		
				Int3: 55.52 (38)			I3-I4: 27.95 (57)			1.67		Sp3: 98.30 (40)		
				Int4: 1:23.47 (54)			I4-I5: 19.01 (55)			4.09				
				Int5: 1:42.48 (55)			I5-Fin: 14.59 (47)			5.06				
				Fin: 1:57.07 (55)						5.66	148.43	Avg.: 94.41		
56	49	SOSIO Federica	ITA	Int1: 21.52 (56)			I1-I2: 12.50 (55)			1.00		Sp1: 118.64 (54)		
				Int2: 34.02 (56)			I2-I3: 23.47 (57)			1.83		Sp2: 121.44 (50)		
				Int3: 57.49 (57)			I3-I4: 27.84 (56)			3.64		Sp3: 94.92 (55)		
				Int4: 1:25.33 (57)			I4-I5: 19.52 (57)			5.95				
				Int5: 1:44.85 (57)			I5-Fin: 14.90 (56)			7.43				
				Fin: 1:59.75 (56)						8.34	213.81	Avg.: 92.29		
57	54	GAUCHE Laura	FRA	Int1: 21.26 (55)			I1-I2: 12.04 (38)			0.74		Sp1: 121.74 (29)		
				Int2: 33.30 (49)			I2-I3: 22.34 (34)			1.11		Sp2: 114.34 (57)		
				Int3: 55.64 (41)			I3-I4: 27.81 (55)			1.79		Sp3: 102.51 (5)		
				Int4: 1:23.45 (52)			I4-I5: 19.13 (56)			4.07				
				Int5: 1:42.58 (56)			I5-Fin: 17.59 (57)			5.16				
				Fin: 2:00.17 (57)						8.76	223.79	Avg.: 91.97		

<b>LEGEND</b>														
Pos	Intermediate or Speed Position	Int1:	Intermediate 1	Int4:	Intermediate 4	Sp2:	Speed Trap 2							
Avg.	Average Speed for the race	Int2:	Intermediate 2	Int5:	Intermediate 5	Sp3:	Speed Trap 3							
Dist(m)	Distance behind the first	Int3:	Intermediate 3	Sp1:	Speed Trap 1	Fin:	Finish							



**PERFORMANCE ANALYSIS 2 TRAINING 1**

Number of Competitors: 60

Bib	Name	Nation	Positions			Partials			Difference		Speed		
			Pos.	Time	Rank	Pos.	Time	Rank	Time	Dist(m)	Pos.	Km/h	Rank
1	GOGGIA Sofia	ITA	Int1: 20.84 (28)			I1-I2: 11.72 (9)			0.32		Sp1: 122.73 (23)		
			Int2: 32.56 (19)			I2-I3: 21.78 (8)			0.37		Sp2: 128.02 (4)		
			Int3: 54.34 (13)			I3-I4: 25.73 (15)			0.49		Sp3: 103.97 (1)		
			Int4: 1:20.07 (8)			I4-I5: 17.61 (1)			0.69				
			Int5: 1:37.68 (6)			I5-Fin: 13.76 (1)			0.26				
			Fin: 1:51.44 (3)						0.03	0.83	Avg.: 99.17		
2	COOK Stacey	USA	Int1: 20.68 (12)			I1-I2: 11.59 (2)			0.16		Sp1: 125.88 (1)		
			Int2: 32.27 (4)			I2-I3: 21.77 (7)			0.08		Sp2: 125.54 (23)		
			Int3: 54.04 (3)			I3-I4: 25.64 (11)			0.19		Sp3: 99.86 (27)		
			Int4: 1:19.68 (3)			I4-I5: 18.34 (35)			0.30				
			Int5: 1:38.02 (10)			I5-Fin: 13.87 (7)			0.60				
			Fin: 1:51.89 (9)						0.48	13.17	Avg.: 98.78		
3	VENIER Stephanie	AUT	Int1: 20.64 (7)			I1-I2: 11.55 (1)			0.12		Sp1: 125.63 (2)		
			Int2: 32.19 (1)			I2-I3: 22.03 (19)			0.00		Sp2: 122.70 (46)		
			Int3: 54.22 (6)			I3-I4: 26.21 (33)			0.37		Sp3: 102.19 (8)		
			Int4: 1:20.43 (19)			I4-I5: 18.23 (25)			1.05				
			Int5: 1:38.66 (21)			I5-Fin: 13.95 (9)			1.24				
			Fin: 1:52.61 (18)						1.20	32.71	Avg.: 98.14		
4	MIKLOS Edit	HUN	Int1: 20.80 (22)			I1-I2: 11.89 (27)			0.28		Sp1: 120.28 (49)		
			Int2: 32.69 (21)			I2-I3: 22.46 (38)			0.50		Sp2: 125.16 (28)		
			Int3: 55.15 (35)			I3-I4: 26.92 (49)			1.30		Sp3: 97.71 (43)		
			Int4: 1:22.07 (41)			I4-I5: 18.18 (24)			2.69				
			Int5: 1:40.25 (39)			I5-Fin: 14.11 (18)			2.83				
			Fin: 1:54.36 (34)						2.95	79.19	Avg.: 96.64		
5	GUT Lara	SUI	Int1: 20.66 (8)			I1-I2: 11.69 (6)			0.14		Sp1: 121.68 (32)		
			Int2: 32.35 (7)			I2-I3: 21.50 (1)			0.16		Sp2: 124.24 (38)		
			Int3: 53.85 (1)			I3-I4: 25.53 (8)			0.00		Sp3: 100.68 (20)		
			Int4: 1:19.38 (1)			I4-I5: 18.04 (12)			0.00				
			Int5: 1:37.42 (1)			I5-Fin: 14.16 (22)			0.00				
			Fin: 1:51.58 (6)						0.17	4.68	Avg.: 99.05		
6	SIEBENHOFER Ramona	AUT	Int1: 20.82 (24)			I1-I2: 11.98 (38)			0.30		Sp1: 122.05 (28)		
			Int2: 32.80 (30)			I2-I3: 22.04 (21)			0.61		Sp2: 126.03 (20)		
			Int3: 54.84 (26)			I3-I4: 26.30 (37)			0.99		Sp3: 102.17 (9)		
			Int4: 1:21.14 (29)			I4-I5: 18.06 (14)			1.76				
			Int5: 1:39.20 (24)			I5-Fin: 14.25 (27)			2.04				
			Fin: 1:53.45 (24)						2.78	55.20	Avg.: 97.42		
7	HUETTER Cornelia	AUT	Int1: 20.68 (12)			I1-I2: 12.07 (42)			0.16		Sp1: 118.75 (54)		
			Int2: 32.75 (25)			I2-I3: 21.86 (11)			0.56		Sp2: 126.30 (17)		
			Int3: 54.61 (17)			I3-I4: 25.93 (20)			0.76		Sp3: 102.92 (3)		
			Int4: 1:20.54 (21)			I4-I5: 17.92 (8)			1.16				
			Int5: 1:38.46 (17)			I5-Fin: 14.01 (11)			1.04				
			Fin: 1:52.47 (16)						1.06	28.93	Avg.: 98.27		

**PERFORMANCE ANALYSIS 2 TRAINING 1**

Number of Competitors: 60

Bib	Name	Nation	Positions			Partials			Difference		Speed		
			Pos.	Time	Rank	Pos.	Time	Rank	Time	Dist(m)	Pos.	Km/h	Rank
8	WILES Jacqueline	USA	Int1:	20.74	(17)	I1-I2:	11.77	(13)	0.22		Sp1:	123.84	(8)
			Int2:	32.51	(15)								
			Int3:	54.65	(21)	I3-I4:	25.44	(2)	0.80		Sp3:	102.95	(2)
			Int4:	1:20.09	(10)								
			Int5:	1:37.91	(9)	I5-Fin:	14.13	(21)	0.49		Avg.:	98.64	
			Fin:	1:52.04	(10)								0.63
			9	REBENSBURG Viktoria	GER	Int1:	20.79	(20)	I1-I2:	11.97	(36)	0.27	
Int2:	32.76	(26)				I2-I3:	21.51	(3)					
Int3:	54.27	(8)				I3-I4:	25.44	(2)	0.42		Sp3:	102.63	(4)
Int4:	1:19.71	(4)											
Int5:	1:37.48	(2)				I5-Fin:	14.06	(14)	0.06		Avg.:	99.09	
Fin:	1:51.54	(4)											0.13
10	FANCHINI Elena	ITA				Int1:	20.58	(4)	I1-I2:	11.86	(22)	0.06	
			Int2:	32.44	(10)	I2-I3:	21.96	(17)					
			Int3:	54.40	(14)	I3-I4:	25.37	(1)	0.55		Sp3:	100.30	(22)
			Int4:	1:19.77	(5)								
			Int5:	1:37.64	(5)	I5-Fin:	13.79	(2)	0.22		Avg.:	99.18	
			Fin:	1:51.43	(2)								0.02
			11	WEIRATHER Tina	LIE	Int1:	20.82	(24)	I1-I2:	11.59	(2)	0.30	
Int2:	32.41	(9)				I2-I3:	21.74	(5)					
Int3:	54.15	(5)				I3-I4:	25.66	(13)	0.30		Sp3:	99.92	(26)
Int4:	1:19.81	(7)											
Int5:	1:37.56	(4)				I5-Fin:	13.85	(5)	0.14		Avg.:	99.20	
Fin:	1:51.41	(1)											0.00
12	JOHNSON Breezy	USA				Int1:	20.71	(14)	I1-I2:	11.80	(16)	0.19	
			Int2:	32.51	(15)	I2-I3:	22.11	(26)					
			Int3:	54.62	(19)	I3-I4:	25.52	(6)	0.77		Sp3:	102.25	(7)
			Int4:	1:20.14	(12)								
			Int5:	1:37.86	(7)	I5-Fin:	13.80	(3)	0.44		Avg.:	98.98	
			Fin:	1:51.66	(7)								0.25
			13	VONN Lindsey	USA	Int1:	20.66	(8)	I1-I2:	11.59	(2)	0.14	
Int2:	32.25	(3)				I2-I3:	22.08	(23)					
Int3:	54.33	(12)				I3-I4:	25.46	(4)	0.48		Sp3:	99.02	(34)
Int4:	1:19.79	(6)											
Int5:	1:37.88	(8)				I5-Fin:	13.83	(4)	0.46		Avg.:	98.93	
Fin:	1:51.71	(8)											0.30
14	SCHMIDHOFER Nicole	AUT				Int1:	20.88	(30)	I1-I2:	11.88	(25)	0.36	
			Int2:	32.76	(26)	I2-I3:	21.83	(9)					
			Int3:	54.59	(16)	I3-I4:	25.69	(14)	0.74		Sp3:	102.14	(10)
			Int4:	1:20.28	(14)								
			Int5:	1:38.57	(18)	I5-Fin:	14.30	(30)	1.15		Avg.:	97.92	
			Fin:	1:52.87	(22)								1.46
			15	ROSS Laurene	USA	Int1:	21.16	(49)	I1-I2:	12.04	(39)	0.64	
Int2:	33.20	(44)				I2-I3:	22.54	(46)					
Int3:	55.74	(45)				I3-I4:	26.33	(39)	1.89		Sp3:	95.01	(54)
Int4:	1:22.07	(41)											
Int5:	1:40.99	(46)				I5-Fin:	14.44	(37)	3.57		Avg.:	95.75	
Fin:	1:55.43	(46)											4.02
16	SUTER Corinne	SUI				Int1:	20.60	(5)	I1-I2:	11.63	(5)	0.08	
			Int2:	32.23	(2)	I2-I3:	22.05	(22)					
			Int3:	54.28	(10)	I3-I4:	26.04	(25)	0.43		Sp3:	98.36	(39)
			Int4:	1:20.32	(17)								
			Int5:	1:38.58	(19)	I5-Fin:	14.07	(15)	1.16		Avg.:	98.11	
			Fin:	1:52.65	(19)								1.24



**PERFORMANCE ANALYSIS 2 TRAINING 1**

Number of Competitors: 60

Bib	Name	Nation	Positions			Partials			Difference		Speed		
			Pos.	Time	Rank	Pos.	Time	Rank	Time	Dist(m)	Pos.	Km/h	Rank
17	SCHNARF Johanna	ITA	Int1:	20.79	(20)	I1-I2:	11.73	(11)	0.27		Sp1:	123.39	(16)
			Int2:	32.52	(17)	I2-I3:	21.50	(1)	0.33		Sp2:	126.65	(13)
			Int3:	54.02	(2)	I3-I4:	25.50	(5)	0.17		Sp3:	101.11	(15)
			Int4:	1:19.52	(2)	I4-I5:	18.01	(11)	0.14				
			Int5:	1:37.53	(3)	I5-Fin:	14.02	(13)	0.11				
			Fin:	1:51.55	(5)				0.14	3.85	Avg.:	99.08	
18	VEITH Anna	AUT	Int1:	20.95	(33)	I1-I2:	11.90	(28)	0.43		Sp1:	123.69	(12)
			Int2:	32.85	(32)	I2-I3:	21.95	(15)	0.66		Sp2:	125.05	(30)
			Int3:	54.80	(25)	I3-I4:	25.64	(11)	0.95		Sp3:	98.97	(36)
			Int4:	1:20.44	(20)	I4-I5:	18.14	(21)	1.06				
			Int5:	1:38.58	(19)	I5-Fin:	14.19	(24)	1.16				
			Fin:	1:52.77	(21)				1.36	37.02	Avg.:	98.00	
19	SCHEYER Christine	AUT	Int1:	20.52	(1)	I1-I2:	11.79	(15)	0.00		Sp1:	123.73	(10)
			Int2:	32.31	(6)	I2-I3:	21.96	(17)	0.12		Sp2:	127.24	(6)
			Int3:	54.27	(8)	I3-I4:	26.02	(24)	0.42		Sp3:	99.78	(28)
			Int4:	1:20.29	(15)	I4-I5:	18.09	(17)	0.91				
			Int5:	1:38.38	(15)	I5-Fin:	14.07	(15)	0.96				
			Fin:	1:52.45	(15)				1.04	28.39	Avg.:	98.28	
20	FANCHINI Nadia	ITA	Int1:	20.72	(15)	I1-I2:	11.87	(24)	0.20		Sp1:	121.91	(29)
			Int2:	32.59	(20)	I2-I3:	21.95	(15)	0.40		Sp2:	122.51	(48)
			Int3:	54.54	(15)	I3-I4:	26.28	(36)	0.69		Sp3:	96.64	(50)
			Int4:	1:20.82	(24)	I4-I5:	18.61	(43)	1.44				
			Int5:	1:39.43	(28)	I5-Fin:	14.25	(27)	2.01				
			Fin:	1:53.68	(26)				2.27	61.30	Avg.:	97.22	
21	GISIN Michelle	SUI	Int1:	20.78	(19)	I1-I2:	12.12	(46)	0.26		Sp1:	121.43	(35)
			Int2:	32.90	(35)	I2-I3:	22.10	(25)	0.71		Sp2:	125.74	(21)
			Int3:	55.00	(30)	I3-I4:	26.23	(35)	1.15		Sp3:	97.66	(44)
			Int4:	1:21.23	(30)	I4-I5:	18.71	(50)	1.85				
			Int5:	1:39.94	(35)	I5-Fin:	14.53	(43)	2.52				
			Fin:	1:54.47	(35)				3.06	82.07	Avg.:	96.55	
22	HAASER Ricarda	AUT	Int1:			I1-I2:					Sp1:		
			Int2:			I2-I3:					Sp2:		
			Int3:			I3-I4:					Sp3:		
			Int4:			I4-I5:							
			Int5:			I5-Fin:							
			Fin:	DNS							Avg.:		
23	MCKENNIS Alice	USA	Int1:	20.83	(26)	I1-I2:	12.11	(44)	0.31		Sp1:	120.35	(47)
			Int2:	32.94	(38)	I2-I3:	21.84	(10)	0.75		Sp2:	125.06	(29)
			Int3:	54.78	(24)	I3-I4:	26.94	(50)	0.93		Sp3:	100.11	(23)
			Int4:	1:21.72	(39)	I4-I5:	18.14	(21)	2.34				
			Int5:	1:39.86	(33)	I5-Fin:	13.88	(8)	2.44				
			Fin:	1:53.74	(29)				2.33	62.89	Avg.:	97.17	
24	STUFFER Verena	ITA	Int1:	20.66	(8)	I1-I2:	11.81	(18)	0.14		Sp1:	123.51	(13)
			Int2:	32.47	(11)	I2-I3:	21.76	(6)	0.28		Sp2:	126.33	(16)
			Int3:	54.23	(7)	I3-I4:	26.12	(28)	0.38		Sp3:	100.94	(19)
			Int4:	1:20.35	(18)	I4-I5:	17.69	(2)	0.97				
			Int5:	1:38.04	(11)	I5-Fin:	14.00	(10)	0.62				
			Fin:	1:52.04	(10)				0.63	17.26	Avg.:	98.64	
25	LEDECKA Ester	CZE	Int1:	20.96	(34)	I1-I2:	11.92	(32)	0.44		Sp1:	123.49	(14)
			Int2:	32.88	(33)	I2-I3:	22.13	(27)	0.69		Sp2:	126.10	(19)
			Int3:	55.01	(31)	I3-I4:	25.77	(18)	1.16		Sp3:	99.67	(29)
			Int4:	1:20.78	(23)	I4-I5:	17.96	(10)	1.40				
			Int5:	1:38.74	(22)	I5-Fin:	13.85	(5)	1.32				
			Fin:	1:52.59	(17)				1.18	32.18	Avg.:	98.16	



**PERFORMANCE ANALYSIS 2 TRAINING 1**

Number of Competitors: 60

Bib	Name	Nation	Positions			Partials			Difference		Speed		
			Pos.	Time	Rank	Pos.	Time	Rank	Time	Dist(m)	Pos.	Km/h	Rank
26	TVIBERG Maria Therese	NOR	Int1: 21.21 (54)			I1-I2: 12.25 (51)			0.69		Sp1: 118.59 (57)		
			Int2: 33.46 (53)			I2-I3: 22.43 (36)			1.27		Sp2:		
			Int3: 55.89 (50)			I3-I4:			2.04		Sp3:		
			Int4:			I4-I5:					Avg.:		
			Int5:			I5-Fin:							
			Fin: DNF										
27	FLURY Jasmine	SUI	Int1: 21.01 (39)			I1-I2: 11.72 (9)			0.49		Sp1: 123.01 (18)		
			Int2: 32.73 (24)			I2-I3: 21.89 (13)			0.54		Sp2: 122.31 (49)		
			Int3: 54.62 (19)			I3-I4: 26.21 (33)			0.77		Sp3: 95.87 (51)		
			Int4: 1:20.83 (25)			I4-I5: 18.53 (38)			1.45				
			Int5: 1:39.36 (25)			I5-Fin: 14.56 (45)			1.94				
			Fin: 1:53.92 (31)						2.51	67.64	Avg.:	97.02	
28	TIPPLER Tamara	AUT	Int1: 20.73 (16)			I1-I2: 11.80 (16)			0.21		Sp1: 120.62 (43)		
			Int2: 32.53 (18)			I2-I3: 22.61 (49)			0.34		Sp2: 119.76 (54)		
			Int3: 55.14 (34)			I3-I4: 26.50 (45)			1.29		Sp3: 97.12 (47)		
			Int4: 1:21.64 (36)			I4-I5: 18.79 (52)			2.26				
			Int5: 1:40.43 (40)			I5-Fin: 14.84 (55)			3.01				
			Fin: 1:55.27 (43)						3.86	102.80	Avg.:	95.88	
29	MOWINCKEL Ragnhild	NOR	Int1: 20.88 (30)			I1-I2: 11.91 (30)			0.36		Sp1: 119.76 (50)		
			Int2: 32.79 (29)			I2-I3: 22.97 (56)			0.60		Sp2: 124.39 (36)		
			Int3: 55.76 (46)			I3-I4: 26.16 (30)			1.91		Sp3: 98.16 (41)		
			Int4: 1:21.92 (40)			I4-I5: 18.32 (33)			2.54				
			Int5: 1:40.24 (38)			I5-Fin: 14.46 (40)			2.82				
			Fin: 1:54.70 (38)						3.29	88.06	Avg.:	96.36	
30	NUFER Priska	SUI	Int1: 20.84 (28)			I1-I2: 11.86 (22)			0.32		Sp1: 119.52 (52)		
			Int2: 32.70 (22)			I2-I3: 22.19 (30)			0.51		Sp2: 124.11 (40)		
			Int3: 54.89 (27)			I3-I4: 26.36 (41)			1.04		Sp3: 99.00 (35)		
			Int4: 1:21.25 (31)			I4-I5: 18.66 (46)			1.87				
			Int5: 1:39.91 (34)			I5-Fin: 14.59 (47)			2.49				
			Fin: 1:54.50 (36)						3.09	82.85	Avg.:	96.52	
31	SHIFFRIN Mikaela	USA	Int1: 21.00 (38)			I1-I2: 11.90 (28)			0.48		Sp1: 118.62 (56)		
			Int2: 32.90 (35)			I2-I3: 21.87 (12)			0.71		Sp2: 128.24 (2)		
			Int3: 54.77 (23)			I3-I4: 25.52 (6)			0.92		Sp3: 102.36 (6)		
			Int4: 1:20.29 (15)			I4-I5: 18.11 (19)			0.91				
			Int5: 1:38.40 (16)			I5-Fin: 14.34 (33)			0.98				
			Fin: 1:52.74 (20)						1.33	36.22	Avg.:	98.03	
32	WORLEY Tessa	FRA	Int1: 21.20 (53)			I1-I2: 12.18 (48)			0.68		Sp1: 121.51 (33)		
			Int2: 33.38 (51)			I2-I3: 22.33 (34)			1.19		Sp2: 123.12 (44)		
			Int3: 55.71 (44)			I3-I4: 25.76 (16)			1.86		Sp3: 97.31 (46)		
			Int4: 1:21.47 (34)			I4-I5: 18.68 (48)			2.09				
			Int5: 1:40.15 (37)			I5-Fin: 14.63 (50)			2.73				
			Fin: 1:54.78 (39)						3.37	90.14	Avg.:	96.29	
33	AGER Christina	AUT	Int1: 20.54 (3)			I1-I2: 12.22 (50)			0.02		Sp1: 122.09 (27)		
			Int2: 32.76 (26)			I2-I3: 22.46 (38)			0.57		Sp2: 124.15 (39)		
			Int3: 55.22 (36)			I3-I4: 26.49 (43)			1.37		Sp3: 101.13 (14)		
			Int4: 1:21.71 (38)			I4-I5: 18.08 (16)			2.33				
			Int5: 1:39.79 (32)			I5-Fin: 14.12 (19)			2.37				
			Fin: 1:53.91 (30)						2.50	67.38	Avg.:	97.02	
34	WENIG Michaela	GER	Int1: 20.61 (6)			I1-I2: 11.75 (12)			0.09		Sp1: 119.35 (53)		
			Int2: 32.36 (8)			I2-I3: 22.25 (33)			0.17		Sp2: 127.22 (7)		
			Int3: 54.61 (17)			I3-I4: 25.63 (10)			0.76		Sp3: 99.11 (33)		
			Int4: 1:20.24 (13)			I4-I5: 18.04 (12)			0.86				
			Int5: 1:38.28 (14)			I5-Fin: 14.09 (17)			0.86				
			Fin: 1:52.37 (14)						0.96	26.23	Avg.:	98.35	



**PERFORMANCE ANALYSIS 2 TRAINING 1**

Number of Competitors: 60

Bib	Name	Nation	Positions			Partials			Difference		Speed				
			Pos.	Time	Rank	Pos.	Time	Rank	Time	Dist(m)	Pos.	Km/h	Rank		
35	MIRADOLI Romane	FRA	Int1:	21.15	(48)	I1-I2:	11.95	(35)	0.63	72.90	Avg.:	122.87	(21)		
			Int2:	33.10	(42)		I2-I3:	22.55	(47)			0.91	Sp2:	127.03	(12)
			Int3:	55.65	(43)		I3-I4:	25.93	(20)			1.80	Sp3:	101.09	(16)
			Int4:	1:21.58	(35)		I4-I5:	18.16	(23)			2.20			
			Int5:	1:39.74	(31)		I5-Fin:	14.38	(35)			2.32			
			Fin:	1:54.12	(33)							2.71			
36	FEIERABEND Denise	SUI	Int1:	21.17	(50)	I1-I2:	12.07	(42)	0.65	105.38	Avg.:	121.01	(40)		
			Int2:	33.24	(47)		I2-I3:	22.80	(52)			1.05	Sp2:	124.10	(41)
			Int3:	56.04	(51)		I3-I4:	26.35	(40)			2.19	Sp3:	95.84	(52)
			Int4:	1:22.39	(46)		I4-I5:	18.53	(38)			3.01			
			Int5:	1:40.92	(45)		I5-Fin:	14.45	(39)			3.50			
			Fin:	1:55.37	(44)							3.96			
37	DENGSCHERZ Dajana	AUT	Int1:	20.66	(8)	I1-I2:	11.81	(18)	0.14	18.08	Avg.:	124.49	(5)		
			Int2:	32.47	(11)		I2-I3:	21.67	(4)			0.28	Sp2:	125.34	(25)
			Int3:	54.14	(4)		I3-I4:	25.98	(22)			0.29	Sp3:	99.59	(31)
			Int4:	1:20.12	(11)		I4-I5:	17.94	(9)			0.74			
			Int5:	1:38.06	(12)		I5-Fin:	14.01	(11)			0.64			
			Fin:	1:52.07	(12)							0.66			
38	GAUTHIER Tiffany	FRA	Int1:	20.99	(35)	I1-I2:	12.13	(47)	0.47	106.66	Avg.:	121.45	(34)		
			Int2:	33.12	(43)		I2-I3:	22.51	(43)			0.93	Sp2:	125.59	(22)
			Int3:	55.63	(41)		I3-I4:	26.49	(43)			1.78	Sp3:	98.96	(37)
			Int4:	1:22.12	(44)		I4-I5:	18.47	(36)			2.74			
			Int5:	1:40.59	(44)		I5-Fin:	14.83	(53)			3.17			
			Fin:	1:55.42	(45)							4.01			
39	DELAGO Nicol	ITA	Int1:	20.99	(35)	I1-I2:	11.82	(20)	0.47		Avg.:	124.30	(7)		
			Int2:	32.81	(31)		I2-I3:	21.92	(14)			0.62	Sp2:		
			Int3:	54.73	(22)		I3-I4:					0.88	Sp3:		
			Int4:				I4-I5:								
			Int5:				I5-Fin:								
			Fin:	DNF											
40	MERRYWEATHER Alice	USA	Int1:	21.04	(41)	I1-I2:	11.94	(34)	0.52	72.11	Avg.:	120.60	(44)		
			Int2:	32.98	(39)		I2-I3:	22.46	(38)			0.79	Sp2:	125.19	(27)
			Int3:	55.44	(38)		I3-I4:	25.56	(9)			1.59	Sp3:	97.39	(45)
			Int4:	1:21.00	(26)		I4-I5:	18.65	(45)			1.62			
			Int5:	1:39.65	(30)		I5-Fin:	14.44	(37)			2.23			
			Fin:	1:54.09	(32)							2.68			
41	PFISTER Meike	GER	Int1:	20.83	(26)	I1-I2:	11.88	(25)	0.31	148.43	Avg.:	120.31	(48)		
			Int2:	32.71	(23)		I2-I3:	22.81	(53)			0.52	Sp2:	119.34	(55)
			Int3:	55.52	(39)		I3-I4:	27.95	(57)			1.67	Sp3:	98.30	(40)
			Int4:	1:23.47	(54)		I4-I5:	19.01	(55)			4.09			
			Int5:	1:42.48	(55)		I5-Fin:	14.59	(47)			5.06			
			Fin:	1:57.07	(55)							5.66			
42	HAEHLEN Joana	SUI	Int1:	20.52	(1)	I1-I2:	11.77	(13)	0.00	24.87	Avg.:	121.24	(38)		
			Int2:	32.29	(5)		I2-I3:	22.03	(19)			0.10	Sp2:	127.04	(11)
			Int3:	54.32	(11)		I3-I4:	25.76	(16)			0.47	Sp3:	101.63	(11)
			Int4:	1:20.08	(9)		I4-I5:	18.12	(20)			0.70			
			Int5:	1:38.20	(13)		I5-Fin:	14.12	(19)			0.78			
			Fin:	1:52.32	(13)							0.91			
43	PIOT Jennifer	FRA	Int1:	20.77	(18)	I1-I2:	11.71	(8)	0.25	51.48	Avg.:	124.47	(6)		
			Int2:	32.48	(13)		I2-I3:	22.47	(41)			0.29	Sp2:	126.53	(15)
			Int3:	54.95	(28)		I3-I4:	25.80	(19)			1.10	Sp3:	99.62	(30)
			Int4:	1:20.75	(22)		I4-I5:	18.30	(31)			1.37			
			Int5:	1:39.05	(23)		I5-Fin:	14.26	(29)			1.63			
			Fin:	1:53.31	(23)							1.90			



**PERFORMANCE ANALYSIS 2 TRAINING 1**

Number of Competitors: 60

Bib	Name	Nation	Positions			Partials			Difference		Speed		
			Pos.	Time	Rank	Pos.	Time	Rank	Time	Dist(m)	Pos.	Km/h	Rank
44	FERK Marusa	SLO	Int1:	21.06	(42)	I1-I2:	12.18	(48)	0.54		Sp1:	118.47	(58)
			Int2:	33.24	(47)	I2-I3:	23.17	(58)	1.05		Sp2:	123.57	(43)
			Int3:	56.41	(56)	I3-I4:	27.08	(52)	2.56		Sp3:	96.92	(49)
			Int4:	1:23.49	(55)	I4-I5:	18.63	(44)	4.11				
			Int5:	1:42.12	(53)	I5-Fin:	14.83	(53)	4.70				
			Fin:	1:56.95	(54)				5.54	145.43	Avg.:	94.50	
45	GRENIER Valerie	CAN	Int1:	20.80	(22)	I1-I2:	11.70	(7)	0.28		Sp1:	123.42	(15)
			Int2:	32.50	(14)	I2-I3:	22.45	(37)	0.31		Sp2:	114.83	(56)
			Int3:	54.95	(28)	I3-I4:	26.32	(38)	1.10		Sp3:	101.07	(17)
			Int4:	1:21.27	(32)	I4-I5:	18.72	(51)	1.89				
			Int5:	1:39.99	(36)	I5-Fin:	14.57	(46)	2.57				
			Fin:	1:54.56	(37)				3.15	84.41	Avg.:	96.47	
46	ORTLIEB Nina	AUT	Int1:	21.01	(39)	I1-I2:	11.97	(36)	0.49		Sp1:	122.98	(19)
			Int2:	32.98	(39)	I2-I3:	22.57	(48)	0.79		Sp2:	121.01	(52)
			Int3:	55.55	(40)	I3-I4:	26.14	(29)	1.70		Sp3:	95.54	(53)
			Int4:	1:21.69	(37)	I4-I5:	18.87	(53)	2.31				
			Int5:	1:40.56	(41)	I5-Fin:	14.35	(34)	3.14				
			Fin:	1:54.91	(40)				3.50	93.51	Avg.:	96.18	
47	WEIDLE Kira	GER	Int1:	21.12	(46)	I1-I2:	11.92	(32)	0.60		Sp1:	125.04	(3)
			Int2:	33.04	(41)	I2-I3:	22.23	(32)	0.85		Sp2:	126.20	(18)
			Int3:	55.27	(37)	I3-I4:	26.19	(31)	1.42		Sp3:	101.62	(12)
			Int4:	1:21.46	(33)	I4-I5:	18.06	(14)	2.08				
			Int5:	1:39.52	(29)	I5-Fin:	14.20	(25)	2.10				
			Fin:	1:53.72	(27)				2.31	62.36	Avg.:	97.19	
48	GAGNON Marie-Michele	CAN	Int1:	20.99	(35)	I1-I2:	11.91	(30)	0.47		Sp1:	122.14	(26)
			Int2:	32.90	(35)	I2-I3:	22.18	(29)	0.71		Sp2:	125.44	(24)
			Int3:	55.08	(32)	I3-I4:	26.04	(25)	1.23		Sp3:	101.52	(13)
			Int4:	1:21.12	(28)	I4-I5:	18.25	(27)	1.74				
			Int5:	1:39.37	(26)	I5-Fin:	14.18	(23)	1.95				
			Fin:	1:53.55	(25)				2.14	57.86	Avg.:	97.33	
49	SOSIO Federica	ITA	Int1:	21.52	(58)	I1-I2:	12.50	(57)	1.00		Sp1:	118.64	(55)
			Int2:	34.02	(58)	I2-I3:	23.47	(59)	1.83		Sp2:	121.44	(50)
			Int3:	57.49	(59)	I3-I4:	27.84	(56)	3.64		Sp3:	94.92	(55)
			Int4:	1:25.33	(57)	I4-I5:	19.52	(57)	5.95				
			Int5:	1:44.85	(57)	I5-Fin:	14.90	(56)	7.43				
			Fin:	1:59.75	(56)				8.34	213.81	Avg.:	92.29	
50	HOFER Anna	ITA	Int1:	21.11	(45)	I1-I2:	12.11	(44)	0.59		Sp1:	119.73	(51)
			Int2:	33.22	(46)	I2-I3:	22.66	(51)	1.03		Sp2:	122.59	(47)
			Int3:	55.88	(49)	I3-I4:	26.19	(31)	2.03		Sp3:	100.05	(25)
			Int4:	1:22.07	(41)	I4-I5:	18.49	(37)	2.69				
			Int5:	1:40.56	(41)	I5-Fin:	14.52	(42)	3.14				
			Fin:	1:55.08	(42)				3.67	97.90	Avg.:	96.04	
51	COLETTI Alexandra	MON	Int1:	21.07	(43)	I1-I2:	11.82	(20)	0.55		Sp1:	122.25	(25)
			Int2:	32.89	(34)	I2-I3:	22.20	(31)	0.70		Sp2:	125.29	(26)
			Int3:	55.09	(33)	I3-I4:	25.98	(22)	1.24		Sp3:	99.12	(32)
			Int4:	1:21.07	(27)	I4-I5:	18.32	(33)	1.69				
			Int5:	1:39.39	(27)	I5-Fin:	14.33	(31)	1.97				
			Fin:	1:53.72	(27)				2.31	62.36	Avg.:	97.19	
52	LIE Kajsja Vickhoff	NOR	Int1:	20.90	(32)	I1-I2:	12.31	(52)	0.38		Sp1:	120.75	(42)
			Int2:	33.21	(45)	I2-I3:	22.65	(50)	1.02		Sp2:	122.73	(45)
			Int3:	55.86	(48)	I3-I4:	26.63	(46)	2.01		Sp3:	100.40	(21)
			Int4:	1:22.49	(47)	I4-I5:	18.55	(41)	3.11				
			Int5:	1:41.04	(47)	I5-Fin:	14.77	(52)	3.62				
			Fin:	1:55.81	(48)				4.40	116.64	Avg.:	95.43	



**PERFORMANCE ANALYSIS 2 TRAINING 1**

Number of Competitors: 60

Bib	Name	Nation	Positions			Partials			Difference		Speed		
			Pos.	Time	Rank	Pos.	Time	Rank	Time	Dist(m)	Pos.	Km/h	Rank
53	KRIZOVA Klara	CZE	Int1: 21.22 (55)			I1-I2: 12.04 (39)			0.70		Sp1: 121.31 (37)		
			Int2: 33.26 (49)			I2-I3: 22.51 (43)			1.07		Sp2: 121.38 (51)		
			Int3: 55.77 (47)			I3-I4: 27.20 (53)			1.92		Sp3: 100.06 (24)		
			Int4: 1:22.97 (50)			I4-I5: 18.58 (42)			3.59				
			Int5: 1:41.55 (50)			I5-Fin: 14.74 (51)			4.13				
			Fin: 1:56.29 (51)						4.88	128.83	Avg.: 95.04		
54	GAUCHE Laura	FRA	Int1: 21.26 (57)			I1-I2: 12.04 (39)			0.74		Sp1: 121.74 (30)		
			Int2: 33.30 (50)			I2-I3: 22.34 (35)			1.11		Sp2: 114.34 (57)		
			Int3: 55.64 (42)			I3-I4: 27.81 (55)			1.79		Sp3: 102.51 (5)		
			Int4: 1:23.45 (52)			I4-I5: 19.13 (56)			4.07				
			Int5: 1:42.58 (56)			I5-Fin: 17.59 (57)			5.16				
			Fin: 2:00.17 (57)						8.76	223.79	Avg.: 91.97		
55	SMALL Greta	AUS	Int1: 21.18 (52)			I1-I2: 12.55 (59)			0.66		Sp1: 120.45 (46)		
			Int2: 33.73 (56)			I2-I3: 22.84 (55)			1.54		Sp2: 124.94 (32)		
			Int3: 56.57 (58)			I3-I4: 27.26 (54)			2.72		Sp3: 100.99 (18)		
			Int4: 1:23.83 (56)			I4-I5: 18.23 (25)			4.45				
			Int5: 1:42.06 (52)			I5-Fin: 14.33 (31)			4.64				
			Fin: 1:56.39 (52)						4.98	131.36	Avg.: 94.96		
56	FLECKENSTEIN Stefanie	CAN	Int1: 21.09 (44)			I1-I2: 12.36 (53)			0.57		Sp1: 120.83 (41)		
			Int2: 33.45 (52)			I2-I3: 23.01 (57)			1.26		Sp2: 124.63 (35)		
			Int3: 56.46 (57)			I3-I4: 27.00 (51)			2.61		Sp3: 93.32 (57)		
			Int4: 1:23.46 (53)			I4-I5: 18.68 (48)			4.08				
			Int5: 1:42.14 (54)			I5-Fin: 14.61 (49)			4.72				
			Fin: 1:56.75 (53)						5.34	140.42	Avg.: 94.66		
57	REMME Roni	CAN	Int1: 21.23 (56)			I1-I2: 12.53 (58)			0.71		Sp1: 122.49 (24)		
			Int2: 33.76 (57)			I2-I3: 22.53 (45)			1.57		Sp2: 124.72 (34)		
			Int3: 56.29 (54)			I3-I4: 26.80 (48)			2.44		Sp3: 94.45 (56)		
			Int4: 1:23.09 (51)			I4-I5: 18.67 (47)			3.71				
			Int5: 1:41.76 (51)			I5-Fin: 14.21 (26)			4.34				
			Fin: 1:55.97 (50)						4.56	120.71	Avg.: 95.30		
58	WILLINGER Georgia	NZL	Int1: 21.72 (59)			I1-I2: 12.42 (56)			1.20		Sp1: 122.87 (21)		
			Int2: 34.14 (59)			I2-I3: 22.09 (24)			1.95		Sp2: 127.15 (9)		
			Int3: 56.23 (53)			I3-I4: 26.07 (27)			2.38		Sp3: 98.95 (38)		
			Int4: 1:22.30 (45)			I4-I5: 18.26 (28)			2.92				
			Int5: 1:40.56 (41)			I5-Fin: 14.47 (41)			3.14				
			Fin: 1:55.03 (41)						3.62	96.61	Avg.: 96.08		
59	TOMMY Mikaela	CAN	Int1: 21.17 (50)			I1-I2: 12.40 (54)			0.65		Sp1: 121.72 (31)		
			Int2: 33.57 (55)			I2-I3: 22.47 (41)			1.38		Sp2: 123.85 (42)		
			Int3: 56.04 (51)			I3-I4: 26.71 (47)			2.19		Sp3: 97.01 (48)		
			Int4: 1:22.75 (48)			I4-I5: 18.31 (32)			3.37				
			Int5: 1:41.06 (48)			I5-Fin: 14.40 (36)			3.64				
			Fin: 1:55.46 (47)						4.05	107.69	Avg.: 95.72		
60	POPOVIC Leona	CRO	Int1: 21.13 (47)			I1-I2: 12.40 (54)			0.61		Sp1: 120.56 (45)		
			Int2: 33.53 (54)			I2-I3: 22.81 (53)			1.34		Sp2: 119.97 (53)		
			Int3: 56.34 (55)			I3-I4: 26.41 (42)			2.49		Sp3: 98.11 (42)		
			Int4: 1:22.75 (48)			I4-I5: 18.53 (38)			3.37				
			Int5: 1:41.28 (49)			I5-Fin: 14.53 (43)			3.86				
			Fin: 1:55.81 (48)						4.40	116.64	Avg.: 95.43		

<b>LEGEND</b>					
<b>Pos</b>	Intermediate or Speed Position	<b>Int2:</b>	Intermediate 2	<b>DNF</b>	Did Not Finish
<b>Avg.</b>	Average Speed for the race	<b>Int3:</b>	Intermediate 3	<b>Sp1:</b>	Speed Trap 1
<b>Dist(m)</b>	Distance behind the first	<b>Int4:</b>	Intermediate 4	<b>Sp2:</b>	Speed Trap 2
<b>Int1:</b>	Intermediate 1	<b>Int5:</b>	Intermediate 5	<b>Sp3:</b>	Speed Trap 3
				<b>DNS</b>	Did Not Start
				<b>Fin:</b>	Finish

