



FIS Cup
20th FIS Cup Competition
Villach (AUT)



NORMAL HILL INDIVIDUAL
OFFICIAL RESULTS

SUN 25 FEB 2018
START: 09:57
END: 11:33

Jury/Competition Management				Judges					Hill Data		
Coordinator	Forrer Ueli, FIS			A	Millonig Franz, AUT				Hill Size	98 m	
TD	Wolf Stefan, AUT			B	Engl Stefan, AUT				K-Point	90 m	
TD Assistant	Denifl Claudia, AUT			C	Kuglitsch Thomas, AUT				Meter Value	2.0 Points/m	
Chief of Competition	Ortner Dietmar, AUT			D	Bachmayer Johann, AUT						
				E	Hoelzl Karl, AUT						


Rank	Bib	Name Club	Nation Birthdate	Speed	Dist	DP						JP	Round Points	Total	
							A	B	C	D	E				
1.	65	TOLLINGER Elias SV Innsbruck-Bergisel-Tirol	AUT 25 MAR 1995	81.6	97.0	74.0	19.0	19.0	19.0	19.0	19.0	57.0	131.0	1.	252.5
				81.5	93.0	66.0	18.5	18.5	17.5	18.5	19.0	55.5	121.5	5.	
2.	58	LACKNER Thomas HSV Absam-Bergisel-Tirol	AUT 09 APR 1993	80.6	93.0	66.0	18.5	18.5	18.0	18.5	18.5	55.5	121.5	4.	250.0
				81.2	96.0	72.0	19.0	19.0	18.5	18.5	19.0	56.5	128.5	3.	
3.	61	SCHWANN Mika KSG Klagenfurt-Kaernten	AUT 30 JUL 1999	80.4	88.0	56.0	18.0	18.0	17.5	18.0	18.0	54.0	110.0	17.	242.0
				81.4	98.0	76.0	18.5	18.5	19.0	18.5	19.0	56.0	132.0	1.	
3.	59	SEIDL Fabian Sc Auerbach	GER 23 JUN 1997	80.4	94.0	68.0	18.0	18.0	17.5	18.0	18.0	54.0	122.0	3.	242.0
				80.5	93.0	66.0	18.0	18.0	17.5	18.5	18.0	54.0	120.0	7.	
5.	60	POGRAJC Andraz SK Zagorje	SLO 26 SEP 1991	80.4	98.0	76.0	18.0	17.5	17.5	17.5	18.0	53.0	129.0	2.	240.0
				80.6	88.5	57.0	18.0	18.0	18.0	18.0	18.0	54.0	111.0	19.	
6.	39	HOERL Jan	AUT 16 OCT 1998	80.4	91.5	63.0	18.0	18.5	18.0	18.0	18.0	54.0	117.0	7.	237.5
				80.3	92.5	65.0	18.5	18.5	18.0	18.5	19.0	55.5	120.5	6.	
7.	49	FUCHS Tim SC Degenfeld	GER 03 AUG 1997	80.9	93.5	67.0	17.5	17.5	17.5	18.0	18.0	53.0	120.0	5.	235.5
				81.5	91.0	62.0	18.5	17.5	17.5	18.0	18.0	53.5	115.5	13.	
8.	57	SCHIFFNER Markus UVB Hinznbach-Oberoesterreich	AUT 05 JUN 1992	80.6	91.0	62.0	18.0	18.5	18.0	18.0	18.5	54.5	116.5	9.	234.5
				80.3	92.0	64.0	18.0	18.0	17.5	18.0	18.0	54.0	118.0	9.	
9.	47	WIENERROITHER Julian SK Saalfelden-Salzburg	AUT 05 JUL 1999	80.6	86.5	53.0	17.0	17.5	17.0	17.0	18.0	51.5	104.5	21.	234.0
				81.0	97.0	74.0	18.5	18.5	18.5	18.5	18.5	55.5	129.5	2.	
10.	54	OSTERC Aljaz Ssk Velenje	SLO 02 MAR 1999	80.8	92.0	64.0	17.5	17.5	18.0	17.5	18.0	53.0	117.0	7.	233.5
				80.3	93.0	66.0	17.0	16.0	16.5	17.0	17.5	50.5	116.5	11.	
10.	48	LIENHER Maximilian Kitzbueheler Ski Club-Tirol	AUT 30 JAN 1999	80.8	92.5	65.0	18.0	18.5	18.5	18.0	18.5	55.0	120.0	5.	233.5
				81.5	90.0	60.0	18.0	17.5	18.0	17.5	18.5	53.5	113.5	18.	
12.	25	DIESS Martin SC Bischofshofen-Salzburg	AUT 02 MAR 1997	80.6	91.0	62.0	18.0	18.0	17.5	17.5	18.0	53.5	115.5	11.	231.5
				80.9	92.0	64.0	17.5	16.5	17.0	18.0	17.5	52.0	116.0	12.	
13.	56	HOFER Thomas SV Innsbruck-Bergisel-Tirol	AUT 28 JAN 1996	81.1	89.0	58.0	17.5	17.5	17.5	17.5	18.5	52.5	110.5	16.	230.5
				81.4	93.0	66.0	18.0	18.0	18.0	18.0	18.5	54.0	120.0	7.	
14.	62	STEINER Maximilian WSV Bad Ischl-NTS-Oberoesterreic	AUT 04 MAY 1996	80.5	89.0	58.0	18.0	17.5	17.5	18.0	18.0	53.5	111.5	15.	229.5
				80.8	92.0	64.0	18.5	18.0	18.0	18.0	18.0	54.0	118.0	9.	
15.	64	RUPITSCH Markus KSG Klagenfurt-Kaernten	AUT 08 NOV 1997	81.2	90.5	61.0	18.0	18.5	18.5	18.5	18.5	55.5	116.5	9.	227.5
				81.1	89.0	58.0	18.0	17.0	17.5	17.5	18.0	53.0	111.0	19.	
16.	52	JUSTIN Rok SSD Stol Zirovnica	SLO 06 APR 1993	81.0	85.5	51.0	17.0	17.5	17.0	17.5	17.5	52.0	103.0	23.	225.0
				81.1	94.0	68.0	18.0	18.5	18.0	18.0	18.0	54.0	122.0	4.	
17.	38	KUS Jan SSK Ilirija	SLO 08 MAR 1998	81.2	88.5	57.0	16.5	17.0	17.0	17.5	17.5	51.5	108.5	19.	223.5
				81.1	91.5	63.0	18.0	16.5	17.5	17.0	17.5	52.0	115.0	15.	

data processing by **[ewoxx]**

visit fis-ski.com for official results

printed 25 FEB 2018, 11:34:39

Page 1 from 4





FIS Cup
20th FIS Cup Competition
Villach (AUT)



NORMAL HILL INDIVIDUAL

SUN 25 FEB 2018

OFFICIAL RESULTS

START: 09:57

END: 11:33

Rank	Bib	Name Club	Nation Birthdate	Speed		Dist	DP	A	B	C	D	E	JP	Round Points	Total	
18.	41	SAMEC Matevz SSK Ljubno BTC	SLO 20 AUG 1997	80.4	91.5	63.0	17.0	18.0	17.0	17.5	17.0	17.0	51.5	114.5	13.	216.5
				80.6	85.5									51.0	17.0	
18.	7	BOGATAJ Tine SSK Ilirija	SLO 11 MAY 1998	80.7	86.5	53.0	15.5	16.5	16.0	16.5	17.5	17.5	49.0	102.0	25.	216.5
				80.6	91.0									62.0	18.0	
20.	43	SCHUBERT Johannes Sg Nickelhuetten aue	GER 04 APR 1997	80.9	84.5	49.0	17.0	17.0	17.0	16.5	17.5	17.5	51.0	100.0	27.	215.5
				81.0	91.0									62.0	18.0	
21.	46	PREVC Cene Sk Triglav kranj	SLO 12 MAR 1996	80.9	87.0	54.0	17.0	17.5	17.5	17.5	17.5	17.5	52.5	106.5	20.	214.0
				80.9	88.0									56.0	17.0	
22.	33	RAINER Stefan	AUT 15 AUG 1999	81.3	86.0	52.0	17.5	17.0	17.0	17.0	17.0	17.0	51.0	103.0	23.	212.5
				80.9	88.5									57.0	17.5	
23.	45	HAHN Julian SG Nickelhuetten Aue	GER 07 NOV 1997	80.4	83.5	47.0	16.5	17.0	17.0	17.0	17.0	17.0	51.0	98.0	28.	212.0
				80.6	90.0									60.0	18.0	
24.	55	WAGNER Lukas WSV 08 Lauscha	GER 07 MAR 1995	80.0	84.5	49.0	17.0	17.5	17.5	17.5	17.5	17.5	52.5	101.5	26.	209.5
				80.0	88.0									56.0	17.0	
25.	40	KRAUS Marinus WSV Oberaudorf	GER 13 FEB 1991	80.2	90.5	61.0	18.0	18.0	18.0	18.0	18.5	18.5	54.0	115.0	12.	209.0
				80.6	90.5									61.0	11.0	
26.	63	MAYLAENDER Dominik SC Degenfeld	GER 20 MAR 1995	81.3	89.5	59.0	18.0	17.5	17.5	18.0	17.0	17.0	53.0	112.0	14.	207.0
				81.1	92.0									64.0	11.0	
27.	10	NIKOLAEV Konstantin Start Permsky kraj	RUS 26 JUL 2000	80.4	83.0	46.0	16.5	17.0	16.5	16.5	16.5	16.5	49.5	95.5	30.	195.0
				80.3	85.0									50.0	16.5	
28.	24	DZHAFAROV Zakhir	RUS 01 OCT 1998	79.9	85.5	51.0	17.5	17.5	17.5	17.5	17.5	17.5	52.5	103.5	22.	188.0
				80.0	77.5									35.0	16.5	
29.	37	TARMAN Rok Nd Ratece planica	SLO 18 OCT 1997	80.8	88.5	57.0	17.5	18.0	17.5	17.5	18.0	18.0	53.0	110.0	17.	177.0
				80.9	73.5									27.0	13.5	
30.	15	ZAMBELLI Gabriele GS MONTE GINER	ITA 08 MAR 1999	80.3	83.0	46.0	16.0	17.0	16.5	17.0	16.5	16.5	50.0	96.0	29.	165.0
				80.3	71.5									23.0	15.0	

Not qualified for final round


31.	53	KYTOESAHO Niko Ounasvaaran Hiihtoseura	FIN 18 DEC 1999	80.8	82.0	44.0	16.5	16.5	16.5	17.0	17.0	50.0			94.0
32.	2	WACKERNELL Julian Sv Innsbruck-bergisel	AUT 21 JAN 2000	80.7	81.0	42.0	17.0	17.0	17.0	16.5	16.5	50.5			92.5
33.	42	KOGLER Patrick Kitzbueheler Ski Club-Tirol	AUT 19 APR 1997	80.9	81.0	42.0	16.5	17.0	16.5	17.0	16.5	50.0			92.0
34.	31	VODUSEK Lovro Ssk Ljubno btc	SLO 28 DEC 2000	80.7	81.5	43.0	16.0	16.0	16.0	16.5	16.0	48.0			91.0
35.	50	REISENAUER Janni TSU St. Veit-Salzburg	AUT 07 NOV 1997	80.7	80.5	41.0	16.5	16.5	16.5	16.5	17.5	49.5			90.5
35.	34	VALTINER Noah SV Schwarzach-Salzburg	AUT 10 MAY 1999	80.7	80.5	41.0	16.5	16.0	17.0	16.5	16.5	49.5			90.5
37.	30	SELČER Radek Tj Frenstat pod radhostem	CZE 10 AUG 2001	80.0	80.0	40.0	16.5	16.5	16.5	17.0	17.0	50.0			90.0

data processing by **[ewoxx]**

visit fis-ski.com for official results

printed 25 FEB 2018, 11:34:39

Page 2 from 4





FIS Cup
20th FIS Cup Competition
Villach (AUT)



NORMAL HILL INDIVIDUAL

SUN 25 FEB 2018

OFFICIAL RESULTS

START: 09:57

END: 11:33

Rank	Bib	Name Club	Nation Birthdate	Speed	Dist	DP	A	B	C	D	E	JP	Round Points	Total
38.	35	NIETZEL Justin Sc Hinterzarten	GER 17 SEP 1997	80.6	79.5	39.0	16.0	16.0	16.5	16.5	16.5	49.0		88.0
39.	28	KOTIK Kiril	RUS 02 NOV 1998	80.1	79.5	39.0	15.0	16.0	16.5	16.5	16.0	48.5		87.5
39.	27	VAVERKA Petr Tj Frenstat pod radhostem	CZE 20 JUN 2003	80.6	79.5	39.0	16.0	16.0	16.5	16.5	16.0	48.5		87.5
41.	29	LASOTA Damian TJ Trinec	CZE 11 MAY 1997	80.6	78.0	36.0	16.0	16.0	16.5	16.5	16.5	49.0		85.0
42.	17	MARCHUKOV Aleksandr Sankt-Petersburg	RUS 08 OCT 2000	80.5	78.0	36.0	16.0	16.0	16.5	16.0	15.5	48.0		84.0
43.	51	WINTER Paul SC Willingen	GER 05 OCT 1997	80.9	77.0	34.0	16.0	16.5	16.5	17.0	16.5	49.5		83.5
43.	44	BRADATSCH Sebastian WSC 07 Ruhla	GER 08 MAY 1996	80.5	77.0	34.0	16.0	16.5	16.5	16.5	16.5	49.5		83.5
45.	3	SCHMALNAUER Maximilian WSV Bad Ischl-NTS-Oberoesterr	AUT 27 AUG 1998	80.4	77.0	34.0	16.0	16.5	16.0	16.5	16.0	48.5		82.5
46.	9	HOLUB Benedikt Tj Frenstat pod radhostem	CZE 02 OCT 2000	80.8	77.0	34.0	16.0	16.0	16.0	16.5	16.0	48.0		82.0
46.	1	MITTENDORFER Florian Nordicskiteam Salzkammergut-O	AUT 23 SEP 1999	79.8	76.5	33.0	16.5	16.5	16.5	16.0	16.0	49.0		82.0
48.	36	HAAGEN Philipp ESV Muerzzuschlag-Steiermark	AUT 06 JUL 1999	80.9	75.5	31.0	16.0	16.0	15.5	16.0	16.0	48.0		79.0
49.	12	LEE Juchan	KOR 03 SEP 1996	80.1	74.5	29.0	16.0	16.0	16.5	16.5	16.0	48.5		77.5
50.	32	KOS Lovro SSK Ilirija	SLO 23 JUL 1999	80.4	75.0	30.0	15.0	15.5	15.5	16.0	15.5	46.5		76.5
51.	8	SARKISIANI Artur Bakuriani	GEO 29 AUG 1996	80.5	74.0	28.0	15.5	16.0	16.0	16.0	16.0	48.0		76.0
51.	5	SAFONOV Gleb Almaty Skiclub	KAZ 11 SEP 2001	81.0	74.0	28.0	16.0	16.0	16.0	16.0	15.5	48.0		76.0
53.	22	BOLTON Sam	GBR 09 DEC 2002	80.8	70.0	20.0	15.0	16.0	15.5	16.0	16.0	47.5		67.5
54.	13	DEVYATKIN Nikita	KAZ 03 APR 1999	79.3	70.0	20.0	15.5	15.5	15.5	16.0	15.5	46.5		66.5
55.	14	TREMBLAY Stephane	CAN 07 FEB 2003	79.8	69.0	18.0	15.5	16.0	15.5	16.0	15.5	47.0		65.0
55.	11	AKHABADZE Sergey Bakuriani	GEO 21 MAR 1995	80.6	69.5	19.0	14.5	15.5	15.5	15.5	15.0	46.0		65.0
57.	26	MOERTH Francisco	AUT 09 JUL 1999	80.7	67.0	14.0	15.5	15.0	16.0	15.5	15.5	46.5		60.5
58.	21	MOLNAR Florian Koszegi SE	HUN 14 MAR 2002	80.6	67.5	15.0	14.0	14.5	14.5	14.0	14.0	42.5		57.5

data processing by **[eWOXX]**


visit fis-ski.com for official results

printed 25 FEB 2018, 11:34:39

Page 3 from 4



villach :sport





FIS Cup
20th FIS Cup Competition
Villach (AUT)



NORMAL HILL INDIVIDUAL

SUN 25 FEB 2018

OFFICIAL RESULTS

START: 09:57

END: 11:33

Rank	Bib	Name Club	Nation Birthdate	Speed	Dist	DP	A	B	C	D	E	JP	Round Points	Total
59.	23	RYDL Radek Ski Klub Harrachov	CZE 15 JUL 2001	80.5	67.0	14.0	13.5	14.0	14.0	14.0	14.0	42.0		56.0
59.	19	SI Jeongheon	KOR 19 MAY 1994	80.6	67.0	14.0	14.0	14.5	14.5	13.5	13.5	42.0		56.0
61.	16	SHUBITIDZE George Bakuriani	GEO 17 AUG 1997	80.2	60.5	1.0	14.5	14.0	15.0	14.5	14.5	43.5		44.5
62.	18	STRETCH Max	CAN 25 MAR 2002	80.0	58.0	-4.0	15.0	13.5	14.5	14.5	15.0	44.0		40.0
63.	6	GOBOZOVI Alan Bakuriani	GEO 13 SEP 2004	79.0	52.5	-15.0	14.0	13.5	14.0	13.5	14.0	41.5		26.5
64.	4	KADYROV Ilshat Almaty Ski Club	KAZ 03 MAY 2004	79.1	53.5	-13.0	12.5	13.0	13.0	13.0	13.0	39.0		26.0

Disqualified

Bib	Name	Reason
20	KRAVTSOV Sergey	SCE1 Ski

Weather Information

	Weather	Snow [°C]	Air [°C]	Humidity [%]	Wind [m/s]		
					Min	Avg	Max
1st round	sunny	-8	-6	57	0.0	0.0	0.0
2nd round	sunny	-8	-5	57	0.0	0.0	0.0

Statistics

	Gate	Athletes	Falls	Distance [m]			Speed [km/h]			Competitors/Nations		
				Min	Avg	Max	Min	Avg	Max	Entries	Started	Results
1st round	3	64	0	52.5	80.6	98.0	79.0	80.5	81.6	65/13	65/13	64/13
2nd round	3	30	2	71.5	89.5	98.0	80.0	80.8	81.5	30/5	30/5	30/5

TD
Wolf Stefan, AUT

Chief of Competition
Ortner Dietmar, AUT

