



ARE 2019

FIS ALPINE WORLD SKI CHAMPIONSHIPS SWEDEN



SKISTAR FIS ALPINE WORLD SKI CHAMPIONSHIPS 2019




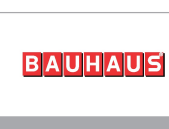
Åre (SWE)

Men's Super-G

ENTRY LIST BY NSA

Number of Competitors: 70 Number of NSA: 33

NSA	FIS Code	Name	Date of Birth	FIS Points (5th of February 2019 - List 13)				
				DH	SL	GS	SG	AC
AND (1)	20324	OLIVERAS Marc	20.12.1991	22.37 (126)	77.81(2200)	49.73(1275)	21.31 (142)	43.28 (186)
AUS (1)	40577	LIDLAW Harry	01.03.1996	-	95.09(2777)	11.66 (90)	32.53 (249)	77.87 (471)
AUT (4)	54157	DANKLMAIER Daniel	24.04.1993	8.03 (42)	498.42(5698)	33.33 (628)	9.00 (50)	18.82 (49)
	53980	KRIECHMAYR Vincent	01.10.1991	2.74 (4)	217.67(4928)	51.83(1357)	0.00 (1)	5.84 (27)
	53902	MAYER Matthias	09.06.1990	4.14 (8)	460.20(5657)	48.74(1244)	0.68 (4)	5.16 (16)
	50742	REICHELHANN Hannes	05.07.1980	4.35 (11)	999.00(5850)	67.32(2023)	2.69 (10)	110.16 (701)
BLR (2)	660025	CHERTSIN Uladzislau	20.08.1998	139.44(1213)	100.58(2939)	84.26(2681)	79.48(1003)	92.17 (571)
	660021	DANILOCHKIN Yuri	22.02.1991	48.84 (298)	37.77 (750)	55.74(1519)	62.90 (647)	63.54 (343)
BOL (1)	54106	BREITFUSS KAMMERLANDER Simon	29.11.1992	67.92 (444)	24.80 (364)	33.72 (649)	34.51 (269)	56.77 (291)
CAN (4)	100558	COOK Dustin	11.02.1989	21.64 (123)	441.57(5635)	14.85 (148)	5.42 (19)	133.86 (870)
	104531	CRAWFORD James	03.05.1997	8.73 (49)	16.28 (181)	13.46 (124)	6.00 (31)	25.47 (82)
	104272	SEGER Brodie	28.12.1995	14.22 (79)	22.32 (305)	12.05 (101)	11.01 (69)	30.39 (107)
	103271	THOMSEN Benjamin	25.08.1987	5.24 (16)	685.62(5788)	48.36(1229)	13.63 (90)	73.96 (440)
CHI (2)	110324	von APPEN Henrik	15.12.1994	18.85 (106)	64.41(1758)	42.89(1009)	14.17 (96)	31.99 (110)
	110383	von APPEN Sven	31.10.1997	39.25 (240)	48.11(1148)	27.50 (444)	37.29 (304)	41.99 (174)
CRO (2)	380292	ZRNCIC DIM Natko	07.03.1986	23.48 (135)	18.47 (223)	40.60 (914)	18.33 (125)	21.97 (65)
	380335	ZUBCIC Filip	27.01.1993	31.21 (186)	9.77 (76)	5.85 (26)	16.54 (114)	5.99 (29)
CZE (4)	150743	BERNDT Ondrej	29.09.1988	27.89 (164)	9.20 (66)	16.30 (172)	24.99 (177)	28.47 (98)
	151237	KLINSKY Tomas	04.04.1998	38.53 (233)	56.98(1490)	36.34 (743)	36.41 (296)	63.25 (337)
	150644	KRYZL Krystof	12.10.1986	38.37 (230)	10.36 (85)	11.77 (95)	32.92 (254)	46.46 (209)
	151238	ZABYSTRAN Jan	26.01.1998	34.17 (199)	11.62 (103)	17.19 (188)	28.97 (207)	29.54 (103)
DEN (1)	170131	FAARUP Christoffer	28.12.1992	16.52 (93)	80.64(2322)	49.55(1267)	14.15 (95)	55.45 (280)
ESP (1)	492063	ETXEZARRETA Adur	27.01.1996	27.39 (157)	203.31(4796)	78.42(2445)	39.70 (332)	79.68 (490)
FIN (1)	180570	ROMAR Andreas	04.09.1989	16.07 (86)	115.97(3340)	90.30(2903)	28.32 (203)	38.61 (155)
FRA (4)	194858	ALLEGRE Nils	02.01.1994	8.50 (47)	70.41(1956)	18.78 (225)	8.00 (44)	20.33 (58)
	191740	CLAREY Johan	08.01.1981	4.40 (12)	999.00(5850)	166.64(4544)	3.91 (14)	225.26(1356)
	194190	ROGER Brice	09.08.1990	5.65 (23)	231.42(5018)	258.62(5242)	5.38 (18)	195.87(1223)
	192746	THEAUX Adrien	18.09.1984	4.55 (14)	106.19(3093)	316.31(5414)	3.49 (13)	23.58 (75)
GBR (1)	221117	GOWER Jack	26.05.1994	21.41 (119)	173.01(4452)	14.06 (135)	8.53 (49)	23.58 (75)



Åre (SWE)


Men's Super-G

ENTRY LIST BY NSA

Number of Competitors: 70 Number of NSA: 33

NSA	FIS Code	Name	Date of Birth	FIS Points (5th of February 2019 - List 13)						
				DH	SL	GS	SG	AC		
GER (3)	202059	FERSTL Josef	29.12.1988	5.44 (18)	240.35(5086)	129.47(3927)	2.47 (8)	50.15 (242)		
	202525	SCHMID Manuel	09.02.1993	11.02 (61)	589.67(5745)	55.77(1520)	15.23 (105)	999.00(2057)		
	202345	SCHWAIGER Dominik	01.05.1991	7.88 (39)	79.76(2281)	16.07 (167)	16.73 (118)	25.37 (81)		
ITA (4)	990081	CASSE Mattia	19.02.1990	11.35 (63)	321.35(5414)	27.22 (436)	9.35 (53)	44.69 (197)		
	293006	INNERHOFER Christof	17.12.1984	3.54 (5)	45.89(1059)	32.18 (590)	3.39 (12)	4.94 (13)		
	293550	MARSAGLIA Matteo	05.10.1985	14.44 (83)	257.18(5194)	26.13 (408)	9.68 (58)	75.29 (448)		
	291459	PARIS Dominik	14.04.1989	2.04 (2)	999.00(5850)	37.77 (797)	1.93 (6)	5.81 (24)		
KAZ (1)	670082	DANOV Sergey	23.02.1997	91.19 (674)	106.16(3092)	81.47(2570)	77.76 (962)	122.88 (789)		
KOS (1)	942023	TAHIRI Albin	15.02.1989	64.65 (415)	126.12(3585)	84.82(2697)	65.99 (711)	81.15 (501)		
LAT (1)	550078	OPMANIS Elvis	26.08.1997	53.89 (318)	52.36(1310)	71.78(2200)	60.25 (611)	79.37 (488)		
LIE (1)	512116	GUT Ian	22.03.1995	45.08 (271)	27.20 (431)	12.67 (114)	18.52 (126)	40.15 (164)		
LTU (1)	780023	DRUKAROV Andrej	10.05.1999	298.62(1876)	43.43 (951)	33.37 (631)	61.33 (628)	195.65(1221)		
MON (1)	370031	ALESSANDRIA Arnaud	15.07.1993	17.51 (101)	292.59(5321)	58.17(1619)	35.97 (292)	77.02 (466)		
NED (1)	400237	MEINERS Maarten	08.02.1992	36.95 (222)	39.45 (810)	8.81 (60)	13.99 (93)	62.44 (332)		
NOR (4)	421483	JANSRUD Kjetil	28.08.1985	4.57 (15)	196.10(4708)	41.06 (940)	0.10 (2)	2.07 (4)		
	422139	KILDE Aleksander Aamodt	21.09.1992	3.84 (7)	142.77(3936)	20.69 (262)	1.53 (5)	5.95 (28)		
	422310	SEJERSTED Adrian Smiseth	16.07.1994	5.99 (30)	125.85(3579)	39.35 (864)	3.98 (15)	34.75 (124)		
	421328	SVINDAL Aksel Lund	26.12.1982	2.12 (3)	146.03(3994)	46.25(1149)	0.61 (3)	6.00 (31)		
ROU (1)	460071	ACHIRILOAIE Ioan Valeriu	20.08.1990	39.68 (242)	-	82.01(2591)	48.61 (436)	230.07(1380)		
RUS (2)	481730	KUZNETSOV Ivan	08.06.1996	25.78 (149)	26.29 (403)	17.02 (185)	21.58 (144)	19.81 (54)		
	481327	TRIKHICHEV Pavel	07.11.1992	27.44 (158)	9.89 (79)	6.54 (40)	34.59 (270)	3.52 (6)		
SLO (4)	561255	CATER Martin	20.12.1992	5.94 (28)	64.67(1770)	34.47 (674)	13.41 (88)	5.12 (15)		
	561310	HROBAT Miha	03.02.1995	11.47 (65)	23.49 (330)	18.59 (219)	9.57 (57)	12.15 (37)		
	561216	KLINE Bostjan	09.03.1991	13.51 (75)	203.22(4794)	47.33(1188)	5.87 (28)	20.44 (59)		
	561217	KOSI Klemen	19.06.1991	7.33 (36)	26.18 (396)	34.46 (673)	6.32 (32)	5.55 (20)		
SRB (1)	310426	VUKICEVIC Marko	27.10.1992	7.66 (37)	39.20 (801)	73.81(2279)	11.78 (72)	20.77 (61)		
SUI (4)	511513	CAVIEZEL Mauro	18.08.1988	4.17 (9)	68.31(1881)	37.97 (817)	2.57 (9)	2.36 (5)		
	511383	FEUZ Beat	11.02.1987	0.00 (1)	436.31(5626)	107.24(3413)	3.30 (11)	76.02 (455)		
	512269	ODERMATT Marco	08.10.1997	8.99 (50)	50.40(1240)	5.77 (22)	5.75 (26)	24.14 (77)		
	511638	TUMLER Thomas	05.11.1989	25.36 (147)	496.08(5693)	5.44 (18)	5.76 (27)	40.74 (166)		
SVK (2)	700878	BENDIK Martin	27.04.1993	29.75 (176)	696.51(5792)	59.00(1652)	30.69 (227)	99.06 (620)		
	700929	PRIELOZNY Matej	28.09.1997	38.47 (232)	41.00 (863)	26.58 (424)	23.19 (162)	38.77 (157)		
SWE (4)	502004	KOELL Alexander	02.12.1990	14.39 (81)	57.24(1498)	144.05(4205)	11.92 (76)	19.17 (50)		
	501987	MONSEN Felix	06.11.1994	9.61 (54)	61.56(1665)	29.02 (495)	13.04 (83)	24.95 (79)		
	501898	ROENNGREN Mattias	22.11.1993	53.89 (318)	12.24 (117)	10.69 (80)	20.14 (133)	46.31 (206)		
	502230	SUNDIN Oile	17.12.1997	19.52 (111)	33.83 (619)	21.48 (284)	34.91 (276)	54.21 (272)		
UKR (1)	690694	KOVBASNYUK Ivan	18.05.1993	47.56 (287)	49.98(1225)	82.32(2599)	46.67 (411)	56.74 (290)		

Åre (SWE)


Men's Super-G

ENTRY LIST BY NSA

Number of Competitors: 70 Number of NSA: 33

NSA	FIS Code	Name	Date of Birth	FIS Points (5th of February 2019 - List 13)				
				DH	SL	GS	SG	AC
USA	6530104	BENNETT Bryce	14.07.1992	4.22 (10)	50.40(1240)	154.22(4379)	25.27 (180)	5.34 (18)
(4)	6530319	COCHRAN-SIEGLE Ryan	27.03.1992	12.74 (71)	42.72 (921)	5.92 (29)	5.92 (29)	10.85 (35)
	530874	GANONG Travis	14.07.1988	5.99 (30)	794.90(5809)	229.52(5088)	5.73 (24)	105.42 (660)
	533866	NYMAN Steven	12.02.1982	5.38 (17)	603.75(5753)	73.79(2278)	21.12 (139)	49.47 (234)

Legend:

AC	Alpine Combined	DH	Downhill	GS	Giant Slalom	SG	Super-G
SL	Slalom						





ARE 2019

FIS ALPINE WORLD SKI CHAMPIONSHIPS SWEDEN



SKISTAR FIS ALPINE WORLD SKI CHAMPIONSHIPS 2019



Åre (SWE)



Men's Super-G
DRAW LIST

Number of Competitors: 70 Number of NSA: 33

Rank 120 in the FIS List: STEFFEY George FIS Pts: 17.39

No	FIS Code	Name	NSA Code	WCSL SG	WCSL Overall	FIS SG
1	53980	KRIECHMAYR Vincent	AUT	396 (1)	842 (6)	0.00 (1)
2	421483	JANSRUD Kjetil	NOR	390 (2)	744 (8)	0.10 (2)
3	421328	SVINDAL Aksel Lund	NOR	361 (3)	846 (5)	0.61 (3)
4	53902	MAYER Matthias	AUT	357 (4)	669 (9)	0.68 (4)
5	422139	KILDE Aleksander Aamodt	NOR	308 (5)	667 (10)	1.53 (5)
6	291459	PARIS Dominik	ITA	285 (6)	809 (7)	1.93 (6)
7	202059	FERSTL Josef	GER	254 (8)	376 (25)	2.47 (8)
8	511513	CAVIEZEL Mauro	SUI	248 (9)	634 (11)	2.57 (9)
9	50742	REICHELTH Hannes	AUT	241 (10)	482 (18)	2.69 (10)
10	511383	FEUZ Beat	SUI	206 (11)	923 (4)	3.30 (11)
11	293006	INNERHOFER Christof	ITA	201 (12)	585 (14)	3.39 (12)
12	192746	THEAUX Adrien	FRA	195 (13)	415 (22)	3.49 (13)
13	191740	CLAREY Johan	FRA	171 (14)	407 (23)	3.91 (14)
14	422310	SEJERSTED Adrian Smiseth	NOR	167 (15)	229 (39)	3.98 (15)
15	194190	ROGER Brice	FRA	86 (18)	185 (45)	5.38 (18)
16	100558	COOK Dustin	CAN	84 (19)	84 (78)	5.42 (19)
17	530874	GANONG Travis	USA	66 (24)	128 (63)	5.73 (24)
18	512269	ODERMATT Marco	SUI	65 (26)	156 (54)	5.75 (26)
19	511638	TUMLER Thomas	SUI	64 (27)	181 (46)	5.76 (27)
20	561216	KLINKE Bostjan	SLO	58 (28)	81 (81)	5.87 (28)
21	6530319	COCHRAN-SIEGLE Ryan	USA	55 (29)	142 (58)	5.92 (29)
22	561255	CATER Martin	SLO	45 (32)	161 (51)	13.41 (88)
23	561217	KOSI Klemen	SLO	43 (34)	102 (72)	6.32 (32)
24	194858	ALLEGRE Nils	FRA	41 (35)	63 (97)	8.00 (44)
25	293550	MARSAGLIA Matteo	ITA	36 (36)	83 (79)	9.68 (58)
26	533866	NYMAN Steven	USA	25 (39)	154 (55)	>21.12 (139)
27	202345	SCHWAIGER Dominik	GER	23 (40)	62 (98)	16.73 (118)
28	54157	DANKLMAIER Daniel	AUT	21 (42)	72 (86)	9.00 (50)
29	990081	CASSE Mattia	ITA	20 (44)	50 (108)	9.35 (53)
30	103271	THOMSEN Benjamin	CAN	18 (46)	162 (50)	13.63 (90)
31	104531	CRAWFORD James	CAN	4 (63)	4 (172)	6.00 (31)
32	221117	GOWER Jack	GBR	-	-	8.53 (49)
33	561310	HROBAT Miha	SLO	11 (52)	13 (148)	9.57 (57)
34	104272	SEGER Brodie	CAN	-	15 (141)	11.01 (69)
35	310426	VUKICEVIC Marko	SRB	-	-	11.78 (72)
36	502004	KOELL Alexander	SWE	-	-	11.92 (76)
37	501987	MONSEN Felix	SWE	-	10 (158)	13.04 (83)
38	400237	MEINERS Maarten	NED	-	-	13.99 (93)
39	170131	FAARUP Christoffer	DEN	-	-	14.15 (95)
40	110324	von APPEN Henrik	CHI	-	-	14.17 (96)
41	202525	SCHMID Manuel	GER	-	46 (110)	15.23 (105)
42	380335	ZUBCIC Filip	CRO	-	89 (76)	16.54 (114)
43	380292	ZRNCIC DIM Natko	CRO	-	-	>18.33 (125)
44	512116	GUT Ian	LIE	-	-	>18.52 (126)
45	501898	ROENNGREN Mattias	SWE	-	4 (172)	>20.14 (133)



Åre (SWE)

**Men's Super-G
DRAW LIST**
Number of Competitors: 70 Number of NSA: 33
Rank 120 in the FIS List: STEFFEY George FIS Pts: 17.39

No	FIS Code	Name	NSA Code	WCSL SG	WCSL Overall	FIS SG
46	20324	OLIVERAS Marc	AND	-	-	>21.31 (142)
47	481730	KUZNETSOV Ivan	RUS	-	-	>21.58 (144)
48	700929	PRIELOZNY Matej	SVK	-	-	>23.19 (162)
49	150743	BERNDT Ondrej	CZE	-	1 (186)	>24.99 (177)
50	6530104	BENNETT Bryce	USA	2 (67)	301 (29)	>25.27 (180)
51	180570	ROMAR Andreas	FIN	-	13 (148)	>28.32 (203)
52	151238	ZABYSTRAN Jan	CZE	-	4 (172)	>28.97 (207)
53	700878	BENDIK Martin	SVK	-	-	>30.69 (227)
54	40577	LAIDLAW Harry	AUS	-	-	>32.53 (249)
55	150644	KRYZL Krystof	CZE	-	-	>32.92 (254)
56	54106	BREITFUSS KAMM.	BOL	-	-	>34.51 (269)
57	481327	TRIKHICHEV Pavel	RUS	-	115 (70)	>34.59 (270)
58	502230	SUNDIN Olle	SWE	-	-	>34.91 (276)
59	370031	ALESSANDRIA Arnaud	MON	-	-	>35.97 (292)
60	151237	KLINSKY Tomas	CZE	-	-	>36.41 (296)
61	110383	von APPEN Sven	CHI	-	-	>37.29 (304)
62	492063	ETXEZARRETA Adur	ESP	-	-	>39.70 (332)
63	690694	KOVBASNYUK Ivan	UKR	-	-	>46.67 (411)
64	460071	ACHIRILOAIE Ioan Valeriu	ROU	-	-	>48.61 (436)
65	550078	OPMANIS Elvis	LAT	-	-	>60.25 (611)
66	780023	DRUKAROV Andrej	LTU	-	-	>61.33 (628)
67	660021	DANILOCHKIN Yuri	BLR	-	-	>62.90 (647)
68	942023	TAHIRI Albin	KOS	-	-	>65.99 (711)
69	670082	DANOV Sergey	KAZ	-	-	>77.76 (962)
70	660025	CHERTSIN Uladzislau	BLR	-	-	>79.48 (1003)

Legend:

> Greater than 120th rank in the FIS points list **FIS_SG** FIS points for SG (13th FIS points list 2018/2019)
No Control Number **WCSL SG** FIS World Cup Start List points for Super-G





ARE 2019

FIS ALPINE WORLD SKI CHAMPIONSHIPS SWEDEN

SKISTAR

SKISTAR FIS ALPINE WORLD SKI CHAMPIONSHIPS 2019

LONGINES

Åre (SWE)

Men's Super-G
START LIST

WED 6 FEB 2019

Start Time : 12:30



Jury

FIS Technical Delegate	OWESEN Svein Erik	NOR
Referee	WALDNER Markus	FIS
Assistant Referee	TRINKL Hannes	FIS
Chief of Race	OLSSON Hans	SWE
Start Referee	STENLUND Haakan	SWE
Finish Referee	HOFER Franz	SUI

Technical Data

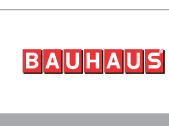
Course Name	OLYMPIA
Start Altitude	1033m
Finish Altitude	396m
Vertical Drop	637m
Course Length	2172m
Homologation Number	11800/10/15

Race Information

Course setter	NYDEGGER Reto	NOR
Gates/Turning Gates	44/38	
Start Time	12:30	

Number of Competitors: 70 Number of NSA: 33

Bib	FIS Code	Name	Year of Birth	NSA Code	Time	Ski
1	511383	FEUZ Beat	1987	SUI		Head
2	511638	TUMLER Thomas	1989	SUI		Fischer
3	291459	PARIS Dominik	1989	ITA		Nordica
4	194190	ROGER Brice	1990	FRA		Rossignol
5	422139	KILDE Aleksander Aamodt	1992	NOR		Head
6	561216	KLING Bostjan	1991	SLO		Nordica
7	421483	JANSRUD Kjetil	1985	NOR		Head
8	422310	SEJERSTED Adrian Smiseth	1994	NOR		Atomic
9	53980	KRIECHMAYR Vincent	1991	AUT		Fischer
10	100558	COOK Dustin	1989	CAN		Stoekli
-----break-----						
11	421328	SVINDAL Aksel Lund	1982	NOR		Head
12	530874	GANONG Travis	1988	USA		Atomic
13	53902	MAYER Matthias	1990	AUT		Head
14	191740	CLAREY Johan	1981	FRA		Head
15	202059	FERSTL Josef	1988	GER		Head
16	512269	ODERMATT Marco	1997	SUI		Stoekli
17	511513	CAVIEZEL Mauro	1988	SUI		Atomic
18	293006	INNERHOFER Christof	1984	ITA		Rossignol
19	50742	REICHELTHANN Hannes	1980	AUT		Salomon
20	192746	THEAUX Adrien	1984	FRA		Head
-----break-----						
21	202345	SCHWAIGER Dominik	1991	GER		Head
22	561217	KOSI Klemen	1991	SLO		Atomic
23	533866	NYMAN Steven	1982	USA		Fischer
24	6530319	COCHRAN-SIEGLE Ryan	1992	USA		Rossignol
25	194858	ALLEGRE Nils	1994	FRA		Salomon
26	293550	MARSAGLIA Matteo	1985	ITA		Rossignol
27	103271	THOMSEN Benjamin	1987	CAN		Head
28	561255	CATER Martin	1992	SLO		Stoekli
29	54157	DANKLMAIER Daniel	1993	AUT		Atomic
30	990081	CASSE Mattia	1990	ITA		Head
-----break-----						
31	104531	CRAWFORD James	1997	CAN		Head
32	221117	GOWER Jack	1994	GBR		
33	561310	HROBAT Miha	1995	SLO		Atomic
34	104272	SEGER Brodie	1995	CAN		Atomic
35	310426	VUKICEVIC Marko	1992	SRB		Fischer



Åre (SWE)

Men's Super-G

WED 6 FEB 2019

START LIST

Start Time : 12:30

Number of Competitors: 70 Number of NSA: 33

Bib	FIS Code	Name	Year of Birth	NSA Code	Time	Ski
36	502004	KOELL Alexander	1990	SWE	_____	Atomic
37	501987	MONSEN Felix	1994	SWE	_____	Atomic
38	400237	MEINERS Maarten	1992	NED	_____	Rossignol
39	170131	FAARUP Christoffer	1992	DEN	_____	Atomic
40	110324	von APPEN Henrik	1994	CHI	_____	Head
41	202525	SCHMID Manuel	1993	GER	_____	Rossignol
42	380335	ZUBCIC Filip	1993	CRO	_____	Atomic
43	380292	ZRNCIC DIM Natko	1986	CRO	_____	Atomic
44	512116	GUT Ian	1995	LIE	_____	Head
45	501898	ROENNGREN Mattias	1993	SWE	_____	Head
46	20324	OLIVERAS Marc	1991	AND	_____	Atomic
47	481730	KUZNETSOV Ivan	1996	RUS	_____	Atomic
48	700929	PRIELOZNY Matej	1997	SVK	_____	_____
49	150743	BERNDT Ondrej	1988	CZE	_____	Atomic
50	6530104	BENNETT Bryce	1992	USA	_____	Fischer
51	180570	ROMAR Andreas	1989	FIN	_____	Head
52	151238	ZABYSTRAN Jan	1998	CZE	_____	Atomic
53	700878	BENDIK Martin	1993	SVK	_____	Atomic
54	40577	LAIDLAW Harry	1996	AUS	_____	_____
55	150644	KRYZL Krystof	1986	CZE	_____	Fischer
56	54106	BREITFUSS KAMMERLANDER Simon	1992	BOL	_____	Voelkl
57	481327	TRIKHICHEV Pavel	1992	RUS	_____	Rossignol
58	502230	SUNDIN Oile	1997	SWE	_____	Head
59	370031	ALESSANDRIA Arnaud	1993	MON	_____	Salomon
60	151237	KLINSKY Tomas	1998	CZE	_____	_____
61	110383	von APPEN Sven	1997	CHI	_____	_____
62	492063	ETXEZARRETA Adur	1996	ESP	_____	_____
63	690694	KOVBASNYUK Ivan	1993	UKR	_____	_____
64	460071	ACHIRILOAIE Ioan Valeriu	1990	ROU	_____	_____
65	550078	OPMANIS Elvis	1997	LAT	_____	_____
66	780023	DRUKAROV Andrej	1999	LTU	_____	_____
67	660021	DANILOCHKIN Yuri	1991	BLR	_____	Atomic
68	942023	TAHIRI Albin	1989	KOS	_____	_____
69	670082	DANOV Sergey	1997	KAZ	_____	_____
70	660025	CHERTSIN Uladzislau	1998	BLR	_____	_____

Forerunners:

F1-STEINWALL Filip	SWE	F2-HAHLIN Oile	SWE	F3-BUER Jonas	NOR
F4-FOSSLAND Markus	NOR				



ARE 2019

FIS ALPINE WORLD SKI CHAMPIONSHIPS SWEDEN



SKISTAR FIS ALPINE WORLD SKI CHAMPIONSHIPS 2019



Åre (SWE)



Men's Super-G

WED 6 FEB 2019

OFFICIAL RESULTS

Start Time : 12:30

Jury

FIS Technical Delegate	OWESEN Svein Erik	NOR
Referee	WALDNER Markus	FIS
Assistant Referee	TRINKL Hannes	FIS
Chief of Race	OLSSON Hans	SWE
Start Referee	STENLUND Haakan	SWE
Finish Referee	HOFER Franz	SUI

Technical Data

Course Name	OLYMPIA
Start Altitude	1033m
Finish Altitude	396m
Vertical Drop	637m
Course Length	2172m
Homologation Number	11800/10/15

Race Information

Course setter	NYDEGGER Reto	NOR
Gates/Turning Gates	44/38	
Start Time	12:30	

Number of Competitors: 70 Number of NSA: 33

F-factor: 1190

Rank	Bib	FIS Code	Name	Year of Birth	NSA Code	Time	Difference	Distance (m)	Race Points	Ski
1	3	291459	PARIS Dominik	1989	ITA	1:24.20			0.00	Nordica
2	14	191740	CLAREY Johan	1981	FRA	1:24.29	0.09	2.32	1.27	Head
2	9	53980	KRIECHMAYR Vincent	1991	AUT	1:24.29	0.09	2.32	1.27	Fischer
4	18	293006	INNERHOFER Christof	1984	ITA	1:24.55	0.35	8.99	4.95	Rossignol
5	20	192746	THEAUX Adrien	1984	FRA	1:24.57	0.37	9.50	5.23	Head
6	15	202059	FERSTL Josef	1988	GER	1:24.59	0.39	10.01	5.51	Head
7	4	194190	ROGER Brice	1990	FRA	1:24.61	0.41	10.52	5.79	Rossignol
8	30	990081	CASSE Mattia	1990	ITA	1:24.70	0.50	12.82	7.07	Head
8	23	533866	NYMAN Steven	1982	USA	1:24.70	0.50	12.82	7.07	Fischer
8	8	422310	SEJERSTED Adrian Smiseth	1994	NOR	1:24.70	0.50	12.82	7.07	Atomic
11	24	6530319	COCHRAN-SIEGLE Ryan	1992	USA	1:24.73	0.53	13.59	7.49	Rossignol
12	16	512269	ODERMATT Marco	1997	SUI	1:24.78	0.58	14.86	8.20	Stoeckli
13	28	561255	CATER Martin	1992	SLO	1:24.79	0.59	15.11	8.34	Stoeckli
14	25	194858	ALLEGRE Nils	1994	FRA	1:24.84	0.64	16.38	9.05	Salomon
15	21	202345	SCHWAIGER Dominik	1991	GER	1:24.87	0.67	17.15	9.47	Head
16	11	421328	SVINDAL Aksel Lund	1982	NOR	1:25.12	0.92	23.48	13.00	Head
17	27	103271	THOMSEN Benjamin	1987	CAN	1:25.13	0.93	23.73	13.14	Head
18	1	511383	FEUZ Beat	1987	SUI	1:25.20	1.00	25.49	14.13	Head
19	37	501987	MONSEN Felix	1994	SWE	1:25.25	1.05	26.75	14.84	Atomic
20	36	502004	KOELL Alexander	1990	SWE	1:25.28	1.08	27.51	15.26	Atomic
20	29	54157	DANKLMAIER Daniel	1993	AUT	1:25.28	1.08	27.51	15.26	Atomic
22	7	421483	JANSRUD Kjetil	1985	NOR	1:25.38	1.18	30.02	16.68	Head
23	50	6530104	BENNETT Bryce	1992	USA	1:25.82	1.62	41.00	22.90	Fischer
24	5	422139	KILDE Aleksander Aamodt	1992	NOR	1:25.83	1.63	41.25	23.04	Head
25	45	501898	ROENNGREN Mattias	1993	SWE	1:25.98	1.78	44.97	25.16	Head
26	39	170131	FAARUP Christoffer	1992	DEN	1:26.01	1.81	45.71	25.58	Atomic
27	34	104272	SEGER Brodie	1995	CAN	1:26.05	1.85	46.70	26.15	Atomic
28	40	110324	von APPEN Henrik	1994	CHI	1:26.16	1.96	49.41	27.70	Head
29	42	380335	ZUBCIC Filip	1993	CRO	1:26.28	2.08	52.36	29.40	Atomic
30	43	380292	ZRNCIC DIM Natko	1986	CRO	1:26.37	2.17	54.57	30.67	Atomic
31	47	481730	KUZNETSOV Ivan	1996	RUS	1:26.39	2.19	55.06	30.95	Atomic
31	38	400237	MEINERS Maarten	1992	NED	1:26.39	2.19	55.06	30.95	Rossignol
33	57	481327	TRIKHICHEV Pavel	1992	RUS	1:26.99	2.79	69.66	39.43	Rossignol
34	58	502230	SUNDIN Olle	1997	SWE	1:27.15	2.95	73.52	41.69	Head
35	46	20324	OLIVERAS Marc	1991	AND	1:27.69	3.49	86.44	49.32	Atomic
36	31	104531	CRAWFORD James	1997	CAN	1:28.13	3.93	96.86	55.54	Head
37	54	40577	LAIDLAW Harry	1996	AUS	1:28.27	4.07	100.15	57.52	

06-02-2019 / Åre (SWE) / 0125

Page 1/2

Data Processing by LONGINES

www.fis-ski.com

LONGINES Timing

Generation date : WED 6 FEB 2019

Time : 14:58

Document: C73A 1.0



Åre (SWE)

Men's Super-G

WED 6 FEB 2019

OFFICIAL RESULTS

Start Time : 12:30

Number of Competitors: 70 Number of NSA: 33

F-factor: 1190

Rank	Bib	FIS Code	Name	Year of Birth	NSA Code	Time	Difference	Distance (m)	Race Points	Ski
38	53	700878	BENDIK Martin	1993	SVK	1:28.47	4.27	104.83	60.35	Atomic
39	60	151237	KLINSKY Tomas	1998	CZE	1:28.59	4.39	107.63	62.04	
40	56	54106	BREITFUSS KAMMERLANDER Simon	1992	BOL	1:28.68	4.48	109.73	63.32	Voelkl
41	55	150644	KRYZL Krystof	1986	CZE	1:29.22	5.02	122.21	70.95	Fischer
42	61	110383	von APPEN Sven	1997	CHI	1:30.12	5.92	142.68	83.67	
43	26	293550	MARSAGLIA Matteo	1985	ITA	1:30.94	6.74	160.98	95.26	Rossignol
44	65	550078	OPMANIS Elvis	1997	LAT	1:31.34	7.14	169.78	100.91	
45	68	942023	TAHIRI Albin	1989	KOS	1:31.72	7.52	178.08	106.28	
46	67	660021	DANILOCHKIN Yuri	1991	BLR	1:32.98	8.78	205.10	124.09	Atomic
47	66	780023	DRUKAROV Andrej	1999	LTU	1:33.33	9.13	212.48	129.03	
48	63	690694	KOVBASNYUK Ivan	1993	UKR	1:33.61	9.41	218.34	132.99	
49	69	670082	DANOV Sergey	1997	KAZ	1:35.66	11.46	260.20	161.96	

DID NOT FINISH: 19 competitors

2	511638	TUMLER Thomas	1989	SUI						Fischer
6	561216	KLINKE Bostjan	1991	SLO						Nordica
10	100558	COOK Dustin	1989	CAN						Stoeckli
12	530874	GANONG Travis	1988	USA						Atomic
13	53902	MAYER Matthias	1990	AUT						Head
17	511513	CAVIEZEL Mauro	1988	SUI						Atomic
19	50742	REICHELT Hannes	1980	AUT						Salomon
22	561217	KOSI Klemen	1991	SLO						Atomic
33	561310	HROBAT Miha	1995	SLO						Atomic
35	310426	VUKICEVIC Marko	1992	SRB						Fischer
41	202525	SCHMID Manuel	1993	GER						Rossignol
44	512116	GUT Ian	1995	LIE						Head
48	700929	PRIELOZNY Matej	1997	SVK						
49	150743	BERNDT Ondrej	1988	CZE						Atomic
51	180570	ROMAR Andreas	1989	FIN						Head
52	151238	ZABYSTRAN Jan	1998	CZE						Atomic
62	492063	ETXEZARRETA Adur	1996	ESP						
64	460071	ACHIRILOAIE Ioan Valeriu	1990	ROU						
70	660025	CHERTSIN Uladzislau	1998	BLR						

DISQUALIFIED: 2 competitors

32	221117	GOWER Jack	1994	GBR	Gate 44		Rule 629.3
59	370031	ALESSANDRIA Arnaud	1993	MON	Gate 44		Rule 629.3 Salomon

Reason for disqualification:

629.3 does not pass through a gate correctly

Forerunners:										
		F1-STEINWALL Filip	SWE	F2-HAHLIN Oile	SWE	F3-BUER Jonas	NOR			
		F4-FOSSLAND Markus	NOR							

Conditions on course:										
PARTLY CLOUDY	Snow:	HARD	Temperature - Start:	-11°C	Temperature - Finish:	-16°C				

PENALTY CALCULATION

Best 10 at Finish

Rank	Bib	FIS Code	Name	NSA Code	FIS Points	Best 5	Race Points
1	3	291459	PARIS Dominik	ITA	1.93	1.93	0.00
2	14	191740	CLAREY Johan	FRA	3.91		
2	9	53980	KRIECHMAYR Vincent	AUT	0.00	0.00	1.27
4	18	293006	INNERHOFER Christof	ITA	3.39	3.39	4.95
5	20	192746	THEAUX Adrien	FRA	3.49	3.49	5.23
6	15	202059	FERSTL Josef	GER	2.47	2.47	5.51
7	4	194190	ROGER Brice	FRA	5.38		
8	30	990081	CASSE Mattia	ITA	9.35		
8	23	533866	NYMAN Steven	USA	21.12		
8	8	422310	SEJERSTED Adrian Smiseth	NOR	3.98		

Best 5 FIS Points at Start

Rank	Bib	FIS Code	Name	NSA Code	FIS Points
2	9	53980	KRIECHMAYR Vincent	AUT	0.00
22	7	421483	JANSRUD Kjetil	NOR	0.10
16	11	421328	SVINDAL Aksel Lund	NOR	0.61
DNF	13	53902	MAYER Matthias	AUT	0.68
24	5	422139	KILDE Aleksander Aamodt	NOR	1.53

TOTALS:

FIS Points of Best 5 at Start (B)	2.92	
FIS Points of Best at Finish in Top 10 (A)		11.28
Race Points of Corresponding Competitors (C)		16.96
Calculated Penalty (A+B-C):10 =>	-0.28	
Rounded	-0.28	
Category Adder	0.00	
Correction Value (Z)	0.00	
Calculated Penalty	-0.28	
Penalty Applied	0.00	

Legend:

DNF Did not finish



ARE 2019

FIS ALPINE WORLD SKI CHAMPIONSHIPS SWEDEN

SKISTAR

SKISTAR FIS ALPINE WORLD SKI CHAMPIONSHIPS 2019

LONGINES

Åre (SWE)

FIS

Men's Super-G

WED 6 FEB 2019

Start Time : 12:30

PERFORMANCE ANALYSIS BY RANK

Number of Competitors: 49 Number of NSA: 26

Rank	Bib	Name Ski	NSA Code	Positions			Partials		Difference		Speed			
				Pos	Time	Rank	Pos	Time	Rank	Time	Dist.(m)	Pos.	(km/h)	Rank
1	3	PARIS Dominik Nordica	ITA	Int1:	29.57	(5)	11-12:	24.56	(4)	0.14		Sp1	104.22	(6)
				Int2:	54.13	(2)	12-13:	21.02	(1)	0.17		Sp2	102.08	(5)
				Int3:	1:15.15	(1)	13-Fin:	9.05	(37)					
				Fin:	1:24.20	(1)				0.00		Avg:	92.86	
2	14	CLAREY Johan Head	FRA	Int1:	29.55	(4)	11-12:	24.41	(2)	0.12		Sp1	105.07	(2)
				Int2:	53.96	(1)	12-13:	21.30	(6)	0.11		Sp2	101.53	(14)
				Int3:	1:15.26	(2)	13-Fin:	9.03	(36)	0.09	2.32	Avg:	92.77	
				Fin:	1:24.29	(2)								
2	9	KRIECHMAYR Vincent Fischer	AUT	Int1:	29.43	(1)	11-12:	24.77	(11)	0.24		Sp1	104.24	(5)
				Int2:	54.20	(3)	12-13:	21.44	(13)	0.49		Sp2	98.73	(30)
				Int3:	1:15.64	(3)	13-Fin:	8.65	(3)	0.09	2.32	Avg:	92.77	
				Fin:	1:24.29	(2)								
4	18	INNERHOFER Christof Rossignol	ITA	Int1:	29.76	(9)	11-12:	24.60	(5)	0.33		Sp1	103.61	(10)
				Int2:	54.36	(5)	12-13:	21.54	(20)	0.40		Sp2	99.56	(25)
				Int3:	1:15.90	(7)	13-Fin:	8.65	(3)	0.75				
				Fin:	1:24.55	(4)				0.35	8.99	Avg:	92.48	
5	20	THEAUX Adrien Head	FRA	Int1:	30.17	(21)	11-12:	24.39	(1)	0.74		Sp1	103.27	(15)
				Int2:	54.56	(10)	12-13:	21.20	(4)	0.60		Sp2	101.43	(15)
				Int3:	1:15.76	(5)	13-Fin:	8.81	(26)	0.61				
				Fin:	1:24.57	(5)				0.37	9.50	Avg:	92.46	
6	15	FERSTL Josef Head	GER	Int1:	29.72	(7)	11-12:	24.74	(10)	0.29		Sp1	104.60	(3)
				Int2:	54.46	(6)	12-13:	21.32	(7)	0.50		Sp2	99.02	(28)
				Int3:	1:15.78	(6)	13-Fin:	8.81	(26)	0.63				
				Fin:	1:24.59	(6)				0.39	10.01	Avg:	92.44	
7	4	ROGER Brice Rossignol	FRA	Int1:	29.50	(2)	11-12:	24.99	(21)	0.07		Sp1	99.35	(36)
				Int2:	54.49	(8)	12-13:	21.26	(5)	0.53		Sp2	101.64	(12)
				Int3:	1:15.75	(4)	13-Fin:	8.86	(29)	0.60				
				Fin:	1:24.61	(7)				0.41	10.52	Avg:	92.41	
8	30	CASSE Mattia Head	ITA	Int1:	29.81	(13)	11-12:	24.78	(12)	0.38		Sp1	103.62	(9)
				Int2:	54.59	(12)	12-13:	21.38	(10)	0.63		Sp2	102.70	(3)
				Int3:	1:15.97	(10)	13-Fin:	8.73	(12)	0.82				
				Fin:	1:24.70	(8)				0.50	12.82	Avg:	92.32	
8	23	NYMAN Steven Fischer	USA	Int1:	29.71	(6)	11-12:	24.64	(6)	0.28		Sp1	104.54	(4)
				Int2:	54.35	(4)	12-13:	21.77	(29)	0.39		Sp2	101.71	(11)
				Int3:	1:16.12	(13)	13-Fin:	8.58	(1)	0.97				
				Fin:	1:24.70	(8)				0.50	12.82	Avg:	92.32	
8	8	SEJERSTED Adrian Smiseth Atomic	NOR	Int1:	29.76	(9)	11-12:	24.91	(20)	0.33		Sp1	102.19	(20)
				Int2:	54.67	(14)	12-13:	21.33	(8)	0.71		Sp2	99.23	(27)
				Int3:	1:16.00	(12)	13-Fin:	8.70	(9)	0.85				
				Fin:	1:24.70	(8)				0.50	12.82	Avg:	92.32	
11	24	COCHRAN-SIEGLE Ryan Rossignol	USA	Int1:	30.19	(22)	11-12:	24.68	(8)	0.76		Sp1	103.50	(11)
				Int2:	54.87	(17)	12-13:	21.11	(3)	0.91		Sp2	100.38	(20)
				Int3:	1:15.98	(11)	13-Fin:	8.75	(15)	0.83				
				Fin:	1:24.73	(11)				0.53	13.59	Avg:	92.28	

06-02-2019 / Åre (SWE) / 0125

Page 1/4

Data Processing by LONGINES

www.fis-ski.com

LONGINES Timing

Generation date : WED 6 FEB 2019

Time : 15:00

Document: C77A 1.0



Åre (SWE)
Men's Super-G
PERFORMANCE ANALYSIS BY RANK
Number of Competitors: 49 Number of NSA: 26

Rank	Bib	Name Ski	NSA Code	Positions			Partials		Difference		Speed			
				Pos	Time	Rank	Pos	Time	Rank	Time	Dist.(m)	Pos.	(km/h)	Rank
12	16	ODERMATT Marco Stoekli	SUI	Int1:	29.79	(11)	11-12:	24.66	(7)	0.36		Sp1	103.86	(8)
				Int2:	54.45	(6)	12-13:	21.50	(16)	0.49		Sp2	98.27	(34)
				Int3:	1:15.95	(9)	13-Fin:	8.83	(28)	0.80				
				Fin:	1:24.78	(12)				0.58	14.86	Avg:	92.23	
13	28	CATER Martin Stoekli	SLO	Int1:	29.91	(16)	11-12:	25.14	(24)	0.48		Sp1	103.49	(12)
				Int2:	55.05	(22)	12-13:	21.09	(2)	1.09		Sp2	102.34	(4)
				Int3:	1:16.14	(15)	13-Fin:	8.65	(3)	0.99				
				Fin:	1:24.79	(13)				0.59	15.11	Avg:	92.22	
14	25	ALLEGRE Nils Salomon	FRA	Int1:	29.81	(13)	11-12:	24.80	(15)	0.38		Sp1	102.56	(18)
				Int2:	54.61	(13)	12-13:	21.52	(18)	0.65		Sp2	101.92	(8)
				Int3:	1:16.13	(14)	13-Fin:	8.71	(10)	0.98				
				Fin:	1:24.84	(14)				0.64	16.38	Avg:	92.16	
15	21	SCHWAIGER Dominik Head	GER	Int1:	30.04	(17)	11-12:	24.50	(3)	0.61		Sp1	99.77	(34)
				Int2:	54.54	(9)	12-13:	21.40	(11)	0.58		Sp2	99.99	(22)
				Int3:	1:15.94	(8)	13-Fin:	8.93	(31)	0.79				
				Fin:	1:24.87	(15)				0.67	17.15	Avg:	92.13	
16	11	SVINDAL Aksel Lund Head	NOR	Int1:	29.73	(8)	11-12:	25.19	(27)	0.30		Sp1	103.33	(13)
				Int2:	54.92	(19)	12-13:	21.42	(12)	0.96		Sp2	99.93	(24)
				Int3:	1:16.34	(17)	13-Fin:	8.78	(21)	1.19				
				Fin:	1:25.12	(16)				0.92	23.48	Avg:	91.86	
17	27	THOMSEN Benjamin Head	CAN	Int1:	29.87	(15)	11-12:	25.02	(22)	0.44		Sp1	103.19	(16)
				Int2:	54.89	(18)	12-13:	21.50	(16)	0.93		Sp2	101.56	(13)
				Int3:	1:16.39	(18)	13-Fin:	8.74	(14)	1.24				
				Fin:	1:25.13	(17)				0.93	23.73	Avg:	91.85	
18	1	FEUZ Beat Head	SUI	Int1:	30.11	(19)	11-12:	24.80	(15)	0.68		Sp1	103.93	(7)
				Int2:	54.91	(19)	12-13:	21.37	(9)	0.95		Sp2	101.30	(16)
				Int3:	1:16.28	(16)	13-Fin:	8.92	(30)	1.13				
				Fin:	1:25.20	(18)				1.00	25.49	Avg:	91.77	
19	37	MONSEN Felix Atomic	SWE	Int1:	30.17	(21)	11-12:	24.90	(19)	0.74		Sp1	102.71	(17)
				Int2:	55.07	(23)	12-13:	21.52	(18)	1.11		Sp2	102.03	(6)
				Int3:	1:16.59	(22)	13-Fin:	8.66	(6)	1.44				
				Fin:	1:25.25	(19)				1.05	26.75	Avg:	91.72	
20	36	KOELL Alexander Atomic	SWE	Int1:	30.21	(24)	11-12:	24.80	(15)	0.78		Sp1	101.59	(21)
				Int2:	55.01	(21)	12-13:	21.48	(15)	1.05		Sp2	99.29	(26)
				Int3:	1:16.49	(20)	13-Fin:	8.79	(22)	1.34				
				Fin:	1:25.28	(20)				1.08	27.51	Avg:	91.69	
20	29	DANKLMAIER Daniel Atomic	AUT	Int1:	30.12	(20)	11-12:	24.72	(8)	0.69		Sp1	103.29	(14)
				Int2:	54.84	(16)	12-13:	21.72	(25)	0.88		Sp2	101.93	(7)
				Int3:	1:16.56	(21)	13-Fin:	8.72	(11)	1.41				
				Fin:	1:25.28	(20)				1.08	27.51	Avg:	91.69	
22	7	JANSRUD Kjetil Head	NOR	Int1:	29.51	(3)	11-12:	25.19	(27)	0.08		Sp1	105.61	(1)
				Int2:	54.70	(15)	12-13:	21.73	(26)	0.74		Sp2	101.02	(18)
				Int3:	1:16.43	(19)	13-Fin:	8.95	(32)	1.28				
				Fin:	1:25.38	(22)				1.18	30.02	Avg:	91.58	
23	50	BENNETT Bryce Fischer	USA	Int1:	30.52	(29)	11-12:	25.15	(26)	1.09		Sp1	102.49	(19)
				Int2:	55.67	(30)	12-13:	21.47	(14)	1.71		Sp2	101.15	(17)
				Int3:	1:17.14	(24)	13-Fin:	8.68	(7)	1.99				
				Fin:	1:25.82	(23)				1.62	41.00	Avg:	91.11	
24	5	KILDE Aleksander Aamodt Head	NOR	Int1:	29.80	(12)	11-12:	24.78	(12)	0.37		Sp1	99.78	(33)
				Int2:	54.58	(11)	12-13:	22.24	(39)	0.62		Sp2	101.72	(10)
				Int3:	1:16.82	(23)	13-Fin:	9.01	(35)	1.67				
				Fin:	1:25.83	(24)				1.63	41.25	Avg:	91.10	

Åre (SWE)
PERFORMANCE ANALYSIS BY RANK

Number of Competitors: 49 Number of NSA: 26

Rank	Bib	Name Ski	NSA Code	Positions			Partials		Difference		Speed			
				Pos	Time	Rank	Pos	Time	Rank	Time	Dist.(m)	Pos.	(km/h)	Rank
25	45	ROENNGREN Mattias Head	SWE	Int1:	30.65	(33)	11-12:	24.87	(18)	1.22		Sp1	100.71	(28)
				Int2:	55.52	(25)	12-13:	21.77	(29)	1.56		Sp2	98.65	(31)
				Int3:	1:17.29	(26)	13-Fin:	8.69	(8)	2.14				
				Fin:	1:25.98	(25)				1.78	44.97	Avg:	90.94	
26	39	FAARUP Christoffer Atomic	DEN	Int1:	30.57	(32)	11-12:	25.04	(23)	1.14		Sp1	101.17	(22)
				Int2:	55.61	(28)	12-13:	21.64	(23)	1.65		Sp2	98.74	(29)
				Int3:	1:17.25	(25)	13-Fin:	8.76	(19)	2.10				
				Fin:	1:26.01	(26)				1.81	45.71	Avg:	90.91	
27	34	SEGER Brodie Atomic	CAN	Int1:	30.22	(25)	11-12:	25.34	(31)	0.79		Sp1	101.11	(23)
				Int2:	55.56	(27)	12-13:	21.74	(27)	1.60		Sp2	99.99	(22)
				Int3:	1:17.30	(27)	13-Fin:	8.75	(15)	2.15				
				Fin:	1:26.05	(27)				1.85	46.70	Avg:	90.87	
28	40	von APPEN Henrik Head	CHI	Int1:	30.75	(36)	11-12:	25.29	(30)	1.32		Sp1	99.46	(35)
				Int2:	56.04	(33)	12-13:	21.54	(20)	2.08		Sp2	103.48	(1)
				Int3:	1:17.58	(29)	13-Fin:	8.58	(1)	2.43				
				Fin:	1:26.16	(28)				1.96	49.41	Avg:	90.75	
29	42	ZUBCIC Filip Atomic	CRO	Int1:	30.25	(26)	11-12:	25.27	(29)	0.82		Sp1	98.43	(38)
				Int2:	55.52	(25)	12-13:	21.96	(33)	1.56		Sp2	97.82	(35)
				Int3:	1:17.48	(28)	13-Fin:	8.80	(25)	2.33				
				Fin:	1:26.28	(29)				2.08	52.36	Avg:	90.63	
30	43	ZRNCIC DIM Natko Atomic	CRO	Int1:	30.08	(18)	11-12:	25.56	(36)	0.65		Sp1	101.04	(24)
				Int2:	55.64	(29)	12-13:	21.94	(31)	1.68		Sp2	95.35	(42)
				Int3:	1:17.58	(29)	13-Fin:	8.79	(22)	2.43				
				Fin:	1:26.37	(30)				2.17	54.57	Avg:	90.53	
31	47	KUZNETSOV Ivan Atomic	RUS	Int1:	30.99	(37)	11-12:	25.07	(24)	1.56		Sp1	100.01	(31)
				Int2:	56.06	(34)	12-13:	21.60	(22)	2.10		Sp2	101.86	(9)
				Int3:	1:17.66	(32)	13-Fin:	8.73	(12)	2.51				
				Fin:	1:26.39	(31)				2.19	55.06	Avg:	90.51	
31	38	MEINERS Maarten Rossignol	NED	Int1:	30.42	(27)	11-12:	25.44	(34)	0.99		Sp1	100.96	(25)
				Int2:	55.86	(31)	12-13:	21.74	(27)	1.90		Sp2	98.28	(33)
				Int3:	1:17.60	(31)	13-Fin:	8.79	(22)	2.45				
				Fin:	1:26.39	(31)				2.19	55.06	Avg:	90.51	
33	57	TRIKHICHEV Pavel Rossignol	RUS	Int1:	30.72	(35)	11-12:	25.54	(35)	1.29		Sp1	100.21	(29)
				Int2:	56.26	(35)	12-13:	21.98	(34)	2.30		Sp2	100.03	(21)
				Int3:	1:18.24	(34)	13-Fin:	8.75	(15)	3.09				
				Fin:	1:26.99	(33)				2.79	69.66	Avg:	89.89	
34	58	SUNDIN Oile Head	SWE	Int1:	30.52	(29)	11-12:	25.36	(32)	1.09		Sp1	99.85	(32)
				Int2:	55.88	(32)	12-13:	22.31	(40)	1.92		Sp2	96.64	(37)
				Int3:	1:18.19	(33)	13-Fin:	8.96	(33)	3.04				
				Fin:	1:27.15	(34)				2.95	73.52	Avg:	89.72	
35	46	OLIVERAS Marc Atomic	AND	Int1:	30.51	(28)	11-12:	26.55	(40)	1.08		Sp1	94.90	(43)
				Int2:	57.06	(39)	12-13:	21.65	(24)	3.10		Sp2	100.54	(19)
				Int3:	1:18.71	(35)	13-Fin:	8.98	(34)	3.56				
				Fin:	1:27.69	(35)				3.49	86.44	Avg:	89.17	
36	31	CRAWFORD James Head	CAN	Int1:	30.67	(34)	11-12:	26.76	(41)	1.24		Sp1	100.90	(26)
				Int2:	57.43	(41)	12-13:	21.95	(32)	3.47		Sp2	103.11	(2)
				Int3:	1:19.38	(39)	13-Fin:	8.75	(15)	4.23				
				Fin:	1:28.13	(36)				3.93	96.86	Avg:	88.72	
37	54	LAIDLAW Harry	AUS	Int1:	31.58	(43)	11-12:	25.37	(33)	2.15		Sp1	97.94	(40)
				Int2:	56.95	(36)	12-13:	22.11	(38)	2.99		Sp2	95.56	(41)
				Int3:	1:19.06	(36)	13-Fin:	9.21	(41)	3.91				
				Fin:	1:28.27	(37)				4.07	100.15	Avg:	88.58	

Åre (SWE)

Men's Super-G

WED 6 FEB 2019

PERFORMANCE ANALYSIS BY RANK

Start Time : 12:30

Number of Competitors: 49 Number of NSA: 26

Rank	Bib	Name Ski	NSA Code	Positions			Partials		Difference		Speed				
				Pos	Time	Rank	Pos	Time	Rank	Time	Dist.(m)	Pos.	(km/h)	Rank	
38	53	BENDIK Martin Atomic	SVK	Int1:	31.43	(42)	11-12:	25.86	(37)	2.00		Sp1	100.12	(30)	
				Int2:	57.29	(40)	12-13:	22.00	(36)	3.33		Sp2	96.01	(39)	
				Int3:	1:19.29	(38)	13-Fin:	9.18	(40)	4.14					
				Fin:	1:28.47	(38)				4.27	104.83	Avg:	88.38		
39	60	KLINSKY Tomas	CZE	Int1:	31.13	(41)	11-12:	25.88	(38)	1.70		Sp1	98.43	(38)	
				Int2:	57.01	(37)	12-13:	22.07	(37)	3.05		Sp2	98.39	(32)	
				Int3:	1:19.08	(37)	13-Fin:	9.51	(46)	3.93					
				Fin:	1:28.59	(39)				4.39	107.63	Avg:	88.26		
40	56	BREITFUSS KAMMERLANDER Voelkl	BOL	Int1:	31.10	(40)	11-12:	25.92	(39)	1.67		Sp1	98.54	(37)	
				Int2:	57.02	(38)	12-13:	22.61	(42)	3.06		Sp2	96.44	(38)	
				Int3:	1:19.63	(40)	13-Fin:	9.05	(37)	4.48					
				Fin:	1:28.68	(40)				4.48	109.73	Avg:	88.17		
41	55	KRYZL Krystof Fischer	CZE	Int1:	31.00	(38)	11-12:	27.12	(42)	1.57		Sp1	97.44	(41)	
				Int2:	58.12	(42)	12-13:	21.99	(35)	4.16		Sp2	97.67	(36)	
				Int3:	1:20.11	(41)	13-Fin:	9.11	(39)	4.96					
				Fin:	1:29.22	(41)				5.02	122.21	Avg:	87.64		
42	61	von APPEN Sven	CHI	Int1:	31.06	(39)	11-12:	27.25	(44)	1.63		Sp1	93.38	(46)	
				Int2:	58.31	(43)	12-13:	22.43	(41)	4.35		Sp2	96.01	(39)	
				Int3:	1:20.74	(42)	13-Fin:	9.38	(45)	5.59					
				Fin:	1:30.12	(42)				5.92	142.68	Avg:	86.76		
43	26	MARSAGLIA Matteo Rossignol	ITA	Int1:	30.55	(31)	11-12:	24.78	(12)	1.12		Sp1	100.72	(27)	
				Int2:	55.33	(24)	12-13:	26.85	(49)	1.37					
				Int3:	1:22.18	(44)	13-Fin:	8.76	(19)	7.03					
				Fin:	1:30.94	(43)				6.74	160.98	Avg:	85.98		
44	65	OPMANIS Elvis	LAT	Int1:	31.75	(44)	11-12:	27.21	(43)	2.32		Sp1	93.06	(47)	
				Int2:	58.96	(44)	12-13:	23.01	(43)	5.00		Sp2	93.80	(44)	
				Int3:	1:21.97	(43)	13-Fin:	9.37	(44)	6.82					
				Fin:	1:31.34	(44)				7.14	169.78	Avg:	85.61		
45	68	TAHIRI Albin	KOS	Int1:	31.97	(47)	11-12:	27.31	(45)	2.54		Sp1	93.47	(45)	
				Int2:	59.28	(45)	12-13:	23.15	(44)	5.32		Sp2	91.36	(46)	
				Int3:	1:22.43	(45)	13-Fin:	9.29	(42)	7.28					
				Fin:	1:31.72	(45)				7.52	178.08	Avg:	85.25		
46	67	DANILOCHKIN Yuri Atomic	BLR	Int1:	31.76	(45)	11-12:	27.75	(47)	2.33		Sp1	97.23	(42)	
				Int2:	59.51	(46)	12-13:	23.90	(46)	5.55		Sp2	88.98	(48)	
				Int3:	1:23.41	(46)	13-Fin:	9.57	(48)	8.26					
				Fin:	1:32.98	(46)				8.78	205.10	Avg:	84.10		
47	66	DRUKAROV Andrej	LTU	Int1:	32.37	(48)	11-12:	27.53	(46)	2.94		Sp1	93.51	(44)	
				Int2:	59.90	(47)	12-13:	23.91	(47)	5.94		Sp2	90.26	(47)	
				Int3:	1:23.81	(47)	13-Fin:	9.52	(47)	8.66					
				Fin:	1:33.33	(47)				9.13	212.48	Avg:	83.78		
48	63	KOVBASNYUK Ivan	UKR	Int1:	31.93	(46)	11-12:	28.24	(48)	2.50		Sp1	90.15	(49)	
				Int2:	1:00.17	(48)	12-13:	23.83	(45)	6.21		Sp2	95.26	(43)	
				Int3:	1:24.00	(48)	13-Fin:	9.61	(49)	8.85					
				Fin:	1:33.61	(48)				9.41	218.34	Avg:	83.53		
49	69	DANOV Sergey	KAZ	Int1:	33.54	(49)	11-12:	28.68	(49)	4.11		Sp1	91.50	(48)	
				Int2:	1:02.22	(49)	12-13:	24.09	(48)	8.26		Sp2	92.85	(45)	
				Int3:	1:26.31	(49)	13-Fin:	9.35	(43)	11.16					
				Fin:	1:35.66	(49)				11.46	260.20	Avg:	81.74		

Intermediate Time Positions : Int. 1 = Inter1

Int. 2 = Inter2

Int. 3 = Inter3

Speed Measurement Positions : Sp 1 = Speed 1

Sp 2 = Speed 2

Legend:							
Avg	Average	Dist.(m)	Distance in metres	Fin	Finish	Int	Intermediate
Pos.	Intermediate or speed position			Sp	Speed trap		



SKISTAR FIS ALPINE WORLD SKI CHAMPIONSHIPS 2019

Åre (SWE)


Men's Super-G

WED 6 FEB 2019

Start Time : 12:30

PERFORMANCE ANALYSIS BY BIB

Number of Competitors: 70 Number of NSA: 33

Bib	Name Ski	NSA Code	Positions			Partials		Difference		Speed			
			Pos	Time	Rank	Pos	Time	Rank	Time	Dist.(m)	Pos.	(km/h)	Rank
1	FEUZ Beat Head	SUI	Int1:	30.11	(27)	11-12:	24.80	(18)	0.75		Sp1	103.93	(8)
			Int2:	54.91	(22)	12-13:	21.37	(9)	0.95		Sp2	101.30	(16)
			Int3:	1:16.28	(16)	13-Fin:	8.92	(30)	1.13				
			Fin:	1:25.20	(18)				1.00	25.49	Avg:	91.77	
2	TUMLER Thomas Fischer	SUI	Int1:	29.54	(5)	11-12:			0.18		Sp1	99.64	(47)
			Int2:			12-13:							
			Int3:			13-Fin:							
			Fin:	DNF							Avg:		
3	PARIS Dominik Nordica	ITA	Int1:	29.57	(7)	11-12:	24.56	(6)	0.21		Sp1	104.22	(7)
			Int2:	54.13	(3)	12-13:	21.02	(1)	0.17		Sp2	102.08	(5)
			Int3:	1:15.15	(1)	13-Fin:	9.05	(37)					
			Fin:	1:24.20	(1)					0.00	Avg:	92.86	
4	ROGER Brice Rossignol	FRA	Int1:	29.50	(3)	11-12:	24.99	(24)	0.14		Sp1	99.35	(49)
			Int2:	54.49	(10)	12-13:	21.26	(5)	0.53		Sp2	101.64	(12)
			Int3:	1:15.75	(4)	13-Fin:	8.86	(29)	0.60				
			Fin:	1:24.61	(7)				0.41	10.52	Avg:	92.41	
5	KILDE Aleksander Aamodt Head	NOR	Int1:	29.80	(18)	11-12:	24.78	(15)	0.44		Sp1	99.78	(44)
			Int2:	54.58	(13)	12-13:	22.24	(40)	0.62		Sp2	101.72	(10)
			Int3:	1:16.82	(23)	13-Fin:	9.01	(35)	1.67				
			Fin:	1:25.83	(24)				1.63	41.25	Avg:	91.10	
6	KLING Bostjan Nordica	SLO	Int1:	29.36	(1)	11-12:					Sp1	99.17	(51)
			Int2:			12-13:							
			Int3:			13-Fin:							
			Fin:	DNF							Avg:		
7	JANSRUD Kjetil Head	NOR	Int1:	29.51	(4)	11-12:	25.19	(31)	0.15		Sp1	105.61	(1)
			Int2:	54.70	(18)	12-13:	21.73	(26)	0.74		Sp2	101.02	(18)
			Int3:	1:16.43	(19)	13-Fin:	8.95	(32)	1.28				
			Fin:	1:25.38	(22)				1.18	30.02	Avg:	91.58	
8	SEJERSTED Adrian Smiseth Atomic	NOR	Int1:	29.76	(14)	11-12:	24.91	(23)	0.40		Sp1	102.19	(22)
			Int2:	54.67	(17)	12-13:	21.33	(8)	0.71		Sp2	99.23	(28)
			Int3:	1:16.00	(12)	13-Fin:	8.70	(9)	0.85				
			Fin:	1:24.70	(8)				0.50	12.82	Avg:	92.32	
9	KRIECHMAYR Vincent Fischer	AUT	Int1:	29.43	(2)	11-12:	24.77	(14)	0.07		Sp1	104.24	(6)
			Int2:	54.20	(4)	12-13:	21.44	(13)	0.24		Sp2	98.73	(31)
			Int3:	1:15.64	(3)	13-Fin:	8.65	(3)	0.49				
			Fin:	1:24.29	(2)				0.09	2.32	Avg:	92.77	
10	COOK Dustin Stoekli	CAN	Int1:	30.14	(29)	11-12:	25.21	(33)	0.78		Sp1	100.67	(36)
			Int2:	55.35	(29)	12-13:			1.39				
			Int3:			13-Fin:							
			Fin:	DNF							Avg:		
11	SVINDAL Aksel Lund Head	NOR	Int1:	29.73	(10)	11-12:	25.19	(31)	0.37		Sp1	103.33	(15)
			Int2:	54.92	(23)	12-13:	21.42	(12)	0.96		Sp2	99.93	(24)
			Int3:	1:16.34	(17)	13-Fin:	8.78	(21)	1.19				
			Fin:	1:25.12	(16)				0.92	23.48	Avg:	91.86	

06-02-2019 / Åre (SWE) / 0125

Page 1/6

Data Processing by LONGINES

www.fis-ski.com

LONGINES Timing

Generation date : WED 6 FEB 2019

Time : 15:00

Document : C77B 1.0



PRESENTING SPONSOR

OFFICIAL TIMEKEEPER

MAIN SPONSORS

Åre (SWE)
Men's Super-G
PERFORMANCE ANALYSIS BY BIB
Number of Competitors: 70 Number of NSA: 33

Bib	Name Ski	NSA Code	Positions			Partials		Difference		Speed			
			Pos	Time	Rank	Pos	Time	Rank	Time	Dist.(m)	Pos.	(km/h)	Rank
12	GANONG Travis Atomic	USA	Int1: Int2: Int3: Fin:	29.74 DNF	(11)	11-12: 12-13: 13-Fin:		0.38		Sp1	99.34	(50)	
13	MAYER Matthias Head	AUT	Int1: Int2: Int3: Fin:	29.74 54.01 DNF	(11) (2)	11-12: 12-13: 13-Fin:	24.27	(1)	0.38 0.05		Sp1	104.99	(3)
14	CLAREY Johan Head	FRA	Int1: Int2: Int3: Fin:	29.55 53.96 1:15.26 1:24.29	(6) (1) (2) (2)	11-12: 12-13: 13-Fin:	24.41 21.30 9.03	(3) (6) (36)	0.19 0.11 0.09		Sp1 Sp2	105.07 101.53	(2) (14)
15	FERSTL Josef Head	GER	Int1: Int2: Int3: Fin:	29.72 54.46 1:15.78 1:24.59	(9) (8) (6) (6)	11-12: 12-13: 13-Fin:	24.74 21.32 8.81	(13) (7) (26)	0.36 0.50 0.63 0.39		Sp1 Sp2	104.60 99.02	(4) (29)
16	ODERMATT Marco Stoeckli	SUI	Int1: Int2: Int3: Fin:	29.79 54.45 1:15.95 1:24.78	(17) (7) (9) (12)	11-12: 12-13: 13-Fin:	24.66 21.50 8.83	(9) (16) (28)	0.43 0.49 0.80 0.58		Sp1 Sp2	103.86 98.27	(9) (35)
17	CAVIEZEL Mauro Atomic	SUI	Int1: Int2: Int3: Fin:	29.74 54.46 DNF	(11) (8)	11-12: 12-13: 13-Fin:	24.72	(11)	0.38 0.50		Sp1	103.84	(10)
18	INNERHOFER Christof Rossignol	ITA	Int1: Int2: Int3: Fin:	29.76 54.36 1:15.90 1:24.55	(14) (6) (7) (4)	11-12: 12-13: 13-Fin:	24.60 21.54 8.65	(7) (20) (3)	0.40 0.40 0.75 0.35		Sp1 Sp2	103.61 99.56	(12) (26)
19	REICHELT Hannes Salomon	AUT	Int1: Int2: Int3: Fin:	29.78 54.92 DNF	(16) (23)	11-12: 12-13: 13-Fin:	25.14	(28)	0.42 0.96		Sp1	101.13	(28)
20	THEAUX Adrien Head	FRA	Int1: Int2: Int3: Fin:	30.17 54.56 1:15.76 1:24.57	(30) (12) (5) (5)	11-12: 12-13: 13-Fin:	24.39 21.20 8.81	(2) (4) (26)	0.81 0.60 0.61 0.37		Sp1 Sp2	103.27 101.43	(17) (15)
21	SCHWAIGER Dominik Head	GER	Int1: Int2: Int3: Fin:	30.04 54.54 1:15.94 1:24.87	(24) (11) (8) (15)	11-12: 12-13: 13-Fin:	24.50 21.40 8.93	(5) (11) (31)	0.68 0.58 0.79 0.67		Sp1 Sp2	99.77 99.99	(45) (22)
22	KOSI Klemen Atomic	SLO	Int1: Int2: Int3: Fin:	29.99 DNF	(23)	11-12: 12-13: 13-Fin:			0.63		Sp1	100.01	(40)
23	NYMAN Steven Fischer	USA	Int1: Int2: Int3: Fin:	29.71 54.35 1:16.12 1:24.70	(8) (5) (13) (8)	11-12: 12-13: 13-Fin:	24.64 21.77 8.58	(8) (29) (1)	0.35 0.39 0.97 0.50		Sp1 Sp2	104.54 101.71	(5) (11)
24	COCHRAN-SIEGLE Ryan Rossignol	USA	Int1: Int2: Int3: Fin:	30.19 54.87 1:15.98 1:24.73	(33) (20) (11) (11)	11-12: 12-13: 13-Fin:	24.68 21.11 8.75	(10) (3) (15)	0.83 0.91 0.83 0.53		Sp1 Sp2	103.50 100.38	(13) (20)

Åre (SWE)
PERFORMANCE ANALYSIS BY BIB

Number of Competitors: 70 Number of NSA: 33

Bib	Name Ski	NSA Code	Positions			Partials		Difference		Speed				
			Pos	Time	Rank	Pos	Time	Rank	Time	Dist.(m)	Pos.	(km/h)	Rank	
25	ALLEGRE Nils Salomon	FRA	Int1:	29.81	(19)	11-12:	24.80	(18)	0.45		Sp1	102.56	(20)	
			Int2:	54.61	(15)	12-13:	21.52	(18)	0.65		Sp2	101.92	(8)	
			Int3:	1:16.13	(14)	13-Fin:	8.71	(10)	0.98					
			Fin:	1:24.84	(14)				0.64	16.38	Avg:	92.16		
26	MARSAGLIA Matteo Rossignol	ITA	Int1:	30.55	(44)	11-12:	24.78	(15)	1.19		Sp1	100.72	(34)	
			Int2:	55.33	(28)	12-13:	26.85	(51)	1.37					
			Int3:	1:22.18	(46)	13-Fin:	8.76	(19)	7.03					
			Fin:	1:30.94	(43)				6.74	160.98	Avg:	85.98		
27	THOMSEN Benjamin Head	CAN	Int1:	29.87	(21)	11-12:	25.02	(25)	0.51		Sp1	103.19	(18)	
			Int2:	54.89	(21)	12-13:	21.50	(16)	0.93		Sp2	101.56	(13)	
			Int3:	1:16.39	(18)	13-Fin:	8.74	(14)	1.24					
			Fin:	1:25.13	(17)				0.93	23.73	Avg:	91.85		
28	CATER Martin Stoekli	SLO	Int1:	29.91	(22)	11-12:	25.14	(28)	0.55		Sp1	103.49	(14)	
			Int2:	55.05	(26)	12-13:	21.09	(2)	1.09		Sp2	102.34	(4)	
			Int3:	1:16.14	(15)	13-Fin:	8.65	(3)	0.99					
			Fin:	1:24.79	(13)				0.59	15.11	Avg:	92.22		
29	DANKLMAIER Daniel Atomic	AUT	Int1:	30.12	(28)	11-12:	24.72	(11)	0.76		Sp1	103.29	(16)	
			Int2:	54.84	(19)	12-13:	21.72	(25)	0.88		Sp2	101.93	(7)	
			Int3:	1:16.56	(21)	13-Fin:	8.72	(11)	1.41					
			Fin:	1:25.28	(20)				1.08	27.51	Avg:	91.69		
30	CASSE Mattia Head	ITA	Int1:	29.81	(19)	11-12:	24.78	(15)	0.45		Sp1	103.62	(11)	
			Int2:	54.59	(14)	12-13:	21.38	(10)	0.63		Sp2	102.70	(3)	
			Int3:	1:15.97	(10)	13-Fin:	8.73	(12)	0.82					
			Fin:	1:24.70	(8)				0.50	12.82	Avg:	92.32		
31	CRAWFORD James Head	CAN	Int1:	30.67	(47)	11-12:	26.76	(51)	1.31		Sp1	100.90	(33)	
			Int2:	57.43	(51)	12-13:	21.95	(33)	3.47		Sp2	103.11	(2)	
			Int3:	1:19.38	(40)	13-Fin:	8.75	(15)	4.23					
			Fin:	1:28.13	(36)				3.93	96.86	Avg:	88.72		
32	GOWER Jack	GBR	Int1:	30.19	(33)	11-12:	27.40	(56)	0.83		Sp1	99.76	(46)	
			Int2:	57.59	(52)	12-13:	22.66	(44)	3.63		Sp2	99.90	(25)	
			Int3:	1:20.25	(43)	13-Fin:			5.10					
			Fin:	DSQ							Avg:			
33	HROBAT Miha Atomic	SLO	Int1:	30.18	(32)	11-12:	24.48	(4)	0.82		Sp1	102.19	(22)	
			Int2:	54.66	(16)	12-13:			0.70					
			Int3:			13-Fin:								
			Fin:	DNF							Avg:			
34	SEGER Brodie Atomic	CAN	Int1:	30.22	(36)	11-12:	25.34	(36)	0.86		Sp1	101.11	(29)	
			Int2:	55.56	(32)	12-13:	21.74	(27)	1.60		Sp2	99.99	(22)	
			Int3:	1:17.30	(27)	13-Fin:	8.75	(15)	2.15					
			Fin:	1:26.05	(27)				1.85	46.70	Avg:	90.87		
35	VUKICEVIC Marko Fischer	SRB	Int1:	30.97	(53)	11-12:	25.52	(41)	1.61		Sp1	99.94	(42)	
			Int2:	56.49	(43)	12-13:			2.53					
			Int3:			13-Fin:								
			Fin:	DNF							Avg:			
36	KOELL Alexander Atomic	SWE	Int1:	30.21	(35)	11-12:	24.80	(18)	0.85		Sp1	101.59	(25)	
			Int2:	55.01	(25)	12-13:	21.48	(15)	1.05		Sp2	99.29	(27)	
			Int3:	1:16.49	(20)	13-Fin:	8.79	(22)	1.34					
			Fin:	1:25.28	(20)				1.08	27.51	Avg:	91.69		
37	MONSEN Felix Atomic	SWE	Int1:	30.17	(30)	11-12:	24.90	(22)	0.81		Sp1	102.71	(19)	
			Int2:	55.07	(27)	12-13:	21.52	(18)	1.11		Sp2	102.03	(6)	
			Int3:	1:16.59	(22)	13-Fin:	8.66	(6)	1.44					
			Fin:	1:25.25	(19)				1.05	26.75	Avg:	91.72		

Åre (SWE)

Men's Super-G

WED 6 FEB 2019

PERFORMANCE ANALYSIS BY BIB

Start Time : 12:30

Number of Competitors: 70 Number of NSA: 33

Bib	Name Ski	NSA Code	Positions			Partials		Difference		Speed				
			Pos	Time	Rank	Pos	Time	Rank	Time	Dist.(m)	Pos.	(km/h)	Rank	
38	MEINERS Maarten Rossignol	NED	Int1:	30.42	(39)	11-12:	25.44	(40)	1.06		Sp1	100.96	(31)	
			Int2:	55.86	(37)	12-13:	21.74	(27)	1.90		Sp2	98.28	(34)	
			Int3:	1:17.60	(31)	13-Fin:	8.79	(22)	2.45					
			Fin:	1:26.39	(31)				2.19	55.06	Avg:	90.51		
39	FAARUP Christoffer Atomic	DEN	Int1:	30.57	(45)	11-12:	25.04	(26)	1.21		Sp1	101.17	(27)	
			Int2:	55.61	(33)	12-13:	21.64	(23)	1.65		Sp2	98.74	(30)	
			Int3:	1:17.25	(25)	13-Fin:	8.76	(19)	2.10					
			Fin:	1:26.01	(26)				1.81	45.71	Avg:	90.91		
40	von APPEN Henrik Head	CHI	Int1:	30.75	(51)	11-12:	25.29	(35)	1.39		Sp1	99.46	(48)	
			Int2:	56.04	(40)	12-13:	21.54	(20)	2.08		Sp2	103.48	(1)	
			Int3:	1:17.58	(29)	13-Fin:	8.58	(1)	2.43					
			Fin:	1:26.16	(28)				1.96	49.41	Avg:	90.75		
41	SCHMID Manuel Rossignol	GER	Int1:	30.07	(25)	11-12:	25.74	(44)	0.71		Sp1	101.47	(26)	
			Int2:	55.81	(36)	12-13:			1.85					
			Int3:			13-Fin:								
			Fin:	DNF							Avg:			
42	ZUBCIC Filip Atomic	CRO	Int1:	30.25	(37)	11-12:	25.27	(34)	0.89		Sp1	98.43	(55)	
			Int2:	55.52	(30)	12-13:	21.96	(34)	1.56		Sp2	97.82	(36)	
			Int3:	1:17.48	(28)	13-Fin:	8.80	(25)	2.33					
			Fin:	1:26.28	(29)				2.08	52.36	Avg:	90.63		
43	ZRNCIC DIM Natko Atomic	CRO	Int1:	30.08	(26)	11-12:	25.56	(43)	0.72		Sp1	101.04	(30)	
			Int2:	55.64	(34)	12-13:	21.94	(32)	1.68		Sp2	95.35	(43)	
			Int3:	1:17.58	(29)	13-Fin:	8.79	(22)	2.43					
			Fin:	1:26.37	(30)				2.17	54.57	Avg:	90.53		
44	GUT Ian Head	LIE	Int1:	30.37	(38)	11-12:			1.01		Sp1	100.36	(37)	
			Int2:			12-13:								
			Int3:			13-Fin:								
			Fin:	DNF							Avg:			
45	ROENNGREN Mattias Head	SWE	Int1:	30.65	(46)	11-12:	24.87	(21)	1.29		Sp1	100.71	(35)	
			Int2:	55.52	(30)	12-13:	21.77	(29)	1.56		Sp2	98.65	(32)	
			Int3:	1:17.29	(26)	13-Fin:	8.69	(8)	2.14					
			Fin:	1:25.98	(25)				1.78	44.97	Avg:	90.94		
46	OLIVERAS Marc Atomic	AND	Int1:	30.51	(41)	11-12:	26.55	(50)	1.15		Sp1	94.90	(62)	
			Int2:	57.06	(49)	12-13:	21.65	(24)	3.10		Sp2	100.54	(19)	
			Int3:	1:18.71	(35)	13-Fin:	8.98	(34)	3.56					
			Fin:	1:27.69	(35)				3.49	86.44	Avg:	89.17		
47	KUZNETSOV Ivan Atomic	RUS	Int1:	30.99	(54)	11-12:	25.07	(27)	1.63		Sp1	100.01	(40)	
			Int2:	56.06	(41)	12-13:	21.60	(22)	2.10		Sp2	101.86	(9)	
			Int3:	1:17.66	(32)	13-Fin:	8.73	(12)	2.51					
			Fin:	1:26.39	(31)				2.19	55.06	Avg:	90.51		
48	PRIELOZNY Matej	SVK	Int1:	30.70	(48)	11-12:	26.02	(48)	1.34		Sp1	99.00	(52)	
			Int2:	56.72	(44)	12-13:			2.76					
			Int3:			13-Fin:								
			Fin:	DNF							Avg:			
49	BERNDT Ondrej Atomic	CZE	Int1:	30.47	(40)	11-12:	25.43	(39)	1.11		Sp1	101.97	(24)	
			Int2:	55.90	(39)	12-13:			1.94					
			Int3:			13-Fin:								
			Fin:	DNF							Avg:			
50	BENNETT Bryce Fischer	USA	Int1:	30.52	(42)	11-12:	25.15	(30)	1.16		Sp1	102.49	(21)	
			Int2:	55.67	(35)	12-13:	21.47	(14)	1.71		Sp2	101.15	(17)	
			Int3:	1:17.14	(24)	13-Fin:	8.68	(7)	1.99					
			Fin:	1:25.82	(23)				1.62	41.00	Avg:	91.11		

Åre (SWE)

Men's Super-G

WED 6 FEB 2019

PERFORMANCE ANALYSIS BY BIB

Start Time : 12:30

Number of Competitors: 70 Number of NSA: 33

Bib	Name Ski	NSA Code	Positions			Partials		Difference		Speed			
			Pos	Time	Rank	Pos	Time	Rank	Time	Dist.(m)	Pos.	(km/h)	Rank
51	ROMAR Andreas Head	FIN	Int1: Int2: Int3: Fin:	30.72 DNF	(49)	11-12: 12-13: 13-Fin:		1.36		Sp1	99.00	(52)	
52	ZABYSTRAN Jan Atomic	CZE	Int1: Int2: Int3: Fin:	DNF		11-12: 12-13: 13-Fin:						Avg:	
53	BENDIK Martin Atomic	SVK	Int1: Int2: Int3: Fin:	31.43 57.29 1:19.29 1:28.47	(60) (50) (39) (38)	11-12: 12-13: 13-Fin:	25.86 22.00 9.18	(45) (37) (40)	2.07 3.33 4.14		Sp1 Sp2	100.12 96.01	(39) (40)
54	LAIDLAW Harry	AUS	Int1: Int2: Int3: Fin:	31.58 56.95 1:19.06 1:28.27	(62) (45) (37) (37)	11-12: 12-13: 13-Fin:	25.37 22.11 9.21	(38) (39) (41)	2.22 2.99 3.91	104.83	Sp1 Sp2	97.94 95.56	(58) (42)
55	KRYZL Krystof Fischer	CZE	Int1: Int2: Int3: Fin:	31.00 58.12 1:20.11 1:29.22	(55) (53) (42) (41)	11-12: 12-13: 13-Fin:	27.12 21.99 9.11	(52) (36) (39)	1.64 4.16 4.96	122.21	Sp1 Sp2	97.44 97.67	(59) (37)
56	BREITFUSS KAMMERLANDER Voelkl	BOL	Int1: Int2: Int3: Fin:	31.10 57.02 1:19.63 1:28.68	(58) (47) (41) (40)	11-12: 12-13: 13-Fin:	25.92 22.61 9.05	(47) (43) (37)	1.74 3.06 4.48	109.73	Sp1 Sp2	98.54 96.44	(54) (39)
57	TRIKHICHEV Pavel Rossignol	RUS	Int1: Int2: Int3: Fin:	30.72 56.26 1:18.24 1:26.99	(49) (42) (34) (33)	11-12: 12-13: 13-Fin:	25.54 21.98 8.75	(42) (35) (15)	1.36 2.30 3.09	69.66	Sp1 Sp2	100.21 100.03	(38) (21)
58	SUNDIN Olle Head	SWE	Int1: Int2: Int3: Fin:	30.52 55.88 1:18.19 1:27.15	(42) (38) (33) (34)	11-12: 12-13: 13-Fin:	25.36 22.31 8.96	(37) (41) (33)	1.16 1.92 3.04	73.52	Sp1 Sp2	99.85 96.64	(43) (38)
59	ALESSANDRIA Arnaud Salomon	MON	Int1: Int2: Int3: Fin:	31.01 57.03 1:18.96 DSQ	(56) (48) (36)	11-12: 12-13: 13-Fin:	26.02 21.93	(48) (31)	1.65 3.07 3.81		Sp1 Sp2	98.43 92.57	(55) (47)
60	KLINSKY Tomas	CZE	Int1: Int2: Int3: Fin:	31.13 57.01 1:19.08 1:28.59	(59) (46) (38) (39)	11-12: 12-13: 13-Fin:	25.88 22.07 9.51	(46) (38) (46)	1.77 3.05 3.93	107.63	Sp1 Sp2	98.43 98.39	(55) (33)
61	von APPEN Sven	CHI	Int1: Int2: Int3: Fin:	31.06 58.31 1:20.74 1:30.12	(57) (54) (44) (42)	11-12: 12-13: 13-Fin:	27.25 22.43 9.38	(54) (42) (45)	1.70 4.35 5.59	142.68	Sp1 Sp2	93.38 96.01	(65) (40)
62	ETXEZARRETA Adur	ESP	Int1: Int2: Int3: Fin:	30.82 DNF	(52)	11-12: 12-13: 13-Fin:			1.46		Sp1	100.96	(31)
63	KOVBASNYUK Ivan	UKR	Int1: Int2: Int3: Fin:	31.93 1:00.17 1:24.00 1:33.61	(65) (59) (50) (48)	11-12: 12-13: 13-Fin:	28.24 23.83 9.61	(59) (47) (49)	2.57 6.21 8.85	218.34	Sp1 Sp2	90.15 95.26	(68) (44)

Åre (SWE)

Men's Super-G

WED 6 FEB 2019

Start Time : 12:30

PERFORMANCE ANALYSIS BY BIB

Number of Competitors: 70 Number of NSA: 33

Bib	Name Ski	NSA Code	Positions			Partials		Difference		Speed			
			Pos	Time	Rank	Pos	Time	Rank	Time	Dist.(m)	Pos.	(km/h)	Rank
64	ACHIRILOAIE Ioan Valeriu	ROU	Int1: Int2: Int3: Fin:	31.44 DNF	(61)	11-12: 12-13: 13-Fin:		2.08		Sp1	96.87	(61)	
65	OPMANIS Elvis	LAT	Int1: Int2: Int3: Fin:	31.75 58.96 1:21.97 1:31.34	(63) (55) (45) (44)	11-12: 12-13: 13-Fin:	27.21 23.01 9.37	(53) (45) (44)	2.39 5.00 6.82 7.14	169.78	Avg:	85.61	
66	DRUKAROV Andrej	LTU	Int1: Int2: Int3: Fin:	32.37 59.90 1:23.81 1:33.33	(67) (58) (49) (47)	11-12: 12-13: 13-Fin:	27.53 23.91 9.52	(57) (49) (47)	3.01 5.94 8.66 9.13	212.48	Avg:	83.78	
67	DANILOCHKIN Yuri Atomic	BLR	Int1: Int2: Int3: Fin:	31.76 59.51 1:23.41 1:32.98	(64) (57) (48) (46)	11-12: 12-13: 13-Fin:	27.75 23.90 9.57	(58) (48) (48)	2.40 5.55 8.26 8.78	205.10	Avg:	84.10	
68	TAHIRI Albin	KOS	Int1: Int2: Int3: Fin:	31.97 59.28 1:22.43 1:31.72	(66) (56) (47) (45)	11-12: 12-13: 13-Fin:	27.31 23.15 9.29	(55) (46) (42)	2.61 5.32 7.28 7.52	178.08	Avg:	85.25	
69	DANOV Sergey	KAZ	Int1: Int2: Int3: Fin:	33.54 1:02.22 1:26.31 1:35.66	(69) (60) (51) (49)	11-12: 12-13: 13-Fin:	28.68 24.09 9.35	(60) (50) (43)	4.18 8.26 11.16 11.46	260.20	Avg:	81.74	
70	CHERTSIN Uladzislau	BLR	Int1: Int2: Int3: Fin:	33.14 DNF	(68)	11-12: 12-13: 13-Fin:			3.78		Sp1	79.06	(69)

 Intermediate Time Positions : Int. 1 = Inter1
 Speed Measurement Positions : Sp 1 = Speed 1

 Int. 2 = Inter2
 Sp 2 = Speed 2

Int. 3 = Inter3

Legend:							
Avg	Average	Dist.(m)	Distance in metres	DNF	Did Not Finish	DSQ	Disqualified
Fin	Finish	Int	Intermediate	Pos.	Intermediate or speed position		
Sp	Speed trap						

Åre (SWE)

**Men's Super-G
FIS WCSL LIST**

25 Nov 2018 Lake Louise (CAN)

1 Dec 2018 Beaver Creek (USA)

14 Dec 2018 Val Gardena - Gröden (ITA)

29 Dec 2018 Bormio (ITA)

27 Jan 2019 Kitzbühel (AUT)

6 Feb 2019 Åre (SWE)

Number of Competitors: 71 Number of NSA: 9

Rank	FIS Code	Name	NSA Code	1	2	3	4	5	6	Base	- X	+ Y	WCSL SG
1	53980	KRIECHMAYR Vincent	AUT	80	36	20	50	50	80	360	240	316	436
2	291459	PARIS Dominik	ITA	10	60	-	100	60	100	123	82	330	371
3	421483	JANSRUD Kjetil	NOR	100	26	60	-	-	-	460	307	186	339
4	53902	MAYER Matthias	AUT	40	32	36	80	45	-	280	187	233	326
5	421328	SVINDAL Aksel Lund	NOR	45	60	100	14	-	-	319	213	219	325
6	422139	KILDE Aleksand.	NOR	22	60	45	60	40	-	183	122	227	288
7	202059	FERSTL Josef	GER	2	1	40	24	100	40	195	130	207	272
8	53817	FRANZ Max	AUT	18	100	22	45	-	-	226	151	185	260
9	191740	CLAREY Johan	FRA	7	5	50	29	80	80	-	-	251	251
10	511513	CAVIEZEL Mauro	SUI	60	80	24	26	18	-	91	61	208	238
11	293006	INNERHOFER Christof	ITA	1	7	80	-	29	50	189	126	167	230
12	192746	THEAUX Adrien	FRA	36	24	9	20	24	45	185	123	158	220
13	50742	REICHELTH Hannes	AUT	50	-	29	13	20	-	291	194	112	209
14	422310	SEJERSTED Adri.	NOR	32	8	32	36	29	32	68	45	169	192
15	511383	FEUZ Beat	SUI	26	12	15	40	-	-	254	169	93	178
16	194190	ROGER Brice	FRA	-	-	-	22	36	36	64	43	94	115
17	200379	SANDER Andreas	GER	-	-	26	18	-	-	166	111	44	99
18	202535	DRESSEN Thomas	GER	29	-	-	-	-	-	185	123	29	91
19	512269	ODERMATT Marco	SUI	6	-	-	32	16	22	24	16	76	84
20	6530319	COCHRAN-SIEGLE Ryan	USA	22	14	2	9	-	24	18	12	71	77
21	194364	PINTURAUPT Alexis	FRA	-	15	-	-	32	-	78	52	47	73
22	100558	COOK Dustin	CAN	15	10	-	-	8	-	115	77	33	71
23	54209	KRENN Christoph	AUT	-	40	20	3	-	-	6	4	63	65
24	54009	WALDER Christian	AUT	24	2	1	10	-	-	82	55	37	64
25	102263	GUAY Erik	CAN	-	-	-	-	-	-	189	126	-	63
26	530874	GANONG Travis	USA	14	16	7	-	13	-	37	25	50	62
27	561255	CATER Martin	SLO	11	-	14	5	-	20	33	22	50	61
28	194298	GIEZENDANNER Blaise	FRA	-	1	-	15	12	-	97	65	28	60
29	194858	ALLEGRE Nils	FRA	-	20	-	11	6	18	10	7	55	58
29	511638	TUMLER Thomas	SUI	8	-	16	-	15	-	57	38	39	58
31	533866	NYMAN Steven	USA	-	11	5	8	-	32	3	2	56	57
32	990081	CASSE Mattia	ITA	-	-	4	4	11	32	3	2	51	52
33	561216	KLING Bostjan	SLO	13	-	12	-	1	-	71	47	26	50
34	561217	KOSI Klemen	SLO	-	29	13	-	-	-	2	1	42	43
34	422278	WINDINGSTAD Rasmus	NOR	-	20	6	7	7	-	8	5	40	43
36	202345	SCHWAIGER Dominik	GER	-	-	-	1	22	16	-	-	39	39
36	512039	ROULIN Gilles	SUI	-	-	-	16	3	-	60	40	19	39
38	292455	FILL Peter	ITA	-	-	-	-	-	-	115	77	-	38
39	293550	MARSAGLIA Matteo	ITA	-	22	-	-	14	-	-	-	36	36
40	511313	JANKA Carlo	SUI	16	-	-	2	-	-	37	25	18	30
41	6290985	BUZZI Emanuele	ITA	9	-	9	6	-	-	16	11	24	29
42	54157	DANKLMAIER Daniel	AUT	-	-	-	12	9	-	-	-	21	21
43	103271	THOMSEN Benjamin	CAN	-	-	10	-	4	-	10	7	14	17
43	531452	BIESEMEYER Thomas	USA	-	5	-	-	-	-	36	24	5	17
43	102899	OSBORNE-PARADIS Manuel	CAN	-	-	-	-	-	-	52	35	-	17
46	422120	SAUGESTAD Stian	NOR	-	-	4	-	-	-	37	25	4	16
47	193967	MUFFAT-JEANDET Victor	FRA	-	13	-	-	-	-	-	-	13	13
48	512038	ROGENTIN Stefan	SUI	12	-	-	-	-	-	-	-	12	12
49	561310	HROBAT Miha	SLO	-	-	11	-	-	-	-	-	11	11
50	54080	NEUMAYER Christopher	AUT	-	-	-	-	10	-	-	-	10	10
50	51215	BAUMANN Romed	AUT	-	-	-	-	-	-	29	19	-	10
50	530939	WEIBRECHT Andrew	USA	-	-	-	-	-	-	30	20	-	10
53	534562	LIGETY Ted	USA	-	9	-	-	-	-	-	-	9	9
53	53831	HIRSCHER Marcel	AUT	-	-	-	-	-	-	26	17	-	9

Åre (SWE)

**Men's Super-G
FIS WCSL LIST**

25 Nov 2018 Lake Louise (CAN)
 1 Dec 2018 Beaver Creek (USA)
 14 Dec 2018 Val Gardena - Gröden (ITA)
 29 Dec 2018 Bormio (ITA)
 27 Jan 2019 Kitzbühel (AUT)
 6 Feb 2019 Åre (SWE)

Number of Competitors: 71 Number of NSA: 9

Rank	FIS Code	Name	NSA Code	1	2	3	4	5	6	Base	-X	+Y	WCSL SG
55	511981	WEBER Ralph	SUI	-	-	1	-	-	-	21	14	1	8
55	54076	KOECK Niklas	AUT	-	-	-	-	-	-	24	16	-	8
57	54005	STRIEDINGER Otmar	AUT	-	7	-	-	-	-	-	-	7	7
58	6190176	BAILET Matthieu	FRA	5	-	-	-	-	-	4	3	5	6
59	511852	CAVIEZEL Gino	SUI	-	-	-	-	5	-	-	-	5	5
59	512042	KRYENBUEHL Urs	SUI	-	-	-	-	-	-	15	10	-	5
59	934643	GOLDBERG Jared	USA	-	-	-	-	-	-	15	10	-	5
62	104531	CRAWFORD James	CAN	4	-	-	-	-	-	-	-	4	4
62	512124	HINTERMANN Niels	SUI	3	-	1	-	-	-	-	-	4	4
62	422073	NETELAND Bjoernar	NOR	-	3	-	-	-	-	2	1	3	4
62	194167	MUZATON Maxence	FRA	-	-	-	-	-	-	12	8	-	4
66	6530453	DUPRATT Samuel	USA	-	-	-	-	2	-	-	-	2	2
66	990116	de ALIPRANDINI Luca	ITA	-	-	-	-	-	-	6	4	-	2
68	6530104	BENNETT Bryce	USA	-	-	-	-	-	-	4	3	-	1
68	53981	KROELL Johannes	AUT	1	-	-	-	-	-	-	-	1	1
68	930024	MAPLE Wiley	USA	-	-	-	-	-	-	2	1	-	1
68	6291625	SCHIEDER Florian	ITA	-	-	-	-	-	-	4	3	-	1

Number of competitors per NSA in the top 60

AUT: 12 CAN: 4 FRA: 8 GER: 4 ITA: 6 NOR: 6
 SLO: 4 SUI: 10 USA: 6

Legend:

- No points **Base** Last season FIS World Cup Start List points
WCSL SG FIS World Cup Start List points for Super-G
X (Base/number of planned races in the current season) *(number of completed races in the current season)
Y FIS World Cup points won in the current season

Åre (SWE)

Men's Super-G

OVERALL FIS WCSL LIST

Number of Competitors: 187 Number of NSA: 20

Rank	FIS Code	Name	NSA Code	WCSL Points	Diff.	DH 6 races	SL 8 races	GS 5 races	SG 6 races	AC 1 race
1	53831	HIRSCHER Marcel	AUT	1733		-	857 (1)	800 (1)	9 (53)	67 (9)
2	422304	KRISTOFFERSEN Henrik	NOR	1077	656	-	530 (2)	547 (2)	-	-
3	194364	PINTURAUULT Alexis	FRA	1033	700	-	386 (5)	394 (3)	73 (21)	180 (2)
4	291459	PARIS Dominik	ITA	895	838	494 (2)	-	-	371 (2)	30 (24)
4	511383	FEUZ Beat	SUI	895	838	717 (1)	-	-	178 (15)	-
6	53980	KRIECHMAYR Vincent	AUT	882	851	417 (4)	-	-	436 (1)	29 (27)
7	421328	SVINDAL Aksel Lund	NOR	810	923	485 (3)	-	-	325 (5)	-
8	421483	JANSRUD Kjetil	NOR	692	1041	217 (15)	-	3 (67)	339 (3)	133 (4)
9	422139	KILDE Aleksand.	NOR	647	1086	297 (7)	-	36 (35)	288 (6)	26 (28)
10	53902	MAYER Matthias	AUT	638	1095	264 (8)	-	-	326 (4)	48 (16)
11	511513	CAVIEZEL Mauro	SUI	624	1109	261 (9)	-	-	238 (10)	125 (5)
12	293006	INNERHOFER Christof	ITA	614	1119	330 (5)	-	-	230 (11)	54 (13)
13	193967	MUFFAT-JEANDET Victor	FRA	590	1143	-	165 (16)	222 (11)	13 (47)	190 (1)
14	53817	FRANZ Max	AUT	574	1159	314 (6)	-	-	260 (8)	-
15	54063	FELLER Manuel	AUT	498	1235	-	270 (9)	228 (10)	-	-
16	512182	MEILLARD Loic	SUI	496	1237	-	186 (15)	310 (5)	-	-
17	54320	SCHWARZ Marco	AUT	492	1241	-	301 (7)	43 (31)	-	148 (3)
18	191740	CLAREY Johan	FRA	487	1246	236 (12)	-	-	251 (9)	-
19	511996	YULE Daniel	SUI	452	1281	-	452 (3)	-	-	-
20	50742	REICHELTHANNES	AUT	450	1283	241 (11)	-	-	209 (13)	-
21	192746	THEAUX Adrien	FRA	440	1293	220 (14)	-	-	220 (12)	-
22	6190403	NOEL Clement	FRA	424	1309	-	424 (4)	-	-	-
23	561244	KRANJEC Zan	SLO	419	1314	-	55 (35)	364 (4)	-	-
24	202059	FERSTL Josef	GER	394	1339	122 (18)	-	-	272 (7)	-
25	202535	DRESSEN Thomas	GER	384	1349	232 (13)	-	-	91 (18)	61 (11)
26	292491	MOELGG Manfred	ITA	341	1392	-	196 (13)	145 (16)	-	-
27	201702	NEUREUTHER Felix	GER	333	1400	-	227 (12)	106 (18)	-	-
28	54170	MATT Michael	AUT	325	1408	-	322 (6)	3 (67)	-	-
29	6530104	BENNETT Bryce	USA	300	1433	256 (10)	-	-	1 (68)	43 (18)
30	511902	ZENHAEUSERN Ramon	SUI	294	1439	-	294 (8)	-	-	-
31	191750	FANARA Thomas	FRA	279	1454	-	-	279 (6)	-	-
32	501324	OLSSON Matts	SWE	274	1459	-	-	274 (7)	-	-
33	421669	NESTVOLD-HAUGEN	NOR	270	1463	-	72 (27)	198 (13)	-	-
34	202437	LUITZ Stefan	GER	259	1474	-	1 (67)	258 (8)	-	-
35	422310	SEJERSTED Adri.	NOR	254	1479	62 (30)	-	-	192 (14)	-
36	501017	MYHRER Andre	SWE	253	1480	-	242 (10)	11 (53)	-	-
37	194495	FAIVRE Mathieu	FRA	243	1490	-	-	243 (9)	-	-
38	220689	RYDING Dave	GBR	236	1497	-	236 (11)	-	-	-
39	292455	FILL Peter	ITA	231	1502	100 (22)	-	-	38 (38)	93 (6)
40	534562	LIGETY Ted	USA	228	1505	-	-	155 (14)	9 (53)	64 (10)
41	194190	ROGER Brice	FRA	214	1519	99 (23)	-	-	115 (16)	-
42	531799	FORD Tommy	USA	209	1524	-	-	209 (12)	-	-
43	291318	TONETTI Riccardo	ITA	194	1539	-	42 (37)	101 (19)	-	51 (14)
44	53889	HIRSCHBUEHL Christian	AUT	188	1545	-	187 (14)	1 (71)	-	-
45	533866	NYMAN Steven	USA	186	1547	129 (17)	-	-	57 (31)	-
46	511313	JANKA Carlo	SUI	185	1548	120 (19)	-	5 (62)	30 (40)	30 (24)
47	200379	SANDER Andreas	GER	180	1553	81 (25)	-	-	99 (17)	-
48	561255	CATER Martin	SLO	177	1556	67 (28)	-	-	61 (27)	49 (15)
49	512269	ODERMATT Marco	SUI	174	1559	16 (49)	-	74 (22)	84 (19)	-
50	561322	HADALIN Stefan	SLO	166	1567	-	121 (20)	11 (53)	-	34 (21)
51	990116	de ALIPRANDINI Luca	ITA	163	1570	-	-	155 (14)	2 (66)	6 (45)
51	6530319	COCHRAN-SIEGLE Ryan	USA	163	1570	11 (55)	-	54 (29)	77 (20)	21 (32)
53	103271	THOMSEN Benjamin	CAN	161	1572	144 (16)	-	-	17 (43)	-
54	422082	FOSS-SOLEVAAG S	NOR	158	1575	-	157 (17)	-	-	1 (51)
54	102263	GUAY Erik	CAN	158	1575	95 (24)	-	-	63 (25)	-
56	511638	TUMLER Thomas	SUI	155	1578	-	-	97 (20)	58 (29)	-
57	293797	GROSS Stefano	ITA	151	1582	-	151 (18)	-	-	-
58	192665	GRANGE Jean-Baptiste	FRA	143	1590	-	143 (19)	-	-	-
59	511983	AERNI Luca	SUI	140	1593	-	103 (22)	7 (59)	-	30 (24)
60	6290985	BUZZI Emanuele	ITA	139	1594	101 (21)	-	-	29 (41)	9 (39)
61	511852	CAVIEZEL Gino	SUI	135	1598	-	-	130 (17)	5 (59)	-
62	511896	MURISIER Justin	SUI	128	1605	-	-	96 (21)	-	32 (22)
63	512039	ROULIN Gilles	SUI	127	1606	80 (26)	-	-	39 (36)	8 (43)
64	530874	GANONG Travis	USA	124	1609	62 (30)	-	-	62 (26)	-

Åre (SWE)


Men's Super-G

OVERALL FIS WCSL LIST

Number of Competitors: 187 Number of NSA: 20

Rank	FIS Code	Name	NSA Code	WCSL Points	Diff.	DH 6 races	SL 8 races	GS 5 races	SG 6 races	AC 1 race
65	51215	BAUMANN Romed	AUT	122	1611	39 (42)	-	-	10 (50)	73 (8)
66	191459	LIZEROUX Julien	FRA	119	1614	-	119 (21)	-	-	-
67	512124	HINTERMANN Niels	SUI	118	1615	70 (27)	-	-	4 (62)	44 (17)
68	54005	STRIEDINGER Otmar	AUT	116	1617	109 (20)	-	-	7 (57)	-
69	481327	TRIKHICHEV Pavel	RUS	115	1618	-	4 (59)	18 (45)	-	93 (6)
70	54009	WALDER Christian	AUT	113	1620	49 (36)	-	-	64 (24)	-
71	561217	KOSI Klemen	SLO	102	1631	22 (47)	-	-	43 (34)	37 (20)
72	422278	WINDINGSTAD Rasmus	NOR	101	1632	-	-	58 (27)	43 (34)	-
73	51395	DIGRUBER Marc	AUT	100	1633	-	100 (23)	-	-	-
74	92720	POPOV Albert	BUL	95	1638	-	95 (24)	-	-	-
75	293098	RAZZOLI Giuliano	ITA	91	1642	-	91 (25)	-	-	-
76	380335	ZUBCIC Filip	CRO	89	1644	-	-	64 (26)	-	25 (29)
77	194167	MUZATON Maxence	FRA	84	1649	65 (29)	-	-	4 (62)	15 (34)
78	293550	MARSAGLIA Matteo	ITA	83	1650	47 (37)	-	-	36 (39)	-
79	990081	CASSE Mattia	ITA	82	1651	27 (44)	-	-	52 (32)	3 (49)
80	103729	READ Erik	CAN	81	1652	-	25 (44)	56 (28)	-	-
81	194858	ALLEGRE Nils	FRA	80	1653	13 (54)	-	-	58 (29)	9 (39)
82	202345	SCHWAIGER Dominik	GER	78	1655	39 (42)	-	-	39 (36)	-
83	380363	KOLEGA Elias	CRO	77	1656	-	77 (26)	-	-	-
84	102899	OSBORNE-PARADIS Manuel	CAN	74	1659	57 (32)	-	-	17 (43)	-
85	561216	KLINE Bostjan	SLO	73	1660	14 (52)	-	-	50 (33)	9 (39)
86	54157	DANKLMAIER Daniel	AUT	72	1661	51 (35)	-	-	21 (42)	-
86	380361	RODES Istok	CRO	72	1661	-	72 (27)	-	-	-
86	54093	STROLZ Johannes	AUT	72	1661	-	45 (36)	27 (38)	-	-
89	202597	SCHMID Alexander	GER	71	1662	-	-	71 (23)	-	-
89	100558	COOK Dustin	CAN	71	1662	-	-	-	71 (22)	-
91	194298	GIEZENDANNER Blaise	FRA	70	1663	10 (57)	-	-	60 (28)	-
91	292967	EISATH Florian	ITA	70	1663	-	-	70 (24)	-	-
93	54209	KRENN Christoph	AUT	69	1664	4 (64)	-	-	65 (23)	-
93	421860	NORDBOTTEN Jonathan	NOR	69	1664	-	69 (29)	-	-	-
95	201896	STEHLE Dominik	GER	68	1665	-	68 (30)	-	-	-
95	51007	SCHOERGHOFFER Philipp	AUT	68	1665	-	-	68 (25)	-	-
97	103865	PHILP Trevor	CAN	66	1667	-	27 (41)	39 (33)	-	-
97	202462	DOPFER Fritz	GER	66	1667	-	27 (41)	39 (33)	-	-
99	501111	HARGIN Mattias	SWE	65	1668	-	65 (31)	-	-	-
100	512138	SIMONET Sandro	SUI	62	1671	-	38 (39)	-	-	24 (31)
100	480736	KHOROSHILOV Alexander	RUS	62	1671	-	62 (32)	-	-	-
100	380334	VIDOVIC Matej	CRO	62	1671	-	62 (32)	-	-	-
103	6190176	BAILET Matthieu	FRA	61	1672	55 (33)	-	-	6 (58)	-
103	511529	GISIN Marc	SUI	61	1672	54 (34)	-	-	-	7 (44)
105	192504	MERMILLOD BLON.	FRA	60	1673	-	-	-	-	60 (12)
106	512203	NEF Tanguy	SUI	56	1677	-	56 (34)	-	-	-
106	934643	GOLDBERG Jared	USA	56	1677	26 (45)	-	-	5 (59)	25 (29)
108	194542	GIRAUD MOINE Valentin	FRA	54	1679	16 (49)	-	-	-	38 (19)
109	6291430	MAURBERGER Simon	ITA	50	1683	-	34 (40)	16 (48)	-	-
110	202525	SCHMID Manuel	GER	46	1687	46 (38)	-	-	-	-
111	511741	ZURBRIGGEN Elia	SUI	45	1688	-	-	45 (30)	-	-
112	53981	KROELL Johannes	AUT	44	1689	43 (39)	-	-	1 (68)	-
113	511139	KUENG Patrick	SUI	43	1690	43 (39)	-	-	-	-
114	54031	LEITINGER Roland	AUT	42	1691	-	-	42 (32)	-	-
115	6293171	VINATZER Alex	ITA	41	1692	-	41 (38)	-	-	-
116	194368	RAFFORT Nicolas	FRA	40	1693	40 (41)	-	-	-	-
117	512031		SUI	37	1696	18 (48)	-	-	-	19 (33)
117	104096	THOMPSON Broderick	CAN	37	1696	6 (62)	-	-	-	31 (23)
119	700830	ZAMPA Adam	SVK	36	1697	-	5 (57)	31 (37)	-	-
120	54027	BRENNSTEINER Stefan	AUT	34	1699	-	-	34 (36)	-	-
121	512042	KRYENBUEHL Urs	SUI	30	1703	25 (46)	-	-	5 (59)	-
121	202451	STRASSER Linus	GER	30	1703	-	25 (44)	5 (62)	-	-
123	531452	BIESEMEYER Thomas	USA	28	1705	11 (55)	-	-	17 (43)	-
124	502015	JAKOBSEN Kristoffer	SWE	26	1707	-	26 (43)	-	-	-
125	512038	ROGENTIN Stefan	SUI	25	1708	-	-	-	12 (48)	13 (35)
126	54080	NEUMAYER Christopher	AUT	24	1709	14 (52)	-	-	10 (50)	-
127	194935	FAVROT Thibaut	FRA	23	1710	-	-	23 (39)	-	-
128	192506	MISSILLIER Steve	FRA	22	1711	-	-	22 (40)	-	-

Åre (SWE)


Men's Super-G

OVERALL FIS WCSL LIST

Number of Competitors: 187 Number of NSA: 20

Rank	FIS Code	Name	NSA Code	WCSL Points	Diff.	DH 6 races	SL 8 races	GS 5 races	SG 6 races	AC 1 race
129	54104	WALCH Magnus	AUT	21	1712	-	-	21 (41)	-	-
130	700879	ZAMPA Andreas	SVK	20	1713	-	-	20 (42)	-	-
130	202520	HOLZMANN Sebastian	GER	20	1713	-	20 (46)	-	-	-
130	534959	JITLOFF Tim	USA	20	1713	-	-	20 (42)	-	-
133	422507	HAUGAN Timon	NOR	19	1714	-	19 (47)	-	-	-
133	422073	NETELAND Bjoernar	NOR	19	1714	-	-	10 (56)	4 (62)	5 (46)
133	990048	BORSOTTI Giovanni	ITA	19	1714	-	-	19 (44)	-	-
136	422120	SAUGESTAD Stian	NOR	18	1715	2 (65)	-	-	16 (46)	-
136	511981	WEBER Ralph	SUI	18	1715	-	-	-	8 (55)	10 (36)
136	294890	NANI Roberto	ITA	18	1715	-	-	18 (45)	-	-
139	6530500	McLAUGHLIN Brian	USA	17	1716	-	-	17 (47)	-	-
140	511847	MANI Nils	SUI	16	1717	7 (61)	-	-	-	9 (39)
141	104272	SEGER Brodie	CAN	15	1718	15 (51)	-	-	-	-
141	290095	BALLERIN Andrea	ITA	15	1718	-	-	15 (49)	-	-
141	194262	BUFFET Robin	FRA	15	1718	-	15 (48)	-	-	-
141	180666	TORSTI Samu	FIN	15	1718	-	-	15 (49)	-	-
145	202485	KETTERER David	GER	14	1719	-	14 (49)	-	-	-
145	511908	SCHMIDIGER Reto	SUI	14	1719	-	14 (49)	-	-	-
145	511899	ROCHAT Marc	SUI	14	1719	-	14 (49)	-	-	-
148	54358	GRAF Mathias	AUT	13	1720	-	13 (52)	-	-	-
148	511867	NOGER Cedric	SUI	13	1720	-	-	13 (51)	-	-
148	561310	HROBAT Miha	SLO	13	1720	-	-	-	11 (49)	2 (50)
148	60261	MAES Sam	BEL	13	1720	-	-	13 (51)	-	-
148	180570	ROMAR Andreas	FIN	13	1720	8 (60)	-	-	-	5 (46)
153	320266	JUNG Donghyun	KOR	12	1721	-	12 (53)	-	-	-
153	302982	OHKOSHI Ryunosuke	JPN	12	1721	-	12 (53)	-	-	-
155	481103	ANDRIENKO Aleksander	RUS	11	1722	-	-	11 (53)	-	-
156	501987	MONSEN Felix	SWE	10	1723	-	-	-	-	10 (36)
156	930024	MAPLE Wiley	USA	10	1723	9 (58)	-	-	1 (68)	-
156	53968	BERTHOLD Frederic	AUT	10	1723	-	-	-	-	10 (36)
156	180534	SANDELL Marcus	FIN	10	1723	-	-	10 (56)	-	-
156	530939	WEIBRECHT Andrew	USA	10	1723	-	-	-	10 (50)	-
161	422469	SOLHEIM Fabian Wilkens	NOR	9	1724	-	-	9 (58)	-	-
161	534508	CHODOUNSKY David	USA	9	1724	-	9 (55)	-	-	-
161	192932	FAYED Guillermo	FRA	9	1724	9 (58)	-	-	-	-
164	54076	KOECK Niklas	AUT	8	1725	-	-	-	8 (55)	-
165	6532084	RADAMUS River	USA	7	1726	-	-	7 (59)	-	-
165	6290886	BACHER Fabian	ITA	7	1726	-	7 (56)	-	-	-
167	990051	BOSCA Giulio Giovanni	ITA	6	1727	-	-	6 (61)	-	-
168	422729	BRAATHEN Lucas	NOR	5	1728	-	-	5 (62)	-	-
168	292514	HEEL Werner	ITA	5	1728	5 (63)	-	-	-	-
168	934523	ENGEL Mark	USA	5	1728	-	5 (57)	-	-	-
168	422390	MONSEN Marcus	NOR	5	1728	-	-	5 (62)	-	-
172	501898	ROENNGREN Mattias	SWE	4	1729	-	-	4 (66)	-	-
172	104531	CRAWFORD James	CAN	4	1729	-	-	-	4 (62)	-
172	151238	ZABYSTRAN Jan	CZE	4	1729	-	-	-	-	4 (48)
172	291145	DEVILLE Cristian	ITA	4	1729	-	4 (59)	-	-	-
172	54245	HETTEGGER Thomas	AUT	4	1729	-	4 (59)	-	-	-
177	532138	KASPER Nolan	USA	3	1730	-	3 (62)	-	-	-
177	290732	THALER Patrick	ITA	3	1730	-	3 (62)	-	-	-
179	6530453	DUPRATT Samuel	USA	2	1731	-	-	-	2 (66)	-
179	103676	BROWN Phil	CAN	2	1731	-	2 (64)	-	-	-
179	53985	MATHIS Marcel	AUT	2	1731	-	-	2 (69)	-	-
179	6291574	SALA Tommaso	ITA	2	1731	-	2 (64)	-	-	-
179	201891	SCHMID Philipp	GER	2	1731	-	2 (64)	-	-	-
179	202265	STAUBITZER Benedikt	GER	2	1731	-	-	2 (69)	-	-
185	150743	BERNDT Ondrej	CZE	1	1732	-	-	-	-	1 (51)
185	6291625	SCHIEDER Florian	ITA	1	1732	-	-	-	1 (68)	-
185	303758	SUGAI Ryo	JPN	1	1732	-	-	-	-	1 (51)

Legend:	-	No points	AC	Alpine Combined	DH	Downhill	Diff.	Difference
GS	-	Giant Slalom	SG	Super-G	SL	Slalom	WCSL	Overall points



FIS ALPINE WORLD SKI CHAMPIONSHIPS SWEDEN



SKISTAR FIS ALPINE WORLD SKI CHAMPIONSHIPS 2019



Åre (SWE)

Men's Super-G

WED 6 FEB 2019



MEDALLISTS

Medal	Name	NSA
GOLD	PARIS Dominik	ITA - Italy
SILVER	CLAREY Johan	FRA - France
SILVER	KRIECHMAYR Vincent	AUT - Austria



PRESENTING SPONSOR



OFFICIAL TIMEKEEPER



Audi

helvetia 

BAUHAUS

UNIBET



MAIN SPONSORS




FIS ALPINE WORLD SKI CHAMPIONSHIPS SWEDEN



SKISTAR FIS ALPINE WORLD SKI CHAMPIONSHIPS 2019



Åre (SWE)



After 2 of 11 Events

WED 6 FEB 2019

MEDAL STANDINGS

Rank	NSA	Men				Ladies				Mixed				Total				Rank by Total
		G	S	B	Tot.	G	S	B	Tot.	G	S	B	Tot.	G	S	B	Tot.	
1	ITA - Italy	1			1		1		1					1	1		2	1
2	USA - United States of America					1			1					1			1	=2
3	AUT - Austria		1		1										1		1	=2
3	FRA - France		1		1									1		1	1	=2
5	SUI - Switzerland							1	1							1	1	=2
Total:		1	2		3	1	1	1	3					2	3	1	6	

Completed events	Events still to be held
Ladies' Super-G Men's Super-G	Ladies' Downhill Men's Downhill Ladies' Alpine Combined Men's Alpine Combined Alpine Team Event Ladies' Giant Slalom Men's Giant Slalom Ladies' Slalom Men's Slalom

Note:

Rank by Total is calculated by the total number of gold, silver and bronze medals.

Legend:

= Equal sign indicates that two or more NSAs share the same rank by total
G Gold **S** Silver **Tot.** Total **B** Bronze

06-02-2019 / Åre (SWE) / 0125

Page 1/1

Data Processing by LONGINES

www.fis-ski.com

LONGINES Timing

Generation date : WED 6 FEB 2019

Time : 15:00

Document: C95 2.0






FIS ALPINE WORLD SKI CHAMPIONSHIPS SWEDEN



SKISTAR FIS ALPINE WORLD SKI CHAMPIONSHIPS 2019



Åre (SWE)



After 2 of 11 Events

WED 6 FEB 2019

MEDALLISTS BY EVENT

Event	Date	Medal	Name	NSA Code
Men's Super-G	WED 6 FEB	GOLD	PARIS Dominik	ITA
		SILVER	CLAREY Johan	FRA
		SILVER	KRIECHMAYR Vincent	AUT
Ladies' Super-G	TUE 5 FEB	GOLD	SHIFFRIN Mikaela	USA
		SILVER	GOGGIA Sofia	ITA
		BRONZE	SUTER Corinne	SUI

Completed events	Events still to be held
Ladies' Super-G Men's Super-G	Ladies' Downhill Men's Downhill Ladies' Alpine Combined Men's Alpine Combined Alpine Team Event Ladies' Giant Slalom Men's Giant Slalom Ladies' Slalom Men's Slalom

06-02-2019 / Åre (SWE) / 0125

Page 1/1

Data Processing by LONGINES

www.fis-ski.com

LONGINES Timing

Generation date : WED 6 FEB 2019

Time : 15:00

Document: C93 2.0

