

ENTRY LIST BY NSA 2ND TRAINING

Number of Competitors: 85 Number of NSA: 28

NSA	FIS Code	Name	Date of Birth	FIS Points (5th of February 2019 - List 13)					AC
				DH	SL	GS	SG		
AND (1)	20324	OLIVERAS Marc	20.12.1991	22.37 (126)	77.81(2200)	49.73(1275)	21.31 (142)	43.28 (186)	
AUT (8)	51215	BAUMANN Romed	14.01.1986	10.22 (56)	616.80(5763)	56.07(1527)	9.54 (55)	4.25 (8)	
	54157	DANKLMAIER Daniel	24.04.1993	8.03 (42)	498.42(5698)	33.33 (628)	9.00 (50)	18.82 (49)	
	53980	KRIECHMAYR Vincent	01.10.1991	2.74 (4)	217.67(4928)	51.83(1357)	0.00 (1)	5.84 (27)	
	53902	MAYER Matthias	09.06.1990	4.14 (8)	460.20(5657)	48.74(1244)	0.68 (4)	5.16 (16)	
	50742	REICHELTHannes	05.07.1980	4.35 (11)	999.00(5850)	67.32(2023)	2.69 (10)	110.16 (701)	
	54320	SCHWARZ Marco	16.08.1995	20.02 (113)	4.22 (7)	13.59 (125)	20.20 (134)	1.52 (3)	
	54005	STRIEDINGER Otmar	14.04.1991	5.56 (20)	999.00(5850)	150.06(4312)	11.83 (74)	68.66 (384)	
54009	WALDER Christian	31.08.1991	9.08 (51)	973.94(5846)	39.60 (874)	5.61 (22)	33.31 (115)		
BLR (1)	660021	DANILOCHKIN Yuri	22.02.1991	48.84 (298)	37.77 (750)	55.74(1519)	62.90 (647)	63.54 (343)	
BOL (1)	54106	BREITFUSS KAMMERLANDER Simon	29.11.1992	67.92 (444)	24.80 (364)	33.72 (649)	34.51 (269)	56.77 (291)	
CAN (4)	104531	CRAWFORD James	03.05.1997	8.73 (49)	16.28 (181)	13.46 (124)	6.00 (31)	25.47 (82)	
	104468	READ Jeffrey	01.10.1997	12.01 (68)	9.40 (68)	15.92 (165)	8.25 (45)	25.26 (80)	
	104272	SEGER Brodie	28.12.1995	14.22 (79)	22.32 (305)	12.05 (101)	11.01 (69)	30.39 (107)	
	103271	THOMSEN Benjamin	25.08.1987	5.24 (16)	685.62(5788)	48.36(1229)	13.63 (90)	73.96 (440)	
CHI (2)	110324	von APPEN Henrik	15.12.1994	18.85 (106)	64.41(1758)	42.89(1009)	14.17 (96)	31.99 (110)	
	110383	von APPEN Sven	31.10.1997	39.25 (240)	48.11(1148)	27.50 (444)	37.29 (304)	41.99 (174)	
CRO (2)	380292	ZRNCIC DIM Natko	07.03.1986	23.48 (135)	18.47 (223)	40.60 (914)	18.33 (125)	21.97 (65)	
	380335	ZUBCIC Filip	27.01.1993	31.21 (186)	9.77 (76)	5.85 (26)	16.54 (114)	5.99 (29)	
CZE (4)	150743	BERNDT Ondrej	29.09.1988	27.89 (164)	9.20 (66)	16.30 (172)	24.99 (177)	28.47 (98)	
	151237	KLINSKY Tomas	04.04.1998	38.53 (233)	56.98(1490)	36.34 (743)	36.41 (296)	63.25 (337)	
	150644	KRYZL Krystof	12.10.1986	38.37 (230)	10.36 (85)	11.77 (95)	32.92 (254)	46.46 (209)	
	151238	ZABYSTRAN Jan	26.01.1998	34.17 (199)	11.62 (103)	17.19 (188)	28.97 (207)	29.54 (103)	
DEN (1)	170131	FAARUP Christoffer	28.12.1992	16.52 (93)	80.64(2322)	49.55(1267)	14.15 (95)	55.45 (280)	
ESP (1)	492063	ETXEZARRETA Adur	27.01.1996	27.39 (157)	203.31(4796)	78.42(2445)	39.70 (332)	79.68 (490)	
FIN (1)	180570	ROMAR Andreas	04.09.1989	16.07 (86)	115.97(3340)	90.30(2903)	28.32 (203)	38.61 (155)	

Åre (SWE)


Men's Downhill

ENTRY LIST BY NSA 2ND TRAINING

Number of Competitors: 85 Number of NSA: 28

NSA	FIS Code	Name	Date of Birth	FIS Points (5th of February 2019 - List 13)					
				DH	SL	GS	SG	AC	
FRA (10)	194858	ALLEGRE Nils	02.01.1994	8.50 (47)	70.41(1956)	18.78 (225)	8.00 (44)	20.33 (58)	
	6190176	BAILET Matthieu	23.04.1996	10.71 (60)	98.76(2890)	25.05 (383)	14.38 (98)	35.34 (125)	
	191740	CLAREY Johan	08.01.1981	4.40 (12)	999.00(5850)	166.64(4544)	3.91 (14)	225.26(1356)	
	192504	MERMILLOD BLONDIN Thomas	03.01.1984	11.92 (67)	25.89 (387)	41.87 (962)	15.81 (108)	4.72 (12)	
	193967	MUFFAT-JEANDET Victor	05.03.1989	29.58 (174)	5.25 (16)	4.60 (10)	30.17 (224)	0.00 (1)	
	194167	MUZATON Maxence	26.06.1990	5.96 (29)	230.66(5010)	326.96(5441)	15.47 (107)	24.84 (78)	
	194364	PINTURAUULT Alexis	20.03.1991	16.47 (91)	3.58 (5)	3.28 (3)	5.45 (21)	0.36 (2)	
	194368	RAFFORT Nicolas	27.06.1991	8.50 (47)	592.59(5747)	114.69(3600)	15.94 (109)	109.86 (697)	
	194190	ROGER Brice	09.08.1990	5.65 (23)	231.42(5018)	258.62(5242)	5.38 (18)	195.87(1223)	
	192746	THEAUX Adrien	18.09.1984	4.55 (14)	106.19(3093)	316.31(5414)	3.49 (13)	23.58 (75)	
GBR (1)	221117	GOWER Jack	26.05.1994	21.41 (119)	173.01(4452)	14.06 (135)	8.53 (49)	23.58 (75)	
GER (4)	202059	FERSTL Josef	29.12.1988	5.44 (18)	240.35(5086)	129.47(3927)	2.47 (8)	50.15 (242)	
	202525	SCHMID Manuel	09.02.1993	11.02 (61)	589.67(5745)	55.77(1520)	15.23 (105)	999.00(2057)	
	202345	SCHWAIGER Dominik	01.05.1991	7.88 (39)	79.76(2281)	16.07 (167)	16.73 (118)	25.37 (81)	
	202451	STRASSER Linus	06.11.1992	41.82 (251)	6.33 (37)	12.50 (111)	33.64 (260)	17.36 (45)	
ITA (5)	990081	CASSE Mattia	19.02.1990	11.35 (63)	321.35(5414)	27.22 (436)	9.35 (53)	44.69 (197)	
	293006	INNERHOFER Christof	17.12.1984	3.54 (5)	45.89(1059)	32.18 (590)	3.39 (12)	4.94 (13)	
	293550	MARSAGLIA Matteo	05.10.1985	14.44 (83)	257.18(5194)	26.13 (408)	9.68 (58)	75.29 (448)	
	291459	PARIS Dominik	14.04.1989	2.04 (2)	999.00(5850)	37.77 (797)	1.93 (6)	5.81 (24)	
	291318	TONETTI Riccardo	14.05.1989	30.25 (180)	9.50 (72)	5.53 (19)	29.09 (211)	5.05 (14)	
KOS (1)	942023	TAHIRI Albin	15.02.1989	64.65 (415)	126.12(3585)	84.82(2697)	65.99 (711)	81.15 (501)	
LAT (1)	550078	OPMANIS Elvis	26.08.1997	53.89 (318)	52.36(1310)	71.78(2200)	60.25 (611)	79.37 (488)	
MON (1)	370031	ALESSANDRIA Arnaud	15.07.1993	17.51 (101)	292.59(5321)	58.17(1619)	35.97 (292)	77.02 (466)	
NOR (6)	422082	FOSS-SOLEVAAG Sebastian	13.07.1991	42.80 (256)	5.31 (17)	101.63(3257)	58.89 (586)	20.09 (55)	
	421483	JANSRUD Kjetil	28.08.1985	4.57 (15)	196.10(4708)	41.06 (940)	0.10 (2)	2.07 (4)	
	422139	KILDE Aleksander Aamodt	21.09.1992	3.84 (7)	142.77(3936)	20.69 (262)	1.53 (5)	5.95 (28)	
	422310	SEJERSTED Adrian Smiseth	16.07.1994	5.99 (30)	125.85(3579)	39.35 (864)	3.98 (15)	34.75 (124)	
	421328	SVINDAL Aksel Lund	26.12.1982	2.12 (3)	146.03(3994)	46.25(1149)	0.61 (3)	6.00 (31)	
	422278	WINDINGSTAD Rasmus	31.10.1993	22.97 (128)	13.99 (134)	5.88 (27)	9.79 (60)	10.61 (34)	
ROU (1)	460071	ACHIRILOAIE Ioan Valeriu	20.08.1990	39.68 (242)	-	82.01(2591)	48.61 (436)	230.07(1380)	
RUS (2)	481730	KUZNETSOV Ivan	08.06.1996	25.78 (149)	26.29 (403)	17.02 (185)	21.58 (144)	19.81 (54)	
	481327	TRIKHICHEV Pavel	07.11.1992	27.44 (158)	9.89 (79)	6.54 (40)	34.59 (270)	3.52 (6)	
SLO (5)	561255	CATER Martin	20.12.1992	5.94 (28)	64.67(1770)	34.47 (674)	13.41 (88)	5.12 (15)	
	561322	HADALIN Stefan	06.06.1995	36.16 (214)	5.59 (20)	7.50 (47)	29.97 (220)	5.66 (21)	
	561310	HROBAT Miha	03.02.1995	11.47 (65)	23.49 (330)	18.59 (219)	9.57 (57)	12.15 (37)	
	561216	KLINE Bostjan	09.03.1991	13.51 (75)	203.22(4794)	47.33(1188)	5.87 (28)	20.44 (59)	
	561217	KOSI Klemen	19.06.1991	7.33 (36)	26.18 (396)	34.46 (673)	6.32 (32)	5.55 (20)	
SRB (1)	310426	VUKICEVIC Marko	27.10.1992	7.66 (37)	39.20 (801)	73.81(2279)	11.78 (72)	20.77 (61)	

ENTRY LIST BY NSA 2ND TRAINING

Number of Competitors: 85 Number of NSA: 28

NSA	FIS Code	Name	Date of Birth	FIS Points (5th of February 2019 - List 13)				
				DH	SL	GS	SG	AC
SUI (8)	511983	AERNI Luca	27.03.1993	23.16 (131)	5.72 (22)	20.53 (259)	52.40 (480)	5.81 (24)
	511513	CAVIEZEL Mauro	18.08.1988	4.17 (9)	68.31(1881)	37.97 (817)	2.57 (9)	2.36 (5)
	511383	FEUZ Beat	11.02.1987	0.00 (1)	436.31(5626)	107.24(3413)	3.30 (11)	76.02 (455)
	512124	HINTERMANN Niels	05.05.1995	5.92 (27)	115.59(3328)	94.35(3033)	16.17 (111)	5.30 (17)
	511313	JANKA Carlo	15.10.1986	5.46 (19)	999.00(5850)	17.67 (200)	10.09 (61)	5.81 (24)
	512269	ODERMATT Marco	08.10.1997	8.99 (50)	50.40(1240)	5.77 (22)	5.75 (26)	24.14 (77)
	512039	ROULIN Gilles	14.05.1994	5.83 (26)	116.36(3346)	15.21 (154)	13.49 (89)	25.52 (84)
	512138	SIMONET Sandro	05.07.1995	30.75 (182)	7.68 (49)	13.66 (127)	32.69 (251)	16.09 (41)
SVK (2)	700878	BENDIK Martin	27.04.1993	29.75 (176)	696.51(5792)	59.00(1652)	30.69 (227)	99.06 (620)
	700929	PRIELOZNY Matej	28.09.1997	38.47 (232)	41.00 (863)	26.58 (424)	23.19 (162)	38.77 (157)
SWE (5)	502004	KOELL Alexander	02.12.1990	14.39 (81)	57.24(1498)	144.05(4205)	11.92 (76)	19.17 (50)
	501987	MONSEN Felix	06.11.1994	9.61 (54)	61.56(1665)	29.02 (495)	13.04 (83)	24.95 (79)
	502210	MONSEN Zack	04.01.1997	33.91 (198)	38.03 (757)	31.14 (553)	35.83 (290)	48.50 (221)
	502207	PLATTER Filip	09.08.1997	31.80 (187)	68.31(1881)	34.02 (661)	33.97 (266)	66.45 (367)
	502230	SUNDIN Oile	17.12.1997	19.52 (111)	33.83 (619)	21.48 (284)	34.91 (276)	54.21 (272)
UKR (1)	690694	KOVBASNYUK Ivan	18.05.1993	47.56 (287)	49.98(1225)	82.32(2599)	46.67 (411)	56.74 (290)
USA (5)	6530104	BENNETT Bryce	14.07.1992	4.22 (10)	50.40(1240)	154.22(4379)	25.27 (180)	5.34 (18)
	6530319	COCHRAN-SIEGLE Ryan	27.03.1992	12.74 (71)	42.72 (921)	5.92 (29)	5.92 (29)	10.85 (35)
	530874	GANONG Travis	14.07.1988	5.99 (30)	794.90(5809)	229.52(5088)	5.73 (24)	105.42 (660)
	534562	LIGETY Ted	31.08.1984	28.70 (172)	31.02 (529)	5.12 (13)	10.56 (66)	4.57 (10)
	533866	NYMAN Steven	12.02.1982	5.38 (17)	603.75(5753)	73.79(2278)	21.12 (139)	49.47 (234)

Legend:							
AC	Alpine Combined	DH	Downhill	GS	Giant Slalom	SG	Super-G
SL	Slalom						



FIS ARE 2019
FIS ALPINE WORLD SKI CHAMPIONSHIPS SWEDEN

 SKISTAR

SKISTAR FIS ALPINE WORLD SKI CHAMPIONSHIPS 2019

 LONGINES

Åre (SWE)

 FIS

Men's Downhill

DRAW LIST 2ND TRAINING

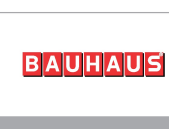
Number of Competitors: 85

Number of NSA: 28

Rank 120 in the FIS List: GOWER Jack

FIS Pts: 21.41

No	FIS Code	Name	NSA Code	WC SL DH	WC SL Overall	FIS DH
1	511383	FEUZ Beat	SUI	717 (1)	895 (4)	0.00 (1)
2	291459	PARIS Dominik	ITA	494 (2)	895 (4)	2.04 (2)
3	421328	SVINDAL Aksel Lund	NOR	485 (3)	810 (7)	2.12 (3)
4	53980	KRIECHMAYR Vincent	AUT	417 (4)	882 (6)	2.74 (4)
5	293006	INNERHOFER Christof	ITA	330 (5)	614 (12)	3.54 (5)
6	422139	KILDE Aleksander Aamodt	NOR	297 (7)	647 (9)	3.84 (7)
7	53902	MAYER Matthias	AUT	264 (8)	638 (10)	4.14 (8)
8	511513	CAVIEZEL Mauro	SUI	261 (9)	624 (11)	4.17 (9)
9	6530104	BENNETT Bryce	USA	256 (10)	300 (29)	4.22 (10)
10	50742	REICHELTH Hannes	AUT	241 (11)	450 (20)	4.35 (11)
11	191740	CLAREY Johan	FRA	236 (12)	487 (18)	4.40 (12)
12	192746	THEAUX Adrien	FRA	220 (14)	440 (21)	4.55 (14)
13	421483	JANSRUD Kjetil	NOR	217 (15)	693 (8)	4.57 (15)
14	103271	THOMSEN Benjamin	CAN	144 (16)	161 (53)	5.24 (16)
15	533866	NYMAN Steven	USA	129 (17)	186 (44)	5.38 (17)
16	202059	FERSTL Josef	GER	122 (18)	394 (24)	5.44 (18)
17	511313	JANKA Carlo	SUI	120 (19)	185 (45)	5.46 (19)
18	54005	STRIEDINGER Otmar	AUT	109 (20)	116 (68)	5.56 (20)
19	194190	ROGER Brice	FRA	99 (23)	214 (40)	5.65 (23)
20	512039	ROULIN Gilles	SUI	80 (26)	127 (63)	5.83 (26)
21	512124	HINTERMANN Niels	SUI	70 (27)	118 (67)	5.92 (27)
22	561255	CATER Martin	SLO	67 (28)	177 (47)	5.94 (28)
23	194167	MUZATON Maxence	FRA	65 (29)	84 (77)	5.96 (29)
24	422310	SEJERSTED Adrian Smiseth	NOR	62 (30)	254 (34)	5.99 (30)
25	530874	GANONG Travis	USA	62 (30)	124 (64)	5.99 (30)
26	6190176	BAILET Matthieu	FRA	55 (33)	61 (103)	10.71 (60)
27	54157	DANKLMAIER Daniel	AUT	51 (35)	72 (87)	8.03 (42)
28	54009	WALDER Christian	AUT	49 (36)	113 (70)	9.08 (51)
29	293550	MARSAGLIA Matteo	ITA	47 (37)	83 (78)	14.44 (83)
30	202525	SCHMID Manuel	GER	46 (38)	46 (110)	11.02 (61)
31	+500 194364	PINTURAUPT Alexis	FRA	-	1035 (3)	16.47 (91)
32	+500 193967	MUFFAT-JEANDET Victor	FRA	-	593 (13)	>29.58 (174)
33	561217	KOSI Klemen	SLO	22 (47)	102 (72)	7.33 (36)
34	310426	VUKICEVIC Marko	SRB	-	-	7.66 (37)
35	202345	SCHWAIGER Dominik	GER	39 (42)	78 (82)	7.88 (39)
36	194368	RAFFORT Nicolas	FRA	40 (41)	40 (116)	8.50 (47)
37	194858	ALLEGRE Nils	FRA	13 (54)	80 (81)	8.50 (47)
38	104531	CRAWFORD James	CAN	-	4 (172)	8.73 (49)
39	512269	ODERMATT Marco	SUI	16 (49)	175 (48)	8.99 (50)
40	501987	MONSEN Felix	SWE	-	10 (156)	9.61 (54)
41	51215	BAUMANN Romed	AUT	39 (42)	122 (65)	10.22 (56)
42	990081	CASSE Mattia	ITA	27 (44)	82 (79)	11.35 (63)
43	561310	HROBAT Miha	SLO	-	13 (148)	11.47 (65)
44	192504	MERMILLOD BLONDIN Thomas	FRA	-	60 (105)	11.92 (67)
45	104468	READ Jeffrey	CAN	-	-	12.01 (68)



Åre (SWE)


Men's Downhill

DRAW LIST 2ND TRAINING

Number of Competitors: 85

Number of NSA: 28

Rank 120 in the FIS List: GOWER Jack

FIS Pts: 21.41

No	FIS Code	Name	NSA Code	WCSL		FIS	
				DH	Overall	DH	
46	6530319	COCHRAN-SIEGLE Ryan	USA	11 (55)	164 (51)	12.74	(71)
47	561216	KLINE Bostjan	SLO	14 (52)	73 (85)	13.51	(75)
48	104272	SEGER Brodie	CAN	15 (51)	15 (141)	14.22	(79)
49	502004	KOELL Alexander	SWE	-	-	14.39	(81)
50	180570	ROMAR Andreas	FIN	8 (60)	13 (148)	16.07	(86)
51	170131	FAARUP Christoffer	DEN	-	-	16.52	(93)
52	370031	ALESSANDRIA Arnaud	MON	-	-	17.51	(101)
53	110324	von APPEN Henrik	CHI	-	-	18.85	(106)
54	502230	SUNDIN Olle	SWE	-	-	19.52	(111)
55	54320	SCHWARZ Marco	AUT	-	492 (17)	20.02	(113)
56	221117	GOWER Jack	GBR	-	-	21.41	(119)
57	20324	OLIVERAS Marc	AND	-	-	>22.37	(126)
58	422278	WINDINGSTAD Rasmus	NOR	-	103 (71)	>22.97	(128)
59	511983	AERNI Luca	SUI	-	140 (59)	>23.16	(131)
60	380292	ZRNCIC DIM Natko	CRO	-	-	>23.48	(135)
61	481730	KUZNETSOV Ivan	RUS	-	-	>25.78	(149)
62	492063	ETXEZARRETA Adur	ESP	-	-	>27.39	(157)
63	481327	TRIKHICHEV Pavel	RUS	-	115 (69)	>27.44	(158)
64	150743	BERNDT Ondrej	CZE	-	1 (185)	>27.89	(164)
65	534562	LIGETY Ted	USA	-	232 (38)	>28.70	(172)
66	700878	BENDIK Martin	SVK	-	-	>29.75	(176)
67	291318	TONETTI Riccardo	ITA	-	198 (42)	>30.25	(180)
68	512138	SIMONET Sandro	SUI	-	62 (100)	>30.75	(182)
69	380335	ZUBCIC Filip	CRO	-	89 (76)	>31.21	(186)
70	502207	PLATTER Filip	SWE	-	-	>31.80	(187)
71	502210	MONSEN Zack	SWE	-	-	>33.91	(198)
72	151238	ZABYSTRAN Jan	CZE	-	4 (172)	>34.17	(199)
73	561322	HADALIN Stefan	SLO	-	166 (50)	>36.16	(214)
74	150644	KRYZL Krystof	CZE	-	-	>38.37	(230)
75	700929	PRIELOZNY Matej	SVK	-	-	>38.47	(232)
76	151237	KLINSKY Tomas	CZE	-	-	>38.53	(233)
77	110383	von APPEN Sven	CHI	-	-	>39.25	(240)
78	460071	ACHIRILOAIE Ioan Valeriu	ROU	-	-	>39.68	(242)
79	202451	STRASSER Linus	GER	-	30 (121)	>41.82	(251)
80	422082	FOSS-SOLEVAAG Sebastian	NOR	-	158 (55)	>42.80	(256)
81	690694	KOVBASNYUK Ivan	UKR	-	-	>47.56	(287)
82	660021	DANILOCHKIN Yuri	BLR	-	-	>48.84	(298)
83	550078	OPMANIS Elvis	LAT	-	-	>53.89	(318)
84	942023	TAHIRI Albin	KOS	-	-	>64.65	(415)
85	54106	BREITFUSS KAMM.	BOL	-	-	>67.92	(444)

Legend:

+ 500 At least 500 points on WCSL-O after 15th place or after 30th place
> Greater than 120th rank in the FIS points list
FIS_DH FIS points for DH (13th FIS points list 2018/2019)
No Control Number
WCSL DH FIS World Cup Start List points for Downhill



ARE 2019

FIS ALPINE WORLD SKI CHAMPIONSHIPS SWEDEN

SKISTAR

SKISTAR FIS ALPINE WORLD SKI CHAMPIONSHIPS 2019

LONGINES

Åre (SWE)

Men's Downhill

THU 7 FEB 2019

Start Time : 12:30

START LIST 2ND TRAINING

Jury			Technical Data		
FIS Technical Delegate	OWESEN Svein Erik	NOR	Course Name	OLYMPIA	
Referee	WALDNER Markus	FIS	Start Altitude	1267m	
Assistant Referee	TRINKL Hannes	FIS	Finish Altitude	396m	
Chief of Race	OLSSON Hans	SWE	Vertical Drop	871m	
Start Referee	STENLUND Haakan	SWE	Course Length	3122m	
Finish Referee	HOFER Franz	SUI	Homologation Number	12547/11/17	
Race Information					
Course setter	TRINKL Hannes	FIS			
Gates	34				
Start Time	12:30				

Number of Competitors: 85 Number of NSA: 28

Bib	FIS Code	Name	Year of Birth	NSA Code	Time	Ski
1	6530104	BENNETT Bryce	1992	USA		Fischer
2	533866	NYMAN Steven	1982	USA		Fischer
3	511513	CAVIEZEL Mauro	1988	SUI		Atomic
4	511313	JANKA Carlo	1986	SUI		Rossignol
5	53902	MAYER Matthias	1990	AUT		Head
6	512039	ROULIN Gilles	1994	SUI		Head
7	53980	KRIECHMAYR Vincent	1991	AUT		Fischer
8	202059	FERSTL Josef	1988	GER		Head
9	291459	PARIS Dominik	1989	ITA		Nordica
10	421483	JANSRUD Kjetil	1985	NOR		Head
11	293006	INNERHOFER Christof	1984	ITA		Rossignol
12	191740	CLAREY Johan	1981	FRA		Head
13	50742	REICHELTHANNES Hannes	1980	AUT		Salomon
14	103271	THOMSEN Benjamin	1987	CAN		Head
15	511383	FEUZ Beat	1987	SUI		Head
16	54005	STRIEDINGER Otmar	1991	AUT		Salomon
17	421328	SVINDAL Aksel Lund	1982	NOR		Head
18	194190	ROGER Brice	1990	FRA		Rossignol
19	422139	KILDE Aleksander Aamodt	1992	NOR		Head
20	192746	THEAUX Adrien	1984	FRA		Head
-----break-----						
21	6190176	BAILET Matthieu	1996	FRA		Salomon
22	54009	WALDER Christian	1991	AUT		Head
23	194167	MUZATON Maxence	1990	FRA		Rossignol
24	293550	MARSAGLIA Matteo	1985	ITA		Rossignol
25	512124	HINTERMANN Niels	1995	SUI		Atomic
26	54157	DANKLMAIER Daniel	1993	AUT		Atomic
27	530874	GANONG Travis	1988	USA		Atomic
28	422310	SEJERSTED Adrian Smiseth	1994	NOR		Atomic
29	561255	CATER Martin	1992	SLO		Stoekli
30	202525	SCHMID Manuel	1993	GER		Rossignol
31	194364	PINTURAUULT Alexis	1991	FRA		Head
32	193967	MUFFAT-JEANDET Victor	1989	FRA		Salomon
33	561217	KOSI Klemen	1991	SLO		Atomic
34	310426	VUKICEVIC Marko	1992	SRB		Fischer
35	202345	SCHWAIGER Dominik	1991	GER		Head
36	194368	RAFFORT Nicolas	1991	FRA		Rossignol



Åre (SWE)

Men's Downhill

THU 7 FEB 2019

Start Time : 12:30

START LIST 2ND TRAINING

Number of Competitors: 85 Number of NSA: 28

Bib	FIS Code	Name	Year of Birth	NSA Code	Time	Ski
37	194858	ALLEGRE Nils	1994	FRA	_____	Salomon
38	104531	CRAWFORD James	1997	CAN	_____	Head
39	512269	ODERMATT Marco	1997	SUI	_____	Stoeckli
40	501987	MONSEN Felix	1994	SWE	_____	Atomic
41	51215	BAUMANN Romed	1986	AUT	_____	Salomon
42	990081	CASSE Mattia	1990	ITA	_____	Head
43	561310	HROBAT Miha	1995	SLO	_____	Atomic
44	192504	MERMILLOD BLONDIN Thomas	1984	FRA	_____	Rossignol
45	104468	READ Jeffrey	1997	CAN	_____	Atomic
46	6530319	COCHRAN-SIEGLE Ryan	1992	USA	_____	Rossignol
47	561216	KLINKE Bostjan	1991	SLO	_____	Nordica
48	104272	SEGER Brodie	1995	CAN	_____	Atomic
49	502004	KOELL Alexander	1990	SWE	_____	Atomic
50	180570	ROMAR Andreas	1989	FIN	_____	Head
51	170131	FAARUP Christoffer	1992	DEN	_____	Atomic
52	370031	ALESSANDRIA Arnaud	1993	MON	_____	Salomon
53	110324	von APPEN Henrik	1994	CHI	_____	Head
54	502230	SUNDIN Olle	1997	SWE	_____	Head
55	54320	SCHWARZ Marco	1995	AUT	_____	Atomic
56	221117	GOWER Jack	1994	GBR	_____	_____
57	20324	OLIVERAS Marc	1991	AND	_____	Atomic
58	422278	WINDINGSTAD Rasmus	1993	NOR	_____	Rossignol
59	511983	AERNI Luca	1993	SUI	_____	Salomon
60	380292	ZRNCIC DIM Natko	1986	CRO	_____	Atomic
61	481730	KUZNETSOV Ivan	1996	RUS	_____	Atomic
62	492063	ETXEZARRETA Adur	1996	ESP	_____	_____
63	481327	TRIKHICHEV Pavel	1992	RUS	_____	Rossignol
64	150743	BERNDT Ondrej	1988	CZE	_____	Atomic
65	534562	LIGETY Ted	1984	USA	_____	Head
66	700878	BENDIK Martin	1993	SVK	_____	Atomic
67	291318	TONETTI Riccardo	1989	ITA	_____	Blizzard
68	512138	SIMONET Sandro	1995	SUI	_____	Rossignol
69	380335	ZUBCIC Filip	1993	CRO	_____	Atomic
70	502207	PLATTER Filip	1997	SWE	_____	Head
71	502210	MONSEN Zack	1997	SWE	_____	Atomic
72	151238	ZABYSTRAN Jan	1998	CZE	_____	Atomic
73	561322	HADALIN Stefan	1995	SLO	_____	Rossignol
74	150644	KRYZL Krystof	1986	CZE	_____	Fischer
75	700929	PRIELOZNY Matej	1997	SVK	_____	_____
76	151237	KLINSKY Tomas	1998	CZE	_____	_____
77	110383	von APPEN Sven	1997	CHI	_____	_____
78	460071	ACHIRILOAIE Ioan Valeriu	1990	ROU	_____	_____
79	202451	STRASSER Linus	1992	GER	_____	Rossignol
80	422082	FOSS-SOLEVAAG Sebastian	1991	NOR	_____	Voelkl
81	690694	KOVBASNYUK Ivan	1993	UKR	_____	_____
82	660021	DANILOCHKIN Yuri	1991	BLR	_____	Atomic
83	550078	OPMANIS Elvis	1997	LAT	_____	_____
84	942023	TAHIRI Albin	1989	KOS	_____	_____
85	54106	BREITFUSS KAMMERLANDER Simon	1992	BOL	_____	Voelkl

Forerunners:

F1-SVENSSON Sixten	SWE	F2-HAHLIN Olle	SWE	F3-BUER Jonas	NOR
F4-FOSSLAND Markus	NOR	F5-STEINWALL Filip	SWE		

OFFICIAL RESULTS 2ND TRAINING

Jury

FIS Technical Delegate	OWESEN Svein Erik	NOR
Referee	WALDNER Markus	FIS
Assistant Referee	TRINKL Hannes	FIS
Chief of Race	OLSSON Hans	SWE
Start Referee	STENLUND Haakan	SWE
Finish Referee	HOFER Franz	SUI

Technical Data

Course Name	OLYMPIA
Start Altitude	1033m
Finish Altitude	396m
Vertical Drop	637m
Course Length	2172m
Homologation Number	12547/11/17

Race Information

Course setter	TRINKL Hannes	FIS
Gates	26	
Start Time	12:30	

Number of Competitors: 85 Number of NSA: 28

Rank	Bib	FIS Code	Name	Year of Birth	NSA Code	Time	Difference	Distance (m)	Ski
1	5	53902	MAYER Matthias	1990	AUT	1:18.85			Head
2*	13	50742	REICHELTHANNES Hannes	1980	AUT	1:19.13	0.28	7.69	Salomon
3	19	422139	KILDE Aleksander Aamodt	1992	NOR	1:19.15	0.30	8.23	Head
4	10	421483	JANSRUD Kjetil	1985	NOR	1:19.32	0.47	12.87	Head
5	17	421328	SVINDAL Aksel Lund	1982	NOR	1:19.40	0.55	15.05	Head
6	15	511383	FEUZ Beat	1987	SUI	1:19.43	0.58	15.86	Head
7	46	6530319	COCHRAN-SIEGLE Ryan	1992	USA	1:19.49	0.64	17.49	Rossignol
8	28	422310	SEJERSTED Adrian Smiseth	1994	NOR	1:19.55	0.70	19.11	Atomic
9	4	511313	JANKA Carlo	1986	SUI	1:19.61	0.76	20.74	Rossignol
10	23	194167	MUZATON Maxence	1990	FRA	1:19.63	0.78	21.28	Rossignol
11	27	530874	GANONG Travis	1988	USA	1:19.65	0.80	21.82	Atomic
12	3	511513	CAVIEZEL Mauro	1988	SUI	1:19.66	0.81	22.09	Atomic
13	12	191740	CLAREY Johan	1981	FRA	1:19.77	0.92	25.05	Head
14	16	54005	STRIEDINGER Otmar	1991	AUT	1:19.78	0.93	25.32	Salomon
15	18	194190	ROGER Brice	1990	FRA	1:19.87	1.02	27.74	Rossignol
16	36	194368	RAFFORT Nicolas	1991	FRA	1:19.91	1.06	28.81	Rossignol
17	26	54157	DANKLMAIER Daniel	1993	AUT	1:19.94	1.09	29.62	Atomic
18	8	202059	FERSTL Josef	1988	GER	1:20.09	1.24	33.63	Head
19	25	512124	HINTERMANN Niels	1995	SUI	1:20.10	1.25	33.90	Atomic
20	7	53980	KRIECHMAYR Vincent	1991	AUT	1:20.11	1.26	34.16	Fischer
21	22	54009	WALDER Christian	1991	AUT	1:20.12	1.27	34.43	Head
22	50	180570	ROMAR Andreas	1989	FIN	1:20.14	1.29	34.96	Head
23	41	51215	BAUMANN Romed	1986	AUT	1:20.18	1.33	36.03	Salomon
24	9	291459	PARIS Dominik	1989	ITA	1:20.22	1.37	37.09	Nordica
25	2	533866	NYMAN Steven	1982	USA	1:20.23	1.38	37.36	Fischer
26	40	501987	MONSEN Felix	1994	SWE	1:20.25	1.40	37.89	Atomic
27	42	990081	CASSE Mattia	1990	ITA	1:20.29	1.44	38.95	Head
27	14	103271	THOMSEN Benjamin	1987	CAN	1:20.29	1.44	38.95	Head
27	6	512039	ROULIN Gilles	1994	SUI	1:20.29	1.44	38.95	Head
30	11	293006	INNERHOFER Christof	1984	ITA	1:20.31	1.46	39.49	Rossignol
31	30	202525	SCHMID Manuel	1993	GER	1:20.71	1.86	50.05	Rossignol
32	20	192746	THEAUX Adrien	1984	FRA	1:20.74	1.89	50.84	Head
33	1	6530104	BENNETT Bryce	1992	USA	1:20.77	1.92	51.63	Fischer
34	48	104272	SEGER Brodie	1995	CAN	1:20.84	1.99	53.47	Atomic
35	72	151238	ZABYSTRAN Jan	1998	CZE	1:20.86	2.01	53.99	Atomic
35	32	193967	MUFFAT-JEANDET Victor	1989	FRA	1:20.86	2.01	53.99	Salomon
37	24	293550	MARSAGLIA Matteo	1985	ITA	1:20.89	2.04	54.78	Rossignol

OFFICIAL RESULTS 2ND TRAINING

Number of Competitors: 85 Number of NSA: 28

Rank	Bib	FIS Code	Name	Year of Birth	NSA Code	Time	Difference	Distance (m)	Ski
38	44	192504	MERMILLOD BLONDIN Thomas	1984	FRA	1:20.93	2.08	55.82	Rossignol
39	39	512269	ODERMATT Marco	1997	SUI	1:20.98	2.13	57.13	Stoeckli
40	71	502210	MONSEN Zack	1997	SWE	1:21.14	2.29	61.30	Atomic
41*	49	502004	KOELL Alexander	1990	SWE	1:21.19	2.34	62.60	Atomic
42	21	6190176	BAILET Matthieu	1996	FRA	1:21.22	2.37	63.38	Salomon
43	62	492063	ETXEZARRETA Adur	1996	ESP	1:21.34	2.49	66.49	
44	37	194858	ALLEGRE Nils	1994	FRA	1:21.40	2.55	68.04	Salomon
45*	53	110324	von APPEN Henrik	1994	CHI	1:21.44	2.59	69.08	Head
46	43	561310	HROBAT Miha	1995	SLO	1:21.47	2.62	69.85	Atomic
47	54	502230	SUNDIN Olle	1997	SWE	1:21.51	2.66	70.88	Head
48	29	561255	CATER Martin	1992	SLO	1:21.54	2.69	71.65	Stoeckli
49	70	502207	PLATTER Filip	1997	SWE	1:21.58	2.73	72.68	Head
49	69	380335	ZUBCIC Filip	1993	CRO	1:21.58	2.73	72.68	Atomic
49	33	561217	KOSI Klemen	1991	SLO	1:21.58	2.73	72.68	Atomic
52	58	422278	WINDINGSTAD Rasmus	1993	NOR	1:21.61	2.76	73.46	Rossignol
53	35	202345	SCHWAIGER Dominik	1991	GER	1:21.62	2.77	73.71	Head
54	60	380292	ZRNCIC DIM Natko	1986	CRO	1:21.71	2.86	76.02	Atomic
55	45	104468	READ Jeffrey	1997	CAN	1:21.91	3.06	81.14	Atomic
56	31	194364	PINTURALT Alexis	1991	FRA	1:22.05	3.20	84.71	Head
57	68	512138	SIMONET Sandro	1995	SUI	1:22.12	3.27	86.49	Rossignol
58	57	20324	OLIVERAS Marc	1991	AND	1:22.14	3.29	87.00	Atomic
59	55	54320	SCHWARZ Marco	1995	AUT	1:22.28	3.43	90.54	Atomic
60	47	561216	KLINE Bostjan	1991	SLO	1:22.29	3.44	90.80	Nordica
61	79	202451	STRASSER Linus	1992	GER	1:22.37	3.52	92.82	Rossignol
62	34	310426	VUKICEVIC Marko	1992	SRB	1:22.44	3.59	94.58	Fischer
63	56	221117	GOWER Jack	1994	GBR	1:22.48	3.63	95.59	
64	63	481327	TRIKHICHEV Pavel	1992	RUS	1:22.51	3.66	96.35	Rossignol
65	73	561322	HADALIN Stefan	1995	SLO	1:22.62	3.77	99.11	Rossignol
66*	51	170131	FAARUP Christoffer	1992	DEN	1:22.66	3.81	100.11	Atomic
67	67	291318	TONETTI Riccardo	1989	ITA	1:22.81	3.96	103.87	Blizzard
68	64	150743	BERNDT Ondrej	1988	CZE	1:22.84	3.99	104.61	Atomic
69	75	700929	PRIELOZNY Matej	1997	SVK	1:22.92	4.07	106.61	
70	66	700878	BENDIK Martin	1993	SVK	1:22.98	4.13	108.10	Atomic
71	59	511983	AERNI Luca	1993	SUI	1:23.25	4.40	114.80	Salomon
72	80	422082	FOSS-SOLEVAAG Sebastian	1991	NOR	1:23.31	4.46	116.28	Voelkl
73	61	481730	KUZNETSOV Ivan	1996	RUS	1:23.67	4.82	125.12	Atomic
74	82	660021	DANILOCHKIN Yuri	1991	BLR	1:23.89	5.04	130.49	Atomic
75	76	151237	KLINSKY Tomas	1998	CZE	1:23.90	5.05	130.73	
76	85	54106	BREITFUSS KAMMERLANDER Simon	1992	BOL	1:23.91	5.06	130.98	Voelkl
77	77	110383	von APPEN Sven	1997	CHI	1:23.92	5.07	131.22	
78	84	942023	TAHIRI Albin	1989	KOS	1:24.46	5.61	144.27	
79	81	690694	KOVBASNYUK Ivan	1993	UKR	1:24.78	5.93	151.92	
80*	74	150644	KRYZL Krystof	1986	CZE	1:25.24	6.39	162.82	Fischer
81	78	460071	ACHIRILOAIE Ioan Valeriu	1990	ROU	1:26.00	7.15	180.58	
82	83	550078	OPMANIS Elvis	1997	LAT	1:26.52	7.67	192.55	
83	65	534562	LIGETY Ted	1984	USA	1:33.23	14.38	335.01	Head

DID NOT START: 2 competitors

38	104531	CRAWFORD James	1997	CAN		Head
52	370031	ALESSANDRIA Arnaud	1993	MON		Salomon

Forerunners:

F1-SVENSSON Sixten	SWE	F2-HAHLIN Olle	SWE	F3-BUER Jonas	NOR
F4-FOSSLAND Markus	NOR	F5-STEINWALL Filip	SWE		

Conditions on course:

PARTLY CLOUDY Snow: HARD Temperature - Start: -4°C Temperature - Finish: 1°C

OFFICIAL RESULTS 2ND TRAINING

Number of Competitors: 85 Number of NSA: 28

Rank	Bib	FIS Code	Name	Year of Birth	NSA Code	Time	Difference	Distance (m)	Ski
------	-----	----------	------	---------------	----------	------	------------	--------------	-----

Legend:
* Gates(s) missed



ARE 2019

FIS ALPINE WORLD SKI CHAMPIONSHIPS SWEDEN

SKISTAR

SKISTAR FIS ALPINE WORLD SKI CHAMPIONSHIPS 2019

LONGINES

Åre (SWE)

FIS

Men's Downhill

THU 7 FEB 2019

Start Time : 12:30

PERFORMANCE ANALYSIS BY RANK 2ND TRAINING

Number of Competitors: 83 Number of NSA: 27

Rank	Bib	Name Ski	NSA Code	Positions			Partials		Difference		Speed			
				Pos	Time	Rank	Pos	Time	Rank	Time	Dist.(m)	Pos.	(km/h)	Rank
1	5	MAYER Matthias Head	AUT	Int1: Int2: Int3: Fin:	27.05 52.49 1:11.92 1:18.85	(2) (2) (1) (1)	11-12: 12-13: 13-Fin:	25.44 19.43 6.93	(3) (2) (1)	0.17 0.06 0.00	Sp1 Sp2 Avg:	114.24 130.28 99.17	(21) (5)	
2 *	13	REICHELTH Hannes Salomon	AUT	Int1: Int2: Int3: Fin:	26.88 52.43 1:11.97 1:19.13	(1) (1) (2) (2)	11-12: 12-13: 13-Fin:	25.55 19.54 7.16	(7) (7) (22)	0.05 0.28	7.69	Sp1 Sp2 Avg:	115.65 130.15 98.81	(7) (6)
3	19	KILDE Aleksander Aamodt Head	NOR	Int1: Int2: Int3: Fin:	27.06 52.63 1:12.05 1:19.15	(4) (4) (3) (3)	11-12: 12-13: 13-Fin:	25.57 19.42 7.10	(10) (1) (11)	0.18 0.20 0.13 0.30	8.23	Sp1 Sp2 Avg:	112.61 127.40 98.79	(39) (28)
4	10	JANSRUD Kjetil Head	NOR	Int1: Int2: Int3: Fin:	27.05 52.52 1:12.22 1:19.32	(2) (3) (4) (4)	11-12: 12-13: 13-Fin:	25.47 19.70 7.10	(5) (18) (11)	0.17 0.09 0.30 0.47	12.87	Sp1 Sp2 Avg:	115.44 128.35 98.58	(9) (21)
5	17	SVINDAL Aksel Lund Head	NOR	Int1: Int2: Int3: Fin:	27.10 52.79 1:12.40 1:19.40	(5) (7) (7) (5)	11-12: 12-13: 13-Fin:	25.69 19.61 7.00	(17) (10) (2)	0.22 0.36 0.48 0.55	15.05	Sp1 Sp2 Avg:	113.44 130.50 98.48	(31) (3)
6	15	FEUZ Beat Head	SUI	Int1: Int2: Int3: Fin:	27.11 52.76 1:12.28 1:19.43	(6) (6) (5) (6)	11-12: 12-13: 13-Fin:	25.65 19.52 7.15	(13) (5) (21)	0.23 0.33 0.36 0.58	15.86	Sp1 Sp2 Avg:	116.73 130.45 98.44	(2) (4)
7	46	COCHRAN-SIEGLE Ryan Rossignol	USA	Int1: Int2: Int3: Fin:	27.35 52.92 1:12.42 1:19.49	(19) (12) (8) (7)	11-12: 12-13: 13-Fin:	25.57 19.50 7.07	(10) (4) (5)	0.47 0.49 0.50 0.64	17.49	Sp1 Sp2 Avg:	113.27 129.68 98.37	(34) (8)
8	28	SEJERSTED Adrian Smiseth Atomic	NOR	Int1: Int2: Int3: Fin:	27.21 52.74 1:12.36 1:19.55	(11) (5) (6) (8)	11-12: 12-13: 13-Fin:	25.53 19.62 7.19	(6) (13) (27)	0.33 0.31 0.44 0.70	19.11	Sp1 Sp2 Avg:	115.81 130.94 98.29	(5) (2)
9	4	JANKA Carlo Rossignol	SUI	Int1: Int2: Int3: Fin:	27.37 52.93 1:12.54 1:19.61	(21) (13) (10) (9)	11-12: 12-13: 13-Fin:	25.56 19.61 7.07	(8) (10) (5)	0.49 0.50 0.62 0.76	20.74	Sp1 Sp2 Avg:	115.42 129.67 98.22	(10) (9)
10	23	MUZATON Maxence Rossignol	FRA	Int1: Int2: Int3: Fin:	27.16 52.94 1:12.56 1:19.63	(9) (15) (11) (10)	11-12: 12-13: 13-Fin:	25.78 19.62 7.07	(21) (13) (5)	0.28 0.51 0.64 0.78	21.28	Sp1 Sp2 Avg:	115.20 128.59 98.19	(13) (15)
11	27	GANONG Travis Atomic	USA	Int1: Int2: Int3: Fin:	27.70 52.93 1:12.61 1:19.65	(39) (13) (13) (11)	11-12: 12-13: 13-Fin:	25.23 19.68 7.04	(1) (16) (3)	0.82 0.50 0.69 0.80	21.82	Sp1 Sp2 Avg:	115.00 126.68 98.17	(14) (36)

07-02-2019 / Åre (SWE) / 0126

Page 1/7

Data Processing by LONGINES


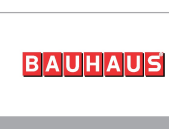
www.fis-ski.com

LONGINES Timing

Generation date : THU 7 FEB 2019

Time : 14:29

Document: C77A_trn 1.0



PERFORMANCE ANALYSIS BY RANK 2ND TRAINING

Number of Competitors: 83 Number of NSA: 27

Rank	Bib	Name Ski	NSA Code	Positions			Partials		Difference		Speed			
				Pos	Time	Rank	Pos	Time	Rank	Time	Dist.(m)	Pos.	(km/h)	Rank
12	3	CAVIEZEL Mauro Atomic	SUI	Int1:	27.37	(21)	11-12:	25.44	(3)	0.49		Sp1	114.56	(18)
				Int2:	52.81	(8)	12-13:	19.67	(15)	0.38		Sp2	126.00	(42)
				Int3:	1:12.48	(9)	13-Fin:	7.18	(23)	0.56				
				Fin:	1:19.66	(12)				0.81	22.09	Avg:	98.16	
13	12	CLAREY Johan Head	FRA	Int1:	27.30	(16)	11-12:	25.68	(15)	0.42		Sp1	117.19	(1)
				Int2:	52.98	(16)	12-13:	19.61	(10)	0.55		Sp2	126.74	(34)
				Int3:	1:12.59	(12)	13-Fin:	7.18	(23)	0.67				
				Fin:	1:19.77	(13)				0.92	25.05	Avg:	98.02	
14	16	STRIEDINGER Otmar Salomon	AUT	Int1:	27.17	(10)	11-12:	25.85	(27)	0.29		Sp1	114.27	(20)
				Int2:	53.02	(17)	12-13:	19.70	(18)	0.59		Sp2	131.38	(1)
				Int3:	1:12.72	(16)	13-Fin:	7.06	(4)	0.80				
				Fin:	1:19.78	(14)				0.93	25.32	Avg:	98.01	
15	18	ROGER Brice Rossignol	FRA	Int1:	27.25	(15)	11-12:	25.56	(8)	0.37		Sp1	115.22	(12)
				Int2:	52.81	(8)	12-13:	19.81	(29)	0.38		Sp2	128.44	(18)
				Int3:	1:12.62	(15)	13-Fin:	7.25	(37)	0.70				
				Fin:	1:19.87	(15)				1.02	27.74	Avg:	97.90	
16	36	RAFFORT Nicolas Rossignol	FRA	Int1:	27.43	(25)	11-12:	25.77	(19)	0.55		Sp1	113.73	(29)
				Int2:	53.20	(21)	12-13:	19.60	(9)	0.77		Sp2	128.90	(12)
				Int3:	1:12.80	(19)	13-Fin:	7.11	(15)	0.88				
				Fin:	1:19.91	(16)				1.06	28.81	Avg:	97.85	
17	26	DANKLMAIER Daniel Atomic	AUT	Int1:	27.21	(11)	11-12:	25.81	(22)	0.33		Sp1	116.35	(3)
				Int2:	53.02	(17)	12-13:	19.72	(21)	0.59		Sp2	127.78	(26)
				Int3:	1:12.74	(17)	13-Fin:	7.20	(31)	0.82				
				Fin:	1:19.94	(17)				1.09	29.62	Avg:	97.81	
18	8	FERSTL Josef Head	GER	Int1:	27.30	(16)	11-12:	25.93	(31)	0.42		Sp1	113.37	(33)
				Int2:	53.23	(22)	12-13:	19.52	(5)	0.80		Sp2	128.43	(19)
				Int3:	1:12.75	(18)	13-Fin:	7.34	(55)	0.83				
				Fin:	1:20.09	(18)				1.24	33.63	Avg:	97.63	
19	25	HINTERMANN Niels Atomic	SUI	Int1:	27.46	(29)	11-12:	25.37	(2)	0.58		Sp1	114.57	(17)
				Int2:	52.83	(10)	12-13:	19.98	(38)	0.40		Sp2	126.43	(38)
				Int3:	1:12.81	(20)	13-Fin:	7.29	(46)	0.89				
				Fin:	1:20.10	(19)				1.25	33.90	Avg:	97.62	
20	7	KRIECHMAYR Vincent Fischer	AUT	Int1:	27.11	(6)	11-12:	26.41	(50)	0.23		Sp1	112.94	(37)
				Int2:	53.52	(31)	12-13:	19.46	(3)	1.09		Sp2	129.16	(10)
				Int3:	1:12.98	(23)	13-Fin:	7.13	(19)	1.06				
				Fin:	1:20.11	(20)				1.26	34.16	Avg:	97.61	
21	22	WALDER Christian Head	AUT	Int1:	27.14	(8)	11-12:			0.26		Sp1	114.71	(16)
				Int2:			12-13:							
				Int3:	1:13.00	(24)	13-Fin:	7.12	(17)	1.08				
				Fin:	1:20.12	(21)				1.27	34.43	Avg:	97.59	
22	50	ROMAR Andreas Head	FIN	Int1:	27.44	(26)	11-12:	25.99	(33)	0.56		Sp1	113.99	(24)
				Int2:	53.43	(28)	12-13:	19.59	(8)	1.00		Sp2	128.46	(17)
				Int3:	1:13.02	(25)	13-Fin:	7.12	(17)	1.10				
				Fin:	1:20.14	(22)				1.29	34.96	Avg:	97.57	
23	41	BAUMANN Romed Salomon	AUT	Int1:	27.36	(20)	11-12:	26.03	(37)	0.48		Sp1	115.70	(6)
				Int2:	53.39	(25)	12-13:	19.72	(21)	0.96		Sp2	129.05	(11)
				Int3:	1:13.11	(27)	13-Fin:	7.07	(5)	1.19				
				Fin:	1:20.18	(23)				1.33	36.03	Avg:	97.52	
24	9	PARIS Dominik Nordica	ITA	Int1:	27.23	(14)	11-12:	25.83	(24)	0.35		Sp1	116.31	(4)
				Int2:	53.06	(19)	12-13:	19.86	(31)	0.63		Sp2	126.71	(35)
				Int3:	1:12.92	(21)	13-Fin:	7.30	(48)	1.00				
				Fin:	1:20.22	(24)				1.37	37.09	Avg:	97.47	

PERFORMANCE ANALYSIS BY RANK 2ND TRAINING

Number of Competitors: 83 Number of NSA: 27

Rank	Bib	Name Ski	NSA Code	Positions			Partials		Difference		Speed			
				Pos	Time	Rank	Pos	Time	Rank	Time	Dist.(m)	Pos.	(km/h)	Rank
25	2	NYMAN Steven Fischer	USA	Int1:	27.41	(24)	11-12:	25.77	(19)	0.53		Sp1	114.81	(15)
				Int2:	53.18	(20)	12-13:	19.95	(36)	0.75		Sp2	130.00	(7)
				Int3:	1:13.13	(28)	13-Fin:	7.10	(11)	1.21				
				Fin:	1:20.23	(25)				1.38	37.36	Avg:	97.46	
26	40	MONSEN Felix Atomic	SWE	Int1:	27.47	(30)	11-12:	25.99	(33)	0.59		Sp1	115.51	(8)
				Int2:	53.46	(30)	12-13:	19.71	(20)	1.03		Sp2	128.72	(13)
				Int3:	1:13.17	(29)	13-Fin:	7.08	(9)	1.25				
				Fin:	1:20.25	(26)				1.40	37.89	Avg:	97.44	
27	42	CASSE Mattia Head	ITA	Int1:	27.39	(23)	11-12:	26.02	(36)	0.51		Sp1	111.52	(51)
				Int2:	53.41	(26)	12-13:	19.78	(24)	0.98		Sp2	128.26	(23)
				Int3:	1:13.19	(30)	13-Fin:	7.10	(11)	1.27				
				Fin:	1:20.29	(27)				1.44	38.95	Avg:	97.39	
27	14	THOMSEN Benjamin Head	CAN	Int1:	27.44	(26)	11-12:	25.83	(24)	0.56		Sp1	112.39	(40)
				Int2:	53.27	(23)	12-13:	19.69	(17)	0.84		Sp2	128.61	(14)
				Int3:	1:12.96	(22)	13-Fin:	7.33	(53)	1.04				
				Fin:	1:20.29	(27)				1.44	38.95	Avg:	97.39	
27	6	ROULIN Gilles Head	SUI	Int1:	27.48	(32)	11-12:	25.83	(24)	0.60		Sp1	111.84	(45)
				Int2:	53.31	(24)	12-13:	19.79	(27)	0.88		Sp2	128.29	(22)
				Int3:	1:13.10	(26)	13-Fin:	7.19	(27)	1.18				
				Fin:	1:20.29	(27)				1.44	38.95	Avg:	97.39	
30	11	INNERHOFER Christof Rossignol	ITA	Int1:	27.21	(11)	11-12:	25.62	(12)	0.33		Sp1	115.36	(11)
				Int2:	52.83	(10)	12-13:	19.78	(24)	0.40		Sp2	125.85	(45)
				Int3:	1:12.61	(13)	13-Fin:	7.70	(81)	0.69				
				Fin:	1:20.31	(30)				1.46	39.49	Avg:	97.36	
31	30	SCHMID Manuel Rossignol	GER	Int1:	27.74	(43)	11-12:	25.68	(15)	0.86		Sp1	111.26	(55)
				Int2:	53.42	(27)	12-13:	20.08	(44)	0.99		Sp2	127.25	(29)
				Int3:	1:13.50	(32)	13-Fin:	7.21	(33)	1.58				
				Fin:	1:20.71	(31)				1.86	50.05	Avg:	96.88	
32	20	THEAUX Adrien Head	FRA	Int1:	27.96	(58)	11-12:	25.70	(18)	1.08		Sp1	107.88	(76)
				Int2:	53.66	(34)	12-13:	19.80	(28)	1.23		Sp2	126.34	(39)
				Int3:	1:13.46	(31)	13-Fin:	7.28	(42)	1.54				
				Fin:	1:20.74	(32)				1.89	50.84	Avg:	96.84	
33	1	BENNETT Bryce Fischer	USA	Int1:	27.73	(41)	11-12:	25.89	(28)	0.85		Sp1	113.82	(28)
				Int2:	53.62	(33)	12-13:	19.96	(37)	1.19		Sp2	127.86	(25)
				Int3:	1:13.58	(34)	13-Fin:	7.19	(27)	1.66				
				Fin:	1:20.77	(33)				1.92	51.63	Avg:	96.81	
34	48	SEGER Brodie Atomic	CAN	Int1:	27.73	(41)	11-12:	26.06	(39)	0.85		Sp1	113.83	(27)
				Int2:	53.79	(38)	12-13:	19.86	(31)	1.36		Sp2	126.09	(41)
				Int3:	1:13.65	(36)	13-Fin:	7.19	(27)	1.73				
				Fin:	1:20.84	(34)				1.99	53.47	Avg:	96.72	
35	72	ZABYSTRAN Jan Atomic	CZE	Int1:	27.83	(48)	11-12:	26.01	(35)	0.95		Sp1	111.55	(49)
				Int2:	53.84	(41)	12-13:	19.78	(24)	1.41		Sp2	128.41	(20)
				Int3:	1:13.62	(35)	13-Fin:	7.24	(36)	1.70				
				Fin:	1:20.86	(35)				2.01	53.99	Avg:	96.70	
35	32	MUFFAT-JEANDET Victor Salomon	FRA	Int1:	27.90	(52)	11-12:	25.66	(14)	1.02		Sp1	113.00	(35)
				Int2:	53.56	(32)	12-13:	20.09	(45)	1.13		Sp2	124.42	(56)
				Int3:	1:13.65	(36)	13-Fin:	7.21	(33)	1.73				
				Fin:	1:20.86	(35)				2.01	53.99	Avg:	96.70	
37	24	MARSAGLIA Matteo Rossignol	ITA	Int1:	27.52	(33)	11-12:	25.91	(30)	0.64		Sp1	112.97	(36)
				Int2:	53.43	(28)	12-13:	20.10	(46)	1.00		Sp2	124.43	(55)
				Int3:	1:13.53	(33)	13-Fin:	7.36	(58)	1.61				
				Fin:	1:20.89	(37)				2.04	54.78	Avg:	96.66	

Åre (SWE)
PERFORMANCE ANALYSIS BY RANK 2ND TRAINING

Number of Competitors: 83 Number of NSA: 27

Rank	Bib	Name Ski	NSA Code	Positions			Partials		Difference		Speed	
				Pos	Time	Rank	Pos	Time	Rank	Time	Dist.(m)	Pos.
38	44	MERMILLOD BLONDIN Thomas Rossignol	FRA	Int1: 27.67 (37) Int2: 53.78 (36) Int3: 1:13.65 (36) Fin: 1:20.93 (38)	11-12: 26.11 (42) 12-13: 19.87 (33) 13-Fin: 7.28 (42)	0.79 1.35 1.73 2.08	55.82	Sp1 111.67 (47) Sp2 128.26 (23) Avg: 96.62				
39	39	ODERMATT Marco Stoeckli	SUI	Int1: 27.65 (35) Int2: 53.82 (39) Int3: 1:13.72 (39) Fin: 1:20.98 (39)	11-12: 26.17 (44) 12-13: 19.90 (35) 13-Fin: 7.26 (41)	0.77 1.39 1.80 2.13	57.13	Sp1 113.49 (30) Sp2 124.96 (51) Avg: 96.56				
40	71	MONSEN Zack Atomic	SWE	Int1: 28.07 (64) Int2: 54.13 (49) Int3: 1:14.00 (42) Fin: 1:21.14 (40)	11-12: 26.06 (39) 12-13: 19.87 (33) 13-Fin: 7.14 (20)	1.19 1.70 2.08 2.29	61.30	Sp1 111.30 (53) Sp2 127.51 (27) Avg: 96.37				
41 *	49	KOELL Alexander Atomic	SWE	Int1: 27.70 (39) Int2: 54.08 (47) Int3: 1:14.11 (45) Fin: 1:21.19 (41)	11-12: 26.38 (48) 12-13: 20.03 (41) 13-Fin: 7.08 (9)	0.82 1.65 2.19 2.34	62.60	Sp1 113.93 (25) Sp2 128.57 (16) Avg: 96.31				
42	21	BAILET Matthieu Salomon	FRA	Int1: 27.33 (18) Int2: 53.83 (40) Int3: 1:13.88 (40) Fin: 1:21.22 (42)	11-12: 26.50 (55) 12-13: 20.05 (42) 13-Fin: 7.34 (55)	0.45 1.40 1.96 2.37	63.38	Sp1 114.34 (19) Sp2 125.75 (47) Avg: 96.27				
43	62	ETXEZARRETA Adur	ESP	Int1: 27.94 (56) Int2: 54.33 (54) Int3: 1:14.16 (47) Fin: 1:21.34 (43)	11-12: 26.39 (49) 12-13: 19.83 (30) 13-Fin: 7.18 (23)	1.06 1.90 2.24 2.49	66.49	Sp1 112.39 (40) Sp2 126.96 (31) Avg: 96.13				
44	37	ALLEGRE Nils Salomon	FRA	Int1: 27.47 (30) Int2: 54.54 (58) Int3: 1:14.29 (50) Fin: 1:21.40 (44)	11-12: 27.07 (73) 12-13: 19.75 (23) 13-Fin: 7.11 (15)	0.59 2.11 2.37 2.55	68.04	Sp1 113.89 (26) Sp2 126.79 (33) Avg: 96.06				
45 *	53	von APPEN Henrik Head	CHI	Int1: 27.84 (49) Int2: 53.89 (42) Int3: 1:13.99 (41) Fin: 1:21.44 (45)	11-12: 26.05 (38) 12-13: 20.10 (46) 13-Fin: 7.45 (67)	0.96 1.46 2.07 2.59	69.08	Sp1 109.97 (65) Sp2 126.87 (32) Avg: 96.01				
46	43	HROBAT Miha Atomic	SLO	Int1: 27.80 (45) Int2: 54.04 (46) Int3: 1:14.10 (44) Fin: 1:21.47 (46)	11-12: 26.24 (45) 12-13: 20.06 (43) 13-Fin: 7.37 (59)	0.92 1.61 2.18 2.62	69.85	Sp1 113.40 (32) Sp2 123.28 (64) Avg: 95.98				
47	54	SUNDIN Oile Head	SWE	Int1: 27.65 (35) Int2: 54.13 (49) Int3: 1:14.13 (46) Fin: 1:21.51 (47)	11-12: 26.48 (53) 12-13: 20.00 (39) 13-Fin: 7.38 (61)	0.77 1.70 2.21 2.66	70.88	Sp1 111.69 (46) Sp2 125.29 (49) Avg: 95.93				
48	29	CATER Martin Stoeckli	SLO	Int1: 27.96 (58) Int2: 53.78 (36) Int3: 1:14.06 (43) Fin: 1:21.54 (48)	11-12: 25.82 (23) 12-13: 20.28 (55) 13-Fin: 7.48 (69)	1.08 1.35 2.14 2.69	71.65	Sp1 114.13 (23) Sp2 121.93 (70) Avg: 95.89				
49	70	PLATTER Filip Head	SWE	Int1: 27.90 (52) Int2: 54.39 (55) Int3: 1:14.40 (52) Fin: 1:21.58 (49)	11-12: 26.49 (54) 12-13: 20.01 (40) 13-Fin: 7.18 (23)	1.02 1.96 2.48 2.73	72.68	Sp1 114.22 (22) Sp2 126.11 (40) Avg: 95.85				
49	69	ZUBCIC Filip Atomic	CRO	Int1: 27.94 (56) Int2: 54.09 (48) Int3: 1:14.25 (49) Fin: 1:21.58 (49)	11-12: 26.15 (43) 12-13: 20.16 (49) 13-Fin: 7.33 (53)	1.06 1.66 2.33 2.73	72.68	Sp1 111.20 (57) Sp2 124.16 (59) Avg: 95.85				

Åre (SWE)

Men's Downhill

THU 7 FEB 2019

Start Time : 12:30

PERFORMANCE ANALYSIS BY RANK 2ND TRAINING

Number of Competitors: 83 Number of NSA: 27

Rank	Bib	Name Ski	NSA Code	Positions			Partials		Difference		Speed			
				Pos	Time	Rank	Pos	Time	Rank	Time	Dist.(m)	Pos.	(km/h)	Rank
49	33	KOSI Klemen Atomic	SLO	Int1:	27.84	(49)	11-12:	26.10	(41)	0.96		Sp1	111.59	(48)
				Int2:	53.94	(43)	12-13:	20.27	(54)	1.51		Sp2	124.45	(54)
				Int3:	1:14.21	(48)	13-Fin:	7.37	(59)	2.29				
				Fin:	1:21.58	(49)				2.73	72.68	Avg:	95.85	
52	58	WINDINGSTAD Rasmus Rossignol	NOR	Int1:	27.64	(34)	11-12:	26.37	(47)	0.76		Sp1	109.09	(70)
				Int2:	54.01	(45)	12-13:	20.32	(57)	1.58		Sp2	127.00	(30)
				Int3:	1:14.33	(51)	13-Fin:	7.28	(42)	2.41				
				Fin:	1:21.61	(52)				2.76	73.46	Avg:	95.81	
53	35	SCHWAIGER Dominik Head	GER	Int1:	27.45	(28)	11-12:	26.71	(62)	0.57		Sp1	112.64	(38)
				Int2:	54.16	(51)	12-13:	20.25	(53)	1.73		Sp2	125.96	(43)
				Int3:	1:14.41	(53)	13-Fin:	7.21	(33)	2.49				
				Fin:	1:21.62	(53)				2.77	73.71	Avg:	95.80	
54	60	ZRNCIC DIM Natko Atomic	CRO	Int1:	28.02	(61)	11-12:	26.30	(46)	1.14		Sp1	112.24	(42)
				Int2:	54.32	(53)	12-13:	20.14	(48)	1.89		Sp2	125.67	(48)
				Int3:	1:14.46	(55)	13-Fin:	7.25	(37)	2.54				
				Fin:	1:21.71	(54)				2.86	76.02	Avg:	95.69	
55	45	READ Jeffrey Atomic	CAN	Int1:	27.80	(45)	11-12:	26.50	(55)	0.92		Sp1	111.22	(56)
				Int2:	54.30	(52)	12-13:	20.36	(59)	1.87		Sp2	124.47	(53)
				Int3:	1:14.66	(56)	13-Fin:	7.25	(37)	2.74				
				Fin:	1:21.91	(55)				3.06	81.14	Avg:	95.46	
56	31	PINTURAUULT Alexis Head	FRA	Int1:	28.03	(62)	11-12:	25.95	(32)	1.15		Sp1	110.52	(60)
				Int2:	53.98	(44)	12-13:	20.46	(65)	1.55		Sp2	123.98	(60)
				Int3:	1:14.44	(54)	13-Fin:	7.61	(78)	2.52				
				Fin:	1:22.05	(56)				3.20	84.71	Avg:	95.30	
57	68	SIMONET Sandro Rossignol	SUI	Int1:	28.16	(69)	11-12:	26.46	(52)	1.28		Sp1	109.11	(69)
				Int2:	54.62	(61)	12-13:	20.19	(50)	2.19		Sp2	125.90	(44)
				Int3:	1:14.81	(58)	13-Fin:	7.31	(51)	2.89				
				Fin:	1:22.12	(57)				3.27	86.49	Avg:	95.22	
58	57	OLIVERAS Marc Atomic	AND	Int1:	27.81	(47)	11-12:	26.58	(59)	0.93		Sp1	109.07	(71)
				Int2:	54.39	(55)	12-13:	20.36	(59)	1.96		Sp2	126.51	(37)
				Int3:	1:14.75	(57)	13-Fin:	7.39	(63)	2.83				
				Fin:	1:22.14	(58)				3.29	87.00	Avg:	95.19	
59	55	SCHWARZ Marco Atomic	AUT	Int1:	27.78	(44)	11-12:	26.86	(65)	0.90		Sp1	111.87	(44)
				Int2:	54.64	(62)	12-13:	20.36	(59)	2.21		Sp2	124.39	(57)
				Int3:	1:15.00	(62)	13-Fin:	7.28	(42)	3.08				
				Fin:	1:22.28	(59)				3.43	90.54	Avg:	95.03	
60	47	KLINE Bostjan Nordica	SLO	Int1:	27.67	(37)	11-12:	26.91	(67)	0.79		Sp1	111.95	(43)
				Int2:	54.58	(59)	12-13:	20.40	(63)	2.15		Sp2	124.27	(58)
				Int3:	1:14.98	(61)	13-Fin:	7.31	(51)	3.06				
				Fin:	1:22.29	(60)				3.44	90.80	Avg:	95.02	
61	79	STRASSER Linus Rossignol	GER	Int1:	28.06	(63)	11-12:	26.63	(60)	1.18		Sp1	110.79	(58)
				Int2:	54.69	(64)	12-13:	20.20	(51)	2.26		Sp2	123.58	(62)
				Int3:	1:14.89	(59)	13-Fin:	7.48	(69)	2.97				
				Fin:	1:22.37	(61)				3.52	92.82	Avg:	94.93	
62	34	VUKICEVIC Marko Fischer	SRB	Int1:	27.90	(52)	11-12:	26.69	(61)	1.02		Sp1	111.46	(52)
				Int2:	54.59	(60)	12-13:	20.60	(69)	2.16		Sp2	122.23	(67)
				Int3:	1:15.19	(64)	13-Fin:	7.25	(37)	3.27				
				Fin:	1:22.44	(62)				3.59	94.58	Avg:	94.85	
63	56	GOWER Jack	GBR	Int1:	27.90	(52)	11-12:	26.57	(58)	1.02		Sp1	110.34	(61)
				Int2:	54.47	(57)	12-13:	20.62	(70)	2.04		Sp2	121.81	(71)
				Int3:	1:15.09	(63)	13-Fin:	7.39	(63)	3.17				
				Fin:	1:22.48	(63)				3.63	95.59	Avg:	94.80	

PERFORMANCE ANALYSIS BY RANK 2ND TRAINING

Number of Competitors: 83 Number of NSA: 27

Rank	Bib	Name Ski	NSA Code	Positions			Partials		Difference		Speed				
				Pos	Time	Rank	Pos	Time	Rank	Time	Dist.(m)	Pos.	(km/h)	Rank	
64	63	TRIKHICHEV Pavel Rossignol	RUS	Int1:	27.97	(60)	11-12:	26.97	(71)	1.09		Sp1	110.27	(62)	
				Int2:	54.94	(66)	12-13:	20.37	(62)	2.51		Sp2	125.79	(46)	
				Int3:	1:15.31	(65)	13-Fin:	7.20	(31)	3.39					
				Fin:	1:22.51	(64)				3.66	96.35	Avg:	94.77		
65	73	HADALIN Stefan Rossignol	SLO	Int1:	28.23	(70)	11-12:	26.43	(51)	1.35		Sp1	110.06	(64)	
				Int2:	54.66	(63)	12-13:	20.30	(56)	2.23		Sp2	121.79	(72)	
				Int3:	1:14.96	(60)	13-Fin:	7.66	(80)	3.04					
				Fin:	1:22.62	(65)				3.77	99.11	Avg:	94.64		
66 *	51	FAARUP Christoffer Atomic	DEN	Int1:	27.87	(51)	11-12:	25.89	(28)	0.99		Sp1	110.66	(59)	
				Int2:	53.76	(35)	12-13:	21.55	(81)	1.33		Sp2	123.34	(63)	
				Int3:	1:15.31	(65)	13-Fin:	7.35	(57)	3.39					
				Fin:	1:22.66	(66)				3.81	100.11	Avg:	94.59		
67	67	TONETTI Riccardo Blizzard	ITA	Int1:	28.14	(68)	11-12:	27.04	(72)	1.26		Sp1	108.68	(74)	
				Int2:	55.18	(69)	12-13:	20.22	(52)	2.75		Sp2	124.89	(52)	
				Int3:	1:15.40	(68)	13-Fin:	7.41	(65)	3.48					
				Fin:	1:22.81	(67)				3.96	103.87	Avg:	94.42		
68	64	BERNDT Ondrej Atomic	CZE	Int1:	28.09	(65)	11-12:	26.72	(63)	1.21		Sp1	109.24	(68)	
				Int2:	54.81	(65)	12-13:	20.55	(67)	2.38		Sp2	121.76	(74)	
				Int3:	1:15.36	(67)	13-Fin:	7.48	(69)	3.44					
				Fin:	1:22.84	(68)				3.99	104.61	Avg:	94.39		
69	75	PRIELOZNY Matej	SVK	Int1:	28.11	(66)	11-12:	26.93	(68)	1.23		Sp1	109.54	(67)	
				Int2:	55.04	(67)	12-13:	20.59	(68)	2.61		Sp2	121.57	(75)	
				Int3:	1:15.63	(70)	13-Fin:	7.29	(46)	3.71					
				Fin:	1:22.92	(69)				4.07	106.61	Avg:	94.30		
70	66	BENDIK Martin Atomic	SVK	Int1:	28.11	(66)	11-12:	27.12	(74)	1.23		Sp1	108.87	(72)	
				Int2:	55.23	(70)	12-13:	20.34	(58)	2.80		Sp2	123.00	(65)	
				Int3:	1:15.57	(69)	13-Fin:	7.41	(65)	3.65					
				Fin:	1:22.98	(70)				4.13	108.10	Avg:	94.23		
71	59	AERNI Luca Salomon	SUI	Int1:	28.23	(70)	11-12:	26.84	(64)	1.35		Sp1	111.29	(54)	
				Int2:	55.07	(68)	12-13:	20.88	(74)	2.64		Sp2	125.29	(49)	
				Int3:	1:15.95	(72)	13-Fin:	7.30	(48)	4.03					
				Fin:	1:23.25	(71)				4.40	114.80	Avg:	93.92		
72	80	FOSS-SOLEVAAG Sebastian Voelkl	NOR	Int1:	28.55	(75)	11-12:	26.95	(69)	1.67		Sp1	110.14	(63)	
				Int2:	55.50	(73)	12-13:	20.43	(64)	3.07		Sp2	123.98	(60)	
				Int3:	1:15.93	(71)	13-Fin:	7.38	(61)	4.01					
				Fin:	1:23.31	(72)				4.46	116.28	Avg:	93.86		
73	61	KUZNETSOV Ivan Atomic	RUS	Int1:	28.69	(79)	11-12:	26.55	(57)	1.81		Sp1	108.67	(75)	
				Int2:	55.24	(71)	12-13:	20.94	(75)	2.81		Sp2	120.32	(78)	
				Int3:	1:16.18	(73)	13-Fin:	7.49	(73)	4.26					
				Fin:	1:23.67	(73)				4.82	125.12	Avg:	93.45		
74	82	DANILOCHKIN Yuri Atomic	BLR	Int1:	28.60	(77)	11-12:	26.96	(70)	1.72		Sp1	109.61	(66)	
				Int2:	55.56	(74)	12-13:	20.74	(71)	3.13		Sp2	121.78	(73)	
				Int3:	1:16.30	(74)	13-Fin:	7.59	(77)	4.38					
				Fin:	1:23.89	(74)				5.04	130.49	Avg:	93.21		
75	76	KLINSKY Tomas	CZE	Int1:	28.54	(73)	11-12:	27.30	(76)	1.66		Sp1	108.78	(73)	
				Int2:	55.84	(76)	12-13:	20.76	(72)	3.41		Sp2	122.17	(69)	
				Int3:	1:16.60	(77)	13-Fin:	7.30	(48)	4.68					
				Fin:	1:23.90	(75)				5.05	130.73	Avg:	93.20		
76	85	BREITFUSS KAMMERLANDER Voelkl	BOL	Int1:	28.59	(76)	11-12:	26.88	(66)	1.71		Sp1	104.34	(80)	
				Int2:	55.47	(72)	12-13:	20.96	(76)	3.04		Sp2	119.74	(80)	
				Int3:	1:16.43	(75)	13-Fin:	7.48	(69)	4.51					
				Fin:	1:23.91	(76)				5.06	130.98	Avg:	93.19		



FIS ARE 2019
FIS ALPINE WORLD SKI CHAMPIONSHIPS SWEDEN

SKISTAR

SKISTAR FIS ALPINE WORLD SKI CHAMPIONSHIPS 2019

LONGINES

Åre (SWE)

FIS

Men's Downhill

THU 7 FEB 2019

Start Time : 12:30

PERFORMANCE ANALYSIS BY BIB 2ND TRAINING

Number of Competitors: 85 Number of NSA: 28

Bib	Name Ski	NSA Code	Positions			Partials		Difference		Speed			
			Pos	Time	Rank	Pos	Time	Rank	Time	Dist.(m)	Pos.	(km/h)	Rank
1	BENNETT Bryce Fischer	USA	Int1:	27.73	(41)	11-12:	25.89	(28)	0.85		Sp1	113.82	(28)
			Int2:	53.62	(33)	12-13:	19.96	(37)	1.19		Sp2	127.86	(25)
			Int3:	1:13.58	(34)	13-Fin:	7.19	(27)	1.66				
			Fin:	1:20.77	(33)				1.92	51.63	Avg:	96.81	
2	NYMAN Steven Fischer	USA	Int1:	27.41	(24)	11-12:	25.77	(19)	0.53		Sp1	114.81	(15)
			Int2:	53.18	(20)	12-13:	19.95	(36)	0.75		Sp2	130.00	(7)
			Int3:	1:13.13	(28)	13-Fin:	7.10	(11)	1.21				
			Fin:	1:20.23	(25)				1.38	37.36	Avg:	97.46	
3	CAVIEZEL Mauro Atomic	SUI	Int1:	27.37	(21)	11-12:	25.44	(3)	0.49		Sp1	114.56	(18)
			Int2:	52.81	(8)	12-13:	19.67	(15)	0.38		Sp2	126.00	(42)
			Int3:	1:12.48	(9)	13-Fin:	7.18	(23)	0.56				
			Fin:	1:19.66	(12)				0.81	22.09	Avg:	98.16	
4	JANKA Carlo Rossignol	SUI	Int1:	27.37	(21)	11-12:	25.56	(8)	0.49		Sp1	115.42	(10)
			Int2:	52.93	(13)	12-13:	19.61	(10)	0.50		Sp2	129.67	(9)
			Int3:	1:12.54	(10)	13-Fin:	7.07	(5)	0.62				
			Fin:	1:19.61	(9)				0.76	20.74	Avg:	98.22	
5	MAYER Matthias Head	AUT	Int1:	27.05	(2)	11-12:	25.44	(3)	0.17		Sp1	114.24	(21)
			Int2:	52.49	(2)	12-13:	19.43	(2)	0.06		Sp2	130.28	(5)
			Int3:	1:11.92	(1)	13-Fin:	6.93	(1)					
			Fin:	1:18.85	(1)					0.00	Avg:	99.17	
6	ROULIN Gilles Head	SUI	Int1:	27.48	(32)	11-12:	25.83	(24)	0.60		Sp1	111.84	(45)
			Int2:	53.31	(24)	12-13:	19.79	(27)	0.88		Sp2	128.29	(22)
			Int3:	1:13.10	(26)	13-Fin:	7.19	(27)	1.18				
			Fin:	1:20.29	(27)				1.44	38.95	Avg:	97.39	
7	KRIECHMAYR Vincent Fischer	AUT	Int1:	27.11	(6)	11-12:	26.41	(50)	0.23		Sp1	112.94	(37)
			Int2:	53.52	(31)	12-13:	19.46	(3)	1.09		Sp2	129.16	(10)
			Int3:	1:12.98	(23)	13-Fin:	7.13	(19)	1.06				
			Fin:	1:20.11	(20)				1.26	34.16	Avg:	97.61	
8	FERSTL Josef Head	GER	Int1:	27.30	(16)	11-12:	25.93	(31)	0.42		Sp1	113.37	(33)
			Int2:	53.23	(22)	12-13:	19.52	(5)	0.80		Sp2	128.43	(19)
			Int3:	1:12.75	(18)	13-Fin:	7.34	(55)	0.83				
			Fin:	1:20.09	(18)				1.24	33.63	Avg:	97.63	
9	PARIS Dominik Nordica	ITA	Int1:	27.23	(14)	11-12:	25.83	(24)	0.35		Sp1	116.31	(4)
			Int2:	53.06	(19)	12-13:	19.86	(31)	0.63		Sp2	126.71	(35)
			Int3:	1:12.92	(21)	13-Fin:	7.30	(48)	1.00				
			Fin:	1:20.22	(24)				1.37	37.09	Avg:	97.47	
10	JANSRUD Kjetil Head	NOR	Int1:	27.05	(2)	11-12:	25.47	(5)	0.17		Sp1	115.44	(9)
			Int2:	52.52	(3)	12-13:	19.70	(18)	0.09		Sp2	128.35	(21)
			Int3:	1:12.22	(4)	13-Fin:	7.10	(11)	0.30				
			Fin:	1:19.32	(4)				0.47	12.87	Avg:	98.58	
11	INNERHOFER Christof Rossignol	ITA	Int1:	27.21	(11)	11-12:	25.62	(12)	0.33		Sp1	115.36	(11)
			Int2:	52.83	(10)	12-13:	19.78	(24)	0.40		Sp2	125.85	(45)
			Int3:	1:12.61	(13)	13-Fin:	7.70	(81)	0.69				
			Fin:	1:20.31	(30)				1.46	39.49	Avg:	97.36	

07-02-2019 / Åre (SWE) / 0126

Page 1/7

Data Processing by LONGINES

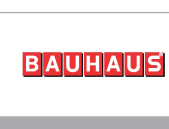
www.fis-ski.com

LONGINES Timing

Generation date : THU 7 FEB 2019

Time : 14:29

Document: C77B_trn 1.0



PERFORMANCE ANALYSIS BY BIB 2ND TRAINING

Number of Competitors: 85 Number of NSA: 28

Bib	Name Ski	NSA Code	Positions			Partials		Difference		Speed				
			Pos	Time	Rank	Pos	Time	Rank	Time	Dist.(m)	Pos.	(km/h)	Rank	
12	CLAREY Johan Head	FRA	Int1:	27.30	(16)	11-12:	25.68	(15)	0.42		Sp1	117.19	(1)	
			Int2:	52.98	(16)	12-13:	19.61	(10)	0.55		Sp2	126.74	(34)	
			Int3:	1:12.59	(12)	13-Fin:	7.18	(23)	0.67					
			Fin:	1:19.77	(13)				0.92	25.05	Avg:	98.02		
*13	REICHELTH Hannes Salomon	AUT	Int1:	26.88	(1)	11-12:	25.55	(7)			Sp1	115.65	(7)	
			Int2:	52.43	(1)	12-13:	19.54	(7)	0.05		Sp2	130.15	(6)	
			Int3:	1:11.97	(2)	13-Fin:	7.16	(22)	0.28	7.69	Avg:	98.81		
			Fin:	1:19.13	(2)									
14	THOMSEN Benjamin Head	CAN	Int1:	27.44	(26)	11-12:	25.83	(24)	0.56		Sp1	112.39	(40)	
			Int2:	53.27	(23)	12-13:	19.69	(17)	0.84		Sp2	128.61	(14)	
			Int3:	1:12.96	(22)	13-Fin:	7.33	(53)	1.04					
			Fin:	1:20.29	(27)				1.44	38.95	Avg:	97.39		
15	FEUZ Beat Head	SUI	Int1:	27.11	(6)	11-12:	25.65	(13)	0.23		Sp1	116.73	(2)	
			Int2:	52.76	(6)	12-13:	19.52	(5)	0.33		Sp2	130.45	(4)	
			Int3:	1:12.28	(5)	13-Fin:	7.15	(21)	0.36					
			Fin:	1:19.43	(6)				0.58	15.86	Avg:	98.44		
16	STRIEDINGER Otmar Salomon	AUT	Int1:	27.17	(10)	11-12:	25.85	(27)	0.29		Sp1	114.27	(20)	
			Int2:	53.02	(17)	12-13:	19.70	(18)	0.59		Sp2	131.38	(1)	
			Int3:	1:12.72	(16)	13-Fin:	7.06	(4)	0.80					
			Fin:	1:19.78	(14)				0.93	25.32	Avg:	98.01		
17	SVINDAL Aksel Lund Head	NOR	Int1:	27.10	(5)	11-12:	25.69	(17)	0.22		Sp1	113.44	(31)	
			Int2:	52.79	(7)	12-13:	19.61	(10)	0.36		Sp2	130.50	(3)	
			Int3:	1:12.40	(7)	13-Fin:	7.00	(2)	0.48					
			Fin:	1:19.40	(5)				0.55	15.05	Avg:	98.48		
18	ROGER Brice Rossignol	FRA	Int1:	27.25	(15)	11-12:	25.56	(8)	0.37		Sp1	115.22	(12)	
			Int2:	52.81	(8)	12-13:	19.81	(29)	0.38		Sp2	128.44	(18)	
			Int3:	1:12.62	(15)	13-Fin:	7.25	(37)	0.70					
			Fin:	1:19.87	(15)				1.02	27.74	Avg:	97.90		
19	KILDE Aleksander Aamodt Head	NOR	Int1:	27.06	(4)	11-12:	25.57	(10)	0.18		Sp1	112.61	(39)	
			Int2:	52.63	(4)	12-13:	19.42	(1)	0.20		Sp2	127.40	(28)	
			Int3:	1:12.05	(3)	13-Fin:	7.10	(11)	0.13					
			Fin:	1:19.15	(3)				0.30	8.23	Avg:	98.79		
20	THEAUX Adrien Head	FRA	Int1:	27.96	(58)	11-12:	25.70	(18)	1.08		Sp1	107.88	(76)	
			Int2:	53.66	(34)	12-13:	19.80	(28)	1.23		Sp2	126.34	(39)	
			Int3:	1:13.46	(31)	13-Fin:	7.28	(42)	1.54					
			Fin:	1:20.74	(32)				1.89	50.84	Avg:	96.84		
21	BAILET Matthieu Salomon	FRA	Int1:	27.33	(18)	11-12:	26.50	(55)	0.45		Sp1	114.34	(19)	
			Int2:	53.83	(40)	12-13:	20.05	(42)	1.40		Sp2	125.75	(47)	
			Int3:	1:13.88	(40)	13-Fin:	7.34	(55)	1.96					
			Fin:	1:21.22	(42)				2.37	63.38	Avg:	96.27		
22	WALDER Christian Head	AUT	Int1:	27.14	(8)	11-12:			0.26		Sp1	114.71	(16)	
			Int2:			12-13:								
			Int3:	1:13.00	(24)	13-Fin:	7.12	(17)	1.08					
			Fin:	1:20.12	(21)				1.27	34.43	Avg:	97.59		
23	MUZATON Maxence Rossignol	FRA	Int1:	27.16	(9)	11-12:	25.78	(21)	0.28		Sp1	115.20	(13)	
			Int2:	52.94	(15)	12-13:	19.62	(13)	0.51		Sp2	128.59	(15)	
			Int3:	1:12.56	(11)	13-Fin:	7.07	(5)	0.64					
			Fin:	1:19.63	(10)				0.78	21.28	Avg:	98.19		
24	MARSAGLIA Matteo Rossignol	ITA	Int1:	27.52	(33)	11-12:	25.91	(30)	0.64		Sp1	112.97	(36)	
			Int2:	53.43	(28)	12-13:	20.10	(46)	1.00		Sp2	124.43	(55)	
			Int3:	1:13.53	(33)	13-Fin:	7.36	(58)	1.61					
			Fin:	1:20.89	(37)				2.04	54.78	Avg:	96.66		

PERFORMANCE ANALYSIS BY BIB 2ND TRAINING

Number of Competitors: 85 Number of NSA: 28

Bib	Name Ski	NSA Code	Positions			Partials		Difference		Speed				
			Pos	Time	Rank	Pos	Time	Rank	Time	Dist.(m)	Pos.	(km/h)	Rank	
25	HINTERMANN Niels Atomic	SUI	Int1:	27.46	(29)	11-12:	25.37	(2)	0.58		Sp1	114.57	(17)	
			Int2:	52.83	(10)	12-13:	19.98	(38)	0.40		Sp2	126.43	(38)	
			Int3:	1:12.81	(20)	13-Fin:	7.29	(46)	0.89					
			Fin:	1:20.10	(19)				1.25	33.90	Avg:	97.62		
26	DANKLMAIER Daniel Atomic	AUT	Int1:	27.21	(11)	11-12:	25.81	(22)	0.33		Sp1	116.35	(3)	
			Int2:	53.02	(17)	12-13:	19.72	(21)	0.59		Sp2	127.78	(26)	
			Int3:	1:12.74	(17)	13-Fin:	7.20	(31)	0.82					
			Fin:	1:19.94	(17)				1.09	29.62	Avg:	97.81		
27	GANONG Travis Atomic	USA	Int1:	27.70	(39)	11-12:	25.23	(1)	0.82		Sp1	115.00	(14)	
			Int2:	52.93	(13)	12-13:	19.68	(16)	0.50		Sp2	126.68	(36)	
			Int3:	1:12.61	(13)	13-Fin:	7.04	(3)	0.69					
			Fin:	1:19.65	(11)				0.80	21.82	Avg:	98.17		
28	SEJERSTED Adrian Smiseth Atomic	NOR	Int1:	27.21	(11)	11-12:	25.53	(6)	0.33		Sp1	115.81	(5)	
			Int2:	52.74	(5)	12-13:	19.62	(13)	0.31		Sp2	130.94	(2)	
			Int3:	1:12.36	(6)	13-Fin:	7.19	(27)	0.44					
			Fin:	1:19.55	(8)				0.70	19.11	Avg:	98.29		
29	CATER Martin Stoeckli	SLO	Int1:	27.96	(58)	11-12:	25.82	(23)	1.08		Sp1	114.13	(23)	
			Int2:	53.78	(36)	12-13:	20.28	(55)	1.35		Sp2	121.93	(70)	
			Int3:	1:14.06	(43)	13-Fin:	7.48	(69)	2.14					
			Fin:	1:21.54	(48)				2.69	71.65	Avg:	95.89		
30	SCHMID Manuel Rossignol	GER	Int1:	27.74	(43)	11-12:	25.68	(15)	0.86		Sp1	111.26	(55)	
			Int2:	53.42	(27)	12-13:	20.08	(44)	0.99		Sp2	127.25	(29)	
			Int3:	1:13.50	(32)	13-Fin:	7.21	(33)	1.58					
			Fin:	1:20.71	(31)				1.86	50.05	Avg:	96.88		
31	PINTURAUPT Alexis Head	FRA	Int1:	28.03	(62)	11-12:	25.95	(32)	1.15		Sp1	110.52	(60)	
			Int2:	53.98	(44)	12-13:	20.46	(65)	1.55		Sp2	123.98	(60)	
			Int3:	1:14.44	(54)	13-Fin:	7.61	(78)	2.52					
			Fin:	1:22.05	(56)				3.20	84.71	Avg:	95.30		
32	MUFFAT-JEANDET Victor Salomon	FRA	Int1:	27.90	(52)	11-12:	25.66	(14)	1.02		Sp1	113.00	(35)	
			Int2:	53.56	(32)	12-13:	20.09	(45)	1.13		Sp2	124.42	(56)	
			Int3:	1:13.65	(36)	13-Fin:	7.21	(33)	1.73					
			Fin:	1:20.86	(35)				2.01	53.99	Avg:	96.70		
33	KOSI Klemen Atomic	SLO	Int1:	27.84	(49)	11-12:	26.10	(41)	0.96		Sp1	111.59	(48)	
			Int2:	53.94	(43)	12-13:	20.27	(54)	1.51		Sp2	124.45	(54)	
			Int3:	1:14.21	(48)	13-Fin:	7.37	(59)	2.29					
			Fin:	1:21.58	(49)				2.73	72.68	Avg:	95.85		
34	VUKICEVIC Marko Fischer	SRB	Int1:	27.90	(52)	11-12:	26.69	(61)	1.02		Sp1	111.46	(52)	
			Int2:	54.59	(60)	12-13:	20.60	(69)	2.16		Sp2	122.23	(67)	
			Int3:	1:15.19	(64)	13-Fin:	7.25	(37)	3.27					
			Fin:	1:22.44	(62)				3.59	94.58	Avg:	94.85		
35	SCHWAIGER Dominik Head	GER	Int1:	27.45	(28)	11-12:	26.71	(62)	0.57		Sp1	112.64	(38)	
			Int2:	54.16	(51)	12-13:	20.25	(53)	1.73		Sp2	125.96	(43)	
			Int3:	1:14.41	(53)	13-Fin:	7.21	(33)	2.49					
			Fin:	1:21.62	(53)				2.77	73.71	Avg:	95.80		
36	RAFFORT Nicolas Rossignol	FRA	Int1:	27.43	(25)	11-12:	25.77	(19)	0.55		Sp1	113.73	(29)	
			Int2:	53.20	(21)	12-13:	19.60	(9)	0.77		Sp2	128.90	(12)	
			Int3:	1:12.80	(19)	13-Fin:	7.11	(15)	0.88					
			Fin:	1:19.91	(16)				1.06	28.81	Avg:	97.85		
37	ALLEGRE Nils Salomon	FRA	Int1:	27.47	(30)	11-12:	27.07	(73)	0.59		Sp1	113.89	(26)	
			Int2:	54.54	(58)	12-13:	19.75	(23)	2.11		Sp2	126.79	(33)	
			Int3:	1:14.29	(50)	13-Fin:	7.11	(15)	2.37					
			Fin:	1:21.40	(44)				2.55	68.04	Avg:	96.06		

PERFORMANCE ANALYSIS BY BIB 2ND TRAINING

Number of Competitors: 85 Number of NSA: 28

Bib	Name Ski	NSA Code	Positions			Partials		Difference		Speed	
			Pos	Time	Rank	Pos	Time	Rank	Time	Dist.(m)	Pos.
38	CRAWFORD James Head	CAN	Int1: Int2: Int3: Fin:	DNS			11-12: 12-13: 13-Fin:			Avg:	
39	ODERMATT Marco Stoeckli	SUI	Int1: Int2: Int3: Fin:	27.65 (35) 53.82 (39) 1:13.72 (39) 1:20.98 (39)	11-12: 12-13: 13-Fin:	26.17 (44) 19.90 (35) 7.26 (41)	0.77 1.39 1.80 2.13	57.13	Sp1 Sp2 Avg:	113.49 (30) 124.96 (51) 96.56	
40	MONSEN Felix Atomic	SWE	Int1: Int2: Int3: Fin:	27.47 (30) 53.46 (30) 1:13.17 (29) 1:20.25 (26)	11-12: 12-13: 13-Fin:	25.99 (33) 19.71 (20) 7.08 (9)	0.59 1.03 1.25 1.40	37.89	Sp1 Sp2 Avg:	115.51 (8) 128.72 (13) 97.44	
41	BAUMANN Romed Salomon	AUT	Int1: Int2: Int3: Fin:	27.36 (20) 53.39 (25) 1:13.11 (27) 1:20.18 (23)	11-12: 12-13: 13-Fin:	26.03 (37) 19.72 (21) 7.07 (5)	0.48 0.96 1.19 1.33	36.03	Sp1 Sp2 Avg:	115.70 (6) 129.05 (11) 97.52	
42	CASSE Mattia Head	ITA	Int1: Int2: Int3: Fin:	27.39 (23) 53.41 (26) 1:13.19 (30) 1:20.29 (27)	11-12: 12-13: 13-Fin:	26.02 (36) 19.78 (24) 7.10 (11)	0.51 0.98 1.27 1.44	38.95	Sp1 Sp2 Avg:	111.52 (51) 128.26 (23) 97.39	
43	HROBAT Miha Atomic	SLO	Int1: Int2: Int3: Fin:	27.80 (45) 54.04 (46) 1:14.10 (44) 1:21.47 (46)	11-12: 12-13: 13-Fin:	26.24 (45) 20.06 (43) 7.37 (59)	0.92 1.61 2.18 2.62	69.85	Sp1 Sp2 Avg:	113.40 (32) 123.28 (64) 95.98	
44	MERMILLOD BLONDIN Thomas Rossignol	FRA	Int1: Int2: Int3: Fin:	27.67 (37) 53.78 (36) 1:13.65 (36) 1:20.93 (38)	11-12: 12-13: 13-Fin:	26.11 (42) 19.87 (33) 7.28 (42)	0.79 1.35 1.73 2.08	55.82	Sp1 Sp2 Avg:	111.67 (47) 128.26 (23) 96.62	
45	READ Jeffrey Atomic	CAN	Int1: Int2: Int3: Fin:	27.80 (45) 54.30 (52) 1:14.66 (56) 1:21.91 (55)	11-12: 12-13: 13-Fin:	26.50 (55) 20.36 (59) 7.25 (37)	0.92 1.87 2.74 3.06	81.14	Sp1 Sp2 Avg:	111.22 (56) 124.47 (53) 95.46	
46	COCHRAN-SIEGLE Ryan Rossignol	USA	Int1: Int2: Int3: Fin:	27.35 (19) 52.92 (12) 1:12.42 (8) 1:19.49 (7)	11-12: 12-13: 13-Fin:	25.57 (10) 19.50 (4) 7.07 (5)	0.47 0.49 0.50 0.64	17.49	Sp1 Sp2 Avg:	113.27 (34) 129.68 (8) 98.37	
47	KLINE Bostjan Nordica	SLO	Int1: Int2: Int3: Fin:	27.67 (37) 54.58 (59) 1:14.98 (61) 1:22.29 (60)	11-12: 12-13: 13-Fin:	26.91 (67) 20.40 (63) 7.31 (51)	0.79 2.15 3.06 3.44	90.80	Sp1 Sp2 Avg:	111.95 (43) 124.27 (58) 95.02	
48	SEGER Brodie Atomic	CAN	Int1: Int2: Int3: Fin:	27.73 (41) 53.79 (38) 1:13.65 (36) 1:20.84 (34)	11-12: 12-13: 13-Fin:	26.06 (39) 19.86 (31) 7.19 (27)	0.85 1.36 1.73 1.99	53.47	Sp1 Sp2 Avg:	113.83 (27) 126.09 (41) 96.72	
*49	KOELL Alexander Atomic	SWE	Int1: Int2: Int3: Fin:	27.70 (39) 54.08 (47) 1:14.11 (45) 1:21.19 (41)	11-12: 12-13: 13-Fin:	26.38 (48) 20.03 (41) 7.08 (9)	0.82 1.65 2.19 2.34	62.60	Sp1 Sp2 Avg:	113.93 (25) 128.57 (16) 96.31	
50	ROMAR Andreas Head	FIN	Int1: Int2: Int3: Fin:	27.44 (26) 53.43 (28) 1:13.02 (25) 1:20.14 (22)	11-12: 12-13: 13-Fin:	25.99 (33) 19.59 (8) 7.12 (17)	0.56 1.00 1.10 1.29	34.96	Sp1 Sp2 Avg:	113.99 (24) 128.46 (17) 97.57	

Åre (SWE)

Men's Downhill

THU 7 FEB 2019

Start Time : 12:30

PERFORMANCE ANALYSIS BY BIB 2ND TRAINING

Number of Competitors: 85 Number of NSA: 28

Bib	Name Ski	NSA Code	Positions			Partials		Difference		Speed			
			Pos	Time	Rank	Pos	Time	Rank	Time	Dist.(m)	Pos.	(km/h)	Rank
*51	FAARUP Christoffer Atomic	DEN	Int1:	27.87	(51)	11-12:	25.89	(28)	0.99		Sp1	110.66	(59)
			Int2:	53.76	(35)	12-13:	21.55	(81)	1.33		Sp2	123.34	(63)
			Int3:	1:15.31	(65)	13-Fin:	7.35	(57)	3.39				
			Fin:	1:22.66	(66)				3.81	100.11	Avg:	94.59	
52	ALESSANDRIA Arnaud Salomon	MON	Int1:			11-12:							
			Int2:			12-13:							
			Int3:			13-Fin:							
			Fin:	DNS							Avg:		
*53	von APPEN Henrik Head	CHI	Int1:	27.84	(49)	11-12:	26.05	(38)	0.96		Sp1	109.97	(65)
			Int2:	53.89	(42)	12-13:	20.10	(46)	1.46		Sp2	126.87	(32)
			Int3:	1:13.99	(41)	13-Fin:	7.45	(67)	2.07				
			Fin:	1:21.44	(45)				2.59	69.08	Avg:	96.01	
54	SUNDIN Oile Head	SWE	Int1:	27.65	(35)	11-12:	26.48	(53)	0.77		Sp1	111.69	(46)
			Int2:	54.13	(49)	12-13:	20.00	(39)	1.70		Sp2	125.29	(49)
			Int3:	1:14.13	(46)	13-Fin:	7.38	(61)	2.21				
			Fin:	1:21.51	(47)				2.66	70.88	Avg:	95.93	
55	SCHWARZ Marco Atomic	AUT	Int1:	27.78	(44)	11-12:	26.86	(65)	0.90		Sp1	111.87	(44)
			Int2:	54.64	(62)	12-13:	20.36	(59)	2.21		Sp2	124.39	(57)
			Int3:	1:15.00	(62)	13-Fin:	7.28	(42)	3.08				
			Fin:	1:22.28	(59)				3.43	90.54	Avg:	95.03	
56	GOWER Jack	GBR	Int1:	27.90	(52)	11-12:	26.57	(58)	1.02		Sp1	110.34	(61)
			Int2:	54.47	(57)	12-13:	20.62	(70)	2.04		Sp2	121.81	(71)
			Int3:	1:15.09	(63)	13-Fin:	7.39	(63)	3.17				
			Fin:	1:22.48	(63)				3.63	95.59	Avg:	94.80	
57	OLIVERAS Marc Atomic	AND	Int1:	27.81	(47)	11-12:	26.58	(59)	0.93		Sp1	109.07	(71)
			Int2:	54.39	(55)	12-13:	20.36	(59)	1.96		Sp2	126.51	(37)
			Int3:	1:14.75	(57)	13-Fin:	7.39	(63)	2.83				
			Fin:	1:22.14	(58)				3.29	87.00	Avg:	95.19	
58	WINDINGSTAD Rasmus Rossignol	NOR	Int1:	27.64	(34)	11-12:	26.37	(47)	0.76		Sp1	109.09	(70)
			Int2:	54.01	(45)	12-13:	20.32	(57)	1.58		Sp2	127.00	(30)
			Int3:	1:14.33	(51)	13-Fin:	7.28	(42)	2.41				
			Fin:	1:21.61	(52)				2.76	73.46	Avg:	95.81	
59	AERNI Luca Salomon	SUI	Int1:	28.23	(70)	11-12:	26.84	(64)	1.35		Sp1	111.29	(54)
			Int2:	55.07	(68)	12-13:	20.88	(74)	2.64		Sp2	125.29	(49)
			Int3:	1:15.95	(72)	13-Fin:	7.30	(48)	4.03				
			Fin:	1:23.25	(71)				4.40	114.80	Avg:	93.92	
60	ZRNCIC DIM Natko Atomic	CRO	Int1:	28.02	(61)	11-12:	26.30	(46)	1.14		Sp1	112.24	(42)
			Int2:	54.32	(53)	12-13:	20.14	(48)	1.89		Sp2	125.67	(48)
			Int3:	1:14.46	(55)	13-Fin:	7.25	(37)	2.54				
			Fin:	1:21.71	(54)				2.86	76.02	Avg:	95.69	
61	KUZNETSOV Ivan Atomic	RUS	Int1:	28.69	(79)	11-12:	26.55	(57)	1.81		Sp1	108.67	(75)
			Int2:	55.24	(71)	12-13:	20.94	(75)	2.81		Sp2	120.32	(78)
			Int3:	1:16.18	(73)	13-Fin:	7.49	(73)	4.26				
			Fin:	1:23.67	(73)				4.82	125.12	Avg:	93.45	
62	ETXEZARRETA Adur	ESP	Int1:	27.94	(56)	11-12:	26.39	(49)	1.06		Sp1	112.39	(40)
			Int2:	54.33	(54)	12-13:	19.83	(30)	1.90		Sp2	126.96	(31)
			Int3:	1:14.16	(47)	13-Fin:	7.18	(23)	2.24				
			Fin:	1:21.34	(43)				2.49	66.49	Avg:	96.13	
63	TRIKHICHEV Pavel Rossignol	RUS	Int1:	27.97	(60)	11-12:	26.97	(71)	1.09		Sp1	110.27	(62)
			Int2:	54.94	(66)	12-13:	20.37	(62)	2.51		Sp2	125.79	(46)
			Int3:	1:15.31	(65)	13-Fin:	7.20	(31)	3.39				
			Fin:	1:22.51	(64)				3.66	96.35	Avg:	94.77	

Åre (SWE)

Men's Downhill

THU 7 FEB 2019

Start Time : 12:30

PERFORMANCE ANALYSIS BY BIB 2ND TRAINING

Number of Competitors: 85 Number of NSA: 28

Bib	Name Ski	NSA Code	Positions			Partials		Difference		Speed			
			Pos	Time	Rank	Pos	Time	Rank	Time	Dist.(m)	Pos.	(km/h)	Rank
64	BERNDT Ondrej Atomic	CZE	Int1:	28.09	(65)	11-12:	26.72	(63)	1.21		Sp1	109.24	(68)
			Int2:	54.81	(65)	12-13:	20.55	(67)	2.38		Sp2	121.76	(74)
			Int3:	1:15.36	(67)	13-Fin:	7.48	(69)	3.44				
			Fin:	1:22.84	(68)				3.99	104.61	Avg:	94.39	
65	LIGETY Ted Head	USA	Int1:	31.38	(83)	11-12:	28.74	(82)	4.50		Sp1	95.00	(82)
			Int2:	1:00.12	(82)	12-13:	24.29	(82)	7.69		Sp2	102.98	(82)
			Int3:	1:24.41	(83)	13-Fin:	8.82	(83)	12.49				
			Fin:	1:33.23	(83)				14.38	335.01	Avg:	83.87	
66	BENDIK Martin Atomic	SVK	Int1:	28.11	(66)	11-12:	27.12	(74)	1.23		Sp1	108.87	(72)
			Int2:	55.23	(70)	12-13:	20.34	(58)	2.80		Sp2	123.00	(65)
			Int3:	1:15.57	(69)	13-Fin:	7.41	(65)	3.65				
			Fin:	1:22.98	(70)				4.13	108.10	Avg:	94.23	
67	TONETTI Riccardo Blizzard	ITA	Int1:	28.14	(68)	11-12:	27.04	(72)	1.26		Sp1	108.68	(74)
			Int2:	55.18	(69)	12-13:	20.22	(52)	2.75		Sp2	124.89	(52)
			Int3:	1:15.40	(68)	13-Fin:	7.41	(65)	3.48				
			Fin:	1:22.81	(67)				3.96	103.87	Avg:	94.42	
68	SIMONET Sandro Rossignol	SUI	Int1:	28.16	(69)	11-12:	26.46	(52)	1.28		Sp1	109.11	(69)
			Int2:	54.62	(61)	12-13:	20.19	(50)	2.19		Sp2	125.90	(44)
			Int3:	1:14.81	(58)	13-Fin:	7.31	(51)	2.89				
			Fin:	1:22.12	(57)				3.27	86.49	Avg:	95.22	
69	ZUBCIC Filip Atomic	CRO	Int1:	27.94	(56)	11-12:	26.15	(43)	1.06		Sp1	111.20	(57)
			Int2:	54.09	(48)	12-13:	20.16	(49)	1.66		Sp2	124.16	(59)
			Int3:	1:14.25	(49)	13-Fin:	7.33	(53)	2.33				
			Fin:	1:21.58	(49)				2.73	72.68	Avg:	95.85	
70	PLATTER Filip Head	SWE	Int1:	27.90	(52)	11-12:	26.49	(54)	1.02		Sp1	114.22	(22)
			Int2:	54.39	(55)	12-13:	20.01	(40)	1.96		Sp2	126.11	(40)
			Int3:	1:14.40	(52)	13-Fin:	7.18	(23)	2.48				
			Fin:	1:21.58	(49)				2.73	72.68	Avg:	95.85	
71	MONSEN Zack Atomic	SWE	Int1:	28.07	(64)	11-12:	26.06	(39)	1.19		Sp1	111.30	(53)
			Int2:	54.13	(49)	12-13:	19.87	(33)	1.70		Sp2	127.51	(27)
			Int3:	1:14.00	(42)	13-Fin:	7.14	(20)	2.08				
			Fin:	1:21.14	(40)				2.29	61.30	Avg:	96.37	
72	ZABYSTRAN Jan Atomic	CZE	Int1:	27.83	(48)	11-12:	26.01	(35)	0.95		Sp1	111.55	(49)
			Int2:	53.84	(41)	12-13:	19.78	(24)	1.41		Sp2	128.41	(20)
			Int3:	1:13.62	(35)	13-Fin:	7.24	(36)	1.70				
			Fin:	1:20.86	(35)				2.01	53.99	Avg:	96.70	
73	HADALIN Stefan Rossignol	SLO	Int1:	28.23	(70)	11-12:	26.43	(51)	1.35		Sp1	110.06	(64)
			Int2:	54.66	(63)	12-13:	20.30	(56)	2.23		Sp2	121.79	(72)
			Int3:	1:14.96	(60)	13-Fin:	7.66	(80)	3.04				
			Fin:	1:22.62	(65)				3.77	99.11	Avg:	94.64	
*74	KRYZL Krystof Fischer	CZE	Int1:	29.55	(82)	11-12:	27.53	(78)	2.67		Sp1	89.90	(83)
			Int2:	57.08	(79)	12-13:	20.51	(66)	4.65		Sp2	121.28	(76)
			Int3:	1:17.59	(80)	13-Fin:	7.65	(79)	5.67				
			Fin:	1:25.24	(80)				6.39	162.82	Avg:	91.73	
75	PRIELOZNY Matej	SVK	Int1:	28.11	(66)	11-12:	26.93	(68)	1.23		Sp1	109.54	(67)
			Int2:	55.04	(67)	12-13:	20.59	(68)	2.61		Sp2	121.57	(75)
			Int3:	1:15.63	(70)	13-Fin:	7.29	(46)	3.71				
			Fin:	1:22.92	(69)				4.07	106.61	Avg:	94.30	
76	KLINSKY Tomas	CZE	Int1:	28.54	(73)	11-12:	27.30	(76)	1.66		Sp1	108.78	(73)
			Int2:	55.84	(76)	12-13:	20.76	(72)	3.41		Sp2	122.17	(69)
			Int3:	1:16.60	(77)	13-Fin:	7.30	(48)	4.68				
			Fin:	1:23.90	(75)				5.05	130.73	Avg:	93.20	

PERFORMANCE ANALYSIS BY BIB 2ND TRAINING

Number of Competitors: 85 Number of NSA: 28

Bib	Name Ski	NSA Code	Positions			Partials		Difference		Speed			
			Pos	Time	Rank	Pos	Time	Rank	Time	Dist.(m)	Pos.	(km/h)	Rank
77	von APPEN Sven	CHI	Int1:	28.54	(73)	11-12:	27.15	(75)	1.66		Sp1	111.55	(49)
			Int2:	55.69	(75)	12-13:	20.78	(73)	3.26		Sp2	122.22	(68)
			Int3:	1:16.47	(76)	13-Fin:	7.45	(67)	4.55				
			Fin:	1:23.92	(77)				5.07	131.22	Avg:	93.17	
78	ACHIRILOAIE Ioan Valeriu	ROU	Int1:	28.79	(80)	11-12:	28.58	(81)	1.91		Sp1	107.42	(79)
			Int2:	57.37	(80)	12-13:	21.06	(78)	4.94		Sp2	120.19	(79)
			Int3:	1:18.43	(81)	13-Fin:	7.57	(75)	6.51				
			Fin:	1:26.00	(81)				7.15	180.58	Avg:	90.92	
79	STRASSER Linus Rossignol	GER	Int1:	28.06	(63)	11-12:	26.63	(60)	1.18		Sp1	110.79	(58)
			Int2:	54.69	(64)	12-13:	20.20	(51)	2.26		Sp2	123.58	(62)
			Int3:	1:14.89	(59)	13-Fin:	7.48	(69)	2.97				
			Fin:	1:22.37	(61)				3.52	92.82	Avg:	94.93	
80	FOSS-SOLEVAAG Sebastian Voelkl	NOR	Int1:	28.55	(75)	11-12:	26.95	(69)	1.67		Sp1	110.14	(63)
			Int2:	55.50	(73)	12-13:	20.43	(64)	3.07		Sp2	123.98	(60)
			Int3:	1:15.93	(71)	13-Fin:	7.38	(61)	4.01				
			Fin:	1:23.31	(72)				4.46	116.28	Avg:	93.86	
81	KOVBASNYUK Ivan	UKR	Int1:	28.50	(72)	11-12:	27.56	(79)	1.62		Sp1	107.82	(77)
			Int2:	56.06	(78)	12-13:	21.15	(79)	3.63		Sp2	122.47	(66)
			Int3:	1:17.21	(79)	13-Fin:	7.57	(75)	5.29				
			Fin:	1:24.78	(79)				5.93	151.92	Avg:	92.23	
82	DANILOCHKIN Yuri Atomic	BLR	Int1:	28.60	(77)	11-12:	26.96	(70)	1.72		Sp1	109.61	(66)
			Int2:	55.56	(74)	12-13:	20.74	(71)	3.13		Sp2	121.78	(73)
			Int3:	1:16.30	(74)	13-Fin:	7.59	(77)	4.38				
			Fin:	1:23.89	(74)				5.04	130.49	Avg:	93.21	
83	OPMANIS Elvis	LAT	Int1:	29.05	(81)	11-12:	28.36	(80)	2.17		Sp1	102.74	(81)
			Int2:	57.41	(81)	12-13:	21.35	(80)	4.98		Sp2	115.47	(81)
			Int3:	1:18.76	(82)	13-Fin:	7.76	(82)	6.84				
			Fin:	1:26.52	(82)				7.67	192.55	Avg:	90.37	
84	TAHIRI Albin	KOS	Int1:	28.67	(78)	11-12:	27.30	(76)	1.79		Sp1	107.77	(78)
			Int2:	55.97	(77)	12-13:	21.00	(77)	3.54		Sp2	120.83	(77)
			Int3:	1:16.97	(78)	13-Fin:	7.49	(73)	5.05				
			Fin:	1:24.46	(78)				5.61	144.27	Avg:	92.58	
85	BREITFUSS KAMMERLANDER Voelkl	BOL	Int1:	28.59	(76)	11-12:	26.88	(66)	1.71		Sp1	104.34	(80)
			Int2:	55.47	(72)	12-13:	20.96	(76)	3.04		Sp2	119.74	(80)
			Int3:	1:16.43	(75)	13-Fin:	7.48	(69)	4.51				
			Fin:	1:23.91	(76)				5.06	130.98	Avg:	93.19	

 Intermediate Time Positions : Int. 1 = Inter1
 Speed Measurement Positions : Sp 1 = Speed 1

 Int. 2 = Inter2
 Sp 2 = Speed 2

Int. 3 = Inter3

Legend:							
*	Gate(s) missed	Avg	Average	Dist. (m)	Distance in metres	DNS	Did Not Start
Fin	Finish	Int	Intermediate	Pos.	Intermediate or speed position		
Sp	Speed trap						