




FIS ALPINE WORLD SKI CHAMPIONSHIPS SWEDEN



SKISTAR FIS ALPINE WORLD SKI CHAMPIONSHIPS 2019



Åre (SWE)



Men's Alpine Combined
ENTRY LIST BY NSA

Number of Competitors: 56 Number of NSA: 24

NSA	FIS Code	Name	Date of Birth	FIS Points (5th of February 2019 - List 13)						
				DH	SL	GS	SG	AC		
AUT (4)	51215	BAUMANN Romed	14.01.1986	10.22 (56)	616.80(5763)	56.07(1527)	9.54 (55)	4.25 (8)		
	54157	DANKLMAIER Daniel	24.04.1993	8.03 (42)	498.42(5698)	33.33 (628)	9.00 (50)	18.82 (49)		
	53980	KRIECHMAYR Vincent	01.10.1991	2.74 (4)	217.67(4928)	51.83(1357)	0.00 (1)	5.84 (27)		
	54320	SCHWARZ Marco	16.08.1995	20.02 (113)	4.22 (7)	13.59 (125)	20.20 (134)	1.52 (3)		
BLR (1)	660021	DANILOCHKIN Yuri	22.02.1991	48.84 (298)	37.77 (750)	55.74(1519)	62.90 (647)	63.54 (343)		
BOL (1)	54106	BREITFUSS KAMMERLANDER Simon	29.11.1992	67.92 (444)	24.80 (364)	33.72 (649)	34.51 (269)	56.77 (291)		
CAN (2)	104468	READ Jeffrey	01.10.1997	12.01 (68)	9.40 (68)	15.92 (165)	8.25 (45)	25.26 (80)		
	104272	SEGER Brodie	28.12.1995	14.22 (79)	22.32 (305)	12.05 (101)	11.01 (69)	30.39 (107)		
CHI (2)	110324	von APPEN Henrik	15.12.1994	18.85 (106)	64.41(1758)	42.89(1009)	14.17 (96)	31.99 (110)		
	110383	von APPEN Sven	31.10.1997	39.25 (240)	48.11(1148)	27.50 (444)	37.29 (304)	41.99 (174)		
CRO (2)	380292	ZRNCIC DIM Natko	07.03.1986	23.48 (135)	18.47 (223)	40.60 (914)	18.33 (125)	21.97 (65)		
	380335	ZUBCIC Filip	27.01.1993	31.21 (186)	9.77 (76)	5.85 (26)	16.54 (114)	5.99 (29)		
CZE (3)	150743	BERNDT Ondrej	29.09.1988	27.89 (164)	9.20 (66)	16.30 (172)	24.99 (177)	28.47 (98)		
	151237	KLINSKY Tomas	04.04.1998	38.53 (233)	56.98(1490)	36.34 (743)	36.41 (296)	63.25 (337)		
	151238	ZABYSTRAN Jan	26.01.1998	34.17 (199)	11.62 (103)	17.19 (188)	28.97 (207)	29.54 (103)		
DEN (1)	170131	FAARUP Christoffer	28.12.1992	16.52 (93)	80.64(2322)	49.55(1267)	14.15 (95)	55.45 (280)		
FIN (1)	180570	ROMAR Andreas	04.09.1989	16.07 (86)	115.97(3340)	90.30(2903)	28.32 (203)	38.61 (155)		
FRA (4)	192504	MERMILLOD BLONDIN Thomas	03.01.1984	11.92 (67)	25.89 (387)	41.87 (962)	15.81 (108)	4.72 (12)		
	193967	MUFFAT-JEANDET Victor	05.03.1989	29.58 (174)	5.25 (16)	4.60 (10)	30.17 (224)	0.00 (1)		
	194167	MUZATON Maxence	26.06.1990	5.96 (29)	230.66(5010)	326.96(5441)	15.47 (107)	24.84 (78)		
	194364	PINTURAUULT Alexis	20.03.1991	16.47 (91)	3.58 (5)	3.28 (3)	5.45 (21)	0.36 (2)		
GBR (1)	221117	GOWER Jack	26.05.1994	21.41 (119)	173.01(4452)	14.06 (135)	8.53 (49)	23.58 (75)		
GER (2)	202345	SCHWAIGER Dominik	01.05.1991	7.88 (39)	79.76(2281)	16.07 (167)	16.73 (118)	25.37 (81)		
	202451	STRASSER Linus	06.11.1992	41.82 (251)	6.33 (37)	12.50 (111)	33.64 (260)	17.36 (45)		
ITA (4)	990081	CASSE Mattia	19.02.1990	11.35 (63)	321.35(5414)	27.22 (436)	9.35 (53)	44.69 (197)		
	293006	INNERHOFER Christof	17.12.1984	3.54 (5)	45.89(1059)	32.18 (590)	3.39 (12)	4.94 (13)		
	291459	PARIS Dominik	14.04.1989	2.04 (2)	999.00(5850)	37.77 (797)	1.93 (6)	5.81 (24)		
	291318	TONETTI Riccardo	14.05.1989	30.25 (180)	9.50 (72)	5.53 (19)	29.09 (211)	5.05 (14)		
KOS (1)	942023	TAHIRI Albin	15.02.1989	64.65 (415)	126.12(3585)	84.82(2697)	65.99 (711)	81.15 (501)		
LAT (1)	550078	OPMANIS Elvis	26.08.1997	53.89 (318)	52.36(1310)	71.78(2200)	60.25 (611)	79.37 (488)		

11-02-2019 / Åre (SWE) / 0131

Data Processing by LONGINES

www.fis-ski.com

Page 1/2

LONGINES Timing

Generation date : SUN 10 FEB 2019

Time : 18:28

Document: C32E 1.0



helvetia

BAUHAUS

UNIBET



Åre (SWE)

**Men's Alpine Combined
ENTRY LIST BY NSA**
Number of Competitors: 56 Number of NSA: 24

NSA	FIS Code	Name	Date of Birth	FIS Points (5th of February 2019 - List 13)					AC
				DH	SL	GS	SG	AC	
NOR (4)	422082	FOSS-SOLEVAAG Sebastian	13.07.1991	42.80 (256)	5.31 (17)	101.63(3257)	58.89 (586)	20.09 (55)	
	422139	KILDE Aleksander Aamodt	21.09.1992	3.84 (7)	142.77(3936)	20.69 (262)	1.53 (5)	5.95 (28)	
	422310	SEJERSTED Adrian Smiseth	16.07.1994	5.99 (30)	125.85(3579)	39.35 (864)	3.98 (15)	34.75 (124)	
	422278	WINDINGSTAD Rasmus	31.10.1993	22.97 (128)	13.99 (134)	5.88 (27)	9.79 (60)	10.61 (34)	
RUS (2)	481730	KUZNETSOV Ivan	08.06.1996	25.78 (149)	26.29 (403)	17.02 (185)	21.58 (144)	19.81 (54)	
	481327	TRIKHICHEV Pavel	07.11.1992	27.44 (158)	9.89 (79)	6.54 (40)	34.59 (270)	3.52 (6)	
SLO (4)	561322	HADALIN Stefan	06.06.1995	36.16 (214)	5.59 (20)	7.50 (47)	29.97 (220)	5.66 (21)	
	561310	HROBAT Miha	03.02.1995	11.47 (65)	23.49 (330)	18.59 (219)	9.57 (57)	12.15 (37)	
	561216	KLINE Bostjan	09.03.1991	13.51 (75)	203.22(4794)	47.33(1188)	5.87 (28)	20.44 (59)	
	561217	KOSI Klemen	19.06.1991	7.33 (36)	26.18 (396)	34.46 (673)	6.32 (32)	5.55 (20)	
SRB (1)	310426	VUKICEVIC Marko	27.10.1992	7.66 (37)	39.20 (801)	73.81(2279)	11.78 (72)	20.77 (61)	
SUI (5)	511983	AERNI Luca	27.03.1993	23.16 (131)	5.72 (22)	20.53 (259)	52.40 (480)	5.81 (24)	
	511513	CAVIEZEL Mauro	18.08.1988	4.17 (9)	68.31(1881)	37.97 (817)	2.57 (9)	2.36 (5)	
	512124	HINTERMANN Niels	05.05.1995	5.92 (27)	115.59(3328)	94.35(3033)	16.17 (111)	5.30 (17)	
	511313	JANKA Carlo	15.10.1986	5.46 (19)	999.00(5850)	17.67 (200)	10.09 (61)	5.81 (24)	
	512138	SIMONET Sandro	05.07.1995	30.75 (182)	7.68 (49)	13.66 (127)	32.69 (251)	16.09 (41)	
SVK (2)	700878	BENDIK Martin	27.04.1993	29.75 (176)	696.51(5792)	59.00(1652)	30.69 (227)	99.06 (620)	
	700929	PRIELOZNY Matej	28.09.1997	38.47 (232)	41.00 (863)	26.58 (424)	23.19 (162)	38.77 (157)	
SWE (4)	502004	KOELL Alexander	02.12.1990	14.39 (81)	57.24(1498)	144.05(4205)	11.92 (76)	19.17 (50)	
	501987	MONSEN Felix	06.11.1994	9.61 (54)	61.56(1665)	29.02 (495)	13.04 (83)	24.95 (79)	
	502210	MONSEN Zack	04.01.1997	33.91 (198)	38.03 (757)	31.14 (553)	35.83 (290)	48.50 (221)	
	502230	SUNDIN Olle	17.12.1997	19.52 (111)	33.83 (619)	21.48 (284)	34.91 (276)	54.21 (272)	
UKR (1)	690694	KOVBASNYUK Ivan	18.05.1993	47.56 (287)	49.98(1225)	82.32(2599)	46.67 (411)	56.74 (290)	
USA (3)	6530104	BENNETT Bryce	14.07.1992	4.22 (10)	50.40(1240)	154.22(4379)	25.27 (180)	5.34 (18)	
	6530319	COCHRAN-SIEGLE Ryan	27.03.1992	12.74 (71)	42.72 (921)	5.92 (29)	5.92 (29)	10.85 (35)	
	534562	LIGETY Ted	31.08.1984	28.70 (172)	31.02 (529)	5.12 (13)	10.56 (66)	4.57 (10)	

Legend:							
AC	Alpine Combined	DH	Downhill	GS	Giant Slalom	SG	Super-G
SL	Slalom						





FIS ARE 2019
FIS ALPINE WORLD SKI CHAMPIONSHIPS SWEDEN

 SKISTAR

SKISTAR FIS ALPINE WORLD SKI CHAMPIONSHIPS 2019

 LONGINES

Åre (SWE)

Men's Alpine Combined

DRAW LIST

Number of Competitors: 56

Number of NSA: 24

Rank 120 in the FIS List: TANNER Luca

FIS Pts: 34.39

No	FIS Code	Name	NSA Code	WCSL AC	WCSL Overall	FIS AC	FIS DH
1	193967	MUFFAT-JEANDET Victor	FRA	190 (1)	593 (13)	0.00 (1)	29.58 (174)
2	194364	PINTURAUULT Alexis	FRA	180 (2)	1035 (3)	0.36 (2)	16.47 (91)
3	54320	SCHWARZ Marco	AUT	148 (3)	492 (17)	1.52 (3)	20.02 (113)
4	511513	CAVIEZEL Mauro	SUI	125 (5)	633 (11)	2.36 (5)	4.17 (9)
5	481327	TRIKHICHEV Pavel	RUS	93 (6)	115 (67)	3.52 (6)	27.44 (158)
6	51215	BAUMANN Romed	AUT	73 (8)	114 (68)	4.25 (8)	10.22 (56)
7	534562	LIGETY Ted	USA	64 (10)	232 (38)	4.57 (10)	28.70 (172)
8	192504	MERMILLOD BLONDIN Thomas	FRA	60 (12)	60 (102)	4.72 (12)	11.92 (67)
9	293006	INNERHOFER Christof	ITA	54 (13)	621 (12)	4.94 (13)	3.54 (5)
10	291318	TONETTI Riccardo	ITA	51 (14)	198 (41)	5.05 (14)	30.25 (180)
11	512124	HINTERMANN Niels	SUI	44 (17)	118 (65)	5.30 (17)	5.92 (27)
12	6530104	BENNETT Bryce	USA	43 (18)	318 (29)	5.34 (18)	4.22 (10)
13	561217	KOSI Klemen	SLO	37 (20)	100 (73)	5.55 (20)	7.33 (36)
14	561322	HADALIN Stefan	SLO	34 (21)	166 (51)	5.66 (21)	36.16 (214)
15	291459	PARIS Dominik	ITA	30 (24)	892 (5)	5.81 (24)	2.04 (2)
16	511313	JANKA Carlo	SUI	30 (24)	168 (50)	5.81 (24)	5.46 (19)
17	511983	AERNI Luca	SUI	30 (24)	140 (58)	5.81 (24)	23.16 (131)
18	+500 53980	KRIECHMAYR Vincent	AUT	29 (27)	900 (4)	5.84 (27)	2.74 (4)
19	+500 422139	KILDE Aleksander Aamodt	NOR	26 (28)	662 (9)	5.95 (28)	3.84 (7)
20	380335	ZUBCIC Filip	CRO	25 (29)	89 (77)	5.99 (29)	31.21 (186)
21	512138	SIMONET Sandro	SUI	24 (31)	62 (99)	16.09 (41)	30.75 (182)
22	6530319	COCHRAN-SIEGLE Ryan	USA	21 (32)	186 (45)	10.85 (35)	12.74 (71)
23	194167	MUZATON Maxence	FRA	15 (34)	74 (83)	24.84 (78)	5.96 (29)
24	501987	MONSEN Felix	SWE	10 (36)	10 (156)	24.95 (79)	9.61 (54)
25	561216	KLINE Bostjan	SLO	9 (39)	70 (88)	20.44 (59)	13.51 (75)
26	180570	ROMAR Andreas	FIN	5 (46)	12 (152)	>38.61 (155)	16.07 (86)
27	151238	ZABYSTRAN Jan	CZE	4 (48)	4 (171)	29.54 (103)	34.17 (199)
28	990081	CASSE Mattia	ITA	3 (49)	82 (78)	>44.69 (197)	11.35 (63)
29	561310	HROBAT Miha	SLO	2 (50)	13 (148)	12.15 (37)	11.47 (65)
30	422082	FOSS-SOLEVAAG Sebastian	NOR	1 (51)	158 (55)	20.09 (55)	42.80 (256)
31	150743	BERNDT Ondrej	CZE	1 (51)	1 (185)	28.47 (98)	27.89 (164)
32	422278	WINDINGSTAD Rasmus	NOR	-	103 (71)	10.61 (34)	22.97 (128)
33	202451	STRASSER Linus	GER	-	30 (121)	17.36 (45)	41.82 (251)
34	54157	DANKLMAIER Daniel	AUT	-	70 (88)	18.82 (49)	8.03 (42)
35	502004	KOELL Alexander	SWE	-	-	19.17 (50)	14.39 (81)
36	481730	KUZNETSOV Ivan	RUS	-	-	19.81 (54)	25.78 (149)
37	310426	VUKICEVIC Marko	SRB	-	-	20.77 (61)	7.66 (37)
38	380292	ZRNCIC DIM Natko	CRO	-	-	21.97 (65)	23.48 (135)
39	221117	GOWER Jack	GBR	-	-	23.58 (75)	21.41 (119)
40	104468	READ Jeffrey	CAN	-	-	25.26 (80)	12.01 (68)
41	202345	SCHWAIGER Dominik	GER	-	78 (81)	25.37 (81)	7.88 (39)
42	104272	SEGER Brodie	CAN	-	15 (141)	30.39 (107)	14.22 (79)
43	110324	von APPEN Henrik	CHI	-	-	31.99 (110)	18.85 (106)
44	422310	SEJERSTED Adrian Smiseth	NOR	-	269 (34)	>34.75 (124)	5.99 (30)
45	700929	PRIELOZNY Matej	SVK	-	-	>38.77 (157)	38.47 (232)

Åre (SWE)


Men's Alpine Combined

DRAW LIST

Number of Competitors: 56 Number of NSA: 24

Rank 120 in the FIS List: TANNER Luca FIS Pts: 34.39

No	FIS Code	Name	NSA Code	WCSL AC	WCSL Overall	FIS AC	FIS DH
46	110383	von APPEN Sven	CHI	-	-	>41.99 (174)	39.25 (240)
47	502210	MONSEN Zack	SWE	-	-	>48.50 (221)	33.91 (198)
48	502230	SUNDIN Olle	SWE	-	-	>54.21 (272)	19.52 (111)
49	170131	FAARUP Christoffer	DEN	-	-	>55.45 (280)	16.52 (93)
50	690694	KOVBASNYUK Ivan	UKR	-	-	>56.74 (290)	47.56 (287)
51	54106	BREITFUSS KAMM.	BOL	-	-	>56.77 (291)	67.92 (444)
52	151237	KLINSKY Tomas	CZE	-	-	>63.25 (337)	38.53 (233)
53	660021	DANILOCHKIN Yuri	BLR	-	-	>63.54 (343)	48.84 (298)
54	550078	OPMANIS Elvis	LAT	-	-	>79.37 (488)	53.89 (318)
55	942023	TAHIRI Albin	KOS	-	-	>81.15 (501)	64.65 (415)
56	700878	BENDIK Martin	SVK	-	-	>99.06 (620)	29.75 (176)

Legend:

+ 500 At least 500 points on WCSL-O after 15th place or after 30th place
> Greater than 120th rank in the FIS points list **FIS_AC** FIS points for AC (13th FIS points list 2018/2019)
No Control Number **WCSL AC** FIS World Cup Start List points for Alpine Combined





ARE 2019

FIS ALPINE WORLD SKI CHAMPIONSHIPS SWEDEN

SKISTAR

SKISTAR FIS ALPINE WORLD SKI CHAMPIONSHIPS 2019

LONGINES

Åre (SWE)

FIS

Men's Alpine Combined

MON 11 FEB 2019

START LIST DOWNHILL

Start Time : 11:00

Jury			Technical Data		Downhill	Slalom
FIS Technical Delegate	OWESEN Svein Erik	NOR	Course Name	OLYMPIA		GÅSTRAPPET
Referee	WALDNER Markus	FIS	Start Altitude	1033m		578m
Assistant Referee	TRINKL Hannes	FIS	Finish Altitude	396m		396m
Chief of Race	OLSSON Hans	SWE	Vertical Drop	637m		182m
Start Referee	STENLUND Haakan	SWE	Course Length	2172m		
Finish Referee	HOFFER Franz	SUI	Homologation Number	12547/11/17		12551/11/17
Race Information Downhill			Race Information Slalom			
Course setter	TRINKL Hannes	FIS	Course setter	MUNIER Fabien		FRA
Gates	26		Gates/Turning Gates			
Start Time	11:00		Start Time	14:30		

Number of Competitors: 56 Number of NSA: 24

Bib	FIS Code	Name	Year of Birth	NSA Code	Downhill	Ski
1	192504	MERMILLOD BLONDIN Thomas	1984	FRA	_____	Rossignol
2	511313	JANKA Carlo	1986	SUI	_____	Rossignol
3	51215	BAUMANN Romed	1986	AUT	_____	Salomon
4	561217	KOSI Klemen	1991	SLO	_____	Atomic
5	54320	SCHWARZ Marco	1995	AUT	_____	Atomic
6	561322	HADALIN Stefan	1995	SLO	_____	Rossignol
7	194364	PINTURAUULT Alexis	1991	FRA	_____	Head
8	6530104	BENNETT Bryce	1992	USA	_____	Fischer
9	193967	MUFFAT-JEANDET Victor	1989	FRA	_____	Salomon
10	53980	KRIECHMAYR Vincent	1991	AUT	_____	Fischer
-----break-----						
11	481327	TRIKHICHEV Pavel	1992	RUS	_____	Rossignol
12	291459	PARIS Dominik	1989	ITA	_____	Nordica
13	511513	CAVIEZEL Mauro	1988	SUI	_____	Atomic
14	512124	HINTERMANN Niels	1995	SUI	_____	Atomic
15	534562	LIGETY Ted	1984	USA	_____	Head
16	422139	KILDE Aleksander Aamodt	1992	NOR	_____	Head
17	293006	INNERHOFER Christof	1984	ITA	_____	Rossignol
18	380335	ZUBCIC Filip	1993	CRO	_____	Atomic
19	291318	TONETTI Riccardo	1989	ITA	_____	Blizzard
20	511983	AERNI Luca	1993	SUI	_____	Salomon
-----break-----						
21	180570	ROMAR Andreas	1989	FIN	_____	Head
22	6530319	COCHRAN-SIEGLE Ryan	1992	USA	_____	Rossignol
23	150743	BERNDT Ondrej	1988	CZE	_____	Atomic
24	561216	KLINE Bostjan	1991	SLO	_____	Nordica
25	422082	FOSS-SOLEVAAG Sebastian	1991	NOR	_____	Voelkl
26	151238	ZABYSTRAN Jan	1998	CZE	_____	Atomic
27	194167	MUZATON Maxence	1990	FRA	_____	Rossignol
28	512138	SIMONET Sandro	1995	SUI	_____	Rossignol
29	501987	MONSEN Felix	1994	SWE	_____	Atomic
30	990081	CASSE Mattia	1990	ITA	_____	Head
31	561310	HROBAT Miha	1995	SLO	_____	Atomic
-----break-----						
32	422278	WINDINGSTAD Rasmus	1993	NOR	_____	Rossignol
33	202451	STRASSER Linus	1992	GER	_____	Rossignol
34	54157	DANKLMAIER Daniel	1993	AUT	_____	Atomic
35	502004	KOELL Alexander	1990	SWE	_____	Atomic

11-02-2019 / Åre (SWE) / 0131

Page 1/2

Data Processing by LONGINES


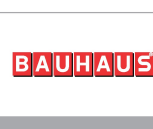
www.fis-ski.com

LONGINES Timing

Generation date : SUN 10 FEB 2019

Time : 18:27

Document: C51C 1.0



Åre (SWE)

Men's Alpine Combined

MON 11 FEB 2019

Start Time : 11:00

START LIST DOWNHILL

Number of Competitors: 56 Number of NSA: 24

Bib	FIS Code	Name	Year of Birth	NSA Code	Downhill	Ski
36	481730	KUZNETSOV Ivan	1996	RUS	_____	Atomic
37	310426	VUKICEVIC Marko	1992	SRB	_____	Fischer
38	380292	ZRNIC DIM Natko	1986	CRO	_____	Atomic
39	221117	GOWER Jack	1994	GBR	_____	
40	104468	READ Jeffrey	1997	CAN	_____	Atomic
41	202345	SCHWAIGER Dominik	1991	GER	_____	Head
42	104272	SEGER Brodie	1995	CAN	_____	Atomic
43	110324	von APPEN Henrik	1994	CHI	_____	Head
44	422310	SEJERSTED Adrian Smiseth	1994	NOR	_____	Atomic
45	700929	PRIELOZNY Matej	1997	SVK	_____	
46	110383	von APPEN Sven	1997	CHI	_____	
47	502210	MONSEN Zack	1997	SWE	_____	Atomic
48	502230	SUNDIN Olle	1997	SWE	_____	Head
49	170131	FAARUP Christoffer	1992	DEN	_____	Atomic
50	690694	KOVBASNYUK Ivan	1993	UKR	_____	
51	54106	BREITFUSS KAMMERLANDER Simon	1992	BOL	_____	Voelkl
52	151237	KLINSKY Tomas	1998	CZE	_____	
53	660021	DANILOCHKIN Yuri	1991	BLR	_____	Atomic
54	550078	OPMANIS Elvis	1997	LAT	_____	
55	942023	TAHIRI Albin	1989	KOS	_____	
56	700878	BENDIK Martin	1993	SVK	_____	Atomic

Forerunners:

Downhill	F1-GRYM Elias	SWE	F2-LINDBERG Malte	SWE	F3-STROEM Olle	SWE
Slalom	F1-SILWERPLATZ Max	SWE	F2-HAMREN Ture	SWE	F3-OREDSSON Erik	SWE



ARE 2019

FIS ALPINE WORLD SKI CHAMPIONSHIPS SWEDEN

SKISTAR

SKISTAR FIS ALPINE WORLD SKI CHAMPIONSHIPS 2019

LONGINES

Åre (SWE)

FIS

Men's Alpine Combined

MON 11 FEB 2019

OFFICIAL RESULTS DOWNHILL

Start Time : 12:00

Jury

FIS Technical Delegate	OWESEN Svein Erik	NOR
Referee	WALDNER Markus	FIS
Assistant Referee	TRINKL Hannes	FIS
Chief of Race	OLSSON Hans	SWE
Start Referee	STENLUND Haakan	SWE
Finish Referee	HOFER Franz	SUI

Technical Data

Course Name	OLYMPIA
Start Altitude	934m
Finish Altitude	396m
Vertical Drop	538m
Course Length	1801m
Homologation Number	12547/11/17

Race Information Downhill

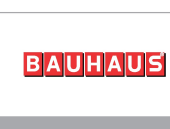
Course setter	TRINKL Hannes	FIS
Gates	24	
Start Time	12:00	

Race Information Slalom

Course setter	MUNIER Fabien	FRA
Gates/Turning Gates		
Start Time	16:00	

Number of Competitors: 56 Number of NSA: 24

Rank	Bib	FIS Code	Name	Year of Birth	NSA Code	Time	Difference	Distance (m)	Ski
1	12	291459	PARIS Dominik	1989	ITA	1:07.27			Nordica
2	22	6530319	COCHRAN-SIEGLE Ryan	1992	USA	1:07.30	0.03	0.80	Rossignol
3	16	422139	KILDE Aleksander Aamodt	1992	NOR	1:07.65	0.38	10.12	Head
4	17	293006	INNERHOFER Christof	1984	ITA	1:07.71	0.44	11.70	Rossignol
4	10	53980	KRIECHMAYR Vincent	1991	AUT	1:07.71	0.44	11.70	Fischer
6	30	990081	CASSE Mattia	1990	ITA	1:07.79	0.52	13.82	Head
7	2	511313	JANKA Carlo	1986	SUI	1:07.87	0.60	15.92	Rossignol
8	13	511513	CAVIEZEL Mauro	1988	SUI	1:07.90	0.63	16.71	Atomic
9	44	422310	SEJERSTED Adrian Smiseth	1994	NOR	1:07.94	0.67	17.76	Atomic
10	27	194167	MUZATON Maxence	1990	FRA	1:07.99	0.72	19.07	Rossignol
11	35	502004	KOELL Alexander	1990	SWE	1:08.01	0.74	19.60	Atomic
12	34	54157	DANKLMAIER Daniel	1993	AUT	1:08.08	0.81	21.43	Atomic
13	14	512124	HINTERMANN Niels	1995	SUI	1:08.16	0.89	23.52	Atomic
14	21	180570	ROMAR Andreas	1989	FIN	1:08.17	0.90	23.78	Head
14	3	51215	BAUMANN Romed	1986	AUT	1:08.17	0.90	23.78	Salomon
16	19	291318	TONETTI Riccardo	1989	ITA	1:08.29	1.02	26.90	Blizzard
17	4	561217	KOSI Klemen	1991	SLO	1:08.30	1.03	27.16	Atomic
18	8	6530104	BENNETT Bryce	1992	USA	1:08.31	1.04	27.42	Fischer
19	32	422278	WINDINGSTAD Rasmus	1993	NOR	1:08.42	1.15	30.27	Rossignol
20	20	511983	AERNI Luca	1993	SUI	1:08.50	1.23	32.34	Salomon
21	29	501987	MONSEN Felix	1994	SWE	1:08.52	1.25	32.86	Atomic
21	5	54320	SCHWARZ Marco	1995	AUT	1:08.52	1.25	32.86	Atomic
23	9	193967	MUFFAT-JEANDET Victor	1989	FRA	1:08.76	1.49	39.03	Salomon
24	7	194364	PINTURAUPT Alexis	1991	FRA	1:08.79	1.52	39.80	Head
25	40	104468	READ Jeffrey	1997	CAN	1:08.80	1.53	40.05	Atomic
26	24	561216	KLINE Bostjan	1991	SLO	1:08.86	1.59	41.59	Nordica
27	36	481730	KUZNETSOV Ivan	1996	RUS	1:08.90	1.63	42.61	Atomic
28	26	151238	ZABYSTRAN Jan	1998	CZE	1:08.95	1.68	43.88	Atomic
29	33	202451	STRASSER Linus	1992	GER	1:08.99	1.72	44.90	Rossignol
30	6	561322	HADALIN Stefan	1995	SLO	1:09.15	1.88	48.96	Rossignol
31	28	512138	SIMONET Sandro	1995	SUI	1:09.19	1.92	49.98	Rossignol
32	41	202345	SCHWAIGER Dominik	1991	GER	1:09.25	1.98	51.49	Head
33	48	502230	SUNDIN Oile	1997	SWE	1:09.28	2.01	52.25	Head
34	31	561310	HROBAT Miha	1995	SLO	1:09.32	2.05	53.26	Atomic
35	42	104272	SEGER Brodie	1995	CAN	1:09.33	2.06	53.51	Atomic
36	1	192504	MERMILLOD BLONDIN Thomas	1984	FRA	1:09.39	2.12	55.02	Rossignol
37	49	170131	FAARUP Christoffer	1992	DEN	1:09.41	2.14	55.53	Atomic



Åre (SWE)


Men's Alpine Combined

MON 11 FEB 2019

OFFICIAL RESULTS DOWNHILL

Start Time : 12:00

Number of Competitors: 56 Number of NSA: 24

Rank	Bib	FIS Code	Name	Year of Birth	NSA Code	Time	Difference	Distance (m)	Ski
38	25	422082	FOSS-SOLEVAAG Sebastian	1991	NOR	1:09.45	2.18	56.53	Voelkl
38	11	481327	TRIKHICHEV Pavel	1992	RUS	1:09.45	2.18	56.53	Rossignol
40	37	310426	VUKICEVIC Marko	1992	SRB	1:09.67	2.40	62.04	Fischer
41	56	700878	BENDIK Martin	1993	SVK	1:09.81	2.54	65.53	Atomic
42	15	534562	LIGETY Ted	1984	USA	1:09.84	2.57	66.27	Head
43	38	380292	ZRNCIC DIM Natko	1986	CRO	1:09.98	2.71	69.74	Atomic
44	23	150743	BERNDT Ondrej	1988	CZE	1:10.01	2.74	70.49	Atomic
45	47	502210	MONSEN Zack	1997	SWE	1:10.05	2.78	71.47	Atomic
46	51	54106	BREITFUSS KAMMERLANDER Simon	1992	BOL	1:10.09	2.82	72.46	Voelkl
47	45	700929	PRIELOZNY Matej	1997	SVK	1:10.25	2.98	76.40	
48	53	660021	DANILOCHKIN Yuri	1991	BLR	1:11.00	3.73	94.62	Atomic
49	18	380335	ZUBCIC Filip	1993	CRO	1:11.70	4.43	111.28	Atomic
50	50	690694	KOVBASNYUK Ivan	1993	UKR	1:11.72	4.45	111.75	
51	46	110383	von APPEN Sven	1997	CHI	1:11.92	4.65	116.44	
52	55	942023	TAHIRI Albin	1989	KOS	1:12.02	4.75	118.78	
53	54	550078	OPMANIS Elvis	1997	LAT	1:12.74	5.47	135.43	

DID NOT FINISH DOWNHILL: 3 competitors

39	221117	GOWER Jack	1994	GBR					
43	110324	von APPEN Henrik	1994	CHI					Head
52	151237	KLINSKY Tomas	1998	CZE					

Forerunners:

Downhill	F1-GRYM Elias	SWE	F2-LINDBERG Malte	SWE	F3-STROEM Olle	SWE
Slalom	F1-SILWERPLATZ Max	SWE	F2-HAMREN Ture	SWE	F3-OREDSSON Erik	SWE

Conditions on course:

Downhill	PARTLY CLOUDY	Snow: HARD	Temperature - Start: -8°C	Temperature - Finish: -3°C
----------	---------------	------------	---------------------------	----------------------------



ARE 2019

FIS ALPINE WORLD SKI CHAMPIONSHIPS SWEDEN

SKISTAR

SKISTAR FIS ALPINE WORLD SKI CHAMPIONSHIPS 2019

LONGINES

Åre (SWE)

FIS

Men's Alpine Combined

MON 11 FEB 2019

START LIST SLALOM

Start Time : 16:00

Jury				Technical Data		Downhill		Slalom	
FIS Technical Delegate	OWESEN Svein Erik	NOR		Course Name	OLYMPIA			OLYMPIA	
Referee	WALDNER Markus	FIS		Start Altitude	934m			546m	
Assistant Referee	TRINKL Hannes	FIS		Finish Altitude	396m			396m	
Chief of Race	OLSSON Hans	SWE		Vertical Drop	538m			150m	
Start Referee	STENLUND Haakan	SWE		Course Length	1801m				
Finish Referee	HOFFER Franz	SUI		Homologation Number	12547/11/17			12145/11/16	
Race Information Downhill				Race Information Slalom					
Course setter	TRINKL Hannes	FIS		Course setter	MUNIER Fabien			FRA	
Gates	24			Gates/Turning Gates					
Start Time	12:00			Start Time	16:00				

Number of Competitors: 53 Number of NSA: 23

Start Order	Bib	FIS Code	Name	Year of Birth	NSA Code	Downhill	Diff.	Rank	Slalom	Total	Ski
1	6	561322	HADALIN Stefan	1995	SLO	1:09.15	1.88	30			Rossignol
2	33	202451	STRASSER Linus	1992	GER	1:08.99	1.72	29			Rossignol
3	26	151238	ZABYSTRAN Jan	1998	CZE	1:08.95	1.68	28			Atomic
4	36	481730	KUZNETSOV Ivan	1996	RUS	1:08.90	1.63	27			Atomic
5	24	561216	KLINE Bostjan	1991	SLO	1:08.86	1.59	26			Nordica
6	40	104468	READ Jeffrey	1997	CAN	1:08.80	1.53	25			Atomic
7	7	194364	PINTURAUPT Alexis	1991	FRA	1:08.79	1.52	24			Head
8	9	193967	MUFFAT-JEANDET Victor	1989	FRA	1:08.76	1.49	23			Salomon
9	5	54320	SCHWARZ Marco	1995	AUT	1:08.52	1.25	21			Atomic
10	29	501987	MONSEN Felix	1994	SWE	1:08.52	1.25	21			Atomic
11	20	511983	AERNI Luca	1993	SUI	1:08.50	1.23	20			Salomon
12	32	422278	WINDINGSTAD Rasmus	1993	NOR	1:08.42	1.15	19			Rossignol
13	8	6530104	BENNETT Bryce	1992	USA	1:08.31	1.04	18			Fischer
14	4	561217	KOSI Klemen	1991	SLO	1:08.30	1.03	17			Atomic
15	19	291318	TONETTI Riccardo	1989	ITA	1:08.29	1.02	16			Blizzard
----- break -----											
16	3	51215	BAUMANN Romed	1986	AUT	1:08.17	0.90	14			Salomon
17	21	180570	ROMAR Andreas	1989	FIN	1:08.17	0.90	14			Head
18	14	512124	HINTERMANN Niels	1995	SUI	1:08.16	0.89	13			Atomic
19	34	54157	DANKLMAIER Daniel	1993	AUT	1:08.08	0.81	12			Atomic
20	35	502004	KOELL Alexander	1990	SWE	1:08.01	0.74	11			Atomic
21	27	194167	MUZATON Maxence	1990	FRA	1:07.99	0.72	10			Rossignol
22	44	422310	SEJERSTED Adrian Smiseth	1994	NOR	1:07.94	0.67	9			Atomic
----- break -----											
23	13	511513	CAVIEZEL Mauro	1988	SUI	1:07.90	0.63	8			Atomic
24	2	511313	JANKA Carlo	1986	SUI	1:07.87	0.60	7			Rossignol
25	30	990081	CASSE Mattia	1990	ITA	1:07.79	0.52	6			Head
26	10	53980	KRIECHMAYR Vincent	1991	AUT	1:07.71	0.44	4			Fischer
27	17	293006	INNERHOFER Christof	1984	ITA	1:07.71	0.44	4			Rossignol
28	16	422139	KILDE Aleksander Aamodt	1992	NOR	1:07.65	0.38	3			Head
29	22	6530319	COCHRAN-SIEGLE Ryan	1992	USA	1:07.30	0.03	2			Rossignol
30	12	291459	PARIS Dominik	1989	ITA	1:07.27		1			Nordica
----- break -----											
31	28	512138	SIMONET Sandro	1995	SUI	1:09.19	1.92	31			Rossignol
32	41	202345	SCHWAIGER Dominik	1991	GER	1:09.25	1.98	32			Head
33	48	502230	SUNDIN Oile	1997	SWE	1:09.28	2.01	33			Head
34	31	561310	HROBAT Miha	1995	SLO	1:09.32	2.05	34			Atomic
35	42	104272	SEGER Brodie	1995	CAN	1:09.33	2.06	35			Atomic

11-02-2019 / Åre (SWE) / 0131

Page 1/2

Data Processing by LONGINES

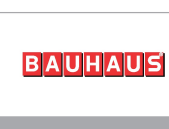
www.fis-ski.com

LONGINES Timing

Generation date : MON 11 FEB 2019

Time : 14:05

Document: C51C 1.0



Åre (SWE)


Men's Alpine Combined

MON 11 FEB 2019

START LIST SLALOM

Start Time : 16:00

Number of Competitors: 53 Number of NSA: 23

Start Order	Bib	FIS Code	Name	Year of Birth	NSA Code	Downhill	Diff.	Rank	Slalom	Total	Ski
36	1	192504	MERMILLOD BLONDIN Thomas	1984	FRA	1:09.39	2.12	36			Rossignol
37	49	170131	FAARUP Christoffer	1992	DEN	1:09.41	2.14	37			Atomic
38	25	422082	FOSS-SOLEVAAG Sebastian	1991	NOR	1:09.45	2.18	38			Voelkl
39	11	481327	TRIKHICHEV Pavel	1992	RUS	1:09.45	2.18	38			Rossignol
40	37	310426	VUKICEVIC Marko	1992	SRB	1:09.67	2.40	40			Fischer
41	56	700878	BENDIK Martin	1993	SVK	1:09.81	2.54	41			Atomic
42	15	534562	LIGETY Ted	1984	USA	1:09.84	2.57	42			Head
43	38	380292	ZRNCIC DIM Natko	1986	CRO	1:09.98	2.71	43			Atomic
44	23	150743	BERNDT Ondrej	1988	CZE	1:10.01	2.74	44			Atomic
45	47	502210	MONSEN Zack	1997	SWE	1:10.05	2.78	45			Atomic
46	51	54106	BREITFUSS KAMMERLANDER Simon	1992	BOL	1:10.09	2.82	46			Voelkl
47	45	700929	PRIELOZNY Matej	1997	SVK	1:10.25	2.98	47			
48	53	660021	DANILOCHKIN Yuri	1991	BLR	1:11.00	3.73	48			Atomic
49	18	380335	ZUBCIC Filip	1993	CRO	1:11.70	4.43	49			Atomic
50	50	690694	KOVBASNYUK Ivan	1993	UKR	1:11.72	4.45	50			
51	46	110383	von APPEN Sven	1997	CHI	1:11.92	4.65	51			
52	55	942023	TAHIRI Albin	1989	KOS	1:12.02	4.75	52			
53	54	550078	OPMANIS Elvis	1997	LAT	1:12.74	5.47	53			

Forerunners:											
Downhill		F1-GRYM Elias	SWE	F2-LINDBERG Malte	SWE	F3-STROEM Olle	SWE				
Slalom		F1-SILWERPLATZ Max	SWE	F2-HAMREN Ture	SWE	F3-OREDSSON Erik	SWE				



ARE 2019

FIS ALPINE WORLD SKI CHAMPIONSHIPS SWEDEN



SKISTAR FIS ALPINE WORLD SKI CHAMPIONSHIPS 2019



Åre (SWE)



Men's Alpine Combined OFFICIAL RESULTS

MON 11 FEB 2019

Start Time : 16:00

Jury			Technical Data		Downhill		Slalom	
FIS Technical Delegate	OWESEN Svein Erik	NOR	Course Name	OLYMPIA			OLYMPIA	
Referee	WALDNER Markus	FIS	Start Altitude	934m			546m	
Assistant Referee	TRINKL Hannes	FIS	Finish Altitude	396m			396m	
Chief of Race	OLSSON Hans	SWE	Vertical Drop	538m			150m	
Start Referee	STENLUND Haakan	SWE	Course Length	1801m				
Finish Referee	HOFFER Franz	SUI	Homologation Number	12547/11/17			12145/11/16	
Race Information Downhill			Race Information Slalom					
Course setter	TRINKL Hannes	FIS	Course setter	MUNIER Fabien			FRA	
Gates	24		Gates/Turning Gates	50/49				
Start Time	12:00		Start Time	16:00				

Number of Competitors: 56 Number of NSA: 24

F-factor: 1360

Rank	Bib	FIS Code	Name	Year of Birth	NSA Code	Downhill	Slalom	Total	Diff.	Race Points	Ski
						Time Rank	Time Rank				
1	7	194364	PINTURAUULT Alexis	1991	FRA	1:08.79 (24)	38.92 (2)	1:47.71		0.00	Head
2	6	561322	HADALIN Stefan	1995	SLO	1:09.15 (30)	38.80 (1)	1:47.95	0.24	3.03	Rossignol
3	5	54320	SCHWARZ Marco	1995	AUT	1:08.52 (21)	39.65 (4)	1:48.17	0.46	5.81	Atomic
4	19	291318	TONETTI Riccardo	1989	ITA	1:08.29 (16)	40.09 (6)	1:48.38	0.67	8.46	Blizzard
5	33	202451	STRASSER Linus	1992	GER	1:08.99 (29)	39.52 (3)	1:48.51	0.80	10.10	Rossignol
6	9	193967	MUFFAT-JEANDET Victor	1989	FRA	1:08.76 (23)	39.76 (5)	1:48.52	0.81	10.23	Salomon
7	13	511513	CAVIEZEL Mauro	1988	SUI	1:07.90 (8)	40.67 (8)	1:48.57	0.86	10.86	Atomic
8	20	511983	AERNI Luca	1993	SUI	1:08.50 (20)	40.23 (7)	1:48.73	1.02	12.88	Salomon
9	12	291459	PARIS Dominik	1989	ITA	1:07.27 (1)	41.95 (26)	1:49.22	1.51	19.07	Nordica
10	29	501987	MONSEN Felix	1994	SWE	1:08.52 (21)	40.82 (10)	1:49.34	1.63	20.58	Atomic
11	8	6530104	BENNETT Bryce	1992	USA	1:08.31 (18)	41.28 (13)	1:49.59	1.88	23.74	Fischer
12	34	54157	DANKLMAIER Daniel	1993	AUT	1:08.08 (12)	41.52 (15)	1:49.60	1.89	23.86	Atomic
13	32	422278	WINDINGSTAD Rasmus	1993	NOR	1:08.42 (19)	41.26 (12)	1:49.68	1.97	24.87	Rossignol
14	3	51215	BAUMANN Romed	1986	AUT	1:08.17 (14)	41.53 (16)	1:49.70	1.99	25.13	Salomon
15	26	151238	ZABYSTRAN Jan	1998	CZE	1:08.95 (28)	40.76 (9)	1:49.71	2.00	25.25	Atomic
16	44	422310	SEJERSTED Adrian Smiseth	1994	NOR	1:07.94 (9)	41.79 (21)	1:49.73	2.02	25.51	Atomic
17	10	53980	KRIECHMAYR Vincent	1991	AUT	1:07.71 (4)	42.12 (32)	1:49.83	2.12	26.77	Fischer
18	22	6530319	COCHRAN-SIEGLE Ryan	1992	USA	1:07.30 (2)	42.54 (36)	1:49.84	2.13	26.89	Rossignol
18	2	511313	JANKA Carlo	1986	SUI	1:07.87 (7)	41.97 (28)	1:49.84	2.13	26.89	Rossignol
20	21	180570	ROMAR Andreas	1989	FIN	1:08.17 (14)	41.74 (19)	1:49.91	2.20	27.78	Head
21	35	502004	KOELL Alexander	1990	SWE	1:08.01 (11)	41.92 (25)	1:49.93	2.22	28.03	Atomic
22	16	422139	KILDE Aleksander Aamodt	1992	NOR	1:07.65 (3)	42.34 (34)	1:49.99	2.28	28.79	Head
23	14	512124	HINTERMANN Niels	1995	SUI	1:08.16 (13)	41.85 (23)	1:50.01	2.30	29.04	Atomic
24	4	561217	KOSI Klemen	1991	SLO	1:08.30 (17)	41.80 (22)	1:50.10	2.39	30.18	Atomic
25	27	194167	MUZATON Maxence	1990	FRA	1:07.99 (10)	42.15 (33)	1:50.14	2.43	30.68	Rossignol
26	28	512138	SIMONET Sandro	1995	SUI	1:09.19 (31)	41.04 (11)	1:50.23	2.52	31.82	Rossignol
27	30	990081	CASSE Mattia	1990	ITA	1:07.79 (6)	42.78 (37)	1:50.57	2.86	36.11	Head
28	36	481730	KUZNETSOV Ivan	1996	RUS	1:08.90 (27)	41.78 (20)	1:50.68	2.97	37.50	Atomic
29	40	104468	READ Jeffrey	1997	CAN	1:08.80 (25)	41.96 (27)	1:50.76	3.05	38.51	Atomic
30	48	502230	SUNDIN Oile	1997	SWE	1:09.28 (33)	41.60 (17)	1:50.88	3.17	40.03	Head
30	11	481327	TRIKHICHEV Pavel	1992	RUS	1:09.45 (38)	41.43 (14)	1:50.88	3.17	40.03	Rossignol
32	1	192504	MERMILLOD BLONDIN Thomas	1984	FRA	1:09.39 (36)	41.85 (23)	1:51.24	3.53	44.57	Rossignol
33	31	561310	HROBAT Miha	1995	SLO	1:09.32 (34)	42.05 (30)	1:51.37	3.66	46.21	Atomic
34	25	422082	FOSS-SOLEVAAG Sebastian	1991	NOR	1:09.45 (38)	42.02 (29)	1:51.47	3.76	47.48	Voelkl
35	41	202345	SCHWAIGER Dominik	1991	GER	1:09.25 (32)	42.38 (35)	1:51.63	3.92	49.50	Head
36	23	150743	BERNDT Ondrej	1988	CZE	1:10.01 (44)	42.08 (31)	1:52.09	4.38	55.30	Atomic
37	42	104272	SEGER Brodie	1995	CAN	1:09.33 (35)	43.08 (39)	1:52.41	4.70	59.34	Atomic

11-02-2019 / Åre (SWE) / 0131

Page 1/2

Data Processing by LONGINES


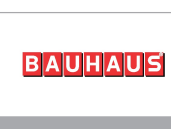
www.fis-ski.com

LONGINES Timing

Generation date : MON 11 FEB 2019

Time : 17:16

Document: C73E 1.0



Number of Competitors: 56 Number of NSA: 24

F-factor: 1360

Rank	Bib	FIS Code	Name	Year of Birth	NSA Code	Downhill	Slalom	Total	Diff.	Race Points	Ski
						Time Rank	Time Rank				
38	47	502210	MONSEN Zack	1997	SWE	1:10.05 (45)	42.95 (38)	1:53.00	5.29	66.79	Atomic
39	38	380292	ZRNCIC DIM Natko	1986	CRO	1:09.98 (43)	43.20 (40)	1:53.18	5.47	69.07	Atomic
40	18	380335	ZUBCIC Filip	1993	CRO	1:11.70 (49)	41.73 (18)	1:53.43	5.72	72.22	Atomic
41	51	54106	BREITFUSS KAMMERLANDER Simon	1992	BOL	1:10.09 (46)	44.70 (42)	1:54.79	7.08	89.40	Voelkl
42	53	660021	DANILOCHKIN Yuri	1991	BLR	1:11.00 (48)	45.20 (43)	1:56.20	8.49	107.20	Atomic
43	54	550078	OPMANIS Elvis	1997	LAT	1:12.74 (53)	44.49 (41)	1:57.23	9.52	120.20	

DID NOT FINISH SLALOM: 8 competitors

17	293006	INNERHOFER Christof	1984	ITA							Rossignol
24	561216	KLINIC Bostjan	1991	SLO							Nordica
37	310426	VUKICEVIC Marko	1992	SRB							Fischer
45	700929	PRIELOZNY Matej	1997	SVK							
46	110383	von APPEN Sven	1997	CHI							
50	690694	KOVBASNYUK Ivan	1993	UKR							
55	942023	TAHIRI Albin	1989	KOS							
56	700878	BENDIK Martin	1993	SVK							Atomic

DID NOT START SLALOM: 2 competitors

15	534562	LIGETY Ted	1984	USA							Head
49	170131	FAARUP Christoffer	1992	DEN							Atomic

DID NOT FINISH DOWNHILL: 3 competitors

39	221117	GOWER Jack	1994	GBR							
43	110324	von APPEN Henrik	1994	CHI							Head
52	151237	KLINSKY Tomas	1998	CZE							

Forerunners:

Downhill	F1-GRYM Elias	SWE	F2-LINDBERG Malte	SWE	F3-STROEM Olle	SWE
Slalom	F1-SILWERPLATZ Max	SWE	F2-HAMREN Ture	SWE	F3-OREDSSON Erik	SWE

Conditions on course:

Downhill	PARTLY CLOUDY	Snow:	HARD	Temperature - Start:	-8°C	Temperature - Finish:	-3°C
Slalom	PARTLY CLOUDY	Snow:	HARD	Temperature - Start:	-4°C	Temperature - Finish:	-2°C

PENALTY CALCULATION

Best 10 at Finish

Rank	Bib	FIS Code	Name	NSA Code	FIS Points	Best 5	Race Points
1	7	194364	PINTURAUULT Alexis	FRA	0.36	0.36	0.00
2	6	561322	HADALIN Stefan	SLO	5.66		
3	5	54320	SCHWARZ Marco	AUT	1.52	1.52	5.81
4	19	291318	TONETTI Riccardo	ITA	5.05	5.05	8.46
5	33	202451	STRASSER Linus	GER	17.36		
6	9	193967	MUFFAT-JEANDET Victor	FRA	0.00	0.00	10.23
7	13	511513	CAVIEZEL Mauro	SUI	2.36	2.36	10.86
8	20	511983	AERNI Luca	SUI	5.81		
9	12	291459	PARIS Dominik	ITA	5.81		
10	29	501987	MONSEN Felix	SWE	24.95		

Best 5 FIS Points at Start

Rank	Bib	FIS Code	Name	NSA Code	FIS Points
6	9	193967	MUFFAT-JEANDET Victor	FRA	0.00
1	7	194364	PINTURAUULT Alexis	FRA	0.36
3	5	54320	SCHWARZ Marco	AUT	1.52
7	13	511513	CAVIEZEL Mauro	SUI	2.36
30	11	481327	TRIKHICHEV Pavel	RUS	3.52

TOTALS:

FIS Points of Best 5 at Start (B)	7.76	
FIS Points of Best at Finish in Top 10 (A)		9.29
Race Points of Corresponding Competitors (C)		35.36
Calculated Penalty (A+B-C):10 =>	-1.83	
Rounded	-1.83	
Category Adder	0.00	
Correction Value (Z)	0.00	
Calculated Penalty	-1.83	
Penalty Applied	0.00	



ARE 2019

FIS ALPINE WORLD SKI CHAMPIONSHIPS SWEDEN

SKISTAR

SKISTAR FIS ALPINE WORLD SKI CHAMPIONSHIPS 2019

LONGINES

Åre (SWE)



Men's Alpine Combined

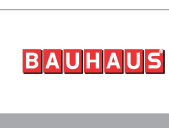
MON 11 FEB 2019

PERFORMANCE ANALYSIS BY RANK

Start Time : 16:00

Number of Competitors: 43 Number of NSA: 17

Rank	Bib	Name Ski	NSA Code	Positions			Partials		Difference		Speed					
				Pos	Time	Rank	Pos	Time	Rank	Time	Dist.(m)	Pos.	(km/h)	Rank		
1	7	PINTURAUULT Alexis Head	FRA	Run 1:			Int1:	15.63	(10)	11-12:	26.43	(31)	0.17	Sp1	114.30	(33)
				Int2:	42.06	(26)	12-13:	19.46	(22)	1.07	Sp2	127.72	(14)			
				Int3:	1:01.52	(24)	13-Fin:	7.27	(37)	1.24						
				Fin:	1:08.79	(24)				1.52	39.80	Avg:	94.25			
				Run 2:			Int1:	11.09	(1)	11-12:	13.75	(2)	0.01			
				Int2:	24.84	(2)	12-Fin:	14.08	(2)	0.12						
				Fin:	38.92	(2)										
				Total:			Int1:	1:19.88	(16)			0.00				
				Int2:	1:33.63	(2)				0.00						
				Fin:	1:47.71	(1)				0.00						
2	6	HADALIN Stefan Rossignol	SLO	Run 1:			Int1:	15.85	(35)	11-12:	26.12	(19)	0.39	Sp1	113.98	(36)
				Int2:	41.97	(24)	12-13:	19.71	(37)	0.98	Sp2	126.65	(32)			
				Int3:	1:01.68	(27)	13-Fin:	7.47	(49)	1.40						
				Fin:	1:09.15	(30)				1.88	48.96	Avg:	93.76			
				Run 2:			Int1:	11.12	(2)	11-12:	13.71	(1)	0.03			
				Int2:	24.83	(1)	12-Fin:	13.97	(1)							
				Fin:	38.80	(1)										
				Total:			Int1:	1:20.27	(24)			0.39				
				Int2:	1:33.98	(8)				0.35						
				Fin:	1:47.95	(2)				0.24						
3	5	SCHWARZ Marco Atomic	AUT	Run 1:			Int1:	15.76	(25)	11-12:	26.09	(17)	0.30	Sp1	114.83	(25)
				Int2:	41.85	(18)	12-13:	19.50	(25)	0.86	Sp2	125.72	(37)			
				Int3:	1:01.35	(20)	13-Fin:	7.17	(23)	1.07						
				Fin:	1:08.52	(21)				1.25	32.86	Avg:	94.62			
				Run 2:			Int1:	11.15	(3)	11-12:	14.01	(4)	0.06			
				Int2:	25.16	(4)	12-Fin:	14.49	(4)	0.33						
				Fin:	39.65	(4)				0.85						
				Total:			Int1:	1:19.67	(5)			-0.21				
				Int2:	1:33.68	(3)				0.05						
				Fin:	1:48.17	(3)				0.46						
4	19	TONETTI Riccardo Blizzard	ITA	Run 1:			Int1:	15.76	(25)	11-12:	26.08	(15)	0.30	Sp1	116.31	(13)
				Int2:	41.84	(17)	12-13:	19.40	(16)	0.85	Sp2	130.05	(3)			
				Int3:	1:01.24	(18)	13-Fin:	7.05	(10)	0.96						
				Fin:	1:08.29	(16)				1.02	26.90	Avg:	94.94			
				Run 2:			Int1:	11.42	(9)	11-12:	14.11	(8)	0.33			
				Int2:	25.53	(8)	12-Fin:	14.56	(6)	0.70						
				Fin:	40.09	(6)				1.29						
				Total:			Int1:	1:19.71	(7)			-0.17				
				Int2:	1:33.82	(4)				0.19						
				Fin:	1:48.38	(4)				0.67						



Åre (SWE)
PERFORMANCE ANALYSIS BY RANK

Number of Competitors: 43 Number of NSA: 17

Rank	Bib	Name Ski	NSA Code	Positions			Partials		Difference		Speed				
				Pos	Time	Rank	Pos	Time	Rank	Time	Dist.(m)	Pos.	(km/h)	Rank	
5	33	STRASSER Linus Rossignol	GER	Run 1:	Int1:	15.77	(27)	I1-I2:	26.30	(24)	0.31	44.90	Sp1	113.62	(40)
					Int2:	42.07	(27)	I2-I3:	19.63	(31)	1.08		Sp2	124.41	(44)
					Int3:	1:01.70	(28)	I3-Fin:	7.29	(40)	1.42		Avg:	93.98	
					Fin:	1:08.99	(29)			1.72					
				Run 2:	Int1:	11.36	(8)	I1-I2:	13.78	(3)	0.27				
					Int2:	25.14	(3)	I2-Fin:	14.38	(3)	0.31				
					Fin:	39.52	(3)			0.72					
				Total:	Int1:	1:20.35	(25)			0.47					
					Int2:	1:34.13	(10)			0.50					
					Fin:	1:48.51	(5)			0.80					
6	9	MUFFAT-JEANDET Victor Salomon	FRA	Run 1:	Int1:	15.73	(19)	I1-I2:	26.15	(22)	0.27	39.03	Sp1	115.42	(20)
					Int2:	41.88	(21)	I2-I3:	19.50	(25)	0.89		Sp2	126.48	(33)
					Int3:	1:01.38	(22)	I3-Fin:	7.38	(45)	1.10		Avg:	94.29	
					Fin:	1:08.76	(23)			1.49					
				Run 2:	Int1:	11.23	(4)	I1-I2:	14.02	(6)	0.14				
					Int2:	25.25	(5)	I2-Fin:	14.51	(5)	0.42				
					Fin:	39.76	(5)			0.96					
				Total:	Int1:	1:19.99	(19)			0.11					
					Int2:	1:34.01	(9)			0.38					
					Fin:	1:48.52	(6)			0.81					
7	13	CAVIEZEL Mauro Atomic	SUI	Run 1:	Int1:	15.60	(8)	I1-I2:	26.06	(13)	0.14	16.71	Sp1	116.09	(16)
					Int2:	41.66	(12)	I2-I3:	19.21	(5)	0.67		Sp2	126.85	(27)
					Int3:	1:00.87	(9)	I3-Fin:	7.03	(7)	0.59		Avg:	95.49	
					Fin:	1:07.90	(8)			0.63					
				Run 2:	Int1:	11.32	(6)	I1-I2:	14.26	(11)	0.23				
					Int2:	25.58	(9)	I2-Fin:	15.09	(12)	0.75				
					Fin:	40.67	(8)			1.87					
				Total:	Int1:	1:19.22	(2)			-0.66					
					Int2:	1:33.48	(1)			-0.15					
					Fin:	1:48.57	(7)			0.86					
8	20	AERNI Luca Salomon	SUI	Run 1:	Int1:	15.92	(45)	I1-I2:	25.89	(9)	0.46	32.34	Sp1	114.51	(30)
					Int2:	41.81	(16)	I2-I3:	19.54	(28)	0.82		Sp2	127.96	(10)
					Int3:	1:01.35	(20)	I3-Fin:	7.15	(20)	1.07		Avg:	94.65	
					Fin:	1:08.50	(20)			1.23					
				Run 2:	Int1:	11.28	(5)	I1-I2:	14.05	(7)	0.19				
					Int2:	25.33	(6)	I2-Fin:	14.90	(8)	0.50				
					Fin:	40.23	(7)			1.43					
				Total:	Int1:	1:19.78	(11)			-0.10					
					Int2:	1:33.83	(5)			0.20					
					Fin:	1:48.73	(8)			1.02					
9	12	PARIS Dominik Nordica	ITA	Run 1:	Int1:	15.46	(1)	I1-I2:	25.73	(4)	0.00	Sp1	116.59	(9)	
					Int2:	41.19	(2)	I2-I3:	19.09	(3)		0.20	Sp2	130.49	(2)
					Int3:	1:00.28	(1)	I3-Fin:	6.99	(3)		Avg:	96.38		
					Fin:	1:07.27	(1)								
				Run 2:	Int1:	11.80	(20)	I1-I2:	14.80	(34)		0.71			
					Int2:	26.60	(27)	I2-Fin:	15.35	(22)		1.77			
					Fin:	41.95	(26)			3.15					
				Total:	Int1:	1:19.07	(1)			-0.81					
					Int2:	1:33.87	(6)			0.24					
					Fin:	1:49.22	(9)			1.51					

Åre (SWE)
PERFORMANCE ANALYSIS BY RANK

Number of Competitors: 43 Number of NSA: 17

Rank	Bib	Name Ski	NSA Code	Positions			Partials		Difference		Speed				
				Pos	Time	Rank	Pos	Time	Rank	Time	Dist.(m)	Pos.	(km/h)	Rank	
10	29	MONSEN Felix Atomic	SWE	Run 1:	Int1:	15.77	(27)	I1-I2:	26.08	(15)	0.31	32.86	Sp1	113.93	(38)
					Int2:	41.85	(18)	I2-I3:	19.42	(18)	0.86		Sp2	127.40	(20)
					Int3:	1:01.27	(19)	I3-Fin:	7.25	(31)	0.99		Avg:	94.62	
					Fin:	1:08.52	(21)			1.25					
				Run 2:	Int1:	11.72	(17)	I1-I2:	14.27	(12)	0.63				
					Int2:	25.99	(12)	I2-Fin:	14.83	(7)	1.16				
					Fin:	40.82	(10)			2.02					
				Total:	Int1:	1:20.24	(23)			0.36					
					Int2:	1:34.51	(19)			0.88					
					Fin:	1:49.34	(10)			1.63					
11	8	BENNETT Bryce Fischer	USA	Run 1:	Int1:	15.84	(34)	I1-I2:	26.30	(24)	0.38	27.42	Sp1	112.79	(46)
					Int2:	42.14	(29)	I2-I3:	19.25	(8)	1.15		Sp2	127.89	(11)
					Int3:	1:01.39	(23)	I3-Fin:	6.92	(1)	1.11		Avg:	94.91	
					Fin:	1:08.31	(18)			1.04					
				Run 2:	Int1:	11.82	(22)	I1-I2:	14.35	(13)	0.73				
					Int2:	26.17	(15)	I2-Fin:	15.11	(14)	1.34				
					Fin:	41.28	(13)			2.48					
				Total:	Int1:	1:20.13	(22)			0.25					
					Int2:	1:34.48	(17)			0.85					
					Fin:	1:49.59	(11)			1.88					
12	34	DANKLMAIER Daniel Atomic	AUT	Run 1:	Int1:	15.74	(22)	I1-I2:	25.91	(10)	0.28	21.43	Sp1	116.78	(7)
					Int2:	41.65	(10)	I2-I3:	19.34	(11)	0.66		Sp2	124.57	(43)
					Int3:	1:00.99	(13)	I3-Fin:	7.09	(12)	0.71		Avg:	95.24	
					Fin:	1:08.08	(12)			0.81					
				Run 2:	Int1:	11.68	(14)	I1-I2:	14.57	(19)	0.59				
					Int2:	26.25	(18)	I2-Fin:	15.27	(18)	1.42				
					Fin:	41.52	(15)			2.72					
				Total:	Int1:	1:19.76	(10)			-0.12					
					Int2:	1:34.33	(12)			0.70					
					Fin:	1:49.60	(12)			1.89					
13	32	WINDINGSTAD Rasmus Rossignol	NOR	Run 1:	Int1:	15.82	(31)	I1-I2:	25.83	(8)	0.36	30.27	Sp1	114.62	(28)
					Int2:	41.65	(10)	I2-I3:	19.57	(29)	0.66		Sp2	126.74	(30)
					Int3:	1:01.22	(17)	I3-Fin:	7.20	(26)	0.94		Avg:	94.76	
					Fin:	1:08.42	(19)			1.15					
				Run 2:	Int1:	11.33	(7)	I1-I2:	14.12	(9)	0.24				
					Int2:	25.45	(7)	I2-Fin:	15.81	(37)	0.62				
					Fin:	41.26	(12)			2.46					
				Total:	Int1:	1:19.75	(9)			-0.13					
					Int2:	1:33.87	(6)			0.24					
					Fin:	1:49.68	(13)			1.97					
14	3	BAUMANN Romed Salomon	AUT	Run 1:	Int1:	15.52	(2)	I1-I2:	26.33	(28)	0.06	23.78	Sp1	117.23	(3)
					Int2:	41.85	(18)	I2-I3:	19.22	(6)	0.86		Sp2	127.43	(18)
					Int3:	1:01.07	(14)	I3-Fin:	7.10	(15)	0.79		Avg:	95.11	
					Fin:	1:08.17	(14)			0.90					
				Run 2:	Int1:	11.71	(16)	I1-I2:	14.77	(32)	0.62				
					Int2:	26.48	(24)	I2-Fin:	15.05	(11)	1.65				
					Fin:	41.53	(16)			2.73					
				Total:	Int1:	1:19.88	(16)			0.00					
					Int2:	1:34.65	(23)			1.02					
					Fin:	1:49.70	(14)			1.99					

Åre (SWE)
PERFORMANCE ANALYSIS BY RANK

Number of Competitors: 43 Number of NSA: 17

Rank	Bib	Name Ski	NSA Code	Positions			Partials		Difference		Speed				
				Pos	Time	Rank	Pos	Time	Rank	Time	Dist.(m)	Pos.	(km/h)	Rank	
15	26	ZABYSTRAN Jan Atomic	CZE	Run 1:	Int1:	15.82	(31)	11-12:	26.30	(24)	0.36		Sp1	112.77	(47)
					Int2:	42.12	(28)	12-13:	19.63	(31)	1.13		Sp2	126.69	(31)
					Int3:	1:01.75	(29)	13-Fin:	7.20	(26)	1.47				
					Fin:	1:08.95	(28)				1.68	43.88	Avg:	94.03	
				Run 2:	Int1:	11.66	(13)	11-12:	14.01	(4)	0.57				
					Int2:	25.67	(10)	12-Fin:	15.09	(12)	0.84				
					Fin:	40.76	(9)				1.96				
				Total:	Int1:	1:20.61	(27)				0.73				
					Int2:	1:34.62	(22)				0.99				
					Fin:	1:49.71	(15)				2.00				
16	44	SEJERSTED Adrian Smiseth Atomic	NOR	Run 1:	Int1:	15.64	(11)	11-12:	25.76	(6)	0.18		Sp1	114.84	(24)
					Int2:	41.40	(5)	12-13:	19.41	(17)	0.41		Sp2	125.53	(39)
					Int3:	1:00.81	(8)	13-Fin:	7.13	(19)	0.53				
					Fin:	1:07.94	(9)				0.67	17.76	Avg:	95.43	
				Run 2:	Int1:	11.85	(24)	11-12:	14.64	(22)	0.76				
					Int2:	26.49	(25)	12-Fin:	15.30	(19)	1.66				
					Fin:	41.79	(21)				2.99				
				Total:	Int1:	1:19.79	(12)				-0.09				
					Int2:	1:34.43	(15)				0.80				
					Fin:	1:49.73	(16)				2.02				
17	10	KRIECHMAYR Vincent Fischer	AUT	Run 1:	Int1:	15.52	(2)	11-12:	26.00	(12)	0.06		Sp1	116.79	(6)
					Int2:	41.52	(6)	12-13:	19.20	(4)	0.53		Sp2	129.31	(6)
					Int3:	1:00.72	(5)	13-Fin:	6.99	(3)	0.44				
					Fin:	1:07.71	(4)				0.44	11.70	Avg:	95.76	
				Run 2:	Int1:	12.08	(35)	11-12:	14.67	(24)	0.99				
					Int2:	26.75	(33)	12-Fin:	15.37	(23)	1.92				
					Fin:	42.12	(32)				3.32				
				Total:	Int1:	1:19.79	(12)				-0.09				
					Int2:	1:34.46	(16)				0.83				
					Fin:	1:49.83	(17)				2.12				
18	22	COCHRAN-SIEGLE Ryan Rossignol	USA	Run 1:	Int1:	15.64	(11)	11-12:	25.35	(1)	0.18		Sp1	116.77	(8)
					Int2:	40.99	(1)	12-13:	19.31	(10)	0.02		Sp2	129.92	(4)
					Int3:	1:00.30	(2)	13-Fin:	7.00	(5)	0.03				
					Fin:	1:07.30	(2)				0.03	0.80	Avg:	96.34	
				Run 2:	Int1:	12.03	(33)	11-12:	14.95	(38)	0.94				
					Int2:	26.98	(36)	12-Fin:	15.56	(30)	2.15				
					Fin:	42.54	(36)				3.74				
				Total:	Int1:	1:19.33	(3)				-0.55				
					Int2:	1:34.28	(11)				0.65				
					Fin:	1:49.84	(18)				2.13				
18	2	JANKA Carlo Rossignol	SUI	Run 1:	Int1:	15.56	(5)	11-12:	26.16	(23)	0.10		Sp1	114.79	(27)
					Int2:	41.72	(14)	12-13:	19.04	(1)	0.73		Sp2	130.84	(1)
					Int3:	1:00.76	(7)	13-Fin:	7.11	(16)	0.48				
					Fin:	1:07.87	(7)				0.60	15.92	Avg:	95.53	
				Run 2:	Int1:	11.84	(23)	11-12:	14.68	(26)	0.75				
					Int2:	26.52	(26)	12-Fin:	15.45	(25)	1.69				
					Fin:	41.97	(28)				3.17				
				Total:	Int1:	1:19.71	(7)				-0.17				
					Int2:	1:34.39	(14)				0.76				
					Fin:	1:49.84	(18)				2.13				

Åre (SWE)
PERFORMANCE ANALYSIS BY RANK

Number of Competitors: 43 Number of NSA: 17

Rank	Bib	Name Ski	NSA Code	Positions			Partials		Difference		Speed				
				Pos	Time	Rank	Pos	Time	Rank	Time	Dist.(m)	Pos.	(km/h)	Rank	
20	21	ROMAR Andreas Head	FIN	Run 1:	Int1:	15.65	(13)	11-12:	26.12	(19)	0.19	23.78	Sp1	116.09	(16)
				Int2:	41.77	(15)	12-13:	19.38	(15)	0.78	Sp2		129.28	(7)	
				Int3:	1:01.15	(16)	13-Fin:	7.02	(6)	0.87	Avg:		95.11		
				Fin:	1:08.17	(14)			0.90						
				Run 2:	Int1:	11.69	(15)	11-12:	14.67	(24)	0.60				
				Int2:	26.36	(20)	12-Fin:	15.38	(24)	1.53					
				Fin:	41.74	(19)			2.94						
				Total:	Int1:	1:19.86	(14)			-0.02					
				Int2:	1:34.53	(20)			0.90						
				Fin:	1:49.91	(20)			2.20						
21	35	KOELL Alexander Atomic	SWE	Run 1:	Int1:	15.72	(17)	11-12:	25.80	(7)	0.26	19.60	Sp1	115.91	(18)
				Int2:	41.52	(6)	12-13:	19.37	(13)	0.53	Sp2		127.56	(17)	
				Int3:	1:00.89	(10)	13-Fin:	7.12	(18)	0.61	Avg:		95.33		
				Fin:	1:08.01	(11)			0.74						
				Run 2:	Int1:	11.90	(28)	11-12:	14.57	(19)	0.81				
				Int2:	26.47	(23)	12-Fin:	15.45	(25)	1.64					
				Fin:	41.92	(25)			3.12						
				Total:	Int1:	1:19.91	(18)			0.03					
				Int2:	1:34.48	(17)			0.85						
				Fin:	1:49.93	(21)			2.22						
22	16	KILDE Aleksander Aamodt Head	NOR	Run 1:	Int1:	15.58	(6)	11-12:	26.09	(17)	0.12	10.12	Sp1	116.43	(10)
				Int2:	41.67	(13)	12-13:	19.05	(2)	0.68	Sp2		128.70	(8)	
				Int3:	1:00.72	(5)	13-Fin:	6.93	(2)	0.44	Avg:		95.84		
				Fin:	1:07.65	(3)			0.38						
				Run 2:	Int1:	11.90	(28)	11-12:	14.78	(33)	0.81				
				Int2:	26.68	(31)	12-Fin:	15.66	(34)	1.85					
				Fin:	42.34	(34)			3.54						
				Total:	Int1:	1:19.55	(4)			-0.33					
				Int2:	1:34.33	(12)			0.70						
				Fin:	1:49.99	(22)			2.28						
23	14	HINTERMANN Niels Atomic	SUI	Run 1:	Int1:	15.89	(40)	11-12:	25.67	(3)	0.43	23.52	Sp1	115.13	(22)
				Int2:	41.56	(8)	12-13:	19.37	(13)	0.57	Sp2		127.64	(15)	
				Int3:	1:00.93	(11)	13-Fin:	7.23	(29)	0.65	Avg:		95.12		
				Fin:	1:08.16	(13)			0.89						
				Run 2:	Int1:	11.90	(28)	11-12:	14.72	(28)	0.81				
				Int2:	26.62	(29)	12-Fin:	15.23	(16)	1.79					
				Fin:	41.85	(23)			3.05						
				Total:	Int1:	1:20.06	(20)			0.18					
				Int2:	1:34.78	(25)			1.15						
				Fin:	1:50.01	(23)			2.30						
24	4	KOSI Klemen Atomic	SLO	Run 1:	Int1:	15.58	(6)	11-12:	26.31	(27)	0.12	27.16	Sp1	118.00	(1)
				Int2:	41.89	(22)	12-13:	19.23	(7)	0.90	Sp2		126.24	(34)	
				Int3:	1:01.12	(15)	13-Fin:	7.18	(24)	0.84	Avg:		94.93		
				Fin:	1:08.30	(17)			1.03						
				Run 2:	Int1:	11.81	(21)	11-12:	14.65	(23)	0.72				
				Int2:	26.46	(22)	12-Fin:	15.34	(20)	1.63					
				Fin:	41.80	(22)			3.00						
				Total:	Int1:	1:20.11	(21)			0.23					
				Int2:	1:34.76	(24)			1.13						
				Fin:	1:50.10	(24)			2.39						

Åre (SWE)
PERFORMANCE ANALYSIS BY RANK

Number of Competitors: 43 Number of NSA: 17

Rank	Bib	Name Ski	NSA Code	Positions			Partials		Difference		Speed				
				Pos	Time	Rank	Pos	Time	Rank	Time	Dist.(m)	Pos.	(km/h)	Rank	
25	27	MUZATON Maxence Rossignol	FRA	Run 1:	Int1:	15.61	(9)	11-12:	25.99	(11)	0.15	19.07	Sp1	116.33	(11)
				Int2:	41.60	(9)	12-13:	19.35	(12)	0.61	Sp2		129.57	(5)	
				Int3:	1:00.95	(12)	13-Fin:	7.04	(9)	0.67	Avg:		95.36		
				Fin:	1:07.99	(10)				0.72					
				Run 2:	Int1:	11.88	(26)	11-12:	14.74	(29)	0.79				
				Int2:	26.62	(29)	12-Fin:	15.53	(29)	1.79					
				Fin:	42.15	(33)				3.35					
				Total:	Int1:	1:19.87	(15)				-0.01				
				Int2:	1:34.61	(21)				0.98					
				Fin:	1:50.14	(25)				2.43					
26	28	SIMONET Sandro Rossignol	SUI	Run 1:	Int1:	15.73	(19)	11-12:	26.87	(39)	0.27	49.98	Sp1	117.75	(2)
				Int2:	42.60	(36)	12-13:	19.52	(27)	1.61	Sp2		126.80	(28)	
				Int3:	1:02.12	(36)	13-Fin:	7.07	(11)	1.84	Avg:		93.71		
				Fin:	1:09.19	(31)				1.92					
				Run 2:	Int1:	11.64	(11)	11-12:	14.41	(16)	0.55				
				Int2:	26.05	(13)	12-Fin:	14.99	(9)	1.22					
				Fin:	41.04	(11)				2.24					
				Total:	Int1:	1:20.83	(29)				0.95				
				Int2:	1:35.24	(28)				1.61					
				Fin:	1:50.23	(26)				2.52					
27	30	CASSE Mattia Head	ITA	Run 1:	Int1:	15.54	(4)	11-12:	25.73	(4)	0.08	13.82	Sp1	116.32	(12)
				Int2:	41.27	(4)	12-13:	19.43	(20)	0.28	Sp2		127.80	(12)	
				Int3:	1:00.70	(4)	13-Fin:	7.09	(12)	0.42	Avg:		95.64		
				Fin:	1:07.79	(6)				0.52					
				Run 2:	Int1:	11.89	(27)	11-12:	15.29	(40)	0.80				
				Int2:	27.18	(38)	12-Fin:	15.60	(31)	2.35					
				Fin:	42.78	(37)				3.98					
				Total:	Int1:	1:19.68	(6)				-0.20				
				Int2:	1:34.97	(27)				1.34					
				Fin:	1:50.57	(27)				2.86					
28	36	KUZNETSOV Ivan Atomic	RUS	Run 1:	Int1:	15.89	(40)	11-12:	26.12	(19)	0.43	42.61	Sp1	114.38	(32)
				Int2:	42.01	(25)	12-13:	19.58	(30)	1.02	Sp2		127.58	(16)	
				Int3:	1:01.59	(25)	13-Fin:	7.31	(42)	1.31	Avg:		94.10		
				Fin:	1:08.90	(27)				1.63					
				Run 2:	Int1:	11.90	(28)	11-12:	14.87	(36)	0.81				
				Int2:	26.77	(34)	12-Fin:	15.01	(10)	1.94					
				Fin:	41.78	(20)				2.98					
				Total:	Int1:	1:20.80	(28)				0.92				
				Int2:	1:35.67	(32)				2.04					
				Fin:	1:50.68	(28)				2.97					
29	40	READ Jeffrey Atomic	CAN	Run 1:	Int1:	15.88	(37)	11-12:	26.06	(13)	0.42	40.05	Sp1	114.99	(23)
				Int2:	41.94	(23)	12-13:	19.68	(34)	0.95	Sp2		127.13	(23)	
				Int3:	1:01.62	(26)	13-Fin:	7.18	(24)	1.34	Avg:		94.24		
				Fin:	1:08.80	(25)				1.53					
				Run 2:	Int1:	11.57	(10)	11-12:	14.58	(21)	0.48				
				Int2:	26.15	(14)	12-Fin:	15.81	(37)	1.32					
				Fin:	41.96	(27)				3.16					
				Total:	Int1:	1:20.37	(26)				0.49				
				Int2:	1:34.95	(26)				1.32					
				Fin:	1:50.76	(29)				3.05					

Åre (SWE)


Men's Alpine Combined

MON 11 FEB 2019

PERFORMANCE ANALYSIS BY RANK

Start Time : 16:00

Number of Competitors: 43 Number of NSA: 17

Rank	Bib	Name Ski	NSA Code	Positions			Partials		Difference		Speed			
				Pos	Time	Rank	Pos	Time	Rank	Time	Dist.(m)	Pos.	(km/h)	Rank
30	48	SUNDIN Olle Head	SWE	Run 1:	Int1:	15.88	(37)	11-12:	26.40	(30)	0.42	52.25	Avg:	93.59
					Int2:	42.28	(32)	12-13:	19.75	(39)	1.29			
					Int3:	1:02.03	(32)	13-Fin:	7.25	(31)	1.75			
					Fin:	1:09.28	(33)				2.01			
				Run 2:	Int1:	11.73	(18)	11-12:	14.24	(10)	0.64			
					Int2:	25.97	(11)	12-Fin:	15.63	(32)	1.14			
					Fin:	41.60	(17)				2.80			
				Total:	Int1:	1:21.01	(30)				1.13			
					Int2:	1:35.25	(29)				1.62			
					Fin:	1:50.88	(30)				3.17			
30	11	TRIKHICHEV Pavel Rossignol	RUS	Run 1:	Int1:	15.80	(29)	11-12:	27.11	(47)	0.34	56.53	Avg:	93.36
					Int2:	42.91	(46)	12-13:	19.45	(21)	1.92			
					Int3:	1:02.36	(39)	13-Fin:	7.09	(12)	2.08			
					Fin:	1:09.45	(38)				2.18			
				Run 2:	Int1:	11.78	(19)	11-12:	14.41	(16)	0.69			
					Int2:	26.19	(16)	12-Fin:	15.24	(17)	1.36			
					Fin:	41.43	(14)				2.63			
				Total:	Int1:	1:21.23	(32)				1.35			
					Int2:	1:35.64	(31)				2.01			
					Fin:	1:50.88	(30)				3.17			
32	1	MERMILLOD BLONDIN Thomas Rossignol	FRA	Run 1:	Int1:	15.67	(15)	11-12:	27.27	(48)	0.21	55.02	Avg:	93.44
					Int2:	42.94	(47)	12-13:	19.30	(9)	1.95			
					Int3:	1:02.24	(38)	13-Fin:	7.15	(20)	1.96			
					Fin:	1:09.39	(36)				2.12			
				Run 2:	Int1:	11.91	(32)	11-12:	14.44	(18)	0.82			
					Int2:	26.35	(19)	12-Fin:	15.50	(28)	1.52			
					Fin:	41.85	(23)				3.05			
				Total:	Int1:	1:21.30	(33)				1.42			
					Int2:	1:35.74	(33)				2.11			
					Fin:	1:51.24	(32)				3.53			
33	31	HROBAT Miha Atomic	SLO	Run 1:	Int1:	15.74	(22)	11-12:	26.89	(41)	0.28	53.26	Avg:	93.53
					Int2:	42.63	(37)	12-13:	19.47	(23)	1.64			
					Int3:	1:02.10	(33)	13-Fin:	7.22	(28)	1.82			
					Fin:	1:09.32	(34)				2.05			
				Run 2:	Int1:	11.86	(25)	11-12:	14.36	(14)	0.77			
					Int2:	26.22	(17)	12-Fin:	15.83	(39)	1.39			
					Fin:	42.05	(30)				3.25			
				Total:	Int1:	1:21.18	(31)				1.30			
					Int2:	1:35.54	(30)				1.91			
					Fin:	1:51.37	(33)				3.66			
34	25	FOSS-SOLEVAAG Sebastian Voelkl	NOR	Run 1:	Int1:	15.94	(46)	11-12:	26.54	(32)	0.48	56.53	Avg:	93.36
					Int2:	42.48	(35)	12-13:	19.71	(37)	1.49			
					Int3:	1:02.19	(37)	13-Fin:	7.26	(34)	1.91			
					Fin:	1:09.45	(38)				2.18			
				Run 2:	Int1:	12.13	(36)	11-12:	14.75	(30)	1.04			
					Int2:	26.88	(35)	12-Fin:	15.14	(15)	2.05			
					Fin:	42.02	(29)				3.22			
				Total:	Int1:	1:21.58	(36)				1.70			
					Int2:	1:36.33	(36)				2.70			
					Fin:	1:51.47	(34)				3.76			

Åre (SWE)
PERFORMANCE ANALYSIS BY RANK

Number of Competitors: 43 Number of NSA: 17

Rank	Bib	Name Ski	NSA Code	Positions			Partials		Difference		Speed				
				Pos	Time	Rank	Pos	Time	Rank	Time	Dist.(m)	Pos.	(km/h)	Rank	
35	41	SCHWAIGER Dominik Head	GER	Run 1:	Int1:	15.75	(24)	11-12:	26.39	(29)	0.29		Sp1	114.80	(26)
					Int2:	42.14	(29)	12-13:	19.78	(40)	1.15		Sp2	126.88	(26)
					Int3:	1:01.92	(31)	13-Fin:	7.33	(43)	1.64				
					Fin:	1:09.25	(32)				1.98	51.49	Avg:	93.63	
				Run 2:	Int1:	12.05	(34)	11-12:	14.69	(27)	0.96				
					Int2:	26.74	(32)	12-Fin:	15.64	(33)	1.91				
					Fin:	42.38	(35)				3.58				
				Total:	Int1:	1:21.30	(33)				1.42				
					Int2:	1:35.99	(34)				2.36				
					Fin:	1:51.63	(35)				3.92				
36	23	BERNDT Ondrej Atomic	CZE	Run 1:	Int1:	15.91	(43)	11-12:	26.90	(42)	0.45		Sp1	114.46	(31)
					Int2:	42.81	(44)	12-13:	19.83	(43)	1.82		Sp2	127.41	(19)
					Int3:	1:02.64	(43)	13-Fin:	7.37	(44)	2.36				
					Fin:	1:10.01	(44)				2.74	70.49	Avg:	92.61	
				Run 2:	Int1:	12.21	(38)	11-12:	14.39	(15)	1.12				
					Int2:	26.60	(27)	12-Fin:	15.48	(27)	1.77				
					Fin:	42.08	(31)				3.28				
				Total:	Int1:	1:22.22	(37)				2.34				
					Int2:	1:36.61	(37)				2.98				
					Fin:	1:52.09	(36)				4.38				
37	42	SEGER Brodie Atomic	CAN	Run 1:	Int1:	15.87	(36)	11-12:	26.60	(34)	0.41		Sp1	114.55	(29)
					Int2:	42.47	(34)	12-13:	19.63	(31)	1.48		Sp2	126.80	(28)
					Int3:	1:02.10	(33)	13-Fin:	7.23	(29)	1.82				
					Fin:	1:09.33	(35)				2.06	53.51	Avg:	93.52	
				Run 2:	Int1:	12.16	(37)	11-12:	14.83	(35)	1.07				
					Int2:	26.99	(37)	12-Fin:	16.09	(40)	2.16				
					Fin:	43.08	(39)				4.28				
				Total:	Int1:	1:21.49	(35)				1.61				
					Int2:	1:36.32	(35)				2.69				
					Fin:	1:52.41	(37)				4.70				
38	47	MONSEN Zack Atomic	SWE	Run 1:	Int1:	15.79	(29)	11-12:	26.93	(43)	0.33		Sp1	113.97	(37)
					Int2:	42.72	(40)	12-13:	19.95	(45)	1.73		Sp2	124.66	(42)
					Int3:	1:02.67	(45)	13-Fin:	7.38	(45)	2.39				
					Fin:	1:10.05	(45)				2.78	71.47	Avg:	92.56	
				Run 2:	Int1:	12.27	(39)	11-12:	14.99	(39)	1.18				
					Int2:	27.26	(39)	12-Fin:	15.69	(35)	2.43				
					Fin:	42.95	(38)				4.15				
				Total:	Int1:	1:22.32	(38)				2.44				
					Int2:	1:37.31	(38)				3.68				
					Fin:	1:53.00	(38)				5.29				
39	38	ZRNCIC DIM Natko Atomic	CRO	Run 1:	Int1:	15.88	(37)	11-12:	26.88	(40)	0.42		Sp1	114.13	(34)
					Int2:	42.76	(41)	12-13:	19.96	(46)	1.77		Sp2	125.60	(38)
					Int3:	1:02.72	(46)	13-Fin:	7.26	(34)	2.44				
					Fin:	1:09.98	(43)				2.71	69.74	Avg:	92.65	
				Run 2:	Int1:	12.52	(41)	11-12:	14.93	(37)	1.43				
					Int2:	27.45	(40)	12-Fin:	15.75	(36)	2.62				
					Fin:	43.20	(40)				4.40				
				Total:	Int1:	1:22.50	(39)				2.62				
					Int2:	1:37.43	(39)				3.80				
					Fin:	1:53.18	(39)				5.47				

Åre (SWE)


Men's Alpine Combined

MON 11 FEB 2019

PERFORMANCE ANALYSIS BY RANK

Start Time : 16:00

Number of Competitors: 43 Number of NSA: 17

Rank	Bib	Name Ski	NSA Code	Positions			Partials		Difference		Speed								
				Pos	Time	Rank	Pos	Time	Rank	Time	Dist.(m)	Pos.	(km/h)	Rank					
40	18	ZUBCIC Filip Atomic	CRO	Run 1:	Int1:	15.95	(47)	11-12:	26.82	(38)	0.49		Sp1	113.44	(43)				
					Int2:	42.77	(42)	12-13:	21.65	(53)	1.78		Sp2	120.58	(50)				
					Int3:	1:04.42	(51)	13-Fin:	7.28	(39)	4.14								
					Fin:	1:11.70	(49)				4.43	111.28	Avg:	90.43					
				Run 2:	Int1:	11.64	(11)	11-12:	14.75	(30)	0.55								
					Int2:	26.39	(21)	12-Fin:	15.34	(20)	1.56								
					Fin:	41.73	(18)				2.93								
				Total:	Int1:	1:23.34	(41)				3.46								
					Int2:	1:38.09	(40)				4.46								
					Fin:	1:53.43	(40)				5.72								
				41	51	BREITFUSS KAMMERLANDER Voelkl	BOL	Run 1:	Int1:	15.91	(43)	11-12:	26.77	(36)	0.45		Sp1	113.51	(42)
									Int2:	42.68	(38)	12-13:	19.96	(46)	1.69		Sp2	119.41	(51)
									Int3:	1:02.64	(43)	13-Fin:	7.45	(48)	2.36				
	Fin:	1:10.09	(46)								2.82	72.46	Avg:	92.50					
Run 2:	Int1:	12.46	(40)					11-12:	15.83	(43)	1.37								
	Int2:	28.29	(42)					12-Fin:	16.41	(41)	3.46								
	Fin:	44.70	(42)								5.90								
Total:	Int1:	1:22.55	(40)								2.67								
	Int2:	1:38.38	(41)								4.75								
	Fin:	1:54.79	(41)								7.08								
42	53	DANILOCHKIN Yuri Atomic	BLR					Run 1:	Int1:	16.10	(49)	11-12:	27.27	(48)	0.64		Sp1	112.54	(48)
									Int2:	43.37	(49)	12-13:	20.25	(49)	2.38		Sp2	121.87	(47)
									Int3:	1:03.62	(48)	13-Fin:	7.38	(45)	3.34				
					Fin:	1:11.00	(48)				3.73	94.62	Avg:	91.32					
				Run 2:	Int1:	12.65	(43)	11-12:	15.69	(42)	1.56								
					Int2:	28.34	(43)	12-Fin:	16.86	(43)	3.51								
					Fin:	45.20	(43)				6.40								
				Total:	Int1:	1:23.65	(42)				3.77								
					Int2:	1:39.34	(42)				5.71								
					Fin:	1:56.20	(42)				8.49								
				43	54	OPMANIS Elvis	LAT	Run 1:	Int1:	16.22	(52)	11-12:	28.27	(53)	0.76		Sp1	110.52	(50)
									Int2:	44.49	(53)	12-13:	20.67	(52)	3.50		Sp2	121.12	(49)
									Int3:	1:05.16	(53)	13-Fin:	7.58	(51)	4.88				
	Fin:	1:12.74	(53)								5.47	135.43	Avg:	89.13					
Run 2:	Int1:	12.55	(42)					11-12:	15.43	(41)	1.46								
	Int2:	27.98	(41)					12-Fin:	16.51	(42)	3.15								
	Fin:	44.49	(41)								5.69								
Total:	Int1:	1:25.29	(43)								5.41								
	Int2:	1:40.72	(43)								7.09								
	Fin:	1:57.23	(43)								9.52								

Intermediate Time Positions : Int. 1 = Inter1 Int. 2 = Inter2

Legend:	Fin	Finish	Int	Intermediate	Pos.	Intermediate or speed position
----------------	-----	--------	-----	--------------	------	--------------------------------





ARE 2019

FIS ALPINE WORLD SKI CHAMPIONSHIPS SWEDEN

SKISTAR

SKISTAR FIS ALPINE WORLD SKI CHAMPIONSHIPS 2019

LONGINES

Åre (SWE)



Men's Alpine Combined

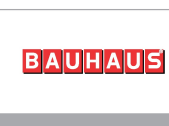
MON 11 FEB 2019

Start Time : 16:00

PERFORMANCE ANALYSIS BY BIB

Number of Competitors: 56 Number of NSA: 24

Bib	Name Ski	NSA Code	Positions			Partials		Difference		Speed							
			Pos	Time	Rank	Pos	Time	Rank	Time	Dist.(m)	Pos.	(km/h)	Rank				
1	MERMILLOD BLONDIN Thomas Rossignol	FRA	Run 1:	Int1:	15.67	(15)	11-12:	27.27	(48)	0.21		Sp1	117.11	(4)			
				Int2:	42.94	(47)	12-13:	19.30	(9)	1.95		Sp2	128.66	(9)			
				Int3:	1:02.24	(38)	13-Fin:	7.15	(20)	1.96							
				Fin:	1:09.39	(36)				2.12	55.02	Avg:	93.44				
			Run 2:	Int1:	11.91	(34)	11-12:	14.44	(18)	0.82							
				Int2:	26.35	(19)	12-Fin:	15.50	(28)	1.52							
				Fin:	41.85	(23)				3.05							
			Total:	Int1:	1:21.30	(35)				1.42							
				Int2:	1:35.74	(33)				2.11							
				Fin:	1:51.24	(32)				3.53							
			2	JANKA Carlo Rossignol	SUI	Run 1:	Int1:	15.56	(5)	11-12:	26.16	(23)	0.10		Sp1	114.79	(27)
							Int2:	41.72	(14)	12-13:	19.04	(1)	0.73		Sp2	130.84	(1)
							Int3:	1:00.76	(7)	13-Fin:	7.11	(16)	0.48				
	Fin:	1:07.87				(7)				0.60	15.92	Avg:	95.53				
Run 2:	Int1:	11.84				(25)	11-12:	14.68	(26)	0.75							
	Int2:	26.52				(26)	12-Fin:	15.45	(25)	1.69							
	Fin:	41.97				(28)				3.17							
Total:	Int1:	1:19.71				(8)				-0.17							
	Int2:	1:34.39				(14)				0.76							
	Fin:	1:49.84				(18)				2.13							
3	BAUMANN Romed Salomon	AUT				Run 1:	Int1:	15.52	(2)	11-12:	26.33	(28)	0.06		Sp1	117.23	(3)
							Int2:	41.85	(18)	12-13:	19.22	(6)	0.86		Sp2	127.43	(18)
							Int3:	1:01.07	(14)	13-Fin:	7.10	(15)	0.79				
				Fin:	1:08.17	(14)				0.90	23.78	Avg:	95.11				
			Run 2:	Int1:	11.71	(18)	11-12:	14.77	(32)	0.62							
				Int2:	26.48	(24)	12-Fin:	15.05	(11)	1.65							
				Fin:	41.53	(16)				2.73							
			Total:	Int1:	1:19.88	(17)				0.00							
				Int2:	1:34.65	(23)				1.02							
				Fin:	1:49.70	(14)				1.99							
			4	KOSI Klemen Atomic	SLO	Run 1:	Int1:	15.58	(6)	11-12:	26.31	(27)	0.12		Sp1	118.00	(1)
							Int2:	41.89	(22)	12-13:	19.23	(7)	0.90		Sp2	126.24	(34)
							Int3:	1:01.12	(15)	13-Fin:	7.18	(24)	0.84				
	Fin:	1:08.30				(17)				1.03	27.16	Avg:	94.93				
Run 2:	Int1:	11.81				(23)	11-12:	14.65	(23)	0.72							
	Int2:	26.46				(22)	12-Fin:	15.34	(20)	1.63							
	Fin:	41.80				(22)				3.00							
Total:	Int1:	1:20.11				(22)				0.23							
	Int2:	1:34.76				(24)				1.13							
	Fin:	1:50.10				(24)				2.39							



Åre (SWE)
PERFORMANCE ANALYSIS BY BIB

Number of Competitors: 56 Number of NSA: 24

Bib	Name Ski	NSA Code	Positions			Partials		Difference		Speed				
			Pos	Time	Rank	Pos	Time	Rank	Time	Dist.(m)	Pos.	(km/h)	Rank	
5	SCHWARZ Marco Atomic	AUT	Run 1:	Int1:	15.76	(25)	11-12:	26.09	(17)	0.30		Sp1	114.83	(25)
				Int2:	41.85	(18)	12-13:	19.50	(25)	0.86		Sp2	125.72	(37)
				Int3:	1:01.35	(20)	13-Fin:	7.17	(23)	1.07				
				Fin:	1:08.52	(21)				1.25	32.86	Avg:	94.62	
			Run 2:	Int1:	11.15	(3)	11-12:	14.01	(4)	0.06				
				Int2:	25.16	(4)	12-Fin:	14.49	(4)	0.33				
				Fin:	39.65	(4)				0.85				
			Total:	Int1:	1:19.67	(6)				-0.21				
				Int2:	1:33.68	(3)				0.05				
				Fin:	1:48.17	(3)				0.46				
6	HADALIN Stefan Rossignol	SLO	Run 1:	Int1:	15.85	(37)	11-12:	26.12	(19)	0.39		Sp1	113.98	(37)
				Int2:	41.97	(24)	12-13:	19.71	(37)	0.98		Sp2	126.65	(32)
				Int3:	1:01.68	(27)	13-Fin:	7.47	(49)	1.40				
				Fin:	1:09.15	(30)				1.88	48.96	Avg:	93.76	
			Run 2:	Int1:	11.12	(2)	11-12:	13.71	(1)	0.03				
				Int2:	24.83	(1)	12-Fin:	13.97	(1)					
				Fin:	38.80	(1)								
			Total:	Int1:	1:20.27	(25)				0.39				
				Int2:	1:33.98	(8)				0.35				
				Fin:	1:47.95	(2)				0.24				
7	PINTURALT Alexis Head	FRA	Run 1:	Int1:	15.63	(10)	11-12:	26.43	(31)	0.17		Sp1	114.30	(34)
				Int2:	42.06	(26)	12-13:	19.46	(22)	1.07		Sp2	127.72	(14)
				Int3:	1:01.52	(24)	13-Fin:	7.27	(37)	1.24				
				Fin:	1:08.79	(24)				1.52	39.80	Avg:	94.25	
			Run 2:	Int1:	11.09	(1)	11-12:	13.75	(2)	0.01				
				Int2:	24.84	(2)	12-Fin:	14.08	(2)	0.12				
				Fin:	38.92	(2)								
			Total:	Int1:	1:19.88	(17)				0.00				
				Int2:	1:33.63	(2)				0.00				
				Fin:	1:47.71	(1)				0.00				
8	BENNETT Bryce Fischer	USA	Run 1:	Int1:	15.84	(36)	11-12:	26.30	(24)	0.38		Sp1	112.79	(47)
				Int2:	42.14	(29)	12-13:	19.25	(8)	1.15		Sp2	127.89	(11)
				Int3:	1:01.39	(23)	13-Fin:	6.92	(1)	1.11				
				Fin:	1:08.31	(18)				1.04	27.42	Avg:	94.91	
			Run 2:	Int1:	11.82	(24)	11-12:	14.35	(13)	0.73				
				Int2:	26.17	(15)	12-Fin:	15.11	(14)	1.34				
				Fin:	41.28	(13)				2.48				
			Total:	Int1:	1:20.13	(23)				0.25				
				Int2:	1:34.48	(17)				0.85				
				Fin:	1:49.59	(11)				1.88				
9	MUFFAT-JEANDET Victor Salomon	FRA	Run 1:	Int1:	15.73	(19)	11-12:	26.15	(22)	0.27		Sp1	115.42	(20)
				Int2:	41.88	(21)	12-13:	19.50	(25)	0.89		Sp2	126.48	(33)
				Int3:	1:01.38	(22)	13-Fin:	7.38	(45)	1.10				
				Fin:	1:08.76	(23)				1.49	39.03	Avg:	94.29	
			Run 2:	Int1:	11.23	(4)	11-12:	14.02	(6)	0.14				
				Int2:	25.25	(5)	12-Fin:	14.51	(5)	0.42				
				Fin:	39.76	(5)				0.96				
			Total:	Int1:	1:19.99	(20)				0.11				
				Int2:	1:34.01	(9)				0.38				
				Fin:	1:48.52	(6)				0.81				

Åre (SWE)
PERFORMANCE ANALYSIS BY BIB

Number of Competitors: 56 Number of NSA: 24

Bib	Name Ski	NSA Code	Positions			Partials		Difference		Speed					
			Pos	Time	Rank	Pos	Time	Rank	Time	Dist.(m)	Pos.	(km/h)	Rank		
10	KRIECHMAYR Vincent Fischer	AUT	Run 1:	Int1:	15.52	(2)	11-12:	26.00	(12)	0.06		Sp1	116.79	(6)	
				Int2:	41.52	(6)	12-13:	19.20	(4)	0.53		Sp2	129.31	(6)	
				Int3:	1:00.72	(5)	13-Fin:	6.99	(3)	0.44					
				Fin:	1:07.71	(4)				0.44	11.70	Avg:	95.76		
			Run 2:	Int1:	12.08	(37)	11-12:	14.67	(24)	0.99					
				Int2:	26.75	(33)	12-Fin:	15.37	(23)	1.92					
				Fin:	42.12	(32)				3.32					
			Total:	Int1:	1:19.79	(13)				-0.09					
				Int2:	1:34.46	(16)				0.83					
				Fin:	1:49.83	(17)				2.12					
11	TRIKHICHEV Pavel Rossignol	RUS	Run 1:	Int1:	15.80	(30)	11-12:	27.11	(47)	0.34		Sp1	116.88	(5)	
				Int2:	42.91	(46)	12-13:	19.45	(21)	1.92		Sp2	127.37	(21)	
				Int3:	1:02.36	(39)	13-Fin:	7.09	(12)	2.08					
				Fin:	1:09.45	(38)				2.18	56.53	Avg:	93.36		
			Run 2:	Int1:	11.78	(21)	11-12:	14.41	(16)	0.69					
				Int2:	26.19	(16)	12-Fin:	15.24	(17)	1.36					
				Fin:	41.43	(14)				2.63					
			Total:	Int1:	1:21.23	(34)				1.35					
				Int2:	1:35.64	(31)				2.01					
				Fin:	1:50.88	(30)				3.17					
12	PARIS Dominik Nordica	ITA	Run 1:	Int1:	15.46	(1)	11-12:	25.73	(4)			Sp1	116.59	(9)	
				Int2:	41.19	(2)	12-13:	19.09	(3)	0.20		Sp2	130.49	(2)	
				Int3:	1:00.28	(1)	13-Fin:	6.99	(3)						
				Fin:	1:07.27	(1)					0.00	Avg:	96.38		
			Run 2:	Int1:	11.80	(22)	11-12:	14.80	(34)	0.71					
				Int2:	26.60	(27)	12-Fin:	15.35	(22)	1.77					
				Fin:	41.95	(26)				3.15					
			Total:	Int1:	1:19.07	(1)				-0.81					
				Int2:	1:33.87	(6)				0.24					
				Fin:	1:49.22	(9)				1.51					
13	CAVIEZEL Mauro Atomic	SUI	Run 1:	Int1:	15.60	(8)	11-12:	26.06	(13)	0.14		Sp1	116.09	(16)	
				Int2:	41.66	(12)	12-13:	19.21	(5)	0.67		Sp2	126.85	(27)	
				Int3:	1:00.87	(9)	13-Fin:	7.03	(7)	0.59					
				Fin:	1:07.90	(8)				0.63	16.71	Avg:	95.49		
			Run 2:	Int1:	11.32	(6)	11-12:	14.26	(11)	0.23					
				Int2:	25.58	(9)	12-Fin:	15.09	(12)	0.75					
				Fin:	40.67	(8)				1.87					
			Total:	Int1:	1:19.22	(2)				-0.66					
				Int2:	1:33.48	(1)				-0.15					
				Fin:	1:48.57	(7)				0.86					
14	HINTERMANN Niels Atomic	SUI	Run 1:	Int1:	15.89	(42)	11-12:	25.67	(3)	0.43		Sp1	115.13	(22)	
				Int2:	41.56	(8)	12-13:	19.37	(13)	0.57		Sp2	127.64	(15)	
				Int3:	1:00.93	(11)	13-Fin:	7.23	(29)	0.65					
				Fin:	1:08.16	(13)				0.89	23.52	Avg:	95.12		
			Run 2:	Int1:	11.90	(30)	11-12:	14.72	(28)	0.81					
				Int2:	26.62	(29)	12-Fin:	15.23	(16)	1.79					
				Fin:	41.85	(23)				3.05					
			Total:	Int1:	1:20.06	(21)				0.18					
				Int2:	1:34.78	(25)				1.15					
				Fin:	1:50.01	(23)				2.30					

Åre (SWE)
PERFORMANCE ANALYSIS BY BIB

Number of Competitors: 56 Number of NSA: 24

Bib	Name Ski	NSA Code	Positions			Partials		Difference		Speed				
			Pos	Time	Rank	Pos	Time	Rank	Time	Dist.(m)	Pos.	(km/h)	Rank	
15	LIGETY Ted Head	USA	Run 1:	Int1:	15.73	(19)	11-12:	27.06	(45)	0.27		Sp1	115.82	(19)
				Int2:	42.79	(43)	12-13:	19.78	(40)	1.80		Sp2	126.16	(35)
				Int3:	1:02.57	(42)	13-Fin:	7.27	(37)	2.29				
				Fin:	1:09.84	(42)				2.57		Avg:		
			Run 2:	Int1:			11-12:							
				Int2:			12-Fin:							
				Fin:	DNS									
			Total:	Int1:										
				Int2:										
				Fin:										
16	KILDE Aleksander Aamodt Head	NOR	Run 1:	Int1:	15.58	(6)	11-12:	26.09	(17)	0.12		Sp1	116.43	(10)
				Int2:	41.67	(13)	12-13:	19.05	(2)	0.68		Sp2	128.70	(8)
				Int3:	1:00.72	(5)	13-Fin:	6.93	(2)	0.44				
				Fin:	1:07.65	(3)				0.38	10.12	Avg:	95.84	
			Run 2:	Int1:	11.90	(30)	11-12:	14.78	(33)	0.81				
				Int2:	26.68	(31)	12-Fin:	15.66	(34)	1.85				
				Fin:	42.34	(34)				3.54				
			Total:	Int1:	1:19.55	(5)				-0.33				
				Int2:	1:34.33	(12)				0.70				
				Fin:	1:49.99	(22)				2.28				
17	INNERHOFER Christof Rossignol	ITA	Run 1:	Int1:	15.65	(13)	11-12:	25.61	(2)	0.19		Sp1	113.36	(45)
				Int2:	41.26	(3)	12-13:	19.42	(18)	0.27		Sp2	127.73	(13)
				Int3:	1:00.68	(3)	13-Fin:	7.03	(7)	0.40				
				Fin:	1:07.71	(4)				0.44		Avg:		
			Run 2:	Int1:	11.70	(17)	11-12:			0.61				
				Int2:			12-Fin:							
				Fin:	DNF									
			Total:	Int1:	1:19.41	(4)				-0.47				
				Int2:										
				Fin:										
18	ZUBCIC Filip Atomic	CRO	Run 1:	Int1:	15.95	(49)	11-12:	26.82	(38)	0.49		Sp1	113.44	(44)
				Int2:	42.77	(42)	12-13:	21.65	(53)	1.78		Sp2	120.58	(50)
				Int3:	1:04.42	(51)	13-Fin:	7.28	(39)	4.14				
				Fin:	1:11.70	(49)				4.43	111.28	Avg:	90.43	
			Run 2:	Int1:	11.64	(12)	11-12:	14.75	(30)	0.55				
				Int2:	26.39	(21)	12-Fin:	15.34	(20)	1.56				
				Fin:	41.73	(18)				2.93				
			Total:	Int1:	1:23.34	(44)				3.46				
				Int2:	1:38.09	(41)				4.46				
				Fin:	1:53.43	(40)				5.72				
19	TONETTI Riccardo Blizzard	ITA	Run 1:	Int1:	15.76	(25)	11-12:	26.08	(15)	0.30		Sp1	116.31	(13)
				Int2:	41.84	(17)	12-13:	19.40	(16)	0.85		Sp2	130.05	(3)
				Int3:	1:01.24	(18)	13-Fin:	7.05	(10)	0.96				
				Fin:	1:08.29	(16)				1.02	26.90	Avg:	94.94	
			Run 2:	Int1:	11.42	(9)	11-12:	14.11	(8)	0.33				
				Int2:	25.53	(8)	12-Fin:	14.56	(6)	0.70				
				Fin:	40.09	(6)				1.29				
			Total:	Int1:	1:19.71	(8)				-0.17				
				Int2:	1:33.82	(4)				0.19				
				Fin:	1:48.38	(4)				0.67				

Åre (SWE)


Men's Alpine Combined

MON 11 FEB 2019

PERFORMANCE ANALYSIS BY BIB

Start Time : 16:00

Number of Competitors: 56 Number of NSA: 24

Bib	Name Ski	NSA Code	Positions			Partials		Difference		Speed								
			Pos	Time	Rank	Pos	Time	Rank	Time	Dist.(m)	Pos.	(km/h)	Rank					
20	AERNI Luca Salomon	SUI	Run 1:	Int1:	15.92	(47)	I1-I2:	25.89	(9)	0.46	32.34	Sp1	114.51	(31)				
				Int2:	41.81	(16)	I2-I3:	19.54	(28)	0.82		Sp2	127.96	(10)				
				Int3:	1:01.35	(20)	I3-Fin:	7.15	(20)	1.07		Avg:	94.65					
				Fin:	1:08.50	(20)			1.23									
			Run 2:	Int1:	11.28	(5)	I1-I2:	14.05	(7)	0.19								
				Int2:	25.33	(6)	I2-Fin:	14.90	(8)	0.50								
				Fin:	40.23	(7)			1.43									
			Total:	Int1:	1:19.78	(12)			-0.10									
				Int2:	1:33.83	(5)			0.20									
				Fin:	1:48.73	(8)			1.02									
			21	ROMAR Andreas Head	FIN	Run 1:	Int1:	15.65	(13)	I1-I2:		26.12	(19)	0.19	23.78	Sp1	116.09	(16)
							Int2:	41.77	(15)	I2-I3:		19.38	(15)	0.78		Sp2	129.28	(7)
							Int3:	1:01.15	(16)	I3-Fin:		7.02	(6)	0.87		Avg:	95.11	
	Fin:	1:08.17				(14)			0.90									
Run 2:	Int1:	11.69				(16)	I1-I2:	14.67	(24)	0.60								
	Int2:	26.36				(20)	I2-Fin:	15.38	(24)	1.53								
	Fin:	41.74				(19)			2.94									
Total:	Int1:	1:19.86				(15)			-0.02									
	Int2:	1:34.53				(20)			0.90									
	Fin:	1:49.91				(20)			2.20									
22	COCHRAN-SIEGLE Ryan Rossignol	USA				Run 1:	Int1:	15.64	(11)	I1-I2:	25.35	(1)	0.18	0.80		Sp1	116.77	(8)
							Int2:	40.99	(1)	I2-I3:	19.31	(10)	0.02			Sp2	129.92	(4)
							Int3:	1:00.30	(2)	I3-Fin:	7.00	(5)	0.03			Avg:	96.34	
				Fin:	1:07.30	(2)			0.03									
			Run 2:	Int1:	12.03	(35)	I1-I2:	14.95	(38)	0.94								
				Int2:	26.98	(36)	I2-Fin:	15.56	(30)	2.15								
				Fin:	42.54	(36)			3.74									
			Total:	Int1:	1:19.33	(3)			-0.55									
				Int2:	1:34.28	(11)			0.65									
				Fin:	1:49.84	(18)			2.13									
			23	BERNDT Ondrej Atomic	CZE	Run 1:	Int1:	15.91	(45)	I1-I2:	26.90	(42)	0.45		70.49	Sp1	114.46	(32)
							Int2:	42.81	(44)	I2-I3:	19.83	(43)	1.82			Sp2	127.41	(19)
							Int3:	1:02.64	(43)	I3-Fin:	7.37	(44)	2.36			Avg:	92.61	
	Fin:	1:10.01				(44)			2.74									
Run 2:	Int1:	12.21				(41)	I1-I2:	14.39	(15)	1.12								
	Int2:	26.60				(27)	I2-Fin:	15.48	(27)	1.77								
	Fin:	42.08				(31)			3.28									
Total:	Int1:	1:22.22				(40)			2.34									
	Int2:	1:36.61				(37)			2.98									
	Fin:	1:52.09				(36)			4.38									
24	KLINE Bostjan Nordica	SLO				Run 1:	Int1:	15.68	(16)	I1-I2:	26.58	(33)	0.22			Sp1	116.15	(15)
							Int2:	42.26	(31)	I2-I3:	19.49	(24)	1.27			Sp2	127.03	(25)
							Int3:	1:01.75	(29)	I3-Fin:	7.11	(16)	1.47			Avg:		
				Fin:	1:08.86	(26)			1.59									
			Run 2:	Int1:	11.56	(10)	I1-I2:			0.47								
				Int2:			I2-Fin:											
				Fin:	DNF													
			Total:	Int1:	1:20.42	(28)			0.54									
				Int2:														
				Fin:														

Åre (SWE)

Men's Alpine Combined

MON 11 FEB 2019

PERFORMANCE ANALYSIS BY BIB

Start Time : 16:00

Number of Competitors: 56 Number of NSA: 24

Bib	Name Ski	NSA Code	Positions			Partials		Difference		Speed					
			Pos	Time	Rank	Pos	Time	Rank	Time	Dist.(m)	Pos.	(km/h)	Rank		
25	FOSS-SOLEVAAG Sebastian Voelkl	NOR	Run 1:	Int1:	15.94	(48)	11-12:	26.54	(32)	0.48		Sp1	116.31	(13)	
				Int2:	42.48	(35)	12-13:	19.71	(37)	1.49		Sp2	125.51	(40)	
				Int3:	1:02.19	(37)	13-Fin:	7.26	(34)	1.91					
				Fin:	1:09.45	(38)				2.18	56.53	Avg:	93.36		
			Run 2:	Int1:	12.13	(38)	11-12:	14.75	(30)	1.04					
				Int2:	26.88	(35)	12-Fin:	15.14	(15)	2.05					
				Fin:	42.02	(29)				3.22					
			Total:	Int1:	1:21.58	(38)				1.70					
				Int2:	1:36.33	(36)				2.70					
				Fin:	1:51.47	(34)				3.76					
26	ZABYSTRAN Jan Atomic	CZE	Run 1:	Int1:	15.82	(33)	11-12:	26.30	(24)	0.36		Sp1	112.77	(48)	
				Int2:	42.12	(28)	12-13:	19.63	(31)	1.13		Sp2	126.69	(31)	
				Int3:	1:01.75	(29)	13-Fin:	7.20	(26)	1.47					
				Fin:	1:08.95	(28)				1.68	43.88	Avg:	94.03		
			Run 2:	Int1:	11.66	(14)	11-12:	14.01	(4)	0.57					
				Int2:	25.67	(10)	12-Fin:	15.09	(12)	0.84					
				Fin:	40.76	(9)				1.96					
			Total:	Int1:	1:20.61	(29)				0.73					
				Int2:	1:34.62	(22)				0.99					
				Fin:	1:49.71	(15)				2.00					
27	MUZATON Maxence Rossignol	FRA	Run 1:	Int1:	15.61	(9)	11-12:	25.99	(11)	0.15		Sp1	116.33	(11)	
				Int2:	41.60	(9)	12-13:	19.35	(12)	0.61		Sp2	129.57	(5)	
				Int3:	1:00.95	(12)	13-Fin:	7.04	(9)	0.67					
				Fin:	1:07.99	(10)				0.72	19.07	Avg:	95.36		
			Run 2:	Int1:	11.88	(28)	11-12:	14.74	(29)	0.79					
				Int2:	26.62	(29)	12-Fin:	15.53	(29)	1.79					
				Fin:	42.15	(33)				3.35					
			Total:	Int1:	1:19.87	(16)				-0.01					
				Int2:	1:34.61	(21)				0.98					
				Fin:	1:50.14	(25)				2.43					
28	SIMONET Sandro Rossignol	SUI	Run 1:	Int1:	15.73	(19)	11-12:	26.87	(39)	0.27		Sp1	117.75	(2)	
				Int2:	42.60	(36)	12-13:	19.52	(27)	1.61		Sp2	126.80	(28)	
				Int3:	1:02.12	(36)	13-Fin:	7.07	(11)	1.84					
				Fin:	1:09.19	(31)				1.92	49.98	Avg:	93.71		
			Run 2:	Int1:	11.64	(12)	11-12:	14.41	(16)	0.55					
				Int2:	26.05	(13)	12-Fin:	14.99	(9)	1.22					
				Fin:	41.04	(11)				2.24					
			Total:	Int1:	1:20.83	(31)				0.95					
				Int2:	1:35.24	(28)				1.61					
				Fin:	1:50.23	(26)				2.52					
29	MONSEN Felix Atomic	SWE	Run 1:	Int1:	15.77	(27)	11-12:	26.08	(15)	0.31		Sp1	113.93	(39)	
				Int2:	41.85	(18)	12-13:	19.42	(18)	0.86		Sp2	127.40	(20)	
				Int3:	1:01.27	(19)	13-Fin:	7.25	(31)	0.99					
				Fin:	1:08.52	(21)				1.25	32.86	Avg:	94.62		
			Run 2:	Int1:	11.72	(19)	11-12:	14.27	(12)	0.63					
				Int2:	25.99	(12)	12-Fin:	14.83	(7)	1.16					
				Fin:	40.82	(10)				2.02					
			Total:	Int1:	1:20.24	(24)				0.36					
				Int2:	1:34.51	(19)				0.88					
				Fin:	1:49.34	(10)				1.63					

Åre (SWE)


Men's Alpine Combined

MON 11 FEB 2019

PERFORMANCE ANALYSIS BY BIB

Start Time : 16:00

Number of Competitors: 56 Number of NSA: 24

Bib	Name Ski	NSA Code	Positions			Partials		Difference		Speed					
			Pos	Time	Rank	Pos	Time	Rank	Time	Dist.(m)	Pos.	(km/h)	Rank		
30	CASSE Mattia Head	ITA	Run 1:	Int1:	15.54	(4)	11-12:	25.73	(4)	0.08		Sp1	116.32	(12)	
				Int2:	41.27	(4)	12-13:	19.43	(20)	0.28		Sp2	127.80	(12)	
				Int3:	1:00.70	(4)	13-Fin:	7.09	(12)	0.42					
				Fin:	1:07.79	(6)				0.52	13.82	Avg:	95.64		
			Run 2:	Int1:	11.89	(29)	11-12:	15.29	(41)	0.80					
				Int2:	27.18	(38)	12-Fin:	15.60	(31)	2.35					
				Fin:	42.78	(37)				3.98					
			Total:	Int1:	1:19.68	(7)				-0.20					
				Int2:	1:34.97	(27)				1.34					
				Fin:	1:50.57	(27)				2.86					
31	HROBAT Miha Atomic	SLO	Run 1:	Int1:	15.74	(22)	11-12:	26.89	(41)	0.28		Sp1	114.10	(36)	
				Int2:	42.63	(37)	12-13:	19.47	(23)	1.64		Sp2	127.07	(24)	
				Int3:	1:02.10	(33)	13-Fin:	7.22	(28)	1.82					
				Fin:	1:09.32	(34)				2.05	53.26	Avg:	93.53		
			Run 2:	Int1:	11.86	(27)	11-12:	14.36	(14)	0.77					
				Int2:	26.22	(17)	12-Fin:	15.83	(39)	1.39					
				Fin:	42.05	(30)				3.25					
			Total:	Int1:	1:21.18	(33)				1.30					
				Int2:	1:35.54	(30)				1.91					
				Fin:	1:51.37	(33)				3.66					
32	WINDINGSTAD Rasmus Rossignol	NOR	Run 1:	Int1:	15.82	(33)	11-12:	25.83	(8)	0.36		Sp1	114.62	(28)	
				Int2:	41.65	(10)	12-13:	19.57	(29)	0.66		Sp2	126.74	(30)	
				Int3:	1:01.22	(17)	13-Fin:	7.20	(26)	0.94					
				Fin:	1:08.42	(19)				1.15	30.27	Avg:	94.76		
			Run 2:	Int1:	11.33	(7)	11-12:	14.12	(9)	0.24					
				Int2:	25.45	(7)	12-Fin:	15.81	(37)	0.62					
				Fin:	41.26	(12)				2.46					
			Total:	Int1:	1:19.75	(10)				-0.13					
				Int2:	1:33.87	(6)				0.24					
				Fin:	1:49.68	(13)				1.97					
33	STRASSER Linus Rossignol	GER	Run 1:	Int1:	15.77	(27)	11-12:	26.30	(24)	0.31		Sp1	113.62	(41)	
				Int2:	42.07	(27)	12-13:	19.63	(31)	1.08		Sp2	124.41	(44)	
				Int3:	1:01.70	(28)	13-Fin:	7.29	(40)	1.42					
				Fin:	1:08.99	(29)				1.72	44.90	Avg:	93.98		
			Run 2:	Int1:	11.36	(8)	11-12:	13.78	(3)	0.27					
				Int2:	25.14	(3)	12-Fin:	14.38	(3)	0.31					
				Fin:	39.52	(3)				0.72					
			Total:	Int1:	1:20.35	(26)				0.47					
				Int2:	1:34.13	(10)				0.50					
				Fin:	1:48.51	(5)				0.80					
34	DANKLMAIER Daniel Atomic	AUT	Run 1:	Int1:	15.74	(22)	11-12:	25.91	(10)	0.28		Sp1	116.78	(7)	
				Int2:	41.65	(10)	12-13:	19.34	(11)	0.66		Sp2	124.57	(43)	
				Int3:	1:00.99	(13)	13-Fin:	7.09	(12)	0.71					
				Fin:	1:08.08	(12)				0.81	21.43	Avg:	95.24		
			Run 2:	Int1:	11.68	(15)	11-12:	14.57	(19)	0.59					
				Int2:	26.25	(18)	12-Fin:	15.27	(18)	1.42					
				Fin:	41.52	(15)				2.72					
			Total:	Int1:	1:19.76	(11)				-0.12					
				Int2:	1:34.33	(12)				0.70					
				Fin:	1:49.60	(12)				1.89					

Åre (SWE)


Men's Alpine Combined

MON 11 FEB 2019

PERFORMANCE ANALYSIS BY BIB

Start Time : 16:00

Number of Competitors: 56 Number of NSA: 24

Bib	Name Ski	NSA Code	Positions			Partials		Difference		Speed				
			Pos	Time	Rank	Pos	Time	Rank	Time	Dist.(m)	Pos.	(km/h)	Rank	
35	KOELL Alexander Atomic	SWE	Run 1:	Int1:	15.72	(17)	11-12:	25.80	(7)	0.26	19.60	Sp1	115.91	(18)
				Int2:	41.52	(6)	12-13:	19.37	(13)	0.53		Sp2	127.56	(17)
				Int3:	1:00.89	(10)	13-Fin:	7.12	(18)	0.61		Avg:	95.33	
				Fin:	1:08.01	(11)				0.74				
			Run 2:	Int1:	11.90	(30)	11-12:	14.57	(19)	0.81				
				Int2:	26.47	(23)	12-Fin:	15.45	(25)	1.64				
				Fin:	41.92	(25)				3.12				
			Total:	Int1:	1:19.91	(19)				0.03				
				Int2:	1:34.48	(17)				0.85				
				Fin:	1:49.93	(21)				2.22				
36	KUZNETSOV Ivan Atomic	RUS	Run 1:	Int1:	15.89	(42)	11-12:	26.12	(19)	0.43	42.61	Sp1	114.38	(33)
				Int2:	42.01	(25)	12-13:	19.58	(30)	1.02		Sp2	127.58	(16)
				Int3:	1:01.59	(25)	13-Fin:	7.31	(42)	1.31		Avg:	94.10	
				Fin:	1:08.90	(27)				1.63				
			Run 2:	Int1:	11.90	(30)	11-12:	14.87	(36)	0.81				
				Int2:	26.77	(34)	12-Fin:	15.01	(10)	1.94				
				Fin:	41.78	(20)				2.98				
			Total:	Int1:	1:20.80	(30)				0.92				
				Int2:	1:35.67	(32)				2.04				
				Fin:	1:50.68	(28)				2.97				
37	VUKICEVIC Marko Fischer	SRB	Run 1:	Int1:	15.89	(42)	11-12:	26.81	(37)	0.43		Sp1	115.31	(21)
				Int2:	42.70	(39)	12-13:	19.81	(42)	1.71		Sp2	127.34	(22)
				Int3:	1:02.51	(40)	13-Fin:	7.16	(22)	2.23		Avg:		
				Fin:	1:09.67	(40)				2.40				
			Run 2:	Int1:	12.19	(40)	11-12:	15.08	(40)	1.10				
				Int2:	27.27	(40)	12-Fin:			2.44				
				Fin:	DNF									
			Total:	Int1:	1:21.86	(39)				1.98				
				Int2:	1:36.94	(38)				3.31				
				Fin:										
38	ZRNCIC DIM Natko Atomic	CRO	Run 1:	Int1:	15.88	(39)	11-12:	26.88	(40)	0.42	69.74	Sp1	114.13	(35)
				Int2:	42.76	(41)	12-13:	19.96	(46)	1.77		Sp2	125.60	(38)
				Int3:	1:02.72	(46)	13-Fin:	7.26	(34)	2.44		Avg:	92.65	
				Fin:	1:09.98	(43)				2.71				
			Run 2:	Int1:	12.52	(44)	11-12:	14.93	(37)	1.43				
				Int2:	27.45	(41)	12-Fin:	15.75	(36)	2.62				
				Fin:	43.20	(40)				4.40				
			Total:	Int1:	1:22.50	(42)				2.62				
				Int2:	1:37.43	(40)				3.80				
				Fin:	1:53.18	(39)				5.47				
39	GOWER Jack	GBR	Run 1:	Int1:	15.82	(33)	11-12:			0.36		Sp1	114.58	(29)
				Int2:			12-13:					Avg:		
				Int3:			13-Fin:							
				Fin:	DNF									
			Total:		DNF									

PERFORMANCE ANALYSIS BY BIB

Number of Competitors: 56 Number of NSA: 24

Bib	Name Ski	NSA Code	Positions			Partials		Difference		Speed				
			Pos	Time	Rank	Pos	Time	Rank	Time	Dist.(m)	Pos.	(km/h)	Rank	
40	READ Jeffrey Atomic	CAN	Run 1:	Int1:	15.88	(39)	11-12:	26.06	(13)	0.42	40.05	Sp1	114.99	(23)
				Int2:	41.94	(23)	12-13:	19.68	(34)	0.95		Sp2	127.13	(23)
				Int3:	1:01.62	(26)	13-Fin:	7.18	(24)	1.34		Avg:	94.24	
				Fin:	1:08.80	(25)				1.53				
			Run 2:	Int1:	11.57	(11)	11-12:	14.58	(21)	0.48				
				Int2:	26.15	(14)	12-Fin:	15.81	(37)	1.32				
				Fin:	41.96	(27)				3.16				
			Total:	Int1:	1:20.37	(27)				0.49				
				Int2:	1:34.95	(26)				1.32				
				Fin:	1:50.76	(29)				3.05				
41	SCHWAIGER Dominik Head	GER	Run 1:	Int1:	15.75	(24)	11-12:	26.39	(29)	0.29	51.49	Sp1	114.80	(26)
				Int2:	42.14	(29)	12-13:	19.78	(40)	1.15		Sp2	126.88	(26)
				Int3:	1:01.92	(31)	13-Fin:	7.33	(43)	1.64		Avg:	93.63	
				Fin:	1:09.25	(32)				1.98				
			Run 2:	Int1:	12.05	(36)	11-12:	14.69	(27)	0.96				
				Int2:	26.74	(32)	12-Fin:	15.64	(33)	1.91				
				Fin:	42.38	(35)				3.58				
			Total:	Int1:	1:21.30	(35)				1.42				
				Int2:	1:35.99	(34)				2.36				
				Fin:	1:51.63	(35)				3.92				
42	SEGER Brodie Atomic	CAN	Run 1:	Int1:	15.87	(38)	11-12:	26.60	(34)	0.41	53.51	Sp1	114.55	(30)
				Int2:	42.47	(34)	12-13:	19.63	(31)	1.48		Sp2	126.80	(28)
				Int3:	1:02.10	(33)	13-Fin:	7.23	(29)	1.82		Avg:	93.52	
				Fin:	1:09.33	(35)				2.06				
			Run 2:	Int1:	12.16	(39)	11-12:	14.83	(35)	1.07				
				Int2:	26.99	(37)	12-Fin:	16.09	(40)	2.16				
				Fin:	43.08	(39)				4.28				
			Total:	Int1:	1:21.49	(37)				1.61				
				Int2:	1:36.32	(35)				2.69				
				Fin:	1:52.41	(37)				4.70				
43	von APPEN Henrik Head	CHI	Run 1:	Int1:	15.80	(30)	11-12:			0.34		Sp1	112.15	(50)
				Int2:			12-13:					Avg:		
				Int3:			13-Fin:							
				Fin:	DNF									
			Total:		DNF									
44	SEJERSTED Adrian Smiseth Atomic	NOR	Run 1:	Int1:	15.64	(11)	11-12:	25.76	(6)	0.18	17.76	Sp1	114.84	(24)
				Int2:	41.40	(5)	12-13:	19.41	(17)	0.41		Sp2	125.53	(39)
				Int3:	1:00.81	(8)	13-Fin:	7.13	(19)	0.53		Avg:	95.43	
				Fin:	1:07.94	(9)				0.67				
			Run 2:	Int1:	11.85	(26)	11-12:	14.64	(22)	0.76				
				Int2:	26.49	(25)	12-Fin:	15.30	(19)	1.66				
				Fin:	41.79	(21)				2.99				
			Total:	Int1:	1:19.79	(13)				-0.09				
				Int2:	1:34.43	(15)				0.80				
				Fin:	1:49.73	(16)				2.02				

Åre (SWE)
PERFORMANCE ANALYSIS BY BIB

Number of Competitors: 56 Number of NSA: 24

Bib	Name Ski	NSA Code	Positions			Partials		Difference		Speed				
			Pos	Time	Rank	Pos	Time	Rank	Time	Dist.(m)	Pos.	(km/h)	Rank	
45	PRIELOZNY Matej	SVK	Run 1:	Int1:	16.01	(50)	I1-I2:	27.06	(45)	0.55		Sp1	113.76	(40)
				Int2:	43.07	(48)	I2-I3:	19.93	(44)	2.08		Sp2	124.39	(45)
				Int3:	1:03.00	(47)	I3-Fin:	7.25	(31)	2.72				
				Fin:	1:10.25	(47)				2.98		Avg:		
			Run 2:	Int1:			I1-I2:							
				Int2:			I2-Fin:							
				Fin:	DNF									
			Total:	Int1:										
				Int2:										
				Fin:										
46	von APPEN Sven	CHI	Run 1:	Int1:	16.17	(54)	I1-I2:	27.79	(51)	0.71				
				Int2:	43.96	(51)	I2-I3:	20.38	(51)	2.97				
				Int3:	1:04.34	(50)	I3-Fin:	7.58	(51)	4.06				
				Fin:	1:11.92	(51)				4.65		Avg:		
			Run 2:	Int1:	12.55	(45)	I1-I2:			1.46				
				Int2:			I2-Fin:							
				Fin:	DNF									
			Total:	Int1:	1:24.47	(46)				4.59				
				Int2:										
				Fin:										
47	MONSEN Zack Atomic	SWE	Run 1:	Int1:	15.79	(29)	I1-I2:	26.93	(43)	0.33		Sp1	113.97	(38)
				Int2:	42.72	(40)	I2-I3:	19.95	(45)	1.73		Sp2	124.66	(42)
				Int3:	1:02.67	(45)	I3-Fin:	7.38	(45)	2.39				
				Fin:	1:10.05	(45)				2.78	71.47	Avg:	92.56	
			Run 2:	Int1:	12.27	(42)	I1-I2:	14.99	(39)	1.18				
				Int2:	27.26	(39)	I2-Fin:	15.69	(35)	2.43				
				Fin:	42.95	(38)				4.15				
			Total:	Int1:	1:22.32	(41)				2.44				
				Int2:	1:37.31	(39)				3.68				
				Fin:	1:53.00	(38)				5.29				
48	SUNDIN Oile Head	SWE	Run 1:	Int1:	15.88	(39)	I1-I2:	26.40	(30)	0.42				
				Int2:	42.28	(32)	I2-I3:	19.75	(39)	1.29				
				Int3:	1:02.03	(32)	I3-Fin:	7.25	(31)	1.75				
				Fin:	1:09.28	(33)				2.01	52.25	Avg:	93.59	
			Run 2:	Int1:	11.73	(20)	I1-I2:	14.24	(10)	0.64				
				Int2:	25.97	(11)	I2-Fin:	15.63	(32)	1.14				
				Fin:	41.60	(17)				2.80				
			Total:	Int1:	1:21.01	(32)				1.13				
				Int2:	1:35.25	(29)				1.62				
				Fin:	1:50.88	(30)				3.17				
49	FAARUP Christoffer Atomic	DEN	Run 1:	Int1:	15.72	(17)	I1-I2:	26.71	(35)	0.26		Sp1	113.54	(42)
				Int2:	42.43	(33)	I2-I3:	19.68	(34)	1.44		Sp2	126.06	(36)
				Int3:	1:02.11	(35)	I3-Fin:	7.30	(41)	1.83				
				Fin:	1:09.41	(37)				2.14		Avg:		
			Run 2:	Int1:			I1-I2:							
				Int2:			I2-Fin:							
				Fin:	DNS									
			Total:	Int1:										
				Int2:										
				Fin:										

PERFORMANCE ANALYSIS BY BIB

Number of Competitors: 56 Number of NSA: 24

Bib	Name Ski	NSA Code	Positions			Partials		Difference		Speed				
			Pos	Time	Rank	Pos	Time	Rank	Time	Dist.(m)	Pos.	(km/h)	Rank	
50	KOVBASNYUK Ivan	UKR	Run 1:	Int1:	16.16	(53)	11-12:	27.70	(50)	0.70		Sp1	111.89	(51)
				Int2:	43.86	(50)	12-13:	20.30	(50)	2.87		Sp2	121.23	(48)
				Int3:	1:04.16	(49)	13-Fin:	7.56	(50)	3.88				
				Fin:	1:11.72	(50)				4.45		Avg:		
			Run 2:	Int1:	13.19	(49)	11-12:			2.10				
				Int2:			12-Fin:							
				Fin:	DNF									
			Total:	Int1:	1:24.91	(48)				5.03				
				Int2:										
				Fin:										
51	BREITFUSS KAMMERLANDER Voelkl	BOL	Run 1:	Int1:	15.91	(45)	11-12:	26.77	(36)	0.45		Sp1	113.51	(43)
				Int2:	42.68	(38)	12-13:	19.96	(46)	1.69		Sp2	119.41	(51)
				Int3:	1:02.64	(43)	13-Fin:	7.45	(48)	2.36				
				Fin:	1:10.09	(46)				2.82	72.46	Avg:	92.50	
			Run 2:	Int1:	12.46	(43)	11-12:	15.83	(44)	1.37				
				Int2:	28.29	(43)	12-Fin:	16.41	(41)	3.46				
				Fin:	44.70	(42)				5.90				
			Total:	Int1:	1:22.55	(43)				2.67				
				Int2:	1:38.38	(42)				4.75				
				Fin:	1:54.79	(41)				7.08				
52	KLINSKY Tomas	CZE	Run 1:	Int1:	16.14	(52)	11-12:			0.68		Sp1	111.50	(52)
				Int2:			12-13:							
				Int3:			13-Fin:							
				Fin:	DNF							Avg:		
			Total:		DNF									
53	DANILOCHKIN Yuri Atomic	BLR	Run 1:	Int1:	16.10	(51)	11-12:	27.27	(48)	0.64		Sp1	112.54	(49)
				Int2:	43.37	(49)	12-13:	20.25	(49)	2.38		Sp2	121.87	(47)
				Int3:	1:03.62	(48)	13-Fin:	7.38	(45)	3.34				
				Fin:	1:11.00	(48)				3.73	94.62	Avg:	91.32	
			Run 2:	Int1:	12.65	(47)	11-12:	15.69	(43)	1.56				
				Int2:	28.34	(44)	12-Fin:	16.86	(43)	3.51				
				Fin:	45.20	(43)				6.40				
			Total:	Int1:	1:23.65	(45)				3.77				
				Int2:	1:39.34	(43)				5.71				
				Fin:	1:56.20	(42)				8.49				
54	OPMANIS Elvis	LAT	Run 1:	Int1:	16.22	(55)	11-12:	28.27	(53)	0.76		Sp1	110.52	(53)
				Int2:	44.49	(53)	12-13:	20.67	(52)	3.50		Sp2	121.12	(49)
				Int3:	1:05.16	(53)	13-Fin:	7.58	(51)	4.88				
				Fin:	1:12.74	(53)				5.47	135.43	Avg:	89.13	
			Run 2:	Int1:	12.55	(45)	11-12:	15.43	(42)	1.46				
				Int2:	27.98	(42)	12-Fin:	16.51	(42)	3.15				
				Fin:	44.49	(41)				5.69				
			Total:	Int1:	1:25.29	(49)				5.41				
				Int2:	1:40.72	(44)				7.09				
				Fin:	1:57.23	(43)				9.52				

Åre (SWE)


Men's Alpine Combined

MON 11 FEB 2019

Start Time : 16:00

PERFORMANCE ANALYSIS BY BIB


Number of Competitors: 56 Number of NSA: 24

Bib	Name Ski	NSA Code	Positions			Partials		Difference		Speed				
			Pos	Time	Rank	Pos	Time	Rank	Time	Dist.(m)	Pos.	(km/h)	Rank	
55	TAHIRI Albin	KOS	Run 1:	Int1:	16.33	(56)	11-12:	27.88	(52)	0.87	Sp1	110.27	(54)	
				Int2:	44.21	(52)	12-13:	20.23	(48)	3.22	Sp2	124.75	(41)	
				Int3:	1:04.44	(52)	13-Fin:	7.58	(51)	4.16				
				Fin:	1:12.02	(52)				4.75	Avg:			
			Run 2:	Int1:	12.78	(48)	11-12:			1.69				
				Int2:			12-Fin:							
				Fin:	DNF									
			Total:	Int1:	1:24.80	(47)				4.92				
				Int2:										
				Fin:										
56	BENDIK Martin Atomic	SVK	Run 1:	Int1:	15.81	(32)	11-12:	27.04	(44)	0.35	Sp1	113.31	(46)	
				Int2:	42.85	(45)	12-13:	19.70	(36)	1.86	Sp2	122.99	(46)	
				Int3:	1:02.55	(41)	13-Fin:	7.26	(34)	2.27				
				Fin:	1:09.81	(41)				2.54	Avg:			
			Run 2:	Int1:			11-12:							
				Int2:			12-Fin:							
				Fin:	DNF									
			Total:	Int1:										
				Int2:										
				Fin:										

Intermediate Time Positions : Int. 1 = Inter1

Int. 2 = Inter2

Legend:					
DNF	Did Not Finish	Fin	Finish	Int	Intermediate
Pos.	Intermediate or speed position				



Åre (SWE)


Men's Alpine Combined

FIS WCSL LIST

18 Jan 2019 Wengen (SUI)

Number of Competitors: 54 Number of NSA: 15

11 Feb 2019 Åre (SWE)

Rank	FIS Code	Name	NSA Code	1	2	Base	- X	+ Y	WCSL AC
1	194364	PINTURAUULT Alexis	FRA	60	100	180	120	160	220
2	54320	SCHWARZ Marco	AUT	100	60	72	48	160	184
3	193967	MUFFAT-JEANDET Victor	FRA	80	40	165	110	120	175
4	511513	CAVIEZEL Mauro	SUI	50	36	112	75	86	123
5	561322	HADALIN Stefan	SLO	13	80	32	21	93	104
6	291318	TONETTI Riccardo	ITA	32	50	29	19	82	92
7	421483	JANSRUD Kjetil	NOR	36	-	146	97	36	85
8	51215	BAUMANN Romed	AUT	45	18	42	28	63	77
9	481327	TRIKHICHEV Pavel	RUS	40	-	80	53	40	67
10	511983	AERNI Luca	SUI	14	32	24	16	46	54
10	6530104	BENNETT Bryce	USA	16	24	41	27	40	54
12	292455	FILL Peter	ITA	-	-	140	93	-	47
13	202451	STRASSER Linus	GER	-	45	-	-	45	45
14	291459	PARIS Dominik	ITA	-	29	45	30	29	44
15	534562	LIGETY Ted	USA	18	-	69	46	18	41
16	293006	INNERHOFER Christof	ITA	26	-	42	28	26	40
16	192504	MERMILLOD BLON.	FRA	20	-	60	40	20	40
18	561255	CATER Martin	SLO	22	-	41	27	22	36
19	53831	HIRSCHER Marcel	AUT	-	-	100	67	-	33
20	501987	MONSEN Felix	SWE	-	26	15	10	26	31
20	202535	DRESSEN Thomas	GER	-	-	92	61	-	31
22	53980	KRIECHMAYR Vincent	AUT	29	-	-	-	29	29
23	512124	HINTERMANN Niels	SUI	12	-	48	32	12	28
24	512138	SIMONET Sandro	SUI	24	-	-	-	24	24
24	53902	MAYER Matthias	AUT	-	-	72	48	-	24
26	54157	DANKLMAIER Daniel	AUT	-	22	-	-	22	22
26	511313	JANKA Carlo	SUI	15	-	22	15	15	22
26	194542	GIRAUD MOINE Valentin	FRA	7	-	46	31	7	22
29	422278	WINDINGSTAD Rasmus	NOR	-	20	-	-	20	20
29	151238	ZABYSTRAN Jan	CZE	4	16	-	-	20	20
31	561217	KOSI Klemen	SLO	2	-	52	35	2	19
32	380335	ZUBCIC Filip	CRO	10	-	22	15	10	17
33	511896	MURISIER Justin	SUI	-	-	48	32	-	16
34	934643	GOLDBERG Jared	USA	6	-	28	19	6	15
34	104096	THOMPSON Broderick	CAN	-	-	46	31	-	15
36	194167	MUZATON Maxence	FRA	11	-	6	4	11	13
36	422139	KILDE Aleksand.	NOR	-	-	39	26	-	13
38	6530319	COCHRAN-SIEGLE Ryan	USA	-	-	31	21	-	10
38	512038	ROGENTIN Stefan	SUI	8	-	7	5	8	10
38	512031		SUI	-	-	29	19	-	10
41	194858	ALLEGRE Nils	FRA	9	-	-	-	9	9
42	512039	ROULIN Gilles	SUI	5	-	4	3	5	6
43	561216	KLINE Bostjan	SLO	-	-	14	9	-	5
43	511981	WEBER Ralph	SUI	-	-	15	10	-	5
43	53968	BERTHOLD Frederic	AUT	-	-	15	10	-	5
46	6290985	BUZZI Emanuele	ITA	-	-	13	9	-	4
46	511847	MANI Nils	SUI	-	-	13	9	-	4
48	180570	ROMAR Andreas	FIN	1	-	6	4	1	3
48	990081	CASSE Mattia	ITA	3	-	-	-	3	3
48	990116	de ALIPRANDINI Luca	ITA	-	-	9	6	-	3
48	511529	GISIN Marc	SUI	-	-	10	7	-	3
48	422073	NETELAND Bjoernar	NOR	-	-	8	5	-	3
53	561310	HROBAT Miha	SLO	-	-	3	2	-	1
53	303758	SUGAI Ryo	JPN	-	-	2	1	-	1

Åre (SWE)



Men's Alpine Combined
FIS WCSL LIST

Number of Competitors: 54 Number of NSA: 15

18 Jan 2019 Wengen (SUI)
11 Feb 2019 Åre (SWE)

Rank	FIS Code	Name	NSA Code	1	2	Base	- X	+ Y	WCSL AC
------	----------	------	----------	---	---	------	-----	-----	---------

Number of competitors per NSA in the top 60

AUT:	7	CAN:	1	CRO:	1	CZE:	1	FIN:	1	FRA:	6
GER:	2	ITA:	7	JPN:	1	NOR:	4	RUS:	1	SLO:	5
SUI:	12	SWE:	1	USA:	4						

Legend:

-	No points	Base	Last season FIS World Cup Start List points
WCSL AC	FIS World Cup Start List points for Alpine Combined		
X	(Base/number of planned races in the current season) *(number of completed races in the current season)		
Y	FIS World Cup points won in the current season		

Åre (SWE)


Men's Alpine Combined

OVERALL FIS WCSL LIST

Number of Competitors: 186 Number of NSA: 20

Rank	FIS Code	Name	NSA Code	WCSL Points	Diff.	DH 7 races	SL 8 races	GS 5 races	SG 6 races	AC 2 races
1	53831	HIRSCHER Marcel	AUT	1699		-	857 (1)	800 (1)	9 (53)	33 (19)
2	422304	KRISTOFFERSEN Henrik	NOR	1077	622	-	530 (2)	547 (2)	-	-
3	194364	PINTURAULT Alexis	FRA	1073	626	-	386 (5)	394 (3)	73 (21)	220 (1)
4	291459	PARIS Dominik	ITA	906	793	491 (3)	-	-	371 (2)	44 (14)
5	53980	KRIECHMAYR Vincent	AUT	900	799	435 (4)	-	-	436 (1)	29 (22)
6	511383	FEUZ Beat	SUI	871	828	693 (1)	-	-	178 (15)	-
7	421328	SVINDAL Aksel Lund	NOR	819	880	494 (2)	-	-	325 (5)	-
8	421483	JANSRUD Kjetil	NOR	702	997	275 (8)	-	3 (67)	339 (3)	85 (7)
9	422139	KILDE Aleksand.	NOR	649	1050	312 (6)	-	36 (35)	288 (6)	13 (36)
10	511513	CAVIEZEL Mauro	SUI	631	1068	270 (11)	-	-	238 (10)	123 (4)
11	53902	MAYER Matthias	AUT	621	1078	271 (10)	-	-	326 (4)	24 (24)
12	293006	INNERHOFER Christof	ITA	607	1092	337 (5)	-	-	230 (11)	40 (16)
13	193967	MUFFAT-JEANDET Victor	FRA	575	1124	-	165 (16)	222 (11)	13 (47)	175 (3)
14	53817	FRANZ Max	AUT	551	1148	291 (7)	-	-	260 (8)	-
15	54320	SCHWARZ Marco	AUT	528	1171	-	301 (7)	43 (31)	-	184 (2)
16	54063	FELLER Manuel	AUT	498	1201	-	270 (9)	228 (10)	-	-
17	512182	MEILLARD Loic	SUI	496	1203	-	186 (15)	310 (5)	-	-
18	191740	CLAREY Johan	FRA	475	1224	224 (12)	-	-	251 (9)	-
19	511996	YULE Daniel	SUI	452	1247	-	452 (3)	-	-	-
20	192746	THEAUX Adrien	FRA	432	1267	212 (13)	-	-	220 (12)	-
21	6190403	NOEL Clement	FRA	424	1275	-	424 (4)	-	-	-
22	50742	REICHELTH Hannes	AUT	421	1278	212 (13)	-	-	209 (13)	-
23	561244	KRANJEC Zan	SLO	419	1280	-	55 (35)	364 (4)	-	-
24	202059	FERSTL Josef	GER	390	1309	118 (18)	-	-	272 (7)	-
25	292491	MOELGG Manfred	ITA	341	1358	-	196 (13)	145 (16)	-	-
26	201702	NEUREUTHER Felix	GER	333	1366	-	227 (12)	106 (18)	-	-
27	6530104	BENNETT Bryce	USA	329	1370	274 (9)	-	-	1 (68)	54 (10)
28	54170	MATT Michael	AUT	325	1374	-	322 (6)	3 (67)	-	-
29	202535	DRESSEN Thomas	GER	305	1394	183 (15)	-	-	91 (18)	31 (20)
30	511902	ZENHAEUSERN Ramon	SUI	294	1405	-	294 (8)	-	-	-
31	191750	FANARA Thomas	FRA	279	1420	-	-	279 (6)	-	-
32	501324	OLSSON Matts	SWE	274	1425	-	-	274 (7)	-	-
33	421669	NESTVOLD-HAUGEN	NOR	270	1429	-	72 (27)	198 (13)	-	-
34	422310	SEJERSTED Adri.	NOR	269	1430	77 (23)	-	-	192 (14)	-
35	202437	LUITZ Stefan	GER	259	1440	-	1 (67)	258 (8)	-	-
36	501017	MYHRER Andre	SWE	253	1446	-	242 (10)	11 (53)	-	-
37	194495	FAIVRE Mathieu	FRA	243	1456	-	-	243 (9)	-	-
38	561322	HADALIN Stefan	SLO	236	1463	-	121 (20)	11 (53)	-	104 (5)
38	220689	RYDING Dave	GBR	236	1463	-	236 (11)	-	-	-
40	291318	TONETTI Riccardo	ITA	235	1464	-	42 (37)	101 (19)	-	92 (6)
41	531799	FORD Tommy	USA	209	1490	-	-	209 (12)	-	-
42	534562	LIGETY Ted	USA	205	1494	-	-	155 (14)	9 (53)	41 (15)
43	194190	ROGER Brice	FRA	196	1503	81 (22)	-	-	115 (16)	-
44	103271	THOMSEN Benjamin	CAN	193	1506	176 (16)	-	-	17 (43)	-
45	53889	HIRSCHBUEHL Christian	AUT	188	1511	-	187 (14)	1 (71)	-	-
46	533866	NYMAN Steven	USA	182	1517	125 (17)	-	-	57 (31)	-
47	6530319	COCHRAN-SIEGLE Ryan	USA	174	1525	33 (43)	-	54 (29)	77 (20)	10 (38)
48	512269	ODERMATT Marco	SUI	172	1527	14 (50)	-	74 (22)	84 (19)	-
49	511983	AERNI Luca	SUI	164	1535	-	103 (22)	7 (59)	-	54 (10)
50	200379	SANDER Andreas	GER	163	1536	64 (29)	-	-	99 (17)	-
51	292455	FILL Peter	ITA	162	1537	77 (23)	-	-	38 (38)	47 (12)
52	990116	de ALIPRANDINI Luca	ITA	160	1539	-	-	155 (14)	2 (66)	3 (48)
52	511313	JANKA Carlo	SUI	160	1539	103 (20)	-	5 (62)	30 (40)	22 (26)
54	561255	CATER Martin	SLO	158	1541	61 (31)	-	-	61 (27)	36 (18)
55	422082	FOSS-SOLEVAAG S	NOR	157	1542	-	157 (17)	-	-	-
56	511638	TUMLER Thomas	SUI	155	1544	-	-	97 (20)	58 (29)	-
57	293797	GROSS Stefan	ITA	151	1548	-	151 (18)	-	-	-
58	192665	GRANGE Jean-Baptiste	FRA	143	1556	-	143 (19)	-	-	-
59	511852	CAVIEZEL Gino	SUI	135	1564	-	-	130 (17)	5 (59)	-
60	102263	GUAY Erik	CAN	134	1565	71 (25)	-	-	63 (25)	-
61	6290985	BUZZI Emanuele	ITA	128	1571	95 (21)	-	-	29 (41)	4 (46)
62	530874	GANONG Travis	USA	124	1575	62 (30)	-	-	62 (26)	-
63	422278	WINDINGSTAD Rasmus	NOR	121	1578	-	-	58 (27)	43 (34)	20 (29)
64	191459	LIZEROUX Julien	FRA	119	1580	-	119 (21)	-	-	-

Åre (SWE)


Men's Alpine Combined

OVERALL FIS WCSL LIST

Number of Competitors: 186 Number of NSA: 20

Rank	FIS Code	Name	NSA Code	WCSL Points	Diff.	DH 7 races	SL 8 races	GS 5 races	SG 6 races	AC 2 races
65	51215	BAUMANN Romed	AUT	118	1581	31 (44)	-	-	10 (50)	77 (8)
66	512039	ROULIN Gilles	SUI	114	1585	69 (27)	-	-	39 (36)	6 (42)
67	54005	STRIEDINGER Otmar	AUT	113	1586	106 (19)	-	-	7 (57)	-
68	511896	MURISIER Justin	SUI	112	1587	-	-	96 (21)	-	16 (33)
69	54009	WALDER Christian	AUT	110	1589	46 (36)	-	-	64 (24)	-
70	512124	HINTERMANN Niels	SUI	102	1597	70 (26)	-	-	4 (62)	28 (23)
71	293550	MARSAGLIA Matteo	ITA	101	1598	65 (28)	-	-	36 (39)	-
72	51395	DIGRUBER Marc	AUT	100	1599	-	100 (23)	-	-	-
73	92720	POPOV Albert	BUL	95	1604	-	95 (24)	-	-	-
74	54157	DANKLMAIER Daniel	AUT	92	1607	49 (34)	-	-	21 (42)	22 (26)
75	293098	RAZZOLI Giuliano	ITA	91	1608	-	91 (25)	-	-	-
76	481327	TRIKHICHEV Pavel	RUS	89	1610	-	4 (59)	18 (45)	-	67 (9)
77	990081	CASSE Mattia	ITA	82	1617	27 (45)	-	-	52 (32)	3 (48)
77	561217	KOSI Klemen	SLO	82	1617	20 (47)	-	-	43 (34)	19 (31)
79	103729	READ Erik	CAN	81	1618	-	25 (44)	56 (28)	-	-
79	380335	ZUBCIC Filip	CRO	81	1618	-	-	64 (26)	-	17 (32)
81	194858	ALLEGRE Nils	FRA	80	1619	13 (52)	-	-	58 (29)	9 (41)
82	202345	SCHWAIGER Dominik	GER	78	1621	39 (39)	-	-	39 (36)	-
83	380363	KOLEGA Elias	CRO	77	1622	-	77 (26)	-	-	-
84	202451	STRASSER Linus	GER	75	1624	-	25 (44)	5 (62)	-	45 (13)
85	380361	RODES Istok	CRO	72	1627	-	72 (27)	-	-	-
85	54093	STROLZ Johannes	AUT	72	1627	-	45 (36)	27 (38)	-	-
85	194167	MUZATON Maxence	FRA	72	1627	55 (32)	-	-	4 (62)	13 (36)
88	202597	SCHMID Alexander	GER	71	1628	-	-	71 (23)	-	-
88	100558	COOK Dustin	CAN	71	1628	-	-	-	71 (22)	-
90	194298	GIEZENDANNER Blaise	FRA	70	1629	10 (56)	-	-	60 (28)	-
90	292967	EISATH Florian	ITA	70	1629	-	-	70 (24)	-	-
92	421860	NORDBOTTEN Jonathan	NOR	69	1630	-	69 (29)	-	-	-
93	54209	KRENN Christoph	AUT	68	1631	3 (64)	-	-	65 (23)	-
93	201896	STEHLE Dominik	GER	68	1631	-	68 (30)	-	-	-
93	51007	SCHOERGHOFER Philipp	AUT	68	1631	-	-	68 (25)	-	-
96	103865	PHILP Trevor	CAN	66	1633	-	27 (41)	39 (33)	-	-
96	561216	KLINKE Bostjan	SLO	66	1633	11 (55)	-	-	50 (33)	5 (43)
96	202462	DOPFER Fritz	GER	66	1633	-	27 (41)	39 (33)	-	-
99	501111	HARGIN Mattias	SWE	65	1634	-	65 (31)	-	-	-
100	512138	SIMONET Sandro	SUI	62	1637	-	38 (39)	-	-	24 (24)
100	480736	KHOROSHILOV Alexander	RUS	62	1637	-	62 (32)	-	-	-
100	380334	VIDOVIC Matej	CRO	62	1637	-	62 (32)	-	-	-
103	6190176	BAILET Matthieu	FRA	60	1639	54 (33)	-	-	6 (58)	-
103	102899	OSBORNE-PARADIS Manuel	CAN	60	1639	43 (38)	-	-	17 (43)	-
105	512203	NEF Tanguy	SUI	56	1643	-	56 (34)	-	-	-
106	6291430	MAURBERGER Simon	ITA	50	1649	-	34 (40)	16 (48)	-	-
106	511529	GISIN Marc	SUI	50	1649	47 (35)	-	-	-	3 (48)
108	511741	ZURBRIGGEN Elia	SUI	45	1654	-	-	45 (30)	-	-
109	202525	SCHMID Manuel	GER	44	1655	44 (37)	-	-	-	-
110	54031	LEITINGER Roland	AUT	42	1657	-	-	42 (32)	-	-
111	6293171	VINATZER Alex	ITA	41	1658	-	41 (38)	-	-	-
112	53981	KROELL Johannes	AUT	40	1659	39 (39)	-	-	1 (68)	-
112	192504	MERMILLOD BLON.	FRA	40	1659	-	-	-	-	40 (16)
112	934643	GOLDBERG Jared	USA	40	1659	20 (47)	-	-	5 (59)	15 (34)
115	511139	KUENG Patrick	SUI	38	1661	38 (41)	-	-	-	-
116	700830	ZAMPA Adam	SVK	36	1663	-	5 (57)	31 (37)	-	-
117	194368	RAFFORT Nicolas	FRA	35	1664	35 (42)	-	-	-	-
118	54027	BRENNSTEINER Stefan	AUT	34	1665	-	-	34 (36)	-	-
118	194542	GIRAUD MOINE Valentin	FRA	34	1665	12 (54)	-	-	-	22 (26)
120	501987	MONSEN Felix	SWE	31	1668	-	-	-	-	31 (20)
121	512042	KRYENBUEHL Urs	SUI	28	1671	23 (46)	-	-	5 (59)	-
122	502015	JAKOBSEN Kristoffer	SWE	26	1673	-	26 (43)	-	-	-
122	531452	BIESEMAYER Thomas	USA	26	1673	9 (57)	-	-	17 (43)	-
124	54080	NEUMAYER Christopher	AUT	24	1675	14 (50)	-	-	10 (50)	-
125	194935	FAVROT Thibaut	FRA	23	1676	-	-	23 (39)	-	-
125	512031		SUI	23	1676	13 (52)	-	-	-	10 (38)
127	512038	ROGENTIN Stefan	SUI	22	1677	-	-	-	12 (48)	10 (38)
127	192506	MISSILLIER Steve	FRA	22	1677	-	-	22 (40)	-	-

Åre (SWE)
**Men's Alpine Combined
OVERALL FIS WCSL LIST**

Number of Competitors: 186 Number of NSA: 20

Rank	FIS Code	Name	NSA Code	WCSL Points	Diff.	DH 7 races	SL 8 races	GS 5 races	SG 6 races	AC 2 races
129	54104	WALCH Magnus	AUT	21	1678	-	-	21 (41)	-	-
130	151238	ZABYSTRAN Jan	CZE	20	1679	-	-	-	-	20 (29)
130	700879	ZAMPA Andreas	SVK	20	1679	-	-	20 (42)	-	-
130	202520	HOLZMANN Sebastian	GER	20	1679	-	20 (46)	-	-	-
130	534959	JITLOFF Tim	USA	20	1679	-	-	20 (42)	-	-
130	104096	THOMPSON Broderick	CAN	20	1679	5 (62)	-	-	-	15 (34)
135	422507	HAUGAN Timon	NOR	19	1680	-	19 (47)	-	-	-
135	990048	BORSOTTI Giovanni	ITA	19	1680	-	-	19 (44)	-	-
137	422120	SAUGESTAD Stian	NOR	18	1681	2 (65)	-	-	16 (46)	-
137	294890	NANI Roberto	ITA	18	1681	-	-	18 (45)	-	-
139	6530500	McLAUGHLIN Brian	USA	17	1682	-	-	17 (47)	-	-
139	422073	NETELAND Bjoernar	NOR	17	1682	-	-	10 (56)	4 (62)	3 (48)
141	104272	SEGER Brodie	CAN	15	1684	15 (49)	-	-	-	-
141	290095	BALLERIN Andrea	ITA	15	1684	-	-	15 (49)	-	-
141	194262	BUFFET Robin	FRA	15	1684	-	15 (48)	-	-	-
141	180666	TORSTI Samu	FIN	15	1684	-	-	15 (49)	-	-
145	202485	KETTERER David	GER	14	1685	-	14 (49)	-	-	-
145	511908	SCHMIDIGER Reto	SUI	14	1685	-	14 (49)	-	-	-
145	511899	ROCHAT Marc	SUI	14	1685	-	14 (49)	-	-	-
148	54358	GRAF Mathias	AUT	13	1686	-	13 (52)	-	-	-
148	511867	NOGER Cedric	SUI	13	1686	-	-	13 (51)	-	-
148	60261	MAES Sam	BEL	13	1686	-	-	13 (51)	-	-
148	511981	WEBER Ralph	SUI	13	1686	-	-	-	8 (55)	5 (43)
152	561310	HROBAT Miha	SLO	12	1687	-	-	-	11 (49)	1 (53)
152	320266	JUNG Donghyun	KOR	12	1687	-	12 (53)	-	-	-
152	302982	OHKOSHI Ryunosuke	JPN	12	1687	-	12 (53)	-	-	-
155	511847	MANI Nils	SUI	11	1688	7 (59)	-	-	-	4 (46)
155	481103	ANDRIENKO Aleksander	RUS	11	1688	-	-	11 (53)	-	-
157	180570	ROMAR Andreas	FIN	10	1689	7 (59)	-	-	-	3 (48)
157	180534	SANDELL Marcus	FIN	10	1689	-	-	10 (56)	-	-
157	530939	WEIBRECHT Andrew	USA	10	1689	-	-	-	10 (50)	-
160	422469	SOLHEIM Fabian Wilkens	NOR	9	1690	-	-	9 (58)	-	-
160	930024	MAPLE Wiley	USA	9	1690	8 (58)	-	-	1 (68)	-
160	534508	CHODOUNSKY David	USA	9	1690	-	9 (55)	-	-	-
163	54076	KOECK Niklas	AUT	8	1691	-	-	-	8 (55)	-
164	6532084	RADAMUS River	USA	7	1692	-	-	7 (59)	-	-
164	6290886	BACHER Fabian	ITA	7	1692	-	7 (56)	-	-	-
164	192932	FAYED Guillermo	FRA	7	1692	7 (59)	-	-	-	-
167	990051	BOSCA Giulio Giovanni	ITA	6	1693	-	-	6 (61)	-	-
168	422729	BRAATHEN Lucas	NOR	5	1694	-	-	5 (62)	-	-
168	53968	BERTHOLD Frederic	AUT	5	1694	-	-	-	-	5 (43)
168	934523	ENGEL Mark	USA	5	1694	-	5 (57)	-	-	-
168	422390	MONSEN Marcus	NOR	5	1694	-	-	5 (62)	-	-
172	501898	ROENNGREN Mattias	SWE	4	1695	-	-	4 (66)	-	-
172	104531	CRAWFORD James	CAN	4	1695	-	-	-	4 (62)	-
172	292514	HEEL Werner	ITA	4	1695	4 (63)	-	-	-	-
172	291145	DEVILLE Cristian	ITA	4	1695	-	4 (59)	-	-	-
172	54245	HETTEGGER Thomas	AUT	4	1695	-	4 (59)	-	-	-
177	532138	KASPER Nolan	USA	3	1696	-	3 (62)	-	-	-
177	290732	THALER Patrick	ITA	3	1696	-	3 (62)	-	-	-
179	6530453	DUPRATT Samuel	USA	2	1697	-	-	-	2 (66)	-
179	103676	BROWN Phil	CAN	2	1697	-	2 (64)	-	-	-
179	53985	MATHIS Marcel	AUT	2	1697	-	-	2 (69)	-	-
179	6291574	SALA Tommaso	ITA	2	1697	-	2 (64)	-	-	-
179	201891	SCHMID Philipp	GER	2	1697	-	2 (64)	-	-	-
179	202265	STAUBITZER Benedikt	GER	2	1697	-	-	2 (69)	-	-
185	6291625	SCHIEDER Florian	ITA	1	1698	-	-	-	1 (68)	-
185	303758	SUGAI Ryo	JPN	1	1698	-	-	-	-	1 (53)

Legend:	-	No points	AC	Alpine Combined	DH	Downhill	Diff.	Difference
GS	-	Giant Slalom	SG	Super-G	SL	Slalom	WCSL	Overall points



FIS ALPINE WORLD SKI CHAMPIONSHIPS SWEDEN



SKISTAR FIS ALPINE WORLD SKI CHAMPIONSHIPS 2019



Åre (SWE)




Men's Alpine Combined

MON 11 FEB 2019

MEDALLISTS

Medal	Name	NSA
GOLD	PINTURALT Alexis	FRA - France
SILVER	HADALIN Stefan	SLO - Slovenia
BRONZE	SCHWARZ Marco	AUT - Austria



MEDALLISTS BY EVENT

Event	Date	Medal	Name	NSA Code
Men's Alpine Combined	MON 11 FEB	GOLD	PINTURAUULT Alexis	FRA
		SILVER	HADALIN Stefan	SLO
		BRONZE	SCHWARZ Marco	AUT
Ladies' Downhill	SUN 10 FEB	GOLD	STUHEC Ilka	SLO
		SILVER	SUTER Corinne	SUI
		BRONZE	VONN Lindsey	USA
Men's Downhill	SAT 9 FEB	GOLD	JANSRUD Kjetil	NOR
		SILVER	SVINDAL Aksel Lund	NOR
		BRONZE	KRIECHMAYR Vincent	AUT
Ladies' Alpine Combined	FRI 8 FEB	GOLD	HOLDENER Wendy	SUI
		SILVER	VLHOVA Petra	SVK
		BRONZE	MOWINCKEL Ragnhild	NOR
Men's Super-G	WED 6 FEB	GOLD	PARIS Dominik	ITA
		SILVER	CLAREY Johan	FRA
		SILVER	KRIECHMAYR Vincent	AUT
Ladies' Super-G	TUE 5 FEB	GOLD	SHIFFRIN Mikaela	USA
		SILVER	GOGGIA Sofia	ITA
		BRONZE	SUTER Corinne	SUI

Completed events	Events still to be held
Ladies' Super-G	Alpine Team Event
Men's Super-G	Ladies' Giant Slalom
Ladies' Alpine Combined	Men's Giant Slalom
Men's Downhill	Ladies' Slalom
Ladies' Downhill	Men's Slalom
Men's Alpine Combined	



FIS ARE 2019
FIS ALPINE WORLD SKI CHAMPIONSHIPS SWEDEN

SKISTAR

SKISTAR FIS ALPINE WORLD SKI CHAMPIONSHIPS 2019

LONGINES

Åre (SWE)

FIS

After 6 of 11 Events

MON 11 FEB 2019

MEDAL STANDINGS

Rank	NSA	Men				Ladies				Mixed				Total				Rank by Total
		G	S	B	Tot.	G	S	B	Tot.	G	S	B	Tot.	G	S	B	Tot.	
1	NOR - Norway	1	1		2			1	1					1	1	1	3	=1
1	SUI - Switzerland					1	1	1	3					1	1	1	3	=1
3	FRA - France	1	1		2									1	1		2	=4
3	ITA - Italy	1			1		1		1					1	1		2	=4
3	SLO - Slovenia		1		1	1			1					1	1		2	=4
6	USA - United States of America					1		1	2					1		1	2	=4
7	AUT - Austria		1	2	3										1	2	3	=1
8	SVK - Slovakia						1		1						1		1	8
	Total:	3	4	2	9	3	3	3	9					6	7	5	18	

Completed events	Events still to be held
Ladies' Super-G	Alpine Team Event
Men's Super-G	Ladies' Giant Slalom
Ladies' Alpine Combined	Men's Giant Slalom
Men's Downhill	Ladies' Slalom
Ladies' Downhill	Men's Slalom
Men's Alpine Combined	

Note:
Rank by Total is calculated by the total number of gold, silver and bronze medals.

Legend:
= Equal sign indicates that two or more NSAs share the same rank by total
G Gold S Silver Tot. Total B Bronze

11-02-2019 / Åre (SWE) / 0131

Page 1/1

Data Processing by LONGINES

www.fis-ski.com

LONGINES Timing

Generation date : MON 11 FEB 2019

Time : 17:19

Document: C95 6.0

