



FIS ARE 2019
FIS ALPINE WORLD SKI CHAMPIONSHIPS SWEDEN

SKISTAR

SKISTAR FIS ALPINE WORLD SKI CHAMPIONSHIPS 2019

LONGINES

Åre (SWE)

Men's Slalom Qualification Race

ENTRY LIST BY NSA



Number of Competitors: 121 Number of NSA: 58

NSA	FIS Code	Name	Date of Birth	DH	FIS Points (5th of February 2019 - List 13)			
					SL	GS	SG	AC
ALB (4)	800020	BICOKU Marsel	07.05.1997	-	207.39(4831)	196.25(4860)	-	-
	800026	KACO Mathieu	27.02.2000	-	311.57(5386)	287.27(5345)	-	-
	800013	TOLA Erjon	15.12.1986	-	68.55(1894)	132.82(3997)	175.35(2574)	233.45(1394)
	800023	VERIGA Vasil	04.08.1998	-	258.86(5196)	250.64(5197)	-	-
AND (1)	20378	ESTEVE Axel	19.12.1994	276.89(1846)	18.80 (228)	19.04 (233)	41.18 (349)	63.48 (340)
ARG (3)	30388	BIRKNER de MIGUEL Tomas	05.03.1997	92.78 (694)	17.78 (209)	23.25 (324)	53.91 (502)	48.62 (223)
	30266	GASTALDI Sebastiano	12.06.1991	73.45 (492)	18.86 (231)	18.62 (220)	47.15 (415)	61.67 (328)
	30149	SIMARI BIRKNER Cristian Javier	04.10.1980	42.56 (254)	27.32 (433)	27.38 (440)	42.29 (362)	36.43 (134)
ARM (2)	740030	GHAZARYAN Arsen	04.01.1992	-	123.38(3521)	193.01(4827)	-	-
	740039	HARUTYUNYAN Harutyun	05.04.2000	-	97.88(2862)	122.69(3794)	-	-
AUS (1)	40612	SCOTT Alec	20.01.1997	617.09(2067)	29.14 (480)	26.20 (411)	94.77(1322)	444.00(1845)
BEL (4)	60160	ALAERTS Kai	06.09.1989	999.00(2132)	15.67 (172)	999.00(5786)	999.00(3469)	999.00(2057)
	60261	MAES Sam	07.06.1998	-	11.49 (100)	6.05 (36)	96.21(1349)	836.91(2032)
	60236	van den BROECKE Dries	10.05.1995	75.95 (519)	15.79 (173)	25.04 (381)	64.32 (678)	121.10 (774)
	60256	VERBEKE Tom	13.06.1997	-	18.77 (227)	30.38 (534)	126.03(1952)	169.65(1099)
BIH (4)	710375	DJOKANOVIC Strahinja	12.11.2000	-	80.67(2323)	111.56(3513)	-	-
	710362	LOKMIC Emir	23.12.1997	145.39(1269)	19.78 (250)	36.33 (741)	65.73 (706)	69.44 (390)
	710353	SLJIVIC Marko	12.05.1996	139.03(1209)	20.15 (259)	39.27 (859)	93.72(1296)	615.11(1969)
	710367	TERZIC Dino	15.05.2000	-	76.71(2164)	92.74(2978)	-	-
BLR (3)	660023	CHERTSIN Daniil	10.01.1997	255.90(1808)	55.87(1441)	58.20(1624)	84.03(1103)	86.06 (541)
	660025	CHERTSIN Uladzislau	20.08.1998	139.44(1213)	100.58(2939)	84.26(2681)	79.48(1003)	92.17 (571)
	660021	DANILOCHKIN Yuri	22.02.1991	48.84 (298)	37.77 (750)	55.74(1519)	62.90 (647)	63.54 (343)
BOL (1)	54106	BREITFUSS KAMMERLANDER Simon	29.11.1992	67.92 (444)	24.80 (364)	33.72 (649)	34.51 (269)	56.77 (291)
BUL (1)	92721	TODOROV Yoan	09.07.1997	539.78(2034)	32.69 (582)	35.84 (718)	61.76 (633)	353.01(1710)
CHN (4)	120065	CONG Liang	17.02.1997	-	106.72(3104)	68.47(2062)	-	-
	120064	GAO Qun	31.01.1996	-	182.13(4560)	154.88(4390)	-	-
	120075	WANG Liwei	09.05.1999	-	125.45(3568)	94.37(3035)	162.44(2448)	239.03(1418)
	120057	ZHANG Yangming	31.08.1994	-	85.75(2490)	85.23(2709)	102.67(1492)	212.54(1301)
COL (1)	6190671	POETTOZ Michael	21.08.1998	127.58(1079)	48.80(1168)	52.95(1399)	111.39(1671)	158.41(1035)
CYP (3)	160112	EPIPHANIOU Andreas	06.10.1999	-	111.49(3233)	112.15(3527)	-	-
	160109	KAKKOURAS Giorgos	12.11.1998	-	92.18(2690)	105.39(3362)	-	-
	160106	KOUYOUMDJIAN Yianno	08.01.1997	-	70.31(1951)	106.53(3395)	-	-

16-02-2019 / Åre (SWE) / 0134

Data Processing by LONGINES

www.fis-ski.com


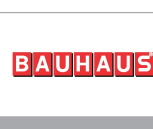
Page 1/4

Generation date : FRI 15 FEB 2019

Time : 21:09

LONGINES Timing

Document: C32E 1.0



Åre (SWE)

Men's Slalom Qualification Race

ENTRY LIST BY NSA


Number of Competitors: 121 Number of NSA: 58

NSA	FIS Code	Name	Date of Birth	FIS Points (5th of February 2019 - List 13)				
				DH	SL	GS	SG	AC
CZE (2)	151060	PAULUS Daniel	09.06.1994	-	29.93 (506)	23.03 (319)	53.02 (486)	119.16 (760)
	151119	STASZOWSKI Michal	01.01.1995	-	21.30 (280)	47.66(1200)	82.02(1057)	63.92 (348)
DEN (3)	170161	BLAAFALK Bastian	11.08.1998	615.96(2066)	125.92(3582)	107.87(3429)	571.62(3372)	-
	170151	DYRBYE NAESTED Casper	19.06.1996	-	31.03 (531)	34.38 (670)	-	-
	170159	VORRE Marcus	08.07.1998	49.57 (300)	48.08(1144)	41.86 (961)	58.25 (576)	59.44 (316)
ESP (1)	491876	PUENTE TASIAS Alejandro	08.03.1994	287.01(1861)	12.43 (119)	22.08 (296)	62.98 (650)	240.92(1424)
EST (1)	390044	LAINÉ Tormis	06.08.2000	-	22.13 (297)	30.20 (528)	-	-
GBR (2)	221223	MAJOR Billy	21.11.1996	72.01 (482)	17.14 (195)	26.72 (429)	77.36 (953)	89.66 (557)
	221320	VINTER Zak	18.07.1998	66.63 (428)	14.18 (138)	38.26 (825)	64.00 (670)	70.79 (409)
GEO (4)	680041	ABRAMASHVILI Iason	26.04.1988	-	32.28 (573)	40.24 (904)	-	-
	680047	BENIADZE Aleks	08.02.1991	560.03(2041)	34.03 (626)	37.13 (772)	66.25 (721)	63.26 (338)
	680068	JAPARIDZE Besarion	20.06.1998	-	69.02(1911)	81.28(2560)	-	-
	680063	JAPHARIDZE Soso	20.04.1996	-	43.82 (965)	42.34 (981)	86.96(1164)	103.32 (650)
GER (1)	202615	TREMEL Anton	26.11.1994	80.60 (560)	10.44 (86)	14.86 (150)	46.14 (405)	36.77 (138)
GHA (1)	941001	MAEDER Carlos	23.10.1978	-	225.20(4976)	153.78(4370)	-	-
GRE (4)	230651	ANTONIOU Ioannis	27.01.1995	-	22.15 (298)	37.95 (815)	85.15(1120)	97.05 (609)
	230733	MANTSIOS Vasileios	17.03.1998	-	75.12(2113)	114.23(3588)	213.57(2872)	254.24(1473)
	230728	TZIOVAS Nikolaos	22.10.1997	-	29.00 (475)	49.11(1256)	113.41(1713)	136.02 (885)
	230748	ZOGRAFOS-MANOS Emmanouil	27.03.2000	-	77.27(2178)	114.61(3597)	-	-
HAI (1)	921000	ROY Jean-Pierre	12.09.1963	-	999.00(5850)	999.00(5786)	-	-
HUN (3)	240124	HEGYI Balazs	01.10.1990	-	165.83(4342)	111.65(3516)	111.36(1670)	151.12 (990)
	240154	MAROTY Matyas	16.12.2000	-	90.21(2623)	85.79(2732)	114.94(1747)	152.85(1007)
	240149	NAGY Bence	03.08.1998	78.83 (541)	44.79(1008)	69.68(2111)	74.29 (893)	91.41 (567)
IND (1)	620046	KHAN Arif Mohd	09.03.1990	-	138.92(3863)	164.10(4511)	999.00(3469)	-
IRI (4)	260180	JAFARI Seyedmorteza	15.08.1992	-	37.68 (745)	79.42(2491)	999.00(3469)	999.00(2057)
	260111	KIA SHEMSHAKI Behnam	05.07.1990	-	54.08(1378)	77.77(2422)	168.17(2503)	233.41(1393)
	260097	SAVEH SHEMSHAKI Porya	30.04.1987	-	53.97(1375)	69.40(2096)	138.00(2138)	214.31(1308)
	260377	SAVEHSHEMSHAKI Mohammad	11.05.1999	-	58.50(1541)	118.76(3708)	194.30(2741)	248.24(1448)
IRL (2)	270061	COMERFORD Cormac	11.09.1996	-	35.69 (671)	64.66(1912)	-	-
	221190	NORRIS Kieran	29.09.1995	999.00(2132)	30.95 (527)	51.71(1351)	213.06(2865)	227.73(1366)
ISL (4)	250361	AUDUNSSON Kristinn Logi	30.12.1995	-	52.64(1324)	78.20(2434)	-	-
	250234	GUDMUNDSSON Gisli Rafn	06.06.1986	-	78.28(2220)	82.40(2605)	145.61(2248)	-
	250379	HAUKSSON Sigurdur	29.01.1996	-	62.05(1685)	77.07(2395)	842.31(3451)	999.00(2057)
	250353	SNORRASON Sturla Snaer	01.03.1994	-	22.34 (307)	30.47 (538)	-	-
ISR (2)	280034	BIRAN Itamar	03.03.1998	-	31.72 (552)	35.00 (690)	123.54(1902)	319.77(1638)
	240142	SZOLLOS Benjamin	27.10.1996	57.38 (352)	33.89 (621)	39.65 (877)	63.05 (653)	76.43 (458)
JOR (1)	961700	AZZAM Suhail	10.06.1983	-	225.53(4978)	-	-	-

Åre (SWE)


Men's Slalom Qualification Race

ENTRY LIST BY NSA

Number of Competitors: 121 Number of NSA: 58

NSA	FIS Code	Name	Date of Birth	FIS Points (5th of February 2019 - List 13)				
				DH	SL	GS	SG	AC
KAZ (2)	670082	DANOV Sergey	23.02.1997	91.19 (674)	106.16(3092)	81.47(2570)	77.76 (962)	122.88 (789)
	670080	KUCHIN Zakhar	31.10.1997	113.54 (914)	82.56(2390)	61.72(1772)	89.56(1214)	121.25 (776)
KGZ (4)	770018	GORDEEV Maksim	01.11.1995	-	163.34(4300)	159.85(4452)	449.89(3325)	450.90(1853)
	770024	IBRAGIMOV Alim	18.07.2001	-	324.74(5424)	299.87(5378)	-	-
	770025	PUSHKARNYKH Anton	03.08.2000	-	188.62(4638)	195.35(4851)	381.24(3272)	520.10(1912)
	770015	TIMOFEEV Evgeniy	16.10.1994	141.58(1232)	81.00(2338)	72.64(2240)	126.61(1961)	229.94(1379)
KOS (3)	942041	PUPOVCI Arbi	23.07.2000	-	133.25(3751)	128.75(3912)	-	-
	942037	SHURDHAJ Faton	27.09.1997	-	84.48(2456)	105.98(3384)	148.61(2284)	-
	942023	TAHIRI Albin	15.02.1989	64.65 (415)	126.12(3585)	84.82(2697)	65.99 (711)	81.15 (501)
LAT (4)	550086	GEDRA Zaks	30.04.1998	135.93(1166)	17.99 (212)	35.37 (703)	63.58 (660)	56.06 (285)
	550099	LOSS Daniels	09.07.2000	-	79.39(2269)	104.36(3339)	100.83(1454)	139.28 (909)
	550078	OPMANIS Elvis	26.08.1997	53.89 (318)	52.36(1310)	71.78(2200)	60.25 (611)	79.37 (488)
	550066	ZVEJNIEKS Miks	08.03.1995	73.36 (491)	18.86 (231)	46.73(1165)	55.46 (532)	28.72 (100)
LBN (4)	340495	ARNOUK Cesar	08.11.2000	-	107.31(3129)	119.19(3716)	-	-
	340230	FENIANOS Naim	01.07.1992	-	112.90(3270)	129.80(3933)	-	-
	340462	KAYROUZ Cyril	23.10.1999	-	149.09(4047)	206.29(4939)	-	-
	340576	SAMAHA Georges	26.08.2001	-	194.08(4689)	222.56(5055)	-	-
LTU (2)	780020	ALEKSANDRAVICIUS Vilius	08.12.1995	-	75.38(2121)	115.78(3628)	240.20(2992)	-
	780023	DRUKAROV Andrej	10.05.1999	298.62(1876)	43.43 (951)	33.37 (631)	61.33 (628)	195.65(1221)
LUX (1)	360046	OSCH Matthieu	01.04.1999	-	42.50 (910)	57.87(1606)	171.11(2540)	323.91(1650)
MAD (1)	940001	RANDRIAMIARISOA Andy	14.06.1984	-	157.55(4197)	142.97(4187)	-	-
MAR (1)	790022	AOUICH Yassine	17.11.1990	-	226.11(4982)	320.03(5423)	-	-
MEX (1)	540001	von HOHENLOHE Hubertus	02.02.1959	999.00(2132)	194.29(4690)	999.00(5786)	999.00(3469)	999.00(2057)
MKD (4)	750107	BOZHINOVSKI Luka	07.09.1998	74.39 (502)	65.50(1792)	57.80(1600)	53.06 (488)	115.23 (728)
	750089	DEHARI Dardan	23.08.1990	-	81.29(2346)	266.40(5270)	999.00(3469)	999.00(2057)
	750108	PETKOV Viktor	30.08.1999	-	79.65(2278)	94.88(3047)	-	-
	750088	RISTEVSKI Antonio	19.05.1989	-	27.32 (433)	69.76(2114)	158.69(2400)	999.00(2057)
MNE (2)	310388	KOSIC Bojan	14.12.1990	-	115.55(3326)	115.14(3615)	831.47(3449)	999.00(2057)
	310438	SALIHVIC Eldar	17.06.1999	165.41(1425)	43.61 (955)	54.98(1488)	137.63(2136)	-
NED (1)	400301	ROSSUM van Max	20.03.1998	-	18.15 (215)	22.35 (306)	-	-
NEP (1)	890009	SHRESTHA Saphal Ram	05.07.1998	-	332.58(5452)	323.49(5434)	-	-
NZL (2)	410365	BARWOOD Adam	30.07.1992	526.22(2030)	17.14 (195)	12.02 (100)	30.09 (223)	33.70 (116)
	410364	FEASEY Willis	28.08.1992	102.81 (797)	27.38 (436)	7.73 (48)	29.64 (218)	49.77 (240)
POR (2)	590039	ALMEIDA Samuel	26.11.1997	-	97.45(2849)	97.30(3112)	779.22(3433)	999.00(2057)
	590038	BRANCAL Ricardo	17.05.1996	-	272.70(5251)	362.10(5500)	-	-
ROU (1)	460060	BARBU Alexandru	08.03.1987	83.56 (594)	30.88 (524)	63.51(1861)	73.73 (873)	99.32 (622)
RSA (1)	570019	WILSON Connor	18.12.1996	-	95.21(2781)	145.07(4231)	282.63(3127)	289.68(1561)

16-02-2019 / Åre (SWE) / 0134

Page 3/4

Data Processing by LONGINES

www.fis-ski.com

LONGINES Timing

Generation date : FRI 15 FEB 2019

Time : 21:09

Document: C32E 1.0



PRESENTING SPONSOR

OFFICIAL TIMEKEEPER

MAIN SPONSORS

Åre (SWE)


Men's Slalom Qualification Race

ENTRY LIST BY NSA

Number of Competitors: 121 Number of NSA: 58

NSA	FIS Code	Name	Date of Birth	FIS Points (5th of February 2019 - List 13)				
				DH	SL	GS	SG	AC
RUS (1)	481103	ANDRIENKO Aleksander	08.05.1990	291.85(1867)	17.17 (197)	11.04 (82)	44.70 (389)	339.37(1691)
SLO (1)	561296	SPIK Jakob	12.07.1994	155.12(1347)	12.02 (112)	35.99 (728)	107.24(1591)	130.70 (843)
SRB (4)	310439	BLAGOJEVIC Rastko	28.01.1999	133.94(1146)	44.82(1011)	67.12(2014)	73.58 (869)	80.38 (495)
	310440	DJORDJEVIC Mihajlo	24.10.1999	295.78(1871)	49.42(1202)	70.85(2166)	89.40(1210)	-
	310444	MINIC Mateja	01.09.2000	-	58.85(1560)	71.76(2199)	103.33(1504)	160.50(1046)
	310415	STANISIC Strahinja	23.03.1995	95.14 (721)	22.79 (317)	57.25(1578)	96.81(1358)	106.17 (665)
SVK (1)	700901	HYSKA Martin	13.06.1994	107.49 (851)	21.12 (276)	39.20 (854)	65.65 (703)	71.71 (415)
SWE (1)	502417	JONSSON Carl	11.05.2000	-	11.96 (109)	20.61 (261)	60.80 (622)	54.18 (270)
TGA (1)	960801	SKEEN Kasete-Naufahu	10.09.1982	-	-	436.52(5596)	-	-
TLS (1)	960300	GOUTT Yohan Goncalves	20.12.1994	-	113.08(3273)	135.47(4049)	-	-
TPE (1)	130040	HO Ping-Jui	29.10.1998	-	148.24(4033)	131.15(3963)	-	-
UKR (3)	690694	KOVBASNYUK Ivan	18.05.1993	47.56 (287)	49.98(1225)	82.32(2599)	46.67 (411)	56.74 (290)
	690732	MARIICHYN Andriy	15.02.1995	159.23(1384)	126.33(3591)	145.38(4242)	-	-
	690737	TSIBELENGO Levko	16.02.1996	-	86.10(2509)	88.77(2848)	148.83(2288)	-
UZB (1)	210040	TUKHTAEV Komiljon	30.10.1997	241.47(1767)	67.20(1836)	91.40(2934)	138.00(2138)	195.74(1222)

Legend:

AC	Alpine Combined	DH	Downhill	GS	Giant Slalom	SG	Super-G
SL	Slalom						





ARE 2019

FIS ALPINE WORLD SKI CHAMPIONSHIPS SWEDEN



SKISTAR FIS ALPINE WORLD SKI CHAMPIONSHIPS 2019



Åre (SWE)

Men's Slalom Qualification Race



DRAW LIST

Number of Competitors: 121 Number of NSA: 58

Rank 120 in the FIS List: MALMSTROEM Victor

FIS Pts: 12.65

No	FIS Code	Name	NSA Code	WCSL SL	WCSL Overall	FIS SL
1	202615	TREMME Anton	GER	-	-	10.44 (86)
2	60261	MAES Sam	BEL	-	13 (147)	11.49 (100)
3	502417	JONSSON Carl	SWE	-	-	11.96 (109)
4	561296	SPIK Jakob	SLO	-	-	12.02 (112)
5	491876	PUENTE TASIAS Alejandro	ESP	-	-	12.43 (119)
6	221320	VINTER Zak	GBR	-	-	>14.18 (138)
7	60160	ALAERTS Kai	BEL	-	-	>15.67 (172)
8	60236	van den BROECKE Dries	BEL	-	-	>15.79 (173)
9	410365	BARWOOD Adam	NZL	-	-	>17.14 (195)
10	221223	MAJOR Billy	GBR	-	-	>17.14 (195)
11	481103	ANDRIENKO Aleksander	RUS	-	9 (158)	>17.17 (197)
12	30388	BIRKNER de MIGUEL Tomas	ARG	-	-	>17.78 (209)
13	550086	GEDRA Zaks	LAT	-	-	>17.99 (212)
14	400301	ROSSUM van Max	NED	-	-	>18.15 (215)
15	60256	VERBEKE Tom	BEL	-	-	>18.77 (227)
16	20378	ESTEVE Axel	AND	-	-	>18.80 (228)
17	550066	ZVEJNIEKS Miks	LAT	-	-	>18.86 (231)
18	30266	GASTALDI Sebastiano	ARG	-	-	>18.86 (231)
19	710362	LOKMIC Emir	BIH	-	-	>19.78 (250)
20	710353	SLJIVIC Marko	BIH	-	-	>20.15 (259)
21	700901	HYSKA Martin	SVK	-	-	>21.12 (276)
22	151119	STASZOWSKI Michal	CZE	-	-	>21.30 (280)
23	390044	LAINÉ Tormis	EST	-	-	>22.13 (297)
24	230651	ANTONIOU Ioannis	GRE	-	-	>22.15 (298)
25	250353	SNORRASON Sturla Snaer	ISL	-	-	>22.34 (307)
26	310415	STANISIC Strahinja	SRB	-	-	>22.79 (317)
27	54106	BREITFUSS KAMM.	BOL	-	-	>24.80 (364)
28	30149	SIMARI BIRKNER	ARG	-	-	>27.32 (433)
29	750088	RISTEVSKI Antonio	MKD	-	-	>27.32 (433)
30	410364	FEASEY Willis	NZL	-	-	>27.38 (436)
31	230728	TZIOVAS Nikolaos	GRE	-	-	>29.00 (475)
32	40612	SCOTT Alec	AUS	-	-	>29.14 (480)
33	151060	PAULUS Daniel	CZE	-	-	>29.93 (506)
34	460060	BARBU Alexandru	ROU	-	-	>30.88 (524)
35	221190	NORRIS Kieran	IRL	-	-	>30.95 (527)
36	170151	DYRBYE NAESTED Casper	DEN	-	-	>31.03 (531)
37	280034	BIRAN Itamar	ISR	-	-	>31.72 (552)
38	680041	ABRAMASHVILI Iason	GEO	-	-	>32.28 (573)
39	92721	TODOROV Yoan	BUL	-	-	>32.69 (582)
40	240142	SZOLLOS Benjamin	ISR	-	-	>33.89 (621)
41	680047	BENIAIDZE Aleks	GEO	-	-	>34.03 (626)
42	270061	COMERFORD Cormac	IRL	-	-	>35.69 (671)
43	260180	JAFARI Seyedmorteza	IRI	-	-	>37.68 (745)
44	660021	DANILOCHKIN Yuri	BLR	-	-	>37.77 (750)
45	360046	OSCH Matthieu	LUX	-	-	>42.50 (910)



Åre (SWE)

Men's Slalom Qualification Race


DRAW LIST

Number of Competitors: 121 Number of NSA: 58

Rank 120 in the FIS List: MALMSTROEM Victor

FIS Pts: 12.65

No	FIS Code	Name	NSA Code	WCSL SL	WCSL Overall	FIS SL
46	780023	DRUKAROV Andrej	LTU	-	-	>43.43 (951)
47	310438	SALIHOVIC Eldar	MNE	-	-	>43.61 (955)
48	680063	JAPHARIDZE Soso	GEO	-	-	>43.82 (965)
49	240149	NAGY Bence	HUN	-	-	>44.79 (1008)
50	310439	BLAGOJEVIC Rastko	SRB	-	-	>44.82 (1011)
51	170159	VORRE Marcus	DEN	-	-	>48.08 (1144)
52	6190671	POETTOZ Michael	COL	-	-	>48.80 (1168)
53	310440	DJORDJEVIC Mihajlo	SRB	-	-	>49.42 (1202)
54	690694	KOVBASNYUK Ivan	UKR	-	-	>49.98 (1225)
55	550078	OPMANIS Elvis	LAT	-	-	>52.36 (1310)
56	250361	AUDUNSSON Kristinn Logi	ISL	-	-	>52.64 (1324)
57	260097	SAVEH SHEMSHAKI Porya	IRI	-	-	>53.97 (1375)
58	260111	KIA SHEMSHAKI Behnam	IRI	-	-	>54.08 (1378)
59	660023	CHERTSIN Daniil	BLR	-	-	>55.87 (1441)
60	260377	SAVEHSHEMSHAKI Mohammad	IRI	-	-	>58.50 (1541)
61	310444	MINIC Mateja	SRB	-	-	>58.85 (1560)
62	250379	HAUKSSON Sigurdur	ISL	-	-	>62.05 (1685)
63	750107	BOZHINOVSKI Luka	MKD	-	-	>65.50 (1792)
64	210040	TUKHTAEV Komiljon	UZB	-	-	>67.20 (1836)
65	800013	TOLA Erjon	ALB	-	-	>68.55 (1894)
66	680068	JAPARIDZE Besarion	GEO	-	-	>69.02 (1911)
67	160106	KOUYOUMDJIAN Yianno	CYP	-	-	>70.31 (1951)
68	230733	MANTSIOS Vasileios	GRE	-	-	>75.12 (2113)
69	780020	ALEKSANDRAVICIUS Vilius	LTU	-	-	>75.38 (2121)
70	710367	TERZIC Dino	BIH	-	-	>76.71 (2164)
71	230748	ZOGRAFOS-MANOS Emmanouil	GRE	-	-	>77.27 (2178)
72	250234	GUDMUNDSSON Gisli Rafn	ISL	-	-	>78.28 (2220)
73	550099	LOSS Daniels	LAT	-	-	>79.39 (2269)
74	750108	PETKOV Viktor	MKD	-	-	>79.65 (2278)
75	710375	DJOKANOVIC Strahinja	BIH	-	-	>80.67 (2323)
76	770015	TIMOFEEV Evgeniy	KGZ	-	-	>81.00 (2338)
77	750089	DEHARI Dardan	MKD	-	-	>81.29 (2346)
78	670080	KUCHIN Zakhar	KAZ	-	-	>82.56 (2390)
79	942037	SHURDHAJ Faton	KOS	-	-	>84.48 (2456)
80	120057	ZHANG Yangming	CHN	-	-	>85.75 (2490)
81	690737	TSIBELENKO Levko	UKR	-	-	>86.10 (2509)
82	240154	MAROTY Matyas	HUN	-	-	>90.21 (2623)
83	160109	KAKKOURAS Giorgos	CYP	-	-	>92.18 (2690)
84	570019	WILSON Connor	RSA	-	-	>95.21 (2781)
85	590039	ALMEIDA Samuel	POR	-	-	>97.45 (2849)
86	740039	HARUTYUNYAN Harutyun	ARM	-	-	>97.88 (2862)
87	660025	CHERTSIN Uladzislau	BLR	-	-	>100.58 (2939)
88	670082	DANOV Sergey	KAZ	-	-	>106.16 (3092)
89	120065	CONG Liang	CHN	-	-	>106.72 (3104)
90	340495	ARNOUK Cesar	LBN	-	-	>107.31 (3129)
91	160112	EPIPHANIOU Andreas	CYP	-	-	>111.49 (3233)
92	340230	FENIANOS Naim	LBN	-	-	>112.90 (3270)
93	960300	GOUTT Yohan Goncalves	TLS	-	-	>113.08 (3273)
94	310388	KOSIC Bojan	MNE	-	-	>115.55 (3326)
95	740030	GHAZARYAN Arsen	ARM	-	-	>123.38 (3521)
96	120075	WANG Liwei	CHN	-	-	>125.45 (3568)
97	170161	BLAAFALK Bastian	DEN	-	-	>125.92 (3582)
98	942023	TAHIRI Albin	KOS	-	-	>126.12 (3585)
99	690732	MARIICHYN Andriy	UKR	-	-	>126.33 (3591)
100	942041	PUPOVCI Arbi	KOS	-	-	>133.25 (3751)
101	620046	KHAN Arif Mohd	IND	-	-	>138.92 (3863)

Åre (SWE)


Men's Slalom Qualification Race

DRAW LIST

Number of Competitors: 121 Number of NSA: 58

Rank 120 in the FIS List: MALMSTROEM Victor

FIS Pts: 12.65

No	FIS Code	Name	NSA Code	WCSL SL	WCSL Overall	FIS SL
102	130040	HO Ping-Jui	TPE	-	-	>148.24 (4033)
103	340462	KAYROUZ Cyril	LBN	-	-	>149.09 (4047)
104	940001	RANDRIAMIARISOA Andy	MAD	-	-	>157.55 (4197)
105	770018	GORDEEV Maksim	KGZ	-	-	>163.34 (4300)
106	240124	HEGYI Balazs	HUN	-	-	>165.83 (4342)
107	120064	GAO Qun	CHN	-	-	>182.13 (4560)
108	770025	PUSHKARNYKH Anton	KGZ	-	-	>188.62 (4638)
109	340576	SAMAHA Georges	LBN	-	-	>194.08 (4689)
110	540001	von HOHENLOHE Hubertus	MEX	-	-	>194.29 (4690)
111	800020	BICOKU Marsel	ALB	-	-	>207.39 (4831)
112	941001	MAEDER Carlos	GHA	-	-	>225.20 (4976)
113	961700	AZZAM Suhail	JOR	-	-	>225.53 (4978)
114	790022	AOUICH Yassine	MAR	-	-	>226.11 (4982)
115	800023	VERIGA Vasil	ALB	-	-	>258.86 (5196)
116	590038	BRANCAL Ricardo	POR	-	-	>272.70 (5251)
117	800026	KACO Mathieu	ALB	-	-	>311.57 (5386)
118	770024	IBRAGIMOV Alim	KGZ	-	-	>324.74 (5424)
119	890009	SHRESTHA Saphal Ram	NEP	-	-	>332.58 (5452)
120	960801	SKEEN Kasete-Naufahu	TGA	-	-	999.00 (-)
121	921000	ROY Jean-Pierre	HAI	-	-	>999.00 (5850)

Legend:

> Greater than 120th rank in the FIS points list FIS_SL FIS points for SL (13th FIS points list 2018/2019)
 No Control Number WCSL SL FIS World Cup Start List points for Slalom





ARE 2019

FIS ALPINE WORLD SKI CHAMPIONSHIPS SWEDEN



SKISTAR FIS ALPINE WORLD SKI CHAMPIONSHIPS 2019



Åre (SWE)

Men's Slalom Qualification Race

SAT 16 FEB 2019

Start Time : 9:30



START LIST RUN 1

Jury

FIS Technical Delegate	OWESEN Svein Erik	NOR
Referee	FLERE Janez	FIS
Chief of Race	HYLLIENMARK Johan	SWE
Start Referee	PANDELIDIS Andreas	GRE
Finish Referee	HOFER Franz	SUI

Technical Data

Course Name	HAMREBACKEN	
Start Altitude	585m	
Finish Altitude	437m	
Vertical Drop	148m	
Homologation Number	11097/11/13	

Race Information Run 1

Course setter	DORSS Dinars	LAT
Gates/Turning Gates	57/54	
Start Time	9:30	

Race Information Run 2

Course setter	EPSTEIN Paul	BEL
Gates/Turning Gates		
Start Time	13:00	

Number of Competitors: 121 Number of NSA: 58

Bib	FIS Code	Name	Year of Birth	NSA Code	Time	Ski
1	60160	ALAERTS Kai	1989	BEL	_____	
2	502417	JONSSON Carl	2000	SWE	_____	
3	221320	VINTER Zak	1998	GBR	_____	
4	202615	TREMMEL Anton	1994	GER	_____	Nordica
5	60261	MAES Sam	1998	BEL	_____	Rossignol
6	561296	SPIK Jakob	1994	SLO	_____	Nordica
7	491876	PUENTE TASIAS Alejandro	1994	ESP	_____	
8	30388	BIRKNER de MIGUEL Tomas	1997	ARG	_____	
9	410365	BARWOOD Adam	1992	NZL	_____	Voelkl
10	221223	MAJOR Billy	1996	GBR	_____	Atomic
11	481103	ANDRIENKO Aleksander	1990	RUS	_____	Rossignol
12	400301	ROSSUM van Max	1998	NED	_____	
13	60256	VERBEKE Tom	1997	BEL	_____	
14	550086	GEDRA Zaks	1998	LAT	_____	
15	60236	van den BROECKE Dries	1995	BEL	_____	Augment
16	20378	ESTEVE Axel	1994	AND	_____	Fischer
17	30266	GASTALDI Sebastiano	1991	ARG	_____	
18	550066	ZVEJNIEKS Miks	1995	LAT	_____	
19	710362	LOKMIC Emir	1997	BIH	_____	
20	710353	SLJIVIC Marko	1996	BIH	_____	
21	700901	HYSKA Martin	1994	SVK	_____	
22	151119	STASZOWSKI Michal	1995	CZE	_____	
23	390044	LAINÉ Tormis	2000	EST	_____	
24	230651	ANTONIOU Ioannis	1995	GRE	_____	
25	250353	SNORRASON Sturla Snaer	1994	ISL	_____	
26	310415	STANISIC Strahinja	1995	SRB	_____	
27	54106	BREITFUSS KAMMERLANDER Simon	1992	BOL	_____	Voelkl
28	750088	RISTEVSKI Antonio	1989	MKD	_____	
29	30149	SIMARI BIRKNER Cristian Javier	1980	ARG	_____	
30	410364	FEASEY Willis	1992	NZL	_____	
31	230728	TZIOVAS Nikolaos	1997	GRE	_____	
32	40612	SCOTT Alec	1997	AUS	_____	
33	151060	PAULUS Daniel	1994	CZE	_____	
34	460060	BARBU Alexandru	1987	ROU	_____	
35	221190	NORRIS Kieran	1995	IRL	_____	
36	170151	DYRBYE NAESTED Casper	1996	DEN	_____	
37	280034	BIRAN Itamar	1998	ISR	_____	
38	680041	ABRAMASHVILI Iason	1988	GEO	_____	



START LIST RUN 1

Number of Competitors: 121 Number of NSA: 58

Bib	FIS Code	Name	Year of Birth	NSA Code	Time	Ski
39	92721	TODOROV Yoan	1997	BUL	_____	Head
40	240142	SZOLLOS Benjamin	1996	ISR	_____	
41	680047	BENIAIDZE Aleks	1991	GEO	_____	
42	270061	COMERFORD Cormac	1996	IRL	_____	
43	260180	JAFARI Seyedmorteza	1992	IRI	_____	
44	660021	DANILOCHKIN Yuri	1991	BLR	_____	Atomic
45	360046	OSCH Matthieu	1999	LUX	_____	
46	780023	DRUKAROV Andrej	1999	LTU	_____	
47	310438	SALIHVIC Eldar	1999	MNE	_____	
48	680063	JAPHARIDZE Soso	1996	GEO	_____	
49	240149	NAGY Bence	1998	HUN	_____	
50	310439	BLAGOJEVIC Rastko	1999	SRB	_____	
51	170159	VORRE Marcus	1998	DEN	_____	Atomic
52	6190671	POETTOZ Michael	1998	COL	_____	
53	310440	DJORDJEVIC Mihajlo	1999	SRB	_____	
54	690694	KOVBASNYUK Ivan	1993	UKR	_____	
55	550078	OPMANIS Elvis	1997	LAT	_____	
56	250361	AUDUNSSON Kristinn Logi	1995	ISL	_____	
57	260097	SAVEH SHEMSHAKI Porya	1987	IRI	_____	
58	260111	KIA SHEMSHAKI Behnam	1990	IRI	_____	
59	660023	CHERTSIN Daniil	1997	BLR	_____	
60	260377	SAVEHSHEMSHAKI Mohammad	1999	IRI	_____	
61	310444	MINIC Mateja	2000	SRB	_____	
62	250379	HAUKSSON Sigurdur	1996	ISL	_____	
63	750107	BOZHINOVSKI Luka	1998	MKD	_____	
64	210040	TUKHTAEV Komiljon	1997	UZB	_____	
65	800013	TOLA Erjon	1986	ALB	_____	
66	680068	JAPARIDZE Besarion	1998	GEO	_____	
67	160106	KOUYOUMDJIAN Yianno	1997	CYP	_____	
68	230733	MANTSIOS Vasileios	1998	GRE	_____	
69	780020	ALEKSANDRAVICIUS Vilius	1995	LTU	_____	
70	710367	TERZIC Dino	2000	BIH	_____	
71	230748	ZOGRAFOS-MANOS Emmanouil	2000	GRE	_____	
72	250234	GUDMUNDSSON Gisli Rafn	1986	ISL	_____	
73	550099	LOSS Daniels	2000	LAT	_____	
74	750108	PETKOV Viktor	1999	MKD	_____	
75	710375	DJOKANOVIC Strahinja	2000	BIH	_____	
76	770015	TIMOFEEV Evgeniy	1994	KGZ	_____	
77	750089	DEHARI Dardan	1990	MKD	_____	
78	670080	KUCHIN Zakhar	1997	KAZ	_____	
79	942037	SHURDHAIJ Faton	1997	KOS	_____	
80	120057	ZHANG Yangming	1994	CHN	_____	
81	690737	TSIBELENGO Levko	1996	UKR	_____	
82	240154	MAROTY Matyas	2000	HUN	_____	
83	160109	KAKKOURAS Giorgos	1998	CYP	_____	
84	570019	WILSON Connor	1996	RSA	_____	
85	590039	ALMEIDA Samuel	1997	POR	_____	
86	740039	HARUTYUNYAN Harutyun	2000	ARM	_____	
87	660025	CHERTSIN Uladzislau	1998	BLR	_____	
88	670082	DANOV Sergey	1997	KAZ	_____	
89	120065	CONG Liang	1997	CHN	_____	
90	340495	ARNOUK Cesar	2000	LBN	_____	
91	160112	EPIPHANIOU Andreas	1999	CYP	_____	
92	340230	FENIANOS Naim	1992	LBN	_____	
93	960300	GOUTT Yohan Goncalves	1994	TLS	_____	
94	310388	KOSIC Bojan	1990	MNE	_____	
95	740030	GHAZARYAN Arsen	1992	ARM	_____	

Åre (SWE)

Men's Slalom Qualification Race

SAT 16 FEB 2019


START LIST RUN 1

Start Time : 9:30

Number of Competitors: 121 Number of NSA: 58

Bib	FIS Code	Name	Year of Birth	NSA Code	Time	Ski
96	120075	WANG Liwei	1999	CHN	_____	_____
97	170161	BLAAFALK Bastian	1998	DEN	_____	_____
98	942023	TAHIRI Albin	1989	KOS	_____	_____
99	690732	MARIICHYN Andriy	1995	UKR	_____	_____
100	942041	PUPOVCI Arbi	2000	KOS	_____	_____
101	620046	KHAN Arif Mohd	1990	IND	_____	_____
102	130040	HO Ping-Jui	1998	TPE	_____	_____
103	340462	KAYROUZ Cyril	1999	LBN	_____	_____
104	940001	RANDRIAMIARISOA Andy	1984	MAD	_____	_____
105	770018	GORDEEV Maksim	1995	KGZ	_____	_____
106	240124	HEGYI Balazs	1990	HUN	_____	_____
107	120064	GAO Qun	1996	CHN	_____	_____
108	770025	PUSHKARNYKH Anton	2000	KGZ	_____	_____
109	340576	SAMAHA Georges	2001	LBN	_____	_____
110	540001	von HOHENLOHE Hubertus	1959	MEX	_____	_____
111	800020	BICOKU Marsel	1997	ALB	_____	_____
112	941001	MAEDER Carlos	1978	GHA	_____	_____
113	961700	AZZAM Suhail	1983	JOR	_____	_____
114	790022	AOUICH Yassine	1990	MAR	_____	_____
115	800023	VERIGA Vasil	1998	ALB	_____	_____
116	590038	BRANCAL Ricardo	1996	POR	_____	_____
117	800026	KACO Mathieu	2000	ALB	_____	_____
118	770024	IBRAGIMOV Alim	2001	KGZ	_____	_____
119	890009	SHRESTHA Saphal Ram	1998	NEP	_____	_____
120	960801	SKEEN Kasete-Naufahu	1982	TGA	_____	_____
121	921000	ROY Jean-Pierre	1963	HAI	_____	_____

Forerunners:

Run 1	F1-AAERSTROEM Joel	SWE	F2-WALLGREN Kalle	SWE	F3-FREDRIKSSON David	SWE
Run 2	F1-AAERSTROEM Joel	SWE	F2-WALLGREN Kalle	SWE	F3-FREDRIKSSON David	SWE

Jury

FIS Technical Delegate	OWESEN Svein Erik	NOR
Referee	FLERE Janez	FIS
Chief of Race	HYLLIENMARK Johan	SWE
Start Referee	PANDELIDIS Andreas	GRE
Finish Referee	HOFER Franz	SUI

Technical Data

Course Name	HAMREBACKEN	
Start Altitude	585m	
Finish Altitude	437m	
Vertical Drop	148m	
Homologation Number	11098/11/13	

Race Information Run 1

Course setter	DORSS Dinars	LAT
Gates/Turning Gates	57/54	
Start Time	9:30	

Race Information Run 2

Course setter	EPSTEIN Paul	BEL
Gates/Turning Gates	57/54	
Start Time	13:00	

Number of Competitors: 121 Number of NSA: 58

Rank	Bib	FIS Code	Name	Year of Birth	NSA Code	Time	Difference	Ski
1	2	502417	JONSSON Carl	2000	SWE	45.33		
2	4	202615	TREMMEL Anton	1994	GER	45.47	0.14	Nordica
3	5	60261	MAES Sam	1998	BEL	45.96	0.63	Rossignol
4	19	710362	LOKMIC Emir	1997	BIH	46.43	1.10	
5	15	60236	van den BROECKE Dries	1995	BEL	46.48	1.15	Augment
6	10	221223	MAJOR Billy	1996	GBR	46.62	1.29	Atomic
7	16	20378	ESTEVE Axel	1994	AND	46.68	1.35	Fischer
7	12	400301	ROSSUM van Max	1998	NED	46.68	1.35	
9	23	390044	LAINÉ Tormis	2000	EST	46.78	1.45	
10	3	221320	VINTER Zak	1998	GBR	46.80	1.47	
11	1	60160	ALAERTS Kai	1989	BEL	46.82	1.49	
12	22	151119	STASZOWSKI Michal	1995	CZE	46.96	1.63	
13	8	30388	BIRKNER de MIGUEL Tomas	1997	ARG	46.97	1.64	
14	6	561296	SPIK Jakob	1994	SLO	46.99	1.66	Nordica
15	14	550086	GEDRA Zaks	1998	LAT	47.05	1.72	
16	7	491876	PUENTE TASIAS Alejandro	1994	ESP	47.06	1.73	
17	9	410365	BARWOOD Adam	1992	NZL	47.10	1.77	Voelkl
18	11	481103	ANDRIENKO Aleksander	1990	RUS	47.11	1.78	Rossignol
19	17	30266	GASTALDI Sebastiano	1991	ARG	47.14	1.81	
20	25	250353	SNORRASON Sturla Snaer	1994	ISL	47.31	1.98	
21	13	60256	VERBEKE Tom	1997	BEL	47.33	2.00	
22	32	40612	SCOTT Alec	1997	AUS	47.49	2.16	
23	40	240142	SZOLLOS Benjamin	1996	ISR	47.59	2.26	
24	20	710353	SLJIVIC Marko	1996	BIH	47.61	2.28	
25	18	550066	ZVEJNIEKS Miks	1995	LAT	47.62	2.29	
26	39	92721	TODOROV Yoan	1997	BUL	47.64	2.31	Head
26	37	280034	BIRAN Itamar	1998	ISR	47.64	2.31	
28	38	680041	ABRAMASHVILI Iason	1988	GEO	47.79	2.46	
29	33	151060	PAULUS Daniel	1994	CZE	47.81	2.48	
30	27	54106	BREITFUSS KAMMERLANDER Simon	1992	BOL	47.83	2.50	Voelkl
31	21	700901	HYSKA Martin	1994	SVK	47.86	2.53	
32	36	170151	DYRBYE NAESTED Casper	1996	DEN	47.89	2.56	
33	26	310415	STANISIC Strahinja	1995	SRB	47.98	2.65	
34	45	360046	OSCH Matthieu	1999	LUX	48.17	2.84	
35	28	750088	RISTEVSKI Antonio	1989	MKD	48.33	3.00	
36	29	30149	SIMARI BIRKNER Cristian Javier	1980	ARG	48.59	3.26	
37	30	410364	FEASEY Willis	1992	NZL	48.76	3.43	
38	42	270061	COMERFORD Cormac	1996	IRL	48.87	3.54	

Åre (SWE)
OFFICIAL RESULTS RUN 1

Number of Competitors: 121 Number of NSA: 58

Rank	Bib	FIS Code	Name	Year of Birth	NSA Code	Time	Difference	Ski
39	44	660021	DANILOCHKIN Yuri	1991	BLR	49.12	3.79	Atomic
40	55	550078	OPMANIS Elvis	1997	LAT	49.14	3.81	
41	51	170159	VORRE Marcus	1998	DEN	49.15	3.82	Atomic
42	34	460060	BARBU Alexandru	1987	ROU	49.18	3.85	
43	66	680068	JAPARIDZE Besarion	1998	GEO	49.34	4.01	
44	47	310438	SALIHVIC Eldar	1999	MNE	49.60	4.27	
45	54	690694	KOVBASNYUK Ivan	1993	UKR	49.64	4.31	
46	48	680063	JAPHARIDZE Soso	1996	GEO	49.83	4.50	
47	35	221190	NORRIS Kieran	1995	IRL	49.84	4.51	
48	49	240149	NAGY Bence	1998	HUN	49.94	4.61	
49	77	750089	DEHARI Dardan	1990	MKD	50.27	4.94	
50	50	310439	BLAGOJEVIC Rastko	1999	SRB	50.38	5.05	
51	52	6190671	POETTOZ Michael	1998	COL	50.42	5.09	
52	43	260180	JAFARI Seyedmorteza	1992	IRI	50.45	5.12	
53	64	210040	TUKHTAEV Komiljon	1997	UZB	50.52	5.19	
54	81	690737	TSIBELENGO Levko	1996	UKR	50.62	5.29	
55	73	550099	LOSS Daniels	2000	LAT	50.68	5.35	
56	53	310440	DJORDJEVIC Mihajlo	1999	SRB	50.72	5.39	
57	46	780023	DRUKAROV Andrej	1999	LTU	50.75	5.42	
58	72	250234	GUDMUNDSSON Gisli Rafn	1986	ISL	50.80	5.47	
59	62	250379	HAUKSSON Sigurdur	1996	ISL	51.06	5.73	
59	59	660023	CHERTSIN Daniil	1997	BLR	51.06	5.73	
61	82	240154	MAROTY Matyas	2000	HUN	51.13	5.80	
62	78	670080	KUCHIN Zakhar	1997	KAZ	51.43	6.10	
63	65	800013	TOLA Erjon	1986	ALB	51.60	6.27	
64	57	260097	SAVEH SHEMSHAKI Porya	1987	IRI	51.75	6.42	
65	98	942023	TAHIRI Albin	1989	KOS	52.04	6.71	
66	63	750107	BOZHINOVSKI Luka	1998	MKD	52.10	6.77	
67	80	120057	ZHANG Yangming	1994	CHN	52.39	7.06	
68	68	230733	MANTSIOS Vasileios	1998	GRE	52.48	7.15	
69	71	230748	ZOGRAFOS-MANOS Emmanouil	2000	GRE	52.59	7.26	
70	70	710367	TERZIC Dino	2000	BIH	52.64	7.31	
71	74	750108	PETKOV Viktor	1999	MKD	52.75	7.42	
72	97	170161	BLAAFALK Bastian	1998	DEN	52.76	7.43	
73	67	160106	KOUYOUMDJIAN Yianno	1997	CYP	52.79	7.46	
74	96	120075	WANG Liwei	1999	CHN	53.03	7.70	
75	56	250361	AUDUNSSON Kristinn Logi	1995	ISL	53.13	7.80	
76	88	670082	DANOV Sergey	1997	KAZ	53.14	7.81	
77	99	690732	MARIICHYN Andriy	1995	UKR	53.35	8.02	
78	58	260111	KIA SHEMSHAKI Behnam	1990	IRI	53.48	8.15	
79	87	660025	CHERTSIN Uladzislau	1998	BLR	53.69	8.36	
79	69	780020	ALEKSANDRAVICIUS Vilius	1995	LTU	53.69	8.36	
81	90	340495	ARNOUK Cesar	2000	LBN	53.91	8.58	
82	89	120065	CONG Liang	1997	CHN	54.37	9.04	
83	106	240124	HEGYI Balazs	1990	HUN	54.56	9.23	
84	107	120064	GAO Qun	1996	CHN	55.07	9.74	
84	83	160109	KAKKOURAS Giorgos	1998	CYP	55.07	9.74	
86	84	570019	WILSON Connor	1996	RSA	55.51	10.18	
87	76	770015	TIMOFEEV Evgeniy	1994	KGZ	56.39	11.06	
88	95	740030	GHAZARYAN Arsen	1992	ARM	57.15	11.82	
89	102	130040	HO Ping-Jui	1998	TPE	57.20	11.87	
90	105	770018	GORDEEV Maksim	1995	KGZ	57.23	11.90	
91	103	340462	KAYROUZ Cyril	1999	LBN	58.93	13.60	
92	104	940001	RANDRIAMIARISOA Andy	1984	MAD	59.06	13.73	
93	100	942041	PUPOVCI Arbi	2000	KOS	59.60	14.27	
94	108	770025	PUSHKARNYKH Anton	2000	KGZ	1:00.30	14.97	
95	116	590038	BRANCAL Ricardo	1996	POR	1:00.33	15.00	

Number of Competitors: 121 Number of NSA: 58

Rank	Bib	FIS Code	Name	Year of Birth	NSA Code	Time	Difference	Ski
96	86	740039	HARUTYUNYAN Harutyun	2000	ARM	1:00.90	15.57	
97	101	620046	KHAN Arif Mohd	1990	IND	1:01.81	16.48	
98	112	941001	MAEDER Carlos	1978	GHA	1:01.97	16.64	
99	110	540001	von HOHENLOHE Hubertus	1959	MEX	1:02.86	17.53	
100	111	800020	BICOKU Marsel	1997	ALB	1:03.74	18.41	
101	118	770024	IBRAGIMOV Alim	2001	KGZ	1:04.33	19.00	
102	109	340576	SAMAHA Georges	2001	LBN	1:06.08	20.75	
103	113	961700	AZZAM Suhail	1983	JOR	1:07.92	22.59	
104	121	921000	ROY Jean-Pierre	1963	HAI	1:22.47	37.14	

DID NOT FINISH RUN 1: 14 competitors

24	230651	ANTONIOU Ioannis	1995	GRE
31	230728	TZIOVAS Nikolaos	1997	GRE
60	260377	SAVEHSHEMASHAKI Mohammad	1999	IRI
61	310444	MINIC Mateja	2000	SRB
75	710375	DJOKANOVIC Strahinja	2000	BIH
85	590039	ALMEIDA Samuel	1997	POR
91	160112	EPIPHANIOU Andreas	1999	CYP
92	340230	FENIANOS Naim	1992	LBN
93	960300	GOUTT Yohan Goncalves	1994	TLS
94	310388	KOSIC Bojan	1990	MNE
114	790022	AOUICH Yassine	1990	MAR
115	800023	VERIGA Vasil	1998	ALB
117	800026	KACO Mathieu	2000	ALB
119	890009	SHRESTHA Saphal Ram	1998	NEP

DISQUALIFIED RUN 1: 1 competitor

41	680047	BENIAIDZE Aleks	1991	GEO	Gate 3	Rule 629.3
----	--------	-----------------	------	-----	--------	------------

DID NOT START RUN 1: 2 competitors

79	942037	SHURDHAJ Faton	1997	KOS
120	960801	SKEEN Kasete-Naufahu	1982	TGA

Reason for disqualification:

629.3 does not pass through a gate correctly

Forerunners:						
Run 1	F1-AAERSTROEM Joel	SWE	F2-WALLGREN Kalle	SWE	F3-FREDRIKSSON David	SWE
Run 2	F1-AAERSTROEM Joel	SWE	F2-WALLGREN Kalle	SWE	F3-FREDRIKSSON David	SWE

Conditions on course:							
Run 1	MOSTLY CLOUDY	Snow:	HARD	Temperature - Start:	2°C	Temperature - Finish:	3°C



ARE 2019

FIS ALPINE WORLD SKI CHAMPIONSHIPS SWEDEN

SKISTAR

SKISTAR FIS ALPINE WORLD SKI CHAMPIONSHIPS 2019

LONGINES

Åre (SWE)

Men's Slalom Qualification Race

SAT 16 FEB 2019

START LIST RUN 2

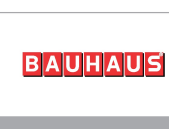
Start Time : 13:00



Jury			Technical Data		
FIS Technical Delegate	OWESEN Svein Erik	NOR	Course Name	HAMREBACKEN	
Referee	FLERE Janez	FIS	Start Altitude	585m	
Chief of Race	HYLLIENMARK Johan	SWE	Finish Altitude	437m	
Start Referee	PANDELIDIS Andreas	GRE	Vertical Drop	148m	
Finish Referee	HOFER Franz	SUI	Homologation Number	11098/11/13	
Race Information Run 1			Race Information Run 2		
Course setter	DORSS Dinars	LAT	Course setter	EPSTEIN Paul	BEL
Gates/Turning Gates	57/54		Gates/Turning Gates	57/54	
Start Time	9:30		Start Time	13:00	

Number of Competitors: 104 Number of NSA: 54

Start Order	Bib	FIS Code	Name	Year of Birth	NSA Code	Run 1	Diff.	Rank	Run 2	Total	Ski
1	27	54106	BREITFUSS KAMMERLANDER Simon	1992	BOL	47.83	2.50	30			Voelkl
2	33	151060	PAULUS Daniel	1994	CZE	47.81	2.48	29			
3	38	680041	ABRAMASHVILI Iason	1988	GEO	47.79	2.46	28			
4	37	280034	BIRAN Itamar	1998	ISR	47.64	2.31	26			
5	39	92721	TODOROV Yoan	1997	BUL	47.64	2.31	26			Head
6	18	550066	ZVEJNIEKS Miks	1995	LAT	47.62	2.29	25			
7	20	710353	SLJIVIC Marko	1996	BIH	47.61	2.28	24			
8	40	240142	SZOLLOS Benjamin	1996	ISR	47.59	2.26	23			
9	32	40612	SCOTT Alec	1997	AUS	47.49	2.16	22			
10	13	60256	VERBEKE Tom	1997	BEL	47.33	2.00	21			
11	25	250353	SNORRASON Sturla Snaer	1994	ISL	47.31	1.98	20			
12	17	30266	GASTALDI Sebastiano	1991	ARG	47.14	1.81	19			
13	11	481103	ANDRIENKO Aleksander	1990	RUS	47.11	1.78	18			Rossignol
14	9	410365	BARWOOD Adam	1992	NZL	47.10	1.77	17			Voelkl
15	7	491876	PUENTE TASIAS Alejandro	1994	ESP	47.06	1.73	16			
16	14	550086	GEDRA Zaks	1998	LAT	47.05	1.72	15			
17	6	561296	SPIK Jakob	1994	SLO	46.99	1.66	14			Nordica
18	8	30388	BIRKNER de MIGUEL Tomas	1997	ARG	46.97	1.64	13			
19	22	151119	STASZOWSKI Michal	1995	CZE	46.96	1.63	12			
20	1	60160	ALAERTS Kai	1989	BEL	46.82	1.49	11			
21	3	221320	VINTER Zak	1998	GBR	46.80	1.47	10			
22	23	390044	LAINÉ Tormis	2000	EST	46.78	1.45	9			
23	12	400301	ROSSUM van Max	1998	NED	46.68	1.35	7			
24	16	20378	ESTEVE Axel	1994	AND	46.68	1.35	7			Fischer
25	10	221223	MAJOR Billy	1996	GBR	46.62	1.29	6			Atomic
26	15	60236	van den BROECKE Dries	1995	BEL	46.48	1.15	5			Augment
27	19	710362	LOKMIC Emir	1997	BIH	46.43	1.10	4			
28	5	60261	MAES Sam	1998	BEL	45.96	0.63	3			Rossignol
29	4	202615	TREMMELE Anton	1994	GER	45.47	0.14	2			Nordica
30	2	502417	JONSSON Carl	2000	SWE	45.33		1			
31	21	700901	HYSKA Martin	1994	SVK	47.86	2.53	31			
32	36	170151	DYRBYE NAESTED Casper	1996	DEN	47.89	2.56	32			
33	26	310415	STANISIC Strahinja	1995	SRB	47.98	2.65	33			
34	45	360046	OSCH Matthieu	1999	LUX	48.17	2.84	34			
35	28	750088	RISTEVSKI Antonio	1989	MKD	48.33	3.00	35			
36	29	30149	SIMARI BIRKNER Cristian Javier	1980	ARG	48.59	3.26	36			
37	30	410364	FEASEY Willis	1992	NZL	48.76	3.43	37			
38	42	270061	COMERFORD Cormac	1996	IRL	48.87	3.54	38			



Åre (SWE)


Men's Slalom Qualification Race

SAT 16 FEB 2019

START LIST RUN 2

Start Time : 13:00

Number of Competitors: 104 Number of NSA: 54

Start Order	Bib	FIS Code	Name	Year of Birth	NSA Code	Run 1	Diff.	Rank	Run 2	Total	Ski
39	44	660021	DANILOCHKIN Yuri	1991	BLR	49.12	3.79	39			Atomic
40	55	550078	OPMANIS Elvis	1997	LAT	49.14	3.81	40			
41	51	170159	VORRE Marcus	1998	DEN	49.15	3.82	41			Atomic
42	34	460060	BARBU Alexandru	1987	ROU	49.18	3.85	42			
43	66	680068	JAPARIDZE Besarion	1998	GEO	49.34	4.01	43			
44	47	310438	SALIHVIC Eldar	1999	MNE	49.60	4.27	44			
45	54	690694	KOVBASNYUK Ivan	1993	UKR	49.64	4.31	45			
46	48	680063	JAPHARIDZE Soso	1996	GEO	49.83	4.50	46			
47	35	221190	NORRIS Kieran	1995	IRL	49.84	4.51	47			
48	49	240149	NAGY Bence	1998	HUN	49.94	4.61	48			
49	77	750089	DEHARI Dardan	1990	MKD	50.27	4.94	49			
50	50	310439	BLAGOJEVIC Rastko	1999	SRB	50.38	5.05	50			
51	52	6190671	POETTOZ Michael	1998	COL	50.42	5.09	51			
52	43	260180	JAFARI Seyedmorteza	1992	IRI	50.45	5.12	52			
53	64	210040	TUKHTAEV Komiljon	1997	UZB	50.52	5.19	53			
54	81	690737	TSIBELENKO Levko	1996	UKR	50.62	5.29	54			
55	73	550099	LOSS Daniels	2000	LAT	50.68	5.35	55			
56	53	310440	DJORDJEVIC Mihajlo	1999	SRB	50.72	5.39	56			
57	46	780023	DRUKAROV Andrej	1999	LTU	50.75	5.42	57			
58	72	250234	GUDMUNDSSON Gisli Rafn	1986	ISL	50.80	5.47	58			
59	62	250379	HAUKSSON Sigurdur	1996	ISL	51.06	5.73	59			
60	59	660023	CHERTSIN Daniil	1997	BLR	51.06	5.73	59			
61	82	240154	MAROTY Matyas	2000	HUN	51.13	5.80	61			
62	78	670080	KUCHIN Zakhar	1997	KAZ	51.43	6.10	62			
63	65	800013	TOLA Erjon	1986	ALB	51.60	6.27	63			
64	57	260097	SAVEH SHEMSHAKI Porya	1987	IRI	51.75	6.42	64			
65	98	942023	TAHIRI Albin	1989	KOS	52.04	6.71	65			
66	63	750107	BOZHINOVSKI Luka	1998	MKD	52.10	6.77	66			
67	80	120057	ZHANG Yangming	1994	CHN	52.39	7.06	67			
68	68	230733	MANTSIOS Vasileios	1998	GRE	52.48	7.15	68			
69	71	230748	ZOGRAFOS-MANOS Emmanouil	2000	GRE	52.59	7.26	69			
70	70	710367	TERZIC Dino	2000	BIH	52.64	7.31	70			
71	74	750108	PETKOV Viktor	1999	MKD	52.75	7.42	71			
72	97	170161	BLAAFALK Bastian	1998	DEN	52.76	7.43	72			
73	67	160106	KOUYOUMDJIAN Yianno	1997	CYP	52.79	7.46	73			
74	96	120075	WANG Liwei	1999	CHN	53.03	7.70	74			
75	56	250361	AUDUNSSON Kristinn Logi	1995	ISL	53.13	7.80	75			
76	88	670082	DANOV Sergey	1997	KAZ	53.14	7.81	76			
77	99	690732	MARIICHYN Andriy	1995	UKR	53.35	8.02	77			
78	58	260111	KIA SHEMSHAKI Behnam	1990	IRI	53.48	8.15	78			
79	87	660025	CHERTSIN Uladzislau	1998	BLR	53.69	8.36	79			
80	69	780020	ALEKSANDRAVICIUS Vilius	1995	LTU	53.69	8.36	79			
81	90	340495	ARNOUK Cesar	2000	LBN	53.91	8.58	81			
82	89	120065	CONG Liang	1997	CHN	54.37	9.04	82			
83	106	240124	HEGYI Balazs	1990	HUN	54.56	9.23	83			
84	107	120064	GAO Qun	1996	CHN	55.07	9.74	84			
85	83	160109	KAKKOURAS Giorgos	1998	CYP	55.07	9.74	84			
86	84	570019	WILSON Connor	1996	RSA	55.51	10.18	86			
87	76	770015	TIMOFEEV Evgeniy	1994	KGZ	56.39	11.06	87			
88	95	740030	GHAZARYAN Arsen	1992	ARM	57.15	11.82	88			
89	102	130040	HO Ping-Jui	1998	TPE	57.20	11.87	89			
90	105	770018	GORDEEV Maksim	1995	KGZ	57.23	11.90	90			
91	103	340462	KAYROUZ Cyril	1999	LBN	58.93	13.60	91			
92	104	940001	RANDRIAMIARISOA Andy	1984	MAD	59.06	13.73	92			
93	100	942041	PUPOVCI Arbi	2000	KOS	59.60	14.27	93			
94	108	770025	PUSHKARNYKH Anton	2000	KGZ	1:00.30	14.97	94			
95	116	590038	BRANCAL Ricardo	1996	POR	1:00.33	15.00	95			

Åre (SWE)


Men's Slalom Qualification Race

SAT 16 FEB 2019

START LIST RUN 2

Start Time : 13:00

Number of Competitors: 104 Number of NSA: 54

Start Order	Bib	FIS Code	Name	Year of Birth	NSA Code	Run 1	Diff.	Rank	Run 2	Total	Ski
96	86	740039	HARUTYUNYAN Harutyun	2000	ARM	1:00.90	15.57	96			
97	101	620046	KHAN Arif Mohd	1990	IND	1:01.81	16.48	97			
98	112	941001	MAEDER Carlos	1978	GHA	1:01.97	16.64	98			
99	110	540001	von HOHENLOHE Hubertus	1959	MEX	1:02.86	17.53	99			
100	111	800020	BICOKU Marsel	1997	ALB	1:03.74	18.41	100			
101	118	770024	IBRAGIMOV Alim	2001	KGZ	1:04.33	19.00	101			
102	109	340576	SAMAHA Georges	2001	LBN	1:06.08	20.75	102			
103	113	961700	AZZAM Suhail	1983	JOR	1:07.92	22.59	103			
104	121	921000	ROY Jean-Pierre	1963	HAI	1:22.47	37.14	104			

Forerunners:

Run 1	F1-AAERSTROEM Joel	SWE	F2-WALLGREN Kalle	SWE	F3-FREDRIKSSON David	SWE
Run 2	F1-AAERSTROEM Joel	SWE	F2-WALLGREN Kalle	SWE	F3-FREDRIKSSON David	SWE



ARE 2019

FIS ALPINE WORLD SKI CHAMPIONSHIPS SWEDEN

SKISTAR

SKISTAR FIS ALPINE WORLD SKI CHAMPIONSHIPS 2019

LONGINES

Åre (SWE)

Men's Slalom Qualification Race

SAT 16 FEB 2019

Start Time : 13:00



OFFICIAL RESULTS

Jury

FIS Technical Delegate	OWESEN Svein Erik	NOR
Referee	FLERE Janez	FIS
Chief of Race	HYLLIENMARK Johan	SWE
Start Referee	PANDELIDIS Andreas	GRE
Finish Referee	HOFER Franz	SUI

Technical Data

Course Name	HAMREBACKEN	
Start Altitude	585m	
Finish Altitude	437m	
Vertical Drop	148m	
Homologation Number	11098/11/13	

Race Information Run 1

Course setter	DORSS Dinars	LAT
Gates/Turning Gates	57/54	
Start Time	9:30	

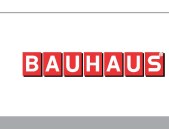
Race Information Run 2

Course setter	EPSTEIN Paul	BEL
Gates/Turning Gates	57/54	
Start Time	13:00	

Number of Competitors: 121 Number of NSA: 58

F-factor: 730

Rank	Bib	FIS Code	Name	Year of Birth	NSA Code	Run 1		Run 2		Total	Diff.	Race Points	Ski
						Time	Rank	Time	Rank				
1	2	502417	JONSSON Carl	2000	SWE	45.33	(1)	48.46	(1)	1:33.79		0.00	
2	4	202615	TREMMEL Anton	1994	GER	45.47	(2)	50.05	(24)	1:35.52	1.73	13.47	Nordica
3	12	400301	ROSSUM van Max	1998	NED	46.68	(7)	48.93	(3)	1:35.61	1.82	14.17	
4	5	60261	MAES Sam	1998	BEL	45.96	(3)	49.77	(19)	1:35.73	1.94	15.10	Rossignol
5	23	390044	LAINE Tormis	2000	EST	46.78	(9)	49.18	(8)	1:35.96	2.17	16.89	
6	16	20378	ESTEVE Axel	1994	AND	46.68	(7)	49.46	(16)	1:36.14	2.35	18.29	Fischer
7	15	60236	van den BROECKE Dries	1995	BEL	46.48	(5)	49.67	(18)	1:36.15	2.36	18.37	Augment
8	6	561296	SPIK Jakob	1994	SLO	46.99	(14)	49.26	(9)	1:36.25	2.46	19.15	Nordica
9	14	550086	GEDRA Zaks	1998	LAT	47.05	(15)	49.30	(12)	1:36.35	2.56	19.93	
10	17	30266	GASTALDI Sebastiano	1991	ARG	47.14	(19)	49.27	(10)	1:36.41	2.62	20.39	
11	39	92721	TODOROV Yoan	1997	BUL	47.64	(26)	48.78	(2)	1:36.42	2.63	20.47	Head
12	25	250353	SNORRASON Sturla Snaer	1994	ISL	47.31	(20)	49.12	(5)	1:36.43	2.64	20.55	
13	1	60160	ALAERTS Kai	1989	BEL	46.82	(11)	49.63	(17)	1:36.45	2.66	20.70	
14	13	60256	VERBEKE Tom	1997	BEL	47.33	(21)	49.32	(13)	1:36.65	2.86	22.26	
15	37	280034	BIRAN Itamar	1998	ISR	47.64	(26)	49.04	(4)	1:36.68	2.89	22.49	
16	18	550066	ZVEJNIEKS Miks	1995	LAT	47.62	(25)	49.12	(5)	1:36.74	2.95	22.96	
17	32	40612	SCOTT Alec	1997	AUS	47.49	(22)	49.28	(11)	1:36.77	2.98	23.19	
18	7	491876	PUENTE TASIAS Alejandro	1994	ESP	47.06	(16)	49.78	(20)	1:36.84	3.05	23.74	
19	33	151060	PAULUS Daniel	1994	CZE	47.81	(29)	49.15	(7)	1:36.96	3.17	24.67	
20	11	481103	ANDRIENKO Aleksander	1990	RUS	47.11	(18)	49.89	(22)	1:37.00	3.21	24.98	Rossignol
21	10	221223	MAJOR Billy	1996	GBR	46.62	(6)	50.42	(28)	1:37.04	3.25	25.30	Atomic
22	20	710353	SLJIVIC Marko	1996	BIH	47.61	(24)	49.44	(15)	1:37.05	3.26	25.37	
23	38	680041	ABRAMASHVILI Iason	1988	GEO	47.79	(28)	49.33	(14)	1:37.12	3.33	25.92	
24	3	221320	VINTER Zak	1998	GBR	46.80	(10)	50.49	(30)	1:37.29	3.50	27.24	
25	8	30388	BIRKNER de MIGUEL Tomas	1997	ARG	46.97	(13)	50.38	(26)	1:37.35	3.56	27.71	
26	22	151119	STASZOWSKI Michal	1995	CZE	46.96	(12)	50.43	(29)	1:37.39	3.60	28.02	
27	9	410365	BARWOOD Adam	1992	NZL	47.10	(17)	50.35	(25)	1:37.45	3.66	28.49	Voelkl
28	27	54106	BREITFUSS KAMMERLANDER Simon	1992	BOL	47.83	(30)	49.88	(21)	1:37.71	3.92	30.51	Voelkl
29	21	700901	HYSKA Martin	1994	SVK	47.86	(31)	49.96	(23)	1:37.82	4.03	31.37	
30	45	360046	OSCH Matthieu	1999	LUX	48.17	(34)	50.53	(31)	1:38.70	4.91	38.22	
31	36	170151	DYRBYE NAESTED Casper	1996	DEN	47.89	(32)	50.83	(34)	1:38.72	4.93	38.37	
32	26	310415	STANISIC Strahinja	1995	SRB	47.98	(33)	51.01	(35)	1:38.99	5.20	40.47	
33	29	30149	SIMARI BIRKNER Cristian Javier	1980	ARG	48.59	(36)	50.79	(33)	1:39.38	5.59	43.51	
34	30	410364	FEASEY Willis	1992	NZL	48.76	(37)	50.71	(32)	1:39.47	5.68	44.21	
35	51	170159	VORRE Marcus	1998	DEN	49.15	(41)	50.40	(27)	1:39.55	5.76	44.83	Atomic
36	42	270061	COMERFORD Cormac	1996	IRL	48.87	(38)	51.65	(38)	1:40.52	6.73	52.38	
37	55	550078	OPMANIS Elvis	1997	LAT	49.14	(40)	51.39	(36)	1:40.53	6.74	52.46	
38	44	660021	DANILOCHKIN Yuri	1991	BLR	49.12	(39)	51.83	(39)	1:40.95	7.16	55.73	Atomic



Åre (SWE)

Men's Slalom Qualification Race

SAT 16 FEB 2019

Start Time : 13:00


OFFICIAL RESULTS

Number of Competitors: 121 Number of NSA: 58

F-factor: 730

Rank	Bib	FIS Code	Name	Year of Birth	NSA Code	Run		Total	Diff.	Race Points	Ski
						1	2				
						Time Rank	Time Rank				
39	49	240149	NAGY Bence	1998	HUN	49.94 (48)	51.59 (37)	1:41.53	7.74	60.24	
40	19	710362	LOKMIC Emir	1997	BIH	46.43 (4)	55.88 (57)	1:42.31	8.52	66.31	
41	50	310439	BLAGOJEVIC Rastko	1999	SRB	50.38 (50)	52.18 (40)	1:42.56	8.77	68.26	
42	47	310438	SALIHOVIC Eldar	1999	MNE	49.60 (44)	53.20 (42)	1:42.80	9.01	70.13	
43	77	750089	DEHARI Dardan	1990	MKD	50.27 (49)	52.60 (41)	1:42.87	9.08	70.67	
44	46	780023	DRUKAROV Andrej	1999	LTU	50.75 (57)	53.31 (44)	1:44.06	10.27	79.93	
45	43	260180	JAFARI Seyedmorteza	1992	IRI	50.45 (52)	53.66 (45)	1:44.11	10.32	80.32	
46	59	660023	CHERTSIN Daniil	1997	BLR	51.06 (59)	53.72 (46)	1:44.78	10.99	85.54	
47	73	550099	LOSS Daniels	2000	LAT	50.68 (55)	54.16 (48)	1:44.84	11.05	86.01	
48	65	800013	TOLA Erjon	1986	ALB	51.60 (63)	53.29 (43)	1:44.89	11.10	86.40	
49	62	250379	HAUKSSON Sigurdur	1996	ISL	51.06 (59)	54.32 (49)	1:45.38	11.59	90.21	
50	98	942023	TAHIRI Albin	1989	KOS	52.04 (65)	53.99 (47)	1:46.03	12.24	95.27	
51	78	670080	KUCHIN Zakhar	1997	KAZ	51.43 (62)	54.77 (50)	1:46.20	12.41	96.59	
52	82	240154	MAROTY Matyas	2000	HUN	51.13 (61)	55.46 (56)	1:46.59	12.80	99.63	
53	80	120057	ZHANG Yangming	1994	CHN	52.39 (67)	54.83 (51)	1:47.22	13.43	104.53	
54	96	120075	WANG Liwei	1999	CHN	53.03 (74)	55.27 (53)	1:48.30	14.51	112.94	
55	88	670082	DANOV Sergey	1997	KAZ	53.14 (76)	55.27 (53)	1:48.41	14.62	113.79	
56	71	230748	ZOGRAFOS-MANOS Emmanouil	2000	GRE	52.59 (69)	55.94 (58)	1:48.53	14.74	114.73	
57	74	750108	PETKOV Viktor	1999	MKD	52.75 (71)	56.04 (59)	1:48.79	15.00	116.75	
58	87	660025	CHERTSIN Uladzislau	1998	BLR	53.69 (79)	55.12 (52)	1:48.81	15.02	116.91	
59	68	230733	MANTSIOS Vasileios	1998	GRE	52.48 (68)	56.55 (62)	1:49.03	15.24	118.62	
60	67	160106	KOUYOUMDJIAN Yianno	1997	CYP	52.79 (73)	56.38 (60)	1:49.17	15.38	119.71	
61	89	120065	CONG Liang	1997	CHN	54.37 (82)	55.43 (55)	1:49.80	16.01	124.61	
62	97	170161	BLAAFALK Bastian	1998	DEN	52.76 (72)	57.48 (66)	1:50.24	16.45	128.04	
63	106	240124	HEGYI Balazs	1990	HUN	54.56 (83)	57.09 (64)	1:51.65	17.86	139.01	
64	90	340495	ARNOUK Cesar	2000	LBN	53.91 (81)	57.75 (67)	1:51.66	17.87	139.09	
65	107	120064	GAO Qun	1996	CHN	55.07 (84)	57.42 (65)	1:52.49	18.70	145.55	
66	84	570019	WILSON Connor	1996	RSA	55.51 (86)	57.05 (63)	1:52.56	18.77	146.09	
67	83	160109	KAKKOURAS Giorgos	1998	CYP	55.07 (84)	57.95 (68)	1:53.02	19.23	149.67	
68	95	740030	GHAZARYAN Arsen	1992	ARM	57.15 (88)	59.03 (69)	1:56.18	22.39	174.27	
69	86	740039	HARUTYUNYAN Harutyun	2000	ARM	1:00.90 (96)	56.40 (61)	1:57.30	23.51	182.99	
70	100	942041	PUPOVCI Arbi	2000	KOS	59.60 (93)	1:00.68 (70)	2:00.28	26.49	206.18	
71	104	940001	RANDRIAMIARISOA Andy	1984	MAD	59.06 (92)	1:02.39 (71)	2:01.45	27.66	215.29	
72	103	340462	KAYROUZ Cyril	1999	LBN	58.93 (91)	1:02.61 (73)	2:01.54	27.75	215.99	
73	116	590038	BRANCAL Ricardo	1996	POR	1:00.33 (95)	1:02.52 (72)	2:02.85	29.06	226.18	
74	101	620046	KHAN Arif Mohd	1990	IND	1:01.81 (97)	1:04.91 (74)	2:06.72	32.93	256.31	
75	112	941001	MAEDER Carlos	1978	GHA	1:01.97 (98)	1:05.14 (75)	2:07.11	33.32	259.34	
76	110	540001	von HOHENLOHE Hubertus	1959	MEX	1:02.86 (99)	1:05.24 (76)	2:08.10	34.31	267.05	
77	111	800020	BICOKU Marsel	1997	ALB	1:03.74 (100)	1:05.45 (77)	2:09.19	35.40	275.53	
78	113	961700	AZZAM Suhail	1983	JOR	1:07.92 (103)	1:07.78 (78)	2:15.70	41.91	326.20	
79	109	340576	SAMAHA Georges	2001	LBN	1:06.08 (102)	1:10.05 (79)	2:16.13	42.34	329.55	
80	121	921000	ROY Jean-Pierre	1963	HAI	1:22.47 (104)	1:25.28 (80)	2:47.75	1:13.96	575.66	

DID NOT FINISH RUN 2: 22 competitors

28	750088	RISTEVSKI Antonio	1989	MKD
34	460060	BARBU Alexandru	1987	ROU
35	221190	NORRIS Kieran	1995	IRL
48	680063	JAPHARIDZE Soso	1996	GEO
52	6190671	POETTOZ Michael	1998	COL
53	310440	DJORDJEVIC Mihajlo	1999	SRB
54	690694	KOVBASNYUK Ivan	1993	UKR
56	250361	AUDUNSSON Kristinn Logi	1995	ISL
57	260097	SAVEH SHEMSHAKI Porya	1987	IRI
58	260111	KIA SHEMSHAKI Behnam	1990	IRI
63	750107	BOZHINOVSKI Luka	1998	MKD
64	210040	TUKHTAEV Komiljon	1997	UZB
66	680068	JAPARIDZE Besarion	1998	GEO

Åre (SWE)


Men's Slalom Qualification Race

SAT 16 FEB 2019

Start Time : 13:00

OFFICIAL RESULTS

Number of Competitors: 121 Number of NSA: 58

F-factor: 730

Rank	Bib	FIS Code	Name	Year of Birth	NSA Code	Run 1	Run 2	Total	Diff.	Race Points	Ski
						Time Rank	Time Rank				
	70	710367	TERZIC Dino	2000	BIH						
	72	250234	GUDEMUNDSSON Gisli Rafn	1986	ISL						
	76	770015	TIMOFEEV Evgeniy	1994	KGZ						
	81	690737	TSIBELENGO Levko	1996	UKR						
	99	690732	MARIICHYN Andriy	1995	UKR						
	102	130040	HO Ping-Jui	1998	TPE						
	105	770018	GORDEEV Maksim	1995	KGZ						
	108	770025	PUSHKARNYKH Anton	2000	KGZ						
	118	770024	IBRAGIMOV Alim	2001	KGZ						

DISQUALIFIED RUN 2: 2 competitors

40	240142	SZOLLOS Benjamin	1996	ISR			Rule 629.3
69	780020	ALEKSANDRAVICIUS Vilius	1995	LTU	Gate 5		Rule 629.3

DID NOT FINISH RUN 1: 14 competitors

24	230651	ANTONIOU Ioannis	1995	GRE			
31	230728	TZIOVAS Nikolaos	1997	GRE			
60	260377	SAVEHSHEMASHAKI Mohammad	1999	IRI			
61	310444	MINIC Mateja	2000	SRB			
75	710375	DJOKANOVIC Strahinja	2000	BIH			
85	590039	ALMEIDA Samuel	1997	POR			
91	160112	EPIPHANIOU Andreas	1999	CYP			
92	340230	FENIANOS Naim	1992	LBN			
93	960300	GOUTT Yohan Goncalves	1994	TLS			
94	310388	KOSIC Bojan	1990	MNE			
114	790022	AOUICH Yassine	1990	MAR			
115	800023	VERIGA Vasil	1998	ALB			
117	800026	KACO Mathieu	2000	ALB			
119	890009	SHRESTHA Saphal Ram	1998	NEP			

DISQUALIFIED RUN 1: 1 competitor

41	680047	BENIAIDZE Aleks	1991	GEO	Gate 3		Rule 629.3
----	--------	-----------------	------	-----	--------	--	------------

DID NOT START RUN 1: 2 competitors

79	942037	SHURDHAJ Faton	1997	KOS			
120	960801	SKEEN Kasete-Naufahu	1982	TGA			

Reason for disqualification:

629.3 does not pass through a gate correctly

Forerunners:							
Run 1	F1-AAERSTROEM Joel	SWE	F2-WALLGREN Kalle	SWE	F3-FREDRIKSSON David	SWE	
Run 2	F1-AAERSTROEM Joel	SWE	F2-WALLGREN Kalle	SWE	F3-FREDRIKSSON David	SWE	

Conditions on course:							
Run 1	MOSTLY CLOUDY	Snow:	HARD	Temperature - Start:	2°C	Temperature - Finish:	3°C
Run 2		Snow:		Temperature - Start:		Temperature - Finish:	

PENALTY CALCULATION

Best 10 at Finish

Rank	Bib	FIS Code	Name	NSA Code	FIS Points	Best 5	Race Points
1	2	502417	JONSSON Carl	SWE	11.96	11.96	0.00
2	4	202615	TREMMELE Anton	GER	10.44	10.44	13.47
3	12	400301	ROSSUM van Max	NED	18.15		
4	5	60261	MAES Sam	BEL	11.49	11.49	15.10
5	23	390044	LAINÉ Tormis	EST	22.13		
6	16	20378	ESTEVE Axel	AND	18.80		
7	15	60236	van den BROECKE Dries	BEL	15.79	15.79	18.37
8	6	561296	SPIK Jakob	SLO	12.02	12.02	19.15
9	14	550086	GEDRA Zaks	LAT	17.99		
10	17	30266	GASTALDI Sebastiano	ARG	18.86		

Best 5 FIS Points at Start

Rank	Bib	FIS Code	Name	NSA Code	FIS Points
2	4	202615	TREMMELE Anton	GER	10.44
4	5	60261	MAES Sam	BEL	11.49
1	2	502417	JONSSON Carl	SWE	11.96
8	6	561296	SPIK Jakob	SLO	12.02
18	7	491876	PUNTE TASIAS Alejandro	ESP	12.43

TOTALS:

FIS Points of Best 5 at Start (B)	58.34	
FIS Points of Best at Finish in Top 10 (A)		61.70
Race Points of Corresponding Competitors (C)		66.09
Calculated Penalty (A+B-C):10 =>	5.40	
Rounded	5.40	
Category Adder	3.00	
Correction Value (Z)	0.00	
Calculated Penalty	8.40	
Penalty Applied	9.00	



SKISTAR FIS ALPINE WORLD SKI CHAMPIONSHIPS 2019

Åre (SWE)


Men's Slalom Qualification Race

SAT 16 FEB 2019

Start Time : 13:00

PERFORMANCE ANALYSIS BY RANK

Number of Competitors: 80 Number of NSA: 48

Rank	Bib	Name Ski	NSA Code	Positions			Partials		Difference Time			
				Pos	Time	Rank	Pos	Time		Rank		
1	2	JONSSON Carl	SWE	Run 1:	Int1:	16.17	(1)	I1-I2:	14.83	(1)	0.02 0.25 0.00 0.00 0.00	
					Int2:	31.00	(1)		I2-Fin:	14.33		(4)
					Fin:	45.33	(1)					
				Run 2:	Int1:	18.19	(2)	I1-I2:	16.17	(6)		
					Int2:	34.36	(3)		I2-Fin:	14.10		(1)
					Fin:	48.46	(1)					
				Total:	Int1:	1:03.52	(1)			0.00		
					Int2:	1:19.69	(1)			0.00		
					Fin:	1:33.79	(1)			0.00		
2	4	TREMEL Anton Nordica	GER	Run 1:	Int1:	16.45	(3)	I1-I2:	14.83	(1)	0.28 0.28 0.14 0.31 1.35 1.59 0.43 1.24 1.73	
					Int2:	31.28	(2)		I2-Fin:	14.19		(1)
					Fin:	45.47	(2)					
				Run 2:	Int1:	18.48	(18)	I1-I2:	16.98	(32)		
					Int2:	35.46	(23)		I2-Fin:	14.59		(17)
					Fin:	50.05	(24)					
				Total:	Int1:	1:03.95	(2)			0.43		
					Int2:	1:20.93	(2)			1.24		
					Fin:	1:35.52	(2)			1.73		
3	12	ROSSUM van Max	NED	Run 1:	Int1:	17.00	(17)	I1-I2:	15.38	(13)	0.83 1.38 1.35 0.25 0.42 0.47 1.58 1.52 1.82	
					Int2:	32.38	(13)		I2-Fin:	14.30		(2)
					Fin:	46.68	(7)					
				Run 2:	Int1:	18.42	(15)	I1-I2:	16.11	(3)		
					Int2:	34.53	(5)		I2-Fin:	14.40		(4)
					Fin:	48.93	(3)					
				Total:	Int1:	1:05.10	(6)			1.58		
					Int2:	1:21.21	(4)			1.52		
					Fin:	1:35.61	(3)			1.82		
4	5	MAES Sam Rossignol	BEL	Run 1:	Int1:	16.27	(2)	I1-I2:	15.06	(3)	0.10 0.33 0.63 0.23 0.90 1.31 0.84 1.28 1.94	
					Int2:	31.33	(3)		I2-Fin:	14.63		(16)
					Fin:	45.96	(3)					
				Run 2:	Int1:	18.40	(13)	I1-I2:	16.61	(23)		
					Int2:	35.01	(17)		I2-Fin:	14.76		(29)
					Fin:	49.77	(19)					
				Total:	Int1:	1:04.36	(3)			0.84		
					Int2:	1:20.97	(3)			1.28		
					Fin:	1:35.73	(4)			1.94		



PERFORMANCE ANALYSIS BY RANK

Number of Competitors: 80 Number of NSA: 48

Rank	Bib	Name Ski	NSA Code	Pos	Positions			Partials		Difference Time					
					Time	Rank	Pos	Time	Rank						
5	23	LAINE Tormis	EST	Run 1:	Int1:	16.94	(12)	I1-I2:	15.35	(9)	0.77				
					Int2:	32.29	(9)					I2-Fin:	14.49	(11)	
					Fin:	46.78	(9)								
				Run 2:	Int1:	18.24	(3)	I1-I2:	16.33	(14)		0.07			
					Int2:	34.57	(8)						I2-Fin:	14.61	(21)
					Fin:	49.18	(8)								
				Total:	Int1:	1:05.02	(5)			1.50					
					Int2:	1:21.35	(5)						1.66		
					Fin:	1:35.96	(5)							2.17	
6	16	ESTEVE Axel Fischer	AND	Run 1:	Int1:	16.67	(4)	I1-I2:	15.29	(5)	0.50				
					Int2:	31.96	(4)						I2-Fin:	14.72	(22)
					Fin:	46.68	(7)								
				Run 2:	Int1:	18.27	(6)	I1-I2:	16.64	(24)		0.10			
					Int2:	34.91	(15)						I2-Fin:	14.55	(13)
					Fin:	49.46	(16)								
				Total:	Int1:	1:04.95	(4)			1.43					
					Int2:	1:21.59	(6)						1.90		
					Fin:	1:36.14	(6)							2.35	
7	15	van den BROECKE Dries Augment	BEL	Run 1:	Int1:	16.67	(4)	I1-I2:	15.39	(14)	0.50				
					Int2:	32.06	(6)						I2-Fin:	14.42	(7)
					Fin:	46.48	(5)								
				Run 2:	Int1:	18.96	(29)	I1-I2:	16.51	(18)		0.79			
					Int2:	35.47	(24)						I2-Fin:	14.20	(2)
					Fin:	49.67	(18)								
				Total:	Int1:	1:05.44	(10)			1.92					
					Int2:	1:21.95	(14)						2.26		
					Fin:	1:36.15	(7)							2.36	
8	6	SPIK Jakob Nordica	SLO	Run 1:	Int1:	16.94	(12)	I1-I2:	15.40	(15)	0.77				
					Int2:	32.34	(11)						I2-Fin:	14.65	(17)
					Fin:	46.99	(14)								
				Run 2:	Int1:	18.39	(12)	I1-I2:	16.47	(15)		0.22			
					Int2:	34.86	(13)						I2-Fin:	14.40	(4)
					Fin:	49.26	(9)								
				Total:	Int1:	1:05.38	(8)			1.86					
					Int2:	1:21.85	(10)						2.16		
					Fin:	1:36.25	(8)							2.46	
9	14	GEDRA Zaks	LAT	Run 1:	Int1:	16.80	(9)	I1-I2:	15.31	(6)	0.63				
					Int2:	32.11	(7)						I2-Fin:	14.94	(34)
					Fin:	47.05	(15)								
				Run 2:	Int1:	18.26	(5)	I1-I2:	16.30	(10)		0.09			
					Int2:	34.56	(7)						I2-Fin:	14.74	(26)
					Fin:	49.30	(12)								
				Total:	Int1:	1:05.31	(7)			1.79					
					Int2:	1:21.61	(7)						1.92		
					Fin:	1:36.35	(9)							2.56	

PERFORMANCE ANALYSIS BY RANK

Number of Competitors: 80 Number of NSA: 48

Rank	Bib	Name Ski	NSA Code	Pos	Positions			Partials		Difference Time					
					Time	Rank	Pos	Time	Rank						
10	17	GASTALDI Sebastiano	ARG	Run 1:	Int1:	17.23	(28)	I1-I2:	15.32	(7)	1.06				
					Int2:	32.55	(19)					I2-Fin:	14.59	(13)	1.55
					Fin:	47.14	(19)								
				Run 2:	Int1:	18.78	(23)	I1-I2:	15.99	(2)	0.61				
					Int2:	34.77	(11)					I2-Fin:	14.50	(10)	0.66
					Fin:	49.27	(10)								
				Total:	Int1:	1:05.92	(20)					2.40			
					Int2:	1:21.91	(11)					2.22			
					Fin:	1:36.41	(10)					2.62			
11	39	TODOROV Yoan Head	BUL	Run 1:	Int1:	17.35	(31)	I1-I2:	15.58	(21)	1.18				
					Int2:	32.93	(29)					I2-Fin:	14.71	(21)	1.93
					Fin:	47.64	(26)								
				Run 2:	Int1:	18.24	(3)	I1-I2:	15.87	(1)	0.07				
					Int2:	34.11	(1)					I2-Fin:	14.67	(22)	0.32
					Fin:	48.78	(2)								
				Total:	Int1:	1:05.88	(18)					2.36			
					Int2:	1:21.75	(8)					2.06			
					Fin:	1:36.42	(11)					2.63			
12	25	SNORRASON Sturla Snaer	ISL	Run 1:	Int1:	16.69	(7)	I1-I2:	15.81	(29)	0.52				
					Int2:	32.50	(17)					I2-Fin:	14.81	(28)	1.50
					Fin:	47.31	(20)								
				Run 2:	Int1:	18.40	(13)	I1-I2:	16.12	(4)	0.23				
					Int2:	34.52	(4)					I2-Fin:	14.60	(20)	0.41
					Fin:	49.12	(5)								
				Total:	Int1:	1:05.71	(14)					2.19			
					Int2:	1:21.83	(9)					2.14			
					Fin:	1:36.43	(12)					2.64			
13	1	ALAERTS Kai	BEL	Run 1:	Int1:	17.14	(25)	I1-I2:	15.24	(4)	0.97				
					Int2:	32.38	(13)					I2-Fin:	14.44	(8)	1.38
					Fin:	46.82	(11)								
				Run 2:	Int1:	18.56	(20)	I1-I2:	16.54	(19)	0.39				
					Int2:	35.10	(20)					I2-Fin:	14.53	(11)	0.99
					Fin:	49.63	(17)								
				Total:	Int1:	1:05.38	(8)					1.86			
					Int2:	1:21.92	(12)					2.23			
					Fin:	1:36.45	(13)					2.66			
14	13	VERBEKE Tom	BEL	Run 1:	Int1:	17.08	(21)	I1-I2:	15.71	(26)	0.91				
					Int2:	32.79	(25)					I2-Fin:	14.54	(12)	1.79
					Fin:	47.33	(21)								
				Run 2:	Int1:	18.32	(9)	I1-I2:	16.47	(15)	0.15				
					Int2:	34.79	(12)					I2-Fin:	14.53	(11)	0.68
					Fin:	49.32	(13)								
				Total:	Int1:	1:05.65	(13)					2.13			
					Int2:	1:22.12	(16)					2.43			
					Fin:	1:36.65	(14)					2.86			

PERFORMANCE ANALYSIS BY RANK

Number of Competitors: 80 Number of NSA: 48

Rank	Bib	Name Ski	NSA Code	Positions			Partials		Difference Time							
				Pos	Time	Rank	Pos	Time		Rank						
15	37	BIRAN Itamar	ISR	Run 1:	Int1:	17.19	(27)	I1-I2:	15.69	(25)	1.02					
					Int2:	32.88	(28)					I2-Fin:	14.76	(25)	1.88	
					Fin:	47.64	(26)									2.31
				Run 2:	Int1:	18.17	(1)	I1-I2:	16.12	(4)	0.18					
					Int2:	34.29	(2)					I2-Fin:	14.75	(28)	0.58	
					Fin:	49.04	(4)									2.29
				Total:	Int1:	1:05.81	(17)					2.29				
					Int2:	1:21.93	(13)									2.24
					Fin:	1:36.68	(15)									
16	18	ZVEJNIEKS Miks	LAT	Run 1:	Int1:	17.09	(23)	I1-I2:	15.52	(18)	0.92					
					Int2:	32.61	(21)					I2-Fin:	15.01	(36)	1.61	
					Fin:	47.62	(25)									2.29
				Run 2:	Int1:	18.33	(10)	I1-I2:	16.20	(7)	0.16					
					Int2:	34.53	(5)					I2-Fin:	14.59	(17)	0.42	
					Fin:	49.12	(5)									0.66
				Total:	Int1:	1:05.95	(21)					2.43				
					Int2:	1:22.15	(18)									2.46
					Fin:	1:36.74	(16)									
17	32	SCOTT Alec	AUS	Run 1:	Int1:	17.36	(32)	I1-I2:	15.44	(17)	1.19					
					Int2:	32.80	(26)					I2-Fin:	14.69	(19)	1.80	
					Fin:	47.49	(22)									2.16
				Run 2:	Int1:	18.27	(6)	I1-I2:	16.30	(10)	0.10					
					Int2:	34.57	(8)					I2-Fin:	14.71	(24)	0.46	
					Fin:	49.28	(11)									0.82
				Total:	Int1:	1:05.76	(16)					2.24				
					Int2:	1:22.06	(15)									2.37
					Fin:	1:36.77	(17)									
18	7	PUENTE TASIAS Alejandro	ESP	Run 1:	Int1:	16.99	(16)	I1-I2:	15.61	(22)	0.82					
					Int2:	32.60	(20)					I2-Fin:	14.46	(9)	1.60	
					Fin:	47.06	(16)									1.73
				Run 2:	Int1:	18.42	(15)	I1-I2:	16.66	(25)	0.25					
					Int2:	35.08	(18)					I2-Fin:	14.70	(23)	0.97	
					Fin:	49.78	(20)									1.32
				Total:	Int1:	1:05.48	(11)					1.96				
					Int2:	1:22.14	(17)									2.45
					Fin:	1:36.84	(18)									
19	33	PAULUS Daniel	CZE	Run 1:	Int1:	17.34	(30)	I1-I2:	15.86	(31)	1.17					
					Int2:	33.20	(32)					I2-Fin:	14.61	(15)	2.20	
					Fin:	47.81	(29)									2.48
				Run 2:	Int1:	18.30	(8)	I1-I2:	16.28	(9)	0.13					
					Int2:	34.58	(10)					I2-Fin:	14.57	(14)	0.47	
					Fin:	49.15	(7)									0.69
				Total:	Int1:	1:06.11	(26)					2.59				
					Int2:	1:22.39	(20)									2.70
					Fin:	1:36.96	(19)									

PERFORMANCE ANALYSIS BY RANK

Number of Competitors: 80 Number of NSA: 48

Rank	Bib	Name Ski	NSA Code	Positions			Partials		Difference Time		
				Pos	Time	Rank	Pos	Time		Rank	
20	11	ANDRIENKO Aleksander Rossignol	RUS	Run 1:	Int1:	16.79	(8)	I1-I2:	15.56	(19)	0.62
					Int2:	32.35	(12)	I2-Fin:	14.76	(25)	1.35
					Fin:	47.11	(18)				1.78
				Run 2:	Int1:	18.43	(17)	I1-I2:	16.72	(27)	0.26
					Int2:	35.15	(21)	I2-Fin:	14.74	(26)	1.04
					Fin:	49.89	(22)				1.43
				Total:	Int1:	1:05.54	(12)				2.02
					Int2:	1:22.26	(19)				2.57
					Fin:	1:37.00	(20)				3.21
21	10	MAJOR Billy Atomic	GBR	Run 1:	Int1:	16.94	(12)	I1-I2:	15.36	(10)	0.77
					Int2:	32.30	(10)	I2-Fin:	14.32	(3)	1.30
					Fin:	46.62	(6)				1.29
				Run 2:	Int1:	19.11	(33)	I1-I2:	16.90	(28)	0.94
					Int2:	36.01	(33)	I2-Fin:	14.41	(7)	1.90
					Fin:	50.42	(28)				1.96
				Total:	Int1:	1:05.73	(15)				2.21
					Int2:	1:22.63	(25)				2.94
					Fin:	1:37.04	(21)				3.25
22	20	SLJIVIC Marko	BIH	Run 1:	Int1:	17.06	(19)	I1-I2:	15.65	(24)	0.89
					Int2:	32.71	(22)	I2-Fin:	14.90	(32)	1.71
					Fin:	47.61	(24)				2.28
				Run 2:	Int1:	18.38	(11)	I1-I2:	16.48	(17)	0.21
					Int2:	34.86	(13)	I2-Fin:	14.58	(15)	0.75
					Fin:	49.44	(15)				0.98
				Total:	Int1:	1:05.99	(24)				2.47
					Int2:	1:22.47	(21)				2.78
					Fin:	1:37.05	(22)				3.26
23	38	ABRAMASHVILI Iason	GEO	Run 1:	Int1:	17.27	(29)	I1-I2:	15.87	(33)	1.10
					Int2:	33.14	(31)	I2-Fin:	14.65	(17)	2.14
					Fin:	47.79	(28)				2.46
				Run 2:	Int1:	18.68	(21)	I1-I2:	16.26	(8)	0.51
					Int2:	34.94	(16)	I2-Fin:	14.39	(3)	0.83
					Fin:	49.33	(14)				0.87
				Total:	Int1:	1:06.47	(28)				2.95
					Int2:	1:22.73	(26)				3.04
					Fin:	1:37.12	(23)				3.33
24	3	VINTER Zak	GBR	Run 1:	Int1:	17.08	(21)	I1-I2:	15.32	(7)	0.91
					Int2:	32.40	(15)	I2-Fin:	14.40	(6)	1.40
					Fin:	46.80	(10)				1.47
				Run 2:	Int1:	19.12	(34)	I1-I2:	16.97	(30)	0.95
					Int2:	36.09	(34)	I2-Fin:	14.40	(4)	1.98
					Fin:	50.49	(30)				2.03
				Total:	Int1:	1:05.92	(20)				2.40
					Int2:	1:22.89	(27)				3.20
					Fin:	1:37.29	(24)				3.50

Number of Competitors: 80 Number of NSA: 48

Rank	Bib	Name Ski	NSA Code	Pos	Positions			Partials		Difference Time				
					Time	Rank	Pos	Time	Rank					
25	8	BIRKNER de MIGUEL Tomas	ARG	Run 1:	Int1:	16.89	(10)	I1-I2:	15.36	(10)	0.72			
					Int2:	32.25	(8)					I2-Fin:	14.72	(22)
					Fin:	46.97	(13)							
				Run 2:	Int1:	19.03	(31)	I1-I2:	16.55	(20)	0.86			
					Int2:	35.58	(26)					I2-Fin:	14.80	(31)
					Fin:	50.38	(26)							
				Total:	Int1:	1:06.00	(25)			2.48				
					Int2:	1:22.55	(22)				2.86			
					Fin:	1:37.35	(25)					3.56		
26	22	STASZOWSKI Michal	CZE	Run 1:	Int1:	17.05	(18)	I1-I2:	15.43	(16)	0.88			
					Int2:	32.48	(16)					I2-Fin:	14.48	(10)
					Fin:	46.96	(12)							
				Run 2:	Int1:	19.02	(30)	I1-I2:	16.58	(21)	0.85			
					Int2:	35.60	(27)					I2-Fin:	14.83	(34)
					Fin:	50.43	(29)							
				Total:	Int1:	1:05.98	(23)			2.46				
					Int2:	1:22.56	(23)				2.87			
					Fin:	1:37.39	(26)					3.60		
27	9	BARWOOD Adam Voelkl	NZL	Run 1:	Int1:	16.89	(10)	I1-I2:	15.62	(23)	0.72			
					Int2:	32.51	(18)					I2-Fin:	14.59	(13)
					Fin:	47.10	(17)							
				Run 2:	Int1:	18.80	(24)	I1-I2:	16.70	(26)	0.63			
					Int2:	35.50	(25)					I2-Fin:	14.85	(35)
					Fin:	50.35	(25)							
				Total:	Int1:	1:05.90	(19)			2.38				
					Int2:	1:22.60	(24)				2.91			
					Fin:	1:37.45	(27)					3.66		
28	27	BREITFUSS KAMMERLANDER Simon Voelkl	BOL	Run 1:	Int1:	17.06	(19)	I1-I2:	15.71	(26)	0.89			
					Int2:	32.77	(24)					I2-Fin:	15.06	(39)
					Fin:	47.83	(30)							
				Run 2:	Int1:	18.85	(27)	I1-I2:	16.31	(12)	0.68			
					Int2:	35.16	(22)					I2-Fin:	14.72	(25)
					Fin:	49.88	(21)							
				Total:	Int1:	1:06.68	(29)			3.16				
					Int2:	1:22.99	(29)				3.30			
					Fin:	1:37.71	(28)					3.92		
29	21	HYSKA Martin	SVK	Run 1:	Int1:	16.98	(15)	I1-I2:	15.96	(34)	0.81			
					Int2:	32.94	(30)					I2-Fin:	14.92	(33)
					Fin:	47.86	(31)							
				Run 2:	Int1:	18.48	(18)	I1-I2:	16.60	(22)	0.31			
					Int2:	35.08	(18)					I2-Fin:	14.88	(36)
					Fin:	49.96	(23)							
				Total:	Int1:	1:06.34	(27)			2.82				
					Int2:	1:22.94	(28)				3.25			
					Fin:	1:37.82	(29)					4.03		

PERFORMANCE ANALYSIS BY RANK

Number of Competitors: 80 Number of NSA: 48

Rank	Bib	Name Ski	NSA Code	Pos	Positions			Partials		Difference Time				
					Time	Rank	Pos	Time	Rank					
30	45	OSCH Matthieu	LUX	Run 1:	Int1:	17.51	(37)	I1-I2:	15.86	(31)	1.34			
					Int2:	33.37	(34)					I2-Fin:	14.80	(27)
					Fin:	48.17	(34)							
				Run 2:	Int1:	19.13	(35)	I1-I2:	16.97	(30)	0.96			
					Int2:	36.10	(35)					I2-Fin:	14.43	(8)
					Fin:	50.53	(31)							
				Total:	Int1:	1:07.30	(32)	3.78						
					Int2:	1:24.27	(32)		4.58					
					Fin:	1:38.70	(30)							
31	36	DYRBYE NAESTED Casper	DEN	Run 1:	Int1:	17.09	(23)	I1-I2:	15.77	(28)	0.92			
					Int2:	32.86	(27)					I2-Fin:	15.03	(37)
					Fin:	47.89	(32)							
				Run 2:	Int1:	18.88	(28)	I1-I2:	17.04	(34)	0.71			
					Int2:	35.92	(29)					I2-Fin:	14.91	(37)
					Fin:	50.83	(34)							
				Total:	Int1:	1:06.77	(30)	3.25						
					Int2:	1:23.81	(30)		4.12					
					Fin:	1:38.72	(31)							
32	26	STANISIC Strahinja	SRB	Run 1:	Int1:	17.42	(35)	I1-I2:	15.83	(30)	1.25			
					Int2:	33.25	(33)					I2-Fin:	14.73	(24)
					Fin:	47.98	(33)							
				Run 2:	Int1:	18.83	(26)	I1-I2:	17.09	(36)	0.66			
					Int2:	35.92	(29)					I2-Fin:	15.09	(41)
					Fin:	51.01	(35)							
				Total:	Int1:	1:06.81	(31)	3.29						
					Int2:	1:23.90	(31)		4.21					
					Fin:	1:38.99	(32)							
33	29	SIMARI BIRKNER Cristian Javier	ARG	Run 1:	Int1:	17.36	(32)	I1-I2:	16.39	(41)	1.19			
					Int2:	33.75	(37)					I2-Fin:	14.84	(29)
					Fin:	48.59	(36)							
				Run 2:	Int1:	18.81	(25)	I1-I2:	17.17	(37)	0.64			
					Int2:	35.98	(32)					I2-Fin:	14.81	(32)
					Fin:	50.79	(33)							
				Total:	Int1:	1:07.40	(33)	3.88						
					Int2:	1:24.57	(34)		4.88					
					Fin:	1:39.38	(33)							
34	30	FEASEY Willis	NZL	Run 1:	Int1:	17.50	(36)	I1-I2:	16.21	(39)	1.33			
					Int2:	33.71	(36)					I2-Fin:	15.05	(38)
					Fin:	48.76	(37)							
				Run 2:	Int1:	18.71	(22)	I1-I2:	17.07	(35)	0.54			
					Int2:	35.78	(28)					I2-Fin:	14.93	(38)
					Fin:	50.71	(32)							
				Total:	Int1:	1:07.47	(34)	3.95						
					Int2:	1:24.54	(33)		4.85					
					Fin:	1:39.47	(34)							

PERFORMANCE ANALYSIS BY RANK

Number of Competitors: 80 Number of NSA: 48

Rank	Bib	Name Ski	NSA Code	Pos	Positions			Partials		Difference Time				
					Time	Rank	Pos	Time	Rank					
35	51	VORRE Marcus Atomic	DEN	Run 1:	Int1:	18.18	(53)	I1-I2:	16.10	(37)	2.01			
					Int2:	34.28	(45)					I2-Fin:	14.87	(30)
					Fin:	49.15	(41)							
				Run 2:	Int1:	19.03	(31)	I1-I2:	16.92	(29)	0.86			
					Int2:	35.95	(31)					I2-Fin:	14.45	(9)
					Fin:	50.40	(27)							
				Total:	Int1:	1:08.18	(35)			4.66				
					Int2:	1:25.10	(35)							
					Fin:	1:39.55	(35)							
36	42	COMERFORD Cormac	IRL	Run 1:	Int1:	17.37	(34)	I1-I2:	16.52	(45)	1.20			
					Int2:	33.89	(38)					I2-Fin:	14.98	(35)
					Fin:	48.87	(38)							
				Run 2:	Int1:	19.52	(40)	I1-I2:	17.35	(39)	1.35			
					Int2:	36.87	(37)					I2-Fin:	14.78	(30)
					Fin:	51.65	(38)							
				Total:	Int1:	1:08.39	(37)			4.87				
					Int2:	1:25.74	(37)							
					Fin:	1:40.52	(36)							
37	55	OPMANIS Elvis	LAT	Run 1:	Int1:	17.98	(50)	I1-I2:	16.10	(37)	1.81			
					Int2:	34.08	(41)					I2-Fin:	15.06	(39)
					Fin:	49.14	(40)							
				Run 2:	Int1:	19.21	(36)	I1-I2:	17.23	(38)	1.04			
					Int2:	36.44	(36)					I2-Fin:	14.95	(39)
					Fin:	51.39	(36)							
				Total:	Int1:	1:08.35	(36)			4.83				
					Int2:	1:25.58	(36)							
					Fin:	1:40.53	(37)							
38	44	DANILOCHKIN Yuri Atomic	BLR	Run 1:	Int1:	17.99	(51)	I1-I2:	16.04	(36)	1.82			
					Int2:	34.03	(40)					I2-Fin:	15.09	(42)
					Fin:	49.12	(39)							
				Run 2:	Int1:	19.49	(38)	I1-I2:	17.53	(41)	1.32			
					Int2:	37.02	(40)					I2-Fin:	14.81	(32)
					Fin:	51.83	(39)							
				Total:	Int1:	1:08.61	(38)			5.09				
					Int2:	1:26.14	(38)							
					Fin:	1:40.95	(38)							
39	49	NAGY Bence	HUN	Run 1:	Int1:	17.85	(45)	I1-I2:	16.81	(51)	1.68			
					Int2:	34.66	(47)					I2-Fin:	15.28	(48)
					Fin:	49.94	(48)							
				Run 2:	Int1:	19.99	(46)	I1-I2:	17.02	(33)	1.82			
					Int2:	37.01	(39)					I2-Fin:	14.58	(15)
					Fin:	51.59	(37)							
				Total:	Int1:	1:09.93	(41)			6.41				
					Int2:	1:26.95	(39)							
					Fin:	1:41.53	(39)							

Number of Competitors: 80 Number of NSA: 48

Rank	Bib	Name Ski	NSA Code	Positions			Partials		Difference Time					
				Pos	Time	Rank	Pos	Time		Rank				
40	19	LOKMIC Emir	BIH	Run 1:	Int1:	16.68	(6)	I1-I2:	15.37	(12)	0.51			
					Int2:	32.05	(5)					I2-Fin:	14.38	(5)
					Fin:	46.43	(4)							
				Run 2:	Int1:	24.98	(77)	I1-I2:	16.31	(12)	6.81			
					Int2:	41.29	(67)					I2-Fin:	14.59	(17)
					Fin:	55.88	(57)							
				Total:	Int1:	1:11.41	(48)				7.89			
					Int2:	1:27.72	(42)					8.03		
					Fin:	1:42.31	(40)							
41	50	BLAGOJEVIC Rastko	SRB	Run 1:	Int1:	18.24	(56)	I1-I2:	16.63	(48)	2.07			
					Int2:	34.87	(50)					I2-Fin:	15.51	(54)
					Fin:	50.38	(50)							
				Run 2:	Int1:	19.51	(39)	I1-I2:	17.46	(40)	1.34			
					Int2:	36.97	(38)					I2-Fin:	15.21	(42)
					Fin:	52.18	(40)							
				Total:	Int1:	1:09.89	(40)				6.37			
					Int2:	1:27.35	(41)					7.66		
					Fin:	1:42.56	(41)							
42	47	SALIHVIC Eldar	MNE	Run 1:	Int1:	17.84	(44)	I1-I2:	16.40	(42)	1.67			
					Int2:	34.24	(44)					I2-Fin:	15.36	(50)
					Fin:	49.60	(44)							
				Run 2:	Int1:	19.26	(37)	I1-I2:	18.17	(45)	1.09			
					Int2:	37.43	(41)					I2-Fin:	15.77	(56)
					Fin:	53.20	(42)							
				Total:	Int1:	1:08.86	(39)				5.34			
					Int2:	1:27.03	(40)					7.34		
					Fin:	1:42.80	(42)							
43	77	DEHARI Dardan	MKD	Run 1:	Int1:	17.92	(47)	I1-I2:	17.09	(56)	1.75			
					Int2:	35.01	(52)					I2-Fin:	15.26	(47)
					Fin:	50.27	(49)							
				Run 2:	Int1:	19.75	(41)	I1-I2:	17.83	(42)	1.58			
					Int2:	37.58	(42)					I2-Fin:	15.02	(40)
					Fin:	52.60	(41)							
				Total:	Int1:	1:10.02	(42)				6.50			
					Int2:	1:27.85	(43)					8.16		
					Fin:	1:42.87	(43)							
44	46	DRUKAROV Andrej	LTU	Run 1:	Int1:	18.50	(62)	I1-I2:	17.02	(55)	2.33			
					Int2:	35.52	(60)					I2-Fin:	15.23	(45)
					Fin:	50.75	(57)							
				Run 2:	Int1:	19.80	(42)	I1-I2:	18.17	(45)	1.63			
					Int2:	37.97	(43)					I2-Fin:	15.34	(44)
					Fin:	53.31	(44)							
				Total:	Int1:	1:10.55	(44)				7.03			
					Int2:	1:28.72	(45)					9.03		
					Fin:	1:44.06	(44)							

Number of Competitors: 80 Number of NSA: 48

Rank	Bib	Name Ski	NSA Code	Pos	Positions			Partials		Difference Time						
					Time	Rank	Pos	Time	Rank							
45	43	JAFARI Seyedmorteza	IRI	Run 1:	Int1:	18.41	(60)	I1-I2:	16.62	(47)	2.24					
					Int2:	35.03	(53)					I2-Fin:	15.42	(52)	4.03	
					Fin:	50.45	(52)									5.12
				Run 2:	Int1:	19.91	(43)	I1-I2:	18.31	(50)	1.74					
					Int2:	38.22	(46)					I2-Fin:	15.44	(46)	4.11	
					Fin:	53.66	(45)									5.20
				Total:	Int1:	1:10.36	(43)					6.84				
					Int2:	1:28.67	(44)									8.98
					Fin:	1:44.11	(45)									
46	59	CHERTSIN Daniil	BLR	Run 1:	Int1:	18.34	(58)	I1-I2:	17.13	(58)	2.17					
					Int2:	35.47	(59)					I2-Fin:	15.59	(56)	4.47	
					Fin:	51.06	(59)									5.73
				Run 2:	Int1:	20.06	(47)	I1-I2:	18.10	(44)	1.89					
					Int2:	38.16	(45)					I2-Fin:	15.56	(49)	4.05	
					Fin:	53.72	(46)									5.26
				Total:	Int1:	1:11.12	(46)					7.60				
					Int2:	1:29.22	(47)									9.53
					Fin:	1:44.78	(46)									
47	73	LOSS Daniels	LAT	Run 1:	Int1:	18.00	(52)	I1-I2:	17.21	(62)	1.83					
					Int2:	35.21	(57)					I2-Fin:	15.47	(53)	4.21	
					Fin:	50.68	(55)									5.35
				Run 2:	Int1:	19.97	(45)	I1-I2:	18.47	(52)	1.80					
					Int2:	38.44	(48)					I2-Fin:	15.72	(54)	4.33	
					Fin:	54.16	(48)									5.70
				Total:	Int1:	1:10.65	(45)					7.13				
					Int2:	1:29.12	(46)									9.43
					Fin:	1:44.84	(47)									
48	65	TOLA Erjon	ALB	Run 1:	Int1:	18.63	(66)	I1-I2:	17.30	(63)	2.46					
					Int2:	35.93	(64)					I2-Fin:	15.67	(59)	4.93	
					Fin:	51.60	(63)									6.27
				Run 2:	Int1:	19.91	(43)	I1-I2:	18.07	(43)	1.74					
					Int2:	37.98	(44)					I2-Fin:	15.31	(43)	3.87	
					Fin:	53.29	(43)									4.83
				Total:	Int1:	1:11.51	(49)					7.99				
					Int2:	1:29.58	(48)									9.89
					Fin:	1:44.89	(48)									
49	62	HAUKSSON Sigurdur	ISL	Run 1:	Int1:	18.67	(69)	I1-I2:	17.19	(61)	2.50					
					Int2:	35.86	(62)					I2-Fin:	15.20	(44)	4.86	
					Fin:	51.06	(59)									5.73
				Run 2:	Int1:	20.31	(50)	I1-I2:	18.32	(51)	2.14					
					Int2:	38.63	(49)					I2-Fin:	15.69	(53)	4.52	
					Fin:	54.32	(49)									5.86
				Total:	Int1:	1:11.37	(47)					7.85				
					Int2:	1:29.69	(49)									10.00
					Fin:	1:45.38	(49)									

Number of Competitors: 80 Number of NSA: 48

Rank	Bib	Name Ski	NSA Code	Positions			Partials		Difference Time							
				Pos	Time	Rank	Pos	Time		Rank						
50	98	TAHIRI Albin	KOS	Run 1:	Int1:	18.30	(57)	I1-I2:	17.60	(67)	2.13					
					Int2:	35.90	(63)					I2-Fin:	16.14	(73)	4.90	
					Fin:	52.04	(65)									I1-I2:
				Run 2:	Int1:	20.07	(48)	I2-Fin:	15.66	(51)	4.22					
					Int2:	38.33	(47)					Total:	Int1:	1:12.11	(51)	
					Fin:	53.99	(47)									Int2:
				Fin:	1:46.03	(50)	Fin:	1:46.03	(50)	12.24						
				51	78	KUCHIN Zakhar	KAZ	Run 1:	Int1:	18.72	(71)	I1-I2:	16.99	(54)	2.55	
									Int2:	35.71	(61)					I2-Fin:
Fin:	51.43	(62)	I1-I2:						18.26	(48)	2.30					
Run 2:	Int1:	20.47						(52)				I2-Fin:	16.04	(57)	4.62	
	Int2:	38.73						(50)								Total:
	Fin:	54.77	(50)					Int2:	1:30.16	(50)	10.47					
Fin:	1:46.20	(51)	Fin:					1:46.20	(51)	12.41						
52	82	MAROTY Matyas	HUN					Run 1:	Int1:	18.18	(53)	I1-I2:	17.17	(59)	2.01	
									Int2:	35.35	(58)					I2-Fin:
				Fin:	51.13	(61)	I1-I2:		18.18	(47)	3.47					
				Run 2:	Int1:	21.64		(67)				I2-Fin:	15.64	(50)	5.71	
					Int2:	39.82		(56)								Total:
					Fin:	55.46	(56)	Int2:	1:30.95	(52)	11.26					
				Fin:	1:46.59	(52)	Fin:	1:46.59	(52)	12.80						
				53	80	ZHANG Yangming	CHN	Run 1:	Int1:	18.58	(65)	I1-I2:	17.89	(74)	2.41	
									Int2:	36.47	(70)					I2-Fin:
Fin:	52.39	(67)	I1-I2:						18.58	(53)	2.60					
Run 2:	Int1:	20.77						(54)				I2-Fin:	15.48	(47)	5.24	
	Int2:	39.35						(51)								Total:
	Fin:	54.83	(51)					Int2:	1:31.74	(53)	12.05					
Fin:	1:47.22	(53)	Fin:					1:47.22	(53)	13.43						
54	96	WANG Liwei	CHN					Run 1:	Int1:	19.33	(83)	I1-I2:	17.67	(71)	3.16	
									Int2:	37.00	(75)					I2-Fin:
				Fin:	53.03	(74)	I1-I2:		19.01	(59)	2.70					
				Run 2:	Int1:	20.87		(55)				I2-Fin:	15.39	(45)	5.77	
					Int2:	39.88		(58)								Total:
					Fin:	55.27	(53)	Int2:	1:32.91	(58)	13.22					
				Fin:	1:48.30	(54)	Fin:	1:48.30	(54)	14.51						

PERFORMANCE ANALYSIS BY RANK

Number of Competitors: 80 Number of NSA: 48

Rank	Bib	Name Ski	NSA Code	Pos	Positions			Partials		Difference Time					
					Time	Rank	Pos	Time	Rank						
55	88	DANOV Sergey	KAZ	Run 1:	Int1:	19.33	(83)	I1-I2:	18.04	(76)	3.16				
					Int2:	37.37	(77)					I2-Fin:	15.77	(62)	6.37
					Fin:	53.14	(76)								
				Run 2:	Int1:	20.91	(57)	I1-I2:	18.70	(56)	5.50				
					Int2:	39.61	(53)					I2-Fin:	15.66	(51)	6.81
					Fin:	55.27	(53)								
				Total:	Int1:	1:14.05	(59)	Total:	1:32.75	(57)	13.06				
					Int2:	1:32.75	(57)					14.62			
					Fin:	1:48.41	(55)								
56	71	ZOGRAFOS-MANOS Emmanouil	GRE	Run 1:	Int1:	18.66	(68)	I1-I2:	17.64	(68)	2.49				
					Int2:	36.30	(68)					I2-Fin:	16.29	(76)	5.30
					Fin:	52.59	(69)								
				Run 2:	Int1:	20.33	(51)	I1-I2:	19.35	(63)	5.57				
					Int2:	39.68	(55)					I2-Fin:	16.26	(60)	7.48
					Fin:	55.94	(58)								
				Total:	Int1:	1:12.92	(53)	Total:	1:32.27	(54)	12.58				
					Int2:	1:32.27	(54)					14.74			
					Fin:	1:48.53	(56)								
57	74	PETKOV Viktor	MKD	Run 1:	Int1:	18.71	(70)	I1-I2:	17.48	(65)	2.54				
					Int2:	36.19	(67)					I2-Fin:	16.56	(81)	5.19
					Fin:	52.75	(71)								
				Run 2:	Int1:	20.19	(49)	I1-I2:	19.45	(64)	5.53				
					Int2:	39.64	(54)					I2-Fin:	16.40	(62)	7.58
					Fin:	56.04	(59)								
				Total:	Int1:	1:12.94	(54)	Total:	1:32.39	(55)	12.70				
					Int2:	1:32.39	(55)					15.00			
					Fin:	1:48.79	(57)								
58	87	CHERTSIN Uladzislau	BLR	Run 1:	Int1:	19.19	(80)	I1-I2:	18.40	(81)	3.02				
					Int2:	37.59	(81)					I2-Fin:	16.10	(72)	6.59
					Fin:	53.69	(79)								
				Run 2:	Int1:	20.62	(52)	I1-I2:	18.77	(57)	5.28				
					Int2:	39.39	(52)					I2-Fin:	15.73	(55)	6.66
					Fin:	55.12	(52)								
				Total:	Int1:	1:14.31	(60)	Total:	1:33.08	(60)	13.39				
					Int2:	1:33.08	(60)					15.02			
					Fin:	1:48.81	(58)								
59	68	MANTSIOS Vasileios	GRE	Run 1:	Int1:	18.82	(72)	I1-I2:	17.66	(69)	2.65				
					Int2:	36.48	(72)					I2-Fin:	16.00	(70)	5.48
					Fin:	52.48	(68)								
				Run 2:	Int1:	21.38	(62)	I1-I2:	19.10	(60)	6.37				
					Int2:	40.48	(61)					I2-Fin:	16.07	(58)	8.09
					Fin:	56.55	(62)								
				Total:	Int1:	1:13.86	(57)	Total:	1:32.96	(59)	13.27				
					Int2:	1:32.96	(59)					15.24			
					Fin:	1:49.03	(59)								

PERFORMANCE ANALYSIS BY RANK

Number of Competitors: 80 Number of NSA: 48

Rank	Bib	Name Ski	NSA Code	Positions			Partials		Difference Time		
				Pos	Time	Rank	Pos	Time		Rank	
60	67	KOUYOUMDJIAN Yianno	CYP	Run 1:	Int1:	18.82	(72)	I1-I2:	17.69	(72)	2.65
					Int2:	36.51	(74)	I2-Fin:	16.28	(74)	5.51
					Fin:	52.79	(73)				7.46
				Run 2:	Int1:	20.88	(56)	I1-I2:	18.94	(58)	2.71
					Int2:	39.82	(56)	I2-Fin:	16.56	(65)	5.71
					Fin:	56.38	(60)				7.92
				Total:	Int1:	1:13.67	(56)				10.15
					Int2:	1:32.61	(56)				12.92
					Fin:	1:49.17	(60)				15.38
61	89	CONG Liang	CHN	Run 1:	Int1:	19.51	(86)	I1-I2:	18.33	(79)	3.34
					Int2:	37.84	(83)	I2-Fin:	16.53	(80)	6.84
					Fin:	54.37	(82)				9.04
				Run 2:	Int1:	21.22	(61)	I1-I2:	18.67	(55)	3.05
					Int2:	39.89	(59)	I2-Fin:	15.54	(48)	5.78
					Fin:	55.43	(55)				6.97
				Total:	Int1:	1:15.59	(63)				12.07
					Int2:	1:34.26	(62)				14.57
					Fin:	1:49.80	(61)				16.01
62	97	BLAAFALK Bastian	DEN	Run 1:	Int1:	18.95	(74)	I1-I2:	17.53	(66)	2.78
					Int2:	36.48	(72)	I2-Fin:	16.28	(74)	5.48
					Fin:	52.76	(72)				7.43
				Run 2:	Int1:	22.13	(69)	I1-I2:	18.60	(54)	3.96
					Int2:	40.73	(64)	I2-Fin:	16.75	(68)	6.62
					Fin:	57.48	(66)				9.02
				Total:	Int1:	1:14.89	(61)				11.37
					Int2:	1:33.49	(61)				13.80
					Fin:	1:50.24	(62)				16.45
63	106	HEGYI Balazs	HUN	Run 1:	Int1:	19.03	(76)	I1-I2:	18.47	(83)	2.86
					Int2:	37.50	(79)	I2-Fin:	17.06	(86)	6.50
					Fin:	54.56	(83)				9.23
				Run 2:	Int1:	20.92	(58)	I1-I2:	19.75	(67)	2.75
					Int2:	40.67	(63)	I2-Fin:	16.42	(63)	6.56
					Fin:	57.09	(64)				8.63
				Total:	Int1:	1:15.48	(62)				11.96
					Int2:	1:35.23	(63)				15.54
					Fin:	1:51.65	(63)				17.86
64	90	ARNOUK Cesar	LBN	Run 1:	Int1:	19.13	(77)	I1-I2:	18.46	(82)	2.96
					Int2:	37.59	(81)	I2-Fin:	16.32	(78)	6.59
					Fin:	53.91	(81)				8.58
				Run 2:	Int1:	21.98	(68)	I1-I2:	19.57	(65)	3.81
					Int2:	41.55	(69)	I2-Fin:	16.20	(59)	7.44
					Fin:	57.75	(67)				9.29
				Total:	Int1:	1:15.89	(64)				12.37
					Int2:	1:35.46	(64)				15.77
					Fin:	1:51.66	(64)				17.87

Number of Competitors: 80 Number of NSA: 48

Rank	Bib	Name Ski	NSA Code	Pos	Positions			Partials		Difference Time					
					Time	Rank	Pos	Time	Rank						
65	107	GAO Qun	CHN	Run 1:	Int1:	19.70	(87)	I1-I2:	18.76	(84)	3.53				
					Int2:	38.46	(86)					I2-Fin:	16.61	(82)	7.46
					Fin:	55.07	(84)								
				Run 2:	Int1:	21.43	(63)	I1-I2:	19.31	(62)	6.63				
					Int2:	40.74	(65)					I2-Fin:	16.68	(66)	8.96
					Fin:	57.42	(65)								
				Total:	Int1:	1:16.50	(66)					16.12			
					Int2:	1:35.81	(65)						18.70		
					Fin:	1:52.49	(65)								
66	84	WILSON Connor	RSA	Run 1:	Int1:	19.18	(78)	I1-I2:	19.10	(87)	3.01				
					Int2:	38.28	(85)					I2-Fin:	17.23	(87)	7.28
					Fin:	55.51	(86)								
				Run 2:	Int1:	20.92	(58)	I1-I2:	19.67	(66)	6.48				
					Int2:	40.59	(62)					I2-Fin:	16.46	(64)	8.59
					Fin:	57.05	(63)								
				Total:	Int1:	1:16.43	(65)					16.41			
					Int2:	1:36.10	(66)						18.77		
					Fin:	1:52.56	(66)								
67	83	KAKKOURAS Giorgos	CYP	Run 1:	Int1:	19.47	(85)	I1-I2:	18.79	(85)	3.30				
					Int2:	38.26	(84)					I2-Fin:	16.81	(83)	7.26
					Fin:	55.07	(84)								
				Run 2:	Int1:	21.47	(64)	I1-I2:	19.75	(67)	7.11				
					Int2:	41.22	(66)					I2-Fin:	16.73	(67)	9.49
					Fin:	57.95	(68)								
				Total:	Int1:	1:16.54	(67)					16.60			
					Int2:	1:36.29	(67)						19.23		
					Fin:	1:53.02	(67)								
68	95	GHAZARYAN Arsen	ARM	Run 1:	Int1:	19.78	(89)	I1-I2:	19.61	(89)	3.61				
					Int2:	39.39	(89)					I2-Fin:	17.76	(92)	8.39
					Fin:	57.15	(88)								
				Run 2:	Int1:	21.51	(65)	I1-I2:	19.82	(69)	7.22				
					Int2:	41.33	(68)					I2-Fin:	17.70	(70)	10.57
					Fin:	59.03	(69)								
				Total:	Int1:	1:18.66	(68)					18.79			
					Int2:	1:38.48	(68)						22.39		
					Fin:	1:56.18	(68)								
69	86	HARUTYUNYAN Harutyun	ARM	Run 1:	Int1:	19.31	(82)	I1-I2:	24.58	(103)	3.14				
					Int2:	43.89	(98)					I2-Fin:	17.01	(85)	12.89
					Fin:	1:00.90	(96)								
				Run 2:	Int1:	20.97	(60)	I1-I2:	19.17	(61)	2.80				
					Int2:	40.14	(60)					I2-Fin:	16.26	(60)	6.03
					Fin:	56.40	(61)								
				Total:	Int1:	1:21.87	(70)					18.35			
					Int2:	1:41.04	(69)						21.35		
					Fin:	1:57.30	(69)							23.51	

Number of Competitors: 80 Number of NSA: 48

Rank	Bib	Name Ski	NSA Code	Pos	Positions			Partials		Difference Time				
					Time	Rank	Pos	Time	Rank					
70	100	PUPOVCI Arbi	KOS	Run 1:	Int1:	20.53	(92)	I1-I2:	20.78	(95)	4.36			
					Int2:	41.31	(92)					I2-Fin:	18.29	(94)
					Fin:	59.60	(93)							
				Run 2:	Int1:	21.54	(66)	I1-I2:	21.66	(72)	3.37			
					Int2:	43.20	(70)					I2-Fin:	17.48	(69)
					Fin:	1:00.68	(70)							
				Total:	Int1:	1:21.14	(69)			17.62				
					Int2:	1:42.80	(70)							
					Fin:	2:00.28	(70)							
71	104	RANDRIAMIARISOA Andy	MAD	Run 1:	Int1:	21.15	(95)	I1-I2:	20.16	(92)	4.98			
					Int2:	41.31	(92)					I2-Fin:	17.75	(91)
					Fin:	59.06	(92)							
				Run 2:	Int1:	23.13	(72)	I1-I2:	21.14	(70)	4.96			
					Int2:	44.27	(72)					I2-Fin:	18.12	(72)
					Fin:	1:02.39	(71)							
				Total:	Int1:	1:22.19	(72)			18.67				
					Int2:	1:43.33	(71)							
					Fin:	2:01.45	(71)							
72	103	KAYROUZ Cyril	LBN	Run 1:	Int1:	21.16	(96)	I1-I2:	20.11	(91)	4.99			
					Int2:	41.27	(91)					I2-Fin:	17.66	(90)
					Fin:	58.93	(91)							
				Run 2:	Int1:	22.94	(71)	I1-I2:	21.46	(71)	4.77			
					Int2:	44.40	(73)					I2-Fin:	18.21	(73)
					Fin:	1:02.61	(73)							
				Total:	Int1:	1:21.87	(70)			18.35				
					Int2:	1:43.33	(71)							
					Fin:	2:01.54	(72)							
73	116	BRANCAL Ricardo	POR	Run 1:	Int1:	21.13	(94)	I1-I2:	20.39	(93)	4.96			
					Int2:	41.52	(94)					I2-Fin:	18.81	(99)
					Fin:	1:00.33	(95)							
				Run 2:	Int1:	22.33	(70)	I1-I2:	21.80	(73)	4.16			
					Int2:	44.13	(71)					I2-Fin:	18.39	(74)
					Fin:	1:02.52	(72)							
				Total:	Int1:	1:22.66	(73)			19.14				
					Int2:	1:44.46	(73)							
					Fin:	2:02.85	(73)							
74	101	KHAN Arif Mohd	IND	Run 1:	Int1:	22.30	(99)	I1-I2:	20.83	(96)	6.13			
					Int2:	43.13	(97)					I2-Fin:	18.68	(96)
					Fin:	1:01.81	(97)							
				Run 2:	Int1:	24.41	(75)	I1-I2:	22.40	(76)	6.24			
					Int2:	46.81	(76)					I2-Fin:	18.10	(71)
					Fin:	1:04.91	(74)							
				Total:	Int1:	1:26.22	(75)			22.70				
					Int2:	1:48.62	(75)							
					Fin:	2:06.72	(74)							

PERFORMANCE ANALYSIS BY RANK

Number of Competitors: 80 Number of NSA: 48

Rank	Bib	Name Ski	NSA Code	Pos	Positions			Partials		Difference Time		
					Time	Rank	Pos	Time	Rank			
75	112	MAEDER Carlos	GHA	Run 1:	Int1:	21.66	(98)	I1-I2:	21.42	(97)	5.49	
					Int2:	43.08	(96)		I2-Fin:	18.89	(100)	12.08
					Fin:	1:01.97	(98)					16.64
				Run 2:	Int1:	24.14	(73)	I1-I2:	22.15	(74)	5.97	
					Int2:	46.29	(74)		I2-Fin:	18.85	(77)	12.18
					Fin:	1:05.14	(75)					16.68
				Total:	Int1:	1:26.11	(74)				22.59	
					Int2:	1:48.26	(74)				28.57	
					Fin:	2:07.11	(75)				33.32	
76	110	von HOHENLOHE Hubertus	MEX	Run 1:	Int1:	22.67	(100)	I1-I2:	21.46	(98)	6.50	
					Int2:	44.13	(99)		I2-Fin:	18.73	(97)	13.13
					Fin:	1:02.86	(99)					17.53
				Run 2:	Int1:	24.42	(76)	I1-I2:	22.27	(75)	6.25	
					Int2:	46.69	(75)		I2-Fin:	18.55	(76)	12.58
					Fin:	1:05.24	(76)					16.78
				Total:	Int1:	1:27.28	(76)				23.76	
					Int2:	1:49.55	(76)				29.86	
					Fin:	2:08.10	(76)				34.31	
77	111	BICOKU Marsel	ALB	Run 1:	Int1:	23.02	(101)	I1-I2:	22.10	(100)	6.85	
					Int2:	45.12	(101)		I2-Fin:	18.62	(95)	14.12
					Fin:	1:03.74	(100)					18.41
				Run 2:	Int1:	24.28	(74)	I1-I2:	22.77	(77)	6.11	
					Int2:	47.05	(77)		I2-Fin:	18.40	(75)	12.94
					Fin:	1:05.45	(77)					16.99
				Total:	Int1:	1:28.02	(77)				24.50	
					Int2:	1:50.79	(77)				31.10	
					Fin:	2:09.19	(77)				35.40	
78	113	AZZAM Suhail	JOR	Run 1:	Int1:	24.22	(103)	I1-I2:	23.55	(102)	8.05	
					Int2:	47.77	(103)		I2-Fin:	20.15	(102)	16.77
					Fin:	1:07.92	(103)					22.59
				Run 2:	Int1:	25.07	(78)	I1-I2:	23.45	(78)	6.90	
					Int2:	48.52	(78)		I2-Fin:	19.26	(78)	14.41
					Fin:	1:07.78	(78)					19.32
				Total:	Int1:	1:32.99	(79)				29.47	
					Int2:	1:56.44	(79)				36.75	
					Fin:	2:15.70	(78)				41.91	
79	109	SAMAHA Georges	LBN	Run 1:	Int1:	23.24	(102)	I1-I2:	22.04	(99)	7.07	
					Int2:	45.28	(102)		I2-Fin:	20.80	(103)	14.28
					Fin:	1:06.08	(102)					20.75
				Run 2:	Int1:	25.71	(79)	I1-I2:	24.00	(79)	7.54	
					Int2:	49.71	(79)		I2-Fin:	20.34	(79)	15.60
					Fin:	1:10.05	(79)					21.59
				Total:	Int1:	1:31.79	(78)				28.27	
					Int2:	1:55.79	(78)				36.10	
					Fin:	2:16.13	(79)				42.34	

PERFORMANCE ANALYSIS BY RANK

Number of Competitors: 80 Number of NSA: 48

Rank	Bib	Name Ski	NSA Code	Pos	Positions			Partials		Difference Time										
					Time	Rank	Pos	Time	Rank											
80	121	ROY Jean-Pierre	HAI	Run 1:	Int1:	27.69	(104)	I1-I2:	28.80	(104)	11.52									
					Int2:	56.49	(104)					I2-Fin:	25.98	(104)	25.49					
					Fin:	1:22.47	(104)									Total:	1:51.93	(80)	48.41	
					Run 2:	Int1:	29.46	(80)	I1-I2:	30.23	(80)	11.29								
						Int2:	59.69	(80)					I2-Fin:	25.59	(80)					25.58
						Fin:	1:25.28	(80)												
					Total:	Int1:	1:51.93	(80)	I1-I2:	30.23	(80)	11.29								
						Int2:	2:22.16	(80)					I2-Fin:	25.59	(80)					25.58
						Fin:	2:47.75	(80)								Total:	2:47.75	(80)	1:13.96	

Intermediate Time Positions : Int. 1 = Inter1

Int. 2 = Inter2

Legend:				
Fin	Finish	Int	Intermediate	Pos. Intermediate or speed position




FIS ALPINE WORLD SKI CHAMPIONSHIPS SWEDEN



SKISTAR FIS ALPINE WORLD SKI CHAMPIONSHIPS 2019



Åre (SWE)



Men's Slalom Qualification Race

SAT 16 FEB 2019

Start Time : 13:00

PERFORMANCE ANALYSIS BY BIB

Number of Competitors: 121 Number of NSA: 58

Bib	Name Ski	NSA Code	Pos	Positions			Partials		Difference Time				
				Time	Rank	Pos	Time	Rank					
1	ALAERTS Kai	BEL	Run 1:	Int1:	17.14	(25)	I1-I2:	15.24	(4)	0.97			
				Int2:	32.38	(13)					I2-Fin:	14.44	(8)
				Fin:	46.82	(11)							
			Run 2:	Int1:	18.56	(21)	I1-I2:	16.54	(19)	0.39			
				Int2:	35.10	(20)					I2-Fin:	14.53	(11)
				Fin:	49.63	(17)							
			Total:	Int1:	1:05.38	(8)			1.86				
				Int2:	1:21.92	(12)				2.23			
				Fin:	1:36.45	(13)							
2	JONSSON Carl	SWE	Run 1:	Int1:	16.17	(1)	I1-I2:	14.83	(1)	0.02			
				Int2:	31.00	(1)					I2-Fin:	14.33	(4)
				Fin:	45.33	(1)							
			Run 2:	Int1:	18.19	(2)	I1-I2:	16.17	(6)	0.25			
				Int2:	34.36	(3)					I2-Fin:	14.10	(1)
				Fin:	48.46	(1)							
			Total:	Int1:	1:03.52	(1)			0.00				
				Int2:	1:19.69	(1)				0.00			
				Fin:	1:33.79	(1)							
3	VINTER Zak	GBR	Run 1:	Int1:	17.08	(21)	I1-I2:	15.32	(7)	0.91			
				Int2:	32.40	(15)					I2-Fin:	14.40	(6)
				Fin:	46.80	(10)							
			Run 2:	Int1:	19.12	(35)	I1-I2:	16.97	(31)	1.98			
				Int2:	36.09	(35)					I2-Fin:	14.40	(4)
				Fin:	50.49	(30)							
			Total:	Int1:	1:05.92	(20)			2.40				
				Int2:	1:22.89	(28)				3.20			
				Fin:	1:37.29	(24)							
4	TREMME Anton Nordica	GER	Run 1:	Int1:	16.45	(3)	I1-I2:	14.83	(1)	0.28			
				Int2:	31.28	(2)					I2-Fin:	14.19	(1)
				Fin:	45.47	(2)							
			Run 2:	Int1:	18.48	(19)	I1-I2:	16.98	(33)	1.35			
				Int2:	35.46	(24)					I2-Fin:	14.59	(17)
				Fin:	50.05	(24)							
			Total:	Int1:	1:03.95	(2)			0.43				
				Int2:	1:20.93	(2)				1.24			
				Fin:	1:35.52	(2)							

Number of Competitors: 121 Number of NSA: 58

Bib	Name Ski	NSA Code	Pos	Positions			Partials		Difference Time					
				Time	Rank	Pos	Time	Rank						
5	MAES Sam Rossignol	BEL	Run 1:	Int1:	16.27	(2)	I1-I2:	15.06	(3)	0.10				
				Int2:	31.33	(3)					I2-Fin:	14.63	(16)	0.33
				Fin:	45.96	(3)								
			Run 2:	Int1:	18.40	(14)	I1-I2:	16.61	(23)	0.23				
				Int2:	35.01	(17)					I2-Fin:	14.76	(29)	0.90
				Fin:	49.77	(19)								
			Total:	Int1:	1:04.36	(3)	0.84							
				Int2:	1:20.97	(3)		1.28						
				Fin:	1:35.73	(4)			1.94					
6	SPIK Jakob Nordica	SLO	Run 1:	Int1:	16.94	(12)	I1-I2:	15.40	(15)	0.77				
				Int2:	32.34	(11)					I2-Fin:	14.65	(17)	1.34
				Fin:	46.99	(14)								
			Run 2:	Int1:	18.39	(13)	I1-I2:	16.47	(15)	0.22				
				Int2:	34.86	(13)					I2-Fin:	14.40	(4)	0.75
				Fin:	49.26	(9)								
			Total:	Int1:	1:05.38	(8)	1.86							
				Int2:	1:21.85	(10)		2.16						
				Fin:	1:36.25	(8)			2.46					
7	PUENTE TASIAS Alejandro	ESP	Run 1:	Int1:	16.99	(16)	I1-I2:	15.61	(22)	0.82				
				Int2:	32.60	(20)					I2-Fin:	14.46	(9)	1.60
				Fin:	47.06	(16)								
			Run 2:	Int1:	18.42	(16)	I1-I2:	16.66	(25)	0.25				
				Int2:	35.08	(18)					I2-Fin:	14.70	(23)	0.97
				Fin:	49.78	(20)								
			Total:	Int1:	1:05.48	(11)	1.96							
				Int2:	1:22.14	(17)		2.45						
				Fin:	1:36.84	(18)			3.05					
8	BIRKNER de MIGUEL Tomas	ARG	Run 1:	Int1:	16.89	(10)	I1-I2:	15.36	(10)	0.72				
				Int2:	32.25	(8)					I2-Fin:	14.72	(22)	1.25
				Fin:	46.97	(13)								
			Run 2:	Int1:	19.03	(32)	I1-I2:	16.55	(20)	0.86				
				Int2:	35.58	(27)					I2-Fin:	14.80	(31)	1.47
				Fin:	50.38	(26)								
			Total:	Int1:	1:06.00	(26)	2.48							
				Int2:	1:22.55	(22)		2.86						
				Fin:	1:37.35	(25)			3.56					
9	BARWOOD Adam Voelkl	NZL	Run 1:	Int1:	16.89	(10)	I1-I2:	15.62	(23)	0.72				
				Int2:	32.51	(18)					I2-Fin:	14.59	(13)	1.51
				Fin:	47.10	(17)								
			Run 2:	Int1:	18.80	(25)	I1-I2:	16.70	(26)	0.63				
				Int2:	35.50	(26)					I2-Fin:	14.85	(35)	1.39
				Fin:	50.35	(25)								
			Total:	Int1:	1:05.90	(19)	2.38							
				Int2:	1:22.60	(24)		2.91						
				Fin:	1:37.45	(27)			3.66					

PERFORMANCE ANALYSIS BY BIB

Number of Competitors: 121 Number of NSA: 58

Bib	Name Ski	NSA Code	Pos	Positions			Partials		Difference Time					
				Time	Rank	Pos	Time	Rank						
10	MAJOR Billy Atomic	GBR	Run 1:	Int1:	16.94	(12)	I1-I2:	15.36	(10)	0.77				
				Int2:	32.30	(10)					I2-Fin:	14.32	(3)	
				Fin:	46.62	(6)								
			Run 2:	Int1:	19.11	(34)	I1-I2:	16.90	(29)		1.90			
				Int2:	36.01	(34)						I2-Fin:	14.41	(7)
				Fin:	50.42	(28)								
			Total:	Int1:	1:05.73	(15)			2.21					
				Int2:	1:22.63	(25)						2.94		
				Fin:	1:37.04	(21)								
11	ANDRIENKO Aleksander Rossignol	RUS	Run 1:	Int1:	16.79	(8)	I1-I2:	15.56	(19)	0.62				
				Int2:	32.35	(12)						I2-Fin:	14.76	(25)
				Fin:	47.11	(18)								
			Run 2:	Int1:	18.43	(18)	I1-I2:	16.72	(27)		1.04			
				Int2:	35.15	(21)						I2-Fin:	14.74	(26)
				Fin:	49.89	(22)								
			Total:	Int1:	1:05.54	(12)			2.02					
				Int2:	1:22.26	(19)						2.57		
				Fin:	1:37.00	(20)								
12	ROSSUM van Max	NED	Run 1:	Int1:	17.00	(17)	I1-I2:	15.38	(13)	0.83				
				Int2:	32.38	(13)						I2-Fin:	14.30	(2)
				Fin:	46.68	(7)								
			Run 2:	Int1:	18.42	(16)	I1-I2:	16.11	(3)		0.42			
				Int2:	34.53	(5)						I2-Fin:	14.40	(4)
				Fin:	48.93	(3)								
			Total:	Int1:	1:05.10	(6)			1.58					
				Int2:	1:21.21	(4)						1.52		
				Fin:	1:35.61	(3)								
13	VERBEKE Tom	BEL	Run 1:	Int1:	17.08	(21)	I1-I2:	15.71	(26)	1.79				
				Int2:	32.79	(25)						I2-Fin:	14.54	(12)
				Fin:	47.33	(21)								
			Run 2:	Int1:	18.32	(9)	I1-I2:	16.47	(15)		0.15			
				Int2:	34.79	(12)						I2-Fin:	14.53	(11)
				Fin:	49.32	(13)								
			Total:	Int1:	1:05.65	(13)			2.13					
				Int2:	1:22.12	(16)						2.43		
				Fin:	1:36.65	(14)								
14	GEDRA Zaks	LAT	Run 1:	Int1:	16.80	(9)	I1-I2:	15.31	(6)	1.11				
				Int2:	32.11	(7)						I2-Fin:	14.94	(34)
				Fin:	47.05	(15)								
			Run 2:	Int1:	18.26	(5)	I1-I2:	16.30	(10)		0.09			
				Int2:	34.56	(7)						I2-Fin:	14.74	(26)
				Fin:	49.30	(12)								
			Total:	Int1:	1:05.31	(7)			1.79					
				Int2:	1:21.61	(7)						1.92		
				Fin:	1:36.35	(9)								

Number of Competitors: 121 Number of NSA: 58

Bib	Name Ski	NSA Code	Pos	Positions			Partials		Difference Time				
				Time	Rank	Pos	Time	Rank					
15	van den BROECKE Dries Augment	BEL	Run 1:	Int1:	16.67	(4)	I1-I2:	15.39	(14)	0.50			
				Int2:	32.06	(6)					I2-Fin:	14.42	(7)
				Fin:	46.48	(5)							
			Run 2:	Int1:	18.96	(30)	I1-I2:	16.51	(18)	0.79			
				Int2:	35.47	(25)					I2-Fin:	14.20	(2)
				Fin:	49.67	(18)							
			Total:	Int1:	1:05.44	(10)			1.92				
				Int2:	1:21.95	(14)				2.26			
				Fin:	1:36.15	(7)							
16	ESTEVE Axel Fischer	AND	Run 1:	Int1:	16.67	(4)	I1-I2:	15.29	(5)	0.50			
				Int2:	31.96	(4)					I2-Fin:	14.72	(22)
				Fin:	46.68	(7)							
			Run 2:	Int1:	18.27	(6)	I1-I2:	16.64	(24)	0.10			
				Int2:	34.91	(15)					I2-Fin:	14.55	(13)
				Fin:	49.46	(16)							
			Total:	Int1:	1:04.95	(4)			1.43				
				Int2:	1:21.59	(6)				1.90			
				Fin:	1:36.14	(6)							
17	GASTALDI Sebastiano	ARG	Run 1:	Int1:	17.23	(28)	I1-I2:	15.32	(7)	1.06			
				Int2:	32.55	(19)					I2-Fin:	14.59	(13)
				Fin:	47.14	(19)							
			Run 2:	Int1:	18.78	(24)	I1-I2:	15.99	(2)	0.61			
				Int2:	34.77	(11)					I2-Fin:	14.50	(10)
				Fin:	49.27	(10)							
			Total:	Int1:	1:05.92	(20)			2.40				
				Int2:	1:21.91	(11)				2.22			
				Fin:	1:36.41	(10)							
18	ZVEJNIEKS Miks	LAT	Run 1:	Int1:	17.09	(23)	I1-I2:	15.52	(18)	0.92			
				Int2:	32.61	(21)					I2-Fin:	15.01	(36)
				Fin:	47.62	(25)							
			Run 2:	Int1:	18.33	(10)	I1-I2:	16.20	(7)	0.16			
				Int2:	34.53	(5)					I2-Fin:	14.59	(17)
				Fin:	49.12	(5)							
			Total:	Int1:	1:05.95	(22)			2.43				
				Int2:	1:22.15	(18)				2.46			
				Fin:	1:36.74	(16)							
19	LOKMIC Emir	BIH	Run 1:	Int1:	16.68	(6)	I1-I2:	15.37	(12)	0.51			
				Int2:	32.05	(5)					I2-Fin:	14.38	(5)
				Fin:	46.43	(4)							
			Run 2:	Int1:	24.98	(91)	I1-I2:	16.31	(12)	6.81			
				Int2:	41.29	(70)					I2-Fin:	14.59	(17)
				Fin:	55.88	(57)							
			Total:	Int1:	1:11.41	(55)			7.89				
				Int2:	1:27.72	(44)				8.03			
				Fin:	1:42.31	(40)							

Number of Competitors: 121 Number of NSA: 58

Bib	Name Ski	NSA Code	Pos	Positions			Partials		Difference Time				
				Time	Rank	Pos	Time	Rank					
20	SLJIVIC Marko	BIH	Run 1:	Int1:	17.06	(19)	I1-I2:	15.65	(24)	0.89			
				Int2:	32.71	(22)					I2-Fin:	14.90	(32)
				Fin:	47.61	(24)							
			Run 2:	Int1:	18.38	(12)	I1-I2:	16.48	(17)	0.21			
				Int2:	34.86	(13)					I2-Fin:	14.58	(15)
				Fin:	49.44	(15)							
			Total:	Int1:	1:05.99	(25)			2.47				
				Int2:	1:22.47	(21)				2.78			
				Fin:	1:37.05	(22)							
21	HYSKA Martin	SVK	Run 1:	Int1:	16.98	(15)	I1-I2:	15.96	(34)	0.81			
				Int2:	32.94	(30)					I2-Fin:	14.92	(33)
				Fin:	47.86	(31)							
			Run 2:	Int1:	18.48	(19)	I1-I2:	16.60	(22)	0.31			
				Int2:	35.08	(18)					I2-Fin:	14.88	(36)
				Fin:	49.96	(23)							
			Total:	Int1:	1:06.34	(28)			2.82				
				Int2:	1:22.94	(29)				3.25			
				Fin:	1:37.82	(29)							
22	STASZOWSKI Michal	CZE	Run 1:	Int1:	17.05	(18)	I1-I2:	15.43	(16)	0.88			
				Int2:	32.48	(16)					I2-Fin:	14.48	(10)
				Fin:	46.96	(12)							
			Run 2:	Int1:	19.02	(31)	I1-I2:	16.58	(21)	0.85			
				Int2:	35.60	(28)					I2-Fin:	14.83	(34)
				Fin:	50.43	(29)							
			Total:	Int1:	1:05.98	(24)			2.46				
				Int2:	1:22.56	(23)				2.87			
				Fin:	1:37.39	(26)							
23	LAINE Tormis	EST	Run 1:	Int1:	16.94	(12)	I1-I2:	15.35	(9)	0.77			
				Int2:	32.29	(9)					I2-Fin:	14.49	(11)
				Fin:	46.78	(9)							
			Run 2:	Int1:	18.24	(3)	I1-I2:	16.33	(14)	0.07			
				Int2:	34.57	(8)					I2-Fin:	14.61	(21)
				Fin:	49.18	(8)							
			Total:	Int1:	1:05.02	(5)			1.50				
				Int2:	1:21.35	(5)				1.66			
				Fin:	1:35.96	(5)							
24	ANTONIOU Ioannis	GRE	Run 1:	Int1:			I1-I2:						
				Int2:				I2-Fin:					
				Fin:	DNF								
			Total:		DNF								
25	SNORRASON Sturla Snaer	ISL	Run 1:	Int1:	16.69	(7)	I1-I2:	15.81	(29)	0.52			
				Int2:	32.50	(17)					I2-Fin:	14.81	(28)
				Fin:	47.31	(20)							
			Run 2:	Int1:	18.40	(14)	I1-I2:	16.12	(4)	0.23			
				Int2:	34.52	(4)					I2-Fin:	14.60	(20)
				Fin:	49.12	(5)							
			Total:	Int1:	1:05.71	(14)			2.19				
				Int2:	1:21.83	(9)				2.14			
				Fin:	1:36.43	(12)							

PERFORMANCE ANALYSIS BY BIB

Number of Competitors: 121 Number of NSA: 58

Bib	Name Ski	NSA Code	Pos	Positions			Partials		Difference Time				
				Time	Rank	Pos	Time	Rank					
26	STANISIC Strahinja	SRB	Run 1:	Int1:	17.42	(35)	I1-I2:	15.83	(30)	1.25			
				Int2:	33.25	(33)					I2-Fin:	14.73	(24)
				Fin:	47.98	(33)							
			Run 2:	Int1:	18.83	(27)	I1-I2:	17.09	(37)	0.66			
				Int2:	35.92	(30)					I2-Fin:	15.09	(41)
				Fin:	51.01	(35)							
			Total:	Int1:	1:06.81	(32)					3.29		
				Int2:	1:23.90	(32)							
				Fin:	1:38.99	(32)							
27	BREITFUSS KAMMERLANDER Simon Voelkl	BOL	Run 1:	Int1:	17.06	(19)	I1-I2:	15.71	(26)	0.89			
				Int2:	32.77	(24)					I2-Fin:	15.06	(39)
				Fin:	47.83	(30)							
			Run 2:	Int1:	18.85	(28)	I1-I2:	16.31	(12)	0.68			
				Int2:	35.16	(22)					I2-Fin:	14.72	(25)
				Fin:	49.88	(21)							
			Total:	Int1:	1:06.68	(30)					3.16		
				Int2:	1:22.99	(30)							
				Fin:	1:37.71	(28)							
28	RISTEVSKI Antonio	MKD	Run 1:	Int1:	17.66	(41)	I1-I2:	15.97	(35)	1.49			
				Int2:	33.63	(35)					I2-Fin:	14.70	(20)
				Fin:	48.33	(35)							
			Run 2:	Int1:	19.30	(42)	I1-I2:			1.13			
				Int2:							I2-Fin:		
				Fin:	DNF								
			Total:	Int1:	1:07.63	(36)					4.11		
				Int2:									
				Fin:									
29	SIMARI BIRKNER Cristian Javier	ARG	Run 1:	Int1:	17.36	(32)	I1-I2:	16.39	(42)	1.19			
				Int2:	33.75	(37)					I2-Fin:	14.84	(29)
				Fin:	48.59	(36)							
			Run 2:	Int1:	18.81	(26)	I1-I2:	17.17	(39)	0.64			
				Int2:	35.98	(33)					I2-Fin:	14.81	(32)
				Fin:	50.79	(33)							
			Total:	Int1:	1:07.40	(34)					3.88		
				Int2:	1:24.57	(35)							
				Fin:	1:39.38	(33)							
30	FEASEY Willis	NZL	Run 1:	Int1:	17.50	(36)	I1-I2:	16.21	(40)	1.33			
				Int2:	33.71	(36)					I2-Fin:	15.05	(38)
				Fin:	48.76	(37)							
			Run 2:	Int1:	18.71	(23)	I1-I2:	17.07	(36)	0.54			
				Int2:	35.78	(29)					I2-Fin:	14.93	(38)
				Fin:	50.71	(32)							
			Total:	Int1:	1:07.47	(35)					3.95		
				Int2:	1:24.54	(34)							
				Fin:	1:39.47	(34)							
31	TZIOVAS Nikolaos	GRE	Run 1:	Int1:	17.63	(40)	I1-I2:			1.46			
				Int2:							I2-Fin:		
				Fin:	DNF								
			Total:		DNF								

Number of Competitors: 121 Number of NSA: 58

Bib	Name Ski	NSA Code	Pos	Positions			Partials		Difference Time				
				Time	Rank	Pos	Time	Rank					
32	SCOTT Alec	AUS	Run 1:	Int1:	17.36	(32)	I1-I2:	15.44	(17)	1.19			
				Int2:	32.80	(26)					I2-Fin:	14.69	(19)
				Fin:	47.49	(22)							
			Run 2:	Int1:	18.27	(6)	I1-I2:	16.30	(10)	0.10			
				Int2:	34.57	(8)					I2-Fin:	14.71	(24)
				Fin:	49.28	(11)							
			Total:	Int1:	1:05.76	(16)			2.24				
				Int2:	1:22.06	(15)				2.37			
				Fin:	1:36.77	(17)							
33	PAULUS Daniel	CZE	Run 1:	Int1:	17.34	(30)	I1-I2:	15.86	(31)	1.17			
				Int2:	33.20	(32)					I2-Fin:	14.61	(15)
				Fin:	47.81	(29)							
			Run 2:	Int1:	18.30	(8)	I1-I2:	16.28	(9)	0.13			
				Int2:	34.58	(10)					I2-Fin:	14.57	(14)
				Fin:	49.15	(7)							
			Total:	Int1:	1:06.11	(27)			2.59				
				Int2:	1:22.39	(20)				2.70			
				Fin:	1:36.96	(19)							
34	BARBU Alexandru	ROU	Run 1:	Int1:	17.69	(42)	I1-I2:	16.41	(44)	1.52			
				Int2:	34.10	(42)					I2-Fin:	15.08	(41)
				Fin:	49.18	(42)							
			Run 2:	Int1:	19.28	(40)	I1-I2:	17.12	(38)	1.11			
				Int2:	36.40	(37)					I2-Fin:		
				Fin:	DNF								
			Total:	Int1:	1:08.46	(40)			4.94				
				Int2:	1:25.58	(37)				5.89			
				Fin:									
35	NORRIS Kieran	IRL	Run 1:	Int1:	17.80	(44)	I1-I2:	16.88	(53)	1.63			
				Int2:	34.68	(49)					I2-Fin:	15.16	(43)
				Fin:	49.84	(47)							
			Run 2:	Int1:	19.19	(37)	I1-I2:			1.02			
				Int2:							I2-Fin:		
				Fin:	DNF								
			Total:	Int1:	1:09.03	(44)			5.51				
				Int2:									
				Fin:									
36	DYRBYE NAESTED Casper	DEN	Run 1:	Int1:	17.09	(23)	I1-I2:	15.77	(28)	0.92			
				Int2:	32.86	(27)					I2-Fin:	15.03	(37)
				Fin:	47.89	(32)							
			Run 2:	Int1:	18.88	(29)	I1-I2:	17.04	(35)	0.71			
				Int2:	35.92	(30)					I2-Fin:	14.91	(37)
				Fin:	50.83	(34)							
			Total:	Int1:	1:06.77	(31)			3.25				
				Int2:	1:23.81	(31)				4.12			
				Fin:	1:38.72	(31)							

Åre (SWE)
PERFORMANCE ANALYSIS BY BIB

Number of Competitors: 121 Number of NSA: 58

Bib	Name Ski	NSA Code	Pos	Positions			Partials		Difference Time					
				Time	Rank	Pos	Time	Rank						
37	BIRAN Itamar	ISR	Run 1:	Int1:	17.19	(27)	I1-I2:	15.69	(25)	1.02				
				Int2:	32.88	(28)					I2-Fin:	14.76	(25)	1.88
				Fin:	47.64	(26)								
			Run 2:	Int1:	18.17	(1)	I1-I2:	16.12	(4)	0.18				
				Int2:	34.29	(2)					I2-Fin:	14.75	(28)	0.58
				Fin:	49.04	(4)								
			Total:	Int1:	1:05.81	(17)					2.29			
				Int2:	1:21.93	(13)					2.24			
				Fin:	1:36.68	(15)					2.89			
38	ABRAMASHVILI Iason	GEO	Run 1:	Int1:	17.27	(29)	I1-I2:	15.87	(33)	1.10				
				Int2:	33.14	(31)					I2-Fin:	14.65	(17)	2.14
				Fin:	47.79	(28)								
			Run 2:	Int1:	18.68	(22)	I1-I2:	16.26	(8)	0.51				
				Int2:	34.94	(16)					I2-Fin:	14.39	(3)	0.83
				Fin:	49.33	(14)								
			Total:	Int1:	1:06.47	(29)					2.95			
				Int2:	1:22.73	(26)					3.04			
				Fin:	1:37.12	(23)					3.33			
39	TODOROV Yoan Head	BUL	Run 1:	Int1:	17.35	(31)	I1-I2:	15.58	(21)	1.18				
				Int2:	32.93	(29)					I2-Fin:	14.71	(21)	1.93
				Fin:	47.64	(26)								
			Run 2:	Int1:	18.24	(3)	I1-I2:	15.87	(1)	0.07				
				Int2:	34.11	(1)					I2-Fin:	14.67	(22)	0.32
				Fin:	48.78	(2)								
			Total:	Int1:	1:05.88	(18)					2.36			
				Int2:	1:21.75	(8)					2.06			
				Fin:	1:36.42	(11)					2.63			
40	SZOLLOS Benjamin	ISR	Run 1:	Int1:	17.14	(25)	I1-I2:	15.57	(20)	0.97				
				Int2:	32.71	(22)					I2-Fin:	14.88	(31)	1.71
				Fin:	47.59	(23)								
			Run 2:	Int1:	18.36	(11)	I1-I2:	16.85	(28)	0.19				
				Int2:	35.21	(23)					I2-Fin:			1.10
				Fin:	DSQ									
			Total:	Int1:	1:05.95	(22)					2.43			
				Int2:	1:22.80	(27)					3.11			
				Fin:	1:37.22									
41	BENIAIDZE Aleks	GEO	Run 1:	Int1:	17.99	(52)	I1-I2:	16.20	(39)	1.82				
				Int2:	34.19	(43)					I2-Fin:			3.19
				Fin:	DSQ									
			Total:	DSQ										
42	COMERFORD Cormac	IRL	Run 1:	Int1:	17.37	(34)	I1-I2:	16.52	(46)	1.20				
				Int2:	33.89	(38)					I2-Fin:	14.98	(35)	2.89
				Fin:	48.87	(38)								
			Run 2:	Int1:	19.52	(45)	I1-I2:	17.35	(41)	1.35				
				Int2:	36.87	(39)					I2-Fin:	14.78	(30)	2.76
				Fin:	51.65	(38)								
			Total:	Int1:	1:08.39	(39)					4.87			
				Int2:	1:25.74	(39)					6.05			
				Fin:	1:40.52	(36)					6.73			

PERFORMANCE ANALYSIS BY BIB

Number of Competitors: 121 Number of NSA: 58

Bib	Name Ski	NSA Code	Pos	Positions			Partials		Difference Time				
				Time	Rank	Pos	Time	Rank					
43	JAFARI Seyedmorteza	IRI	Run 1:	Int1:	18.41	(62)	I1-I2:	16.62	(48)	2.24			
				Int2:	35.03	(54)					I2-Fin:	15.42	(52)
				Fin:	50.45	(52)							
			Run 2:	Int1:	19.91	(50)	I1-I2:	18.31	(53)	1.74			
				Int2:	38.22	(48)					I2-Fin:	15.44	(46)
				Fin:	53.66	(45)							
			Total:	Int1:	1:10.36	(50)				6.84			
				Int2:	1:28.67	(46)					8.98		
				Fin:	1:44.11	(45)							
44	DANILOCHKIN Yuri Atomic	BLR	Run 1:	Int1:	17.99	(52)	I1-I2:	16.04	(36)	1.82			
				Int2:	34.03	(40)					I2-Fin:	15.09	(42)
				Fin:	49.12	(39)							
			Run 2:	Int1:	19.49	(43)	I1-I2:	17.53	(43)	1.32			
				Int2:	37.02	(42)					I2-Fin:	14.81	(32)
				Fin:	51.83	(39)							
			Total:	Int1:	1:08.61	(41)				5.09			
				Int2:	1:26.14	(40)					6.45		
				Fin:	1:40.95	(38)							
45	OSCH Matthieu	LUX	Run 1:	Int1:	17.51	(37)	I1-I2:	15.86	(31)	1.34			
				Int2:	33.37	(34)					I2-Fin:	14.80	(27)
				Fin:	48.17	(34)							
			Run 2:	Int1:	19.13	(36)	I1-I2:	16.97	(31)	0.96			
				Int2:	36.10	(36)					I2-Fin:	14.43	(8)
				Fin:	50.53	(31)							
			Total:	Int1:	1:07.30	(33)				3.78			
				Int2:	1:24.27	(33)					4.58		
				Fin:	1:38.70	(30)							
46	DRUKAROV Andrej	LTU	Run 1:	Int1:	18.50	(65)	I1-I2:	17.02	(56)	2.33			
				Int2:	35.52	(61)					I2-Fin:	15.23	(45)
				Fin:	50.75	(57)							
			Run 2:	Int1:	19.80	(49)	I1-I2:	18.17	(47)	1.63			
				Int2:	37.97	(45)					I2-Fin:	15.34	(44)
				Fin:	53.31	(44)							
			Total:	Int1:	1:10.55	(51)				7.03			
				Int2:	1:28.72	(47)					9.03		
				Fin:	1:44.06	(44)							
47	SALIHOVIC Eldar	MNE	Run 1:	Int1:	17.84	(45)	I1-I2:	16.40	(43)	1.67			
				Int2:	34.24	(45)					I2-Fin:	15.36	(50)
				Fin:	49.60	(44)							
			Run 2:	Int1:	19.26	(39)	I1-I2:	18.17	(47)	1.09			
				Int2:	37.43	(43)					I2-Fin:	15.77	(56)
				Fin:	53.20	(42)							
			Total:	Int1:	1:08.86	(43)				5.34			
				Int2:	1:27.03	(42)					7.34		
				Fin:	1:42.80	(42)							

PERFORMANCE ANALYSIS BY BIB

Number of Competitors: 121 Number of NSA: 58

Bib	Name Ski	NSA Code	Pos	Positions			Partials		Difference Time					
				Time	Rank	Pos	Time	Rank						
48	JAPHARIDZE Soso	GEO	Run 1:	Int1:	17.61	(38)	I1-I2:	16.58	(47)	1.44				
				Int2:	34.19	(43)					I2-Fin:	15.64	(57)	3.19
				Fin:	49.83	(46)								
			Run 2:	Int1:		I1-I2:			I2-Fin:					
				Int2:								DNF		
				Fin:										
			Total:	Int1:										
				Int2:										
				Fin:										
			49	NAGY Bence	HUN	Run 1:	Int1:	17.85	(46)	I1-I2:	16.81	(52)	1.68	
Int2:	34.66	(48)					I2-Fin:	15.28	(48)					3.66
Fin:	49.94	(48)												
Run 2:	Int1:	19.99				(53)	I1-I2:	17.02	(34)	1.82				
	Int2:	37.01				(41)					I2-Fin:	14.58	(15)	2.90
	Fin:	51.59				(37)								
Total:	Int1:	1:09.93				(47)								
	Int2:	1:26.95				(41)						7.26		
	Fin:	1:41.53				(39)							7.74	
50	BLAGOJEVIC Rastko	SRB				Run 1:	Int1:	18.24	(58)	I1-I2:	16.63	(49)		2.07
			Int2:	34.87	(51)		I2-Fin:	15.51	(54)				3.87	
			Fin:	50.38	(50)									
			Run 2:	Int1:	19.51	(44)	I1-I2:	17.46	(42)	1.34				
				Int2:	36.97	(40)					I2-Fin:	15.21	(42)	2.86
				Fin:	52.18	(40)								
			Total:	Int1:	1:09.89	(46)								
				Int2:	1:27.35	(43)						7.66		
				Fin:	1:42.56	(41)							8.77	
			51	VORRE Marcus Atomic	DEN	Run 1:	Int1:	18.18	(55)	I1-I2:	16.10	(37)		2.01
Int2:	34.28	(46)					I2-Fin:	14.87	(30)				3.28	
Fin:	49.15	(41)												
Run 2:	Int1:	19.03				(32)	I1-I2:	16.92	(30)	0.86				
	Int2:	35.95				(32)					I2-Fin:	14.45	(9)	1.84
	Fin:	50.40				(27)								
Total:	Int1:	1:08.18				(37)								
	Int2:	1:25.10				(36)						5.41		
	Fin:	1:39.55				(35)							5.76	
52	POETTOZ Michael	COL				Run 1:	Int1:	17.94	(50)	I1-I2:	17.10	(58)		1.77
			Int2:	35.04	(55)		I2-Fin:	15.38	(51)				4.04	
			Fin:	50.42	(51)									
			Run 2:	Int1:		I1-I2:			I2-Fin:					
				Int2:								DNF		
				Fin:										
			Total:	Int1:										
				Int2:										
				Fin:										

PERFORMANCE ANALYSIS BY BIB

Number of Competitors: 121 Number of NSA: 58

Bib	Name Ski	NSA Code	Pos	Positions			Partials		Difference Time					
				Time	Rank	Pos	Time	Rank						
53	DJORDJEVIC Mihajlo	SRB	Run 1:	Int1:	18.36	(61)	I1-I2:	16.70	(50)	2.19				
				Int2:	35.06	(56)					I2-Fin:	15.66	(58)	
				Fin:	50.72	(56)								
			Run 2:	Int1:		I1-I2:								
				Int2:					I2-Fin:					
				Fin:	DNF									
			Total:	Int1:										
				Int2:										
				Fin:										
54	KOVBASNYUK Ivan	UKR	Run 1:	Int1:	17.62	(39)	I1-I2:	16.79	(51)	1.45				
				Int2:	34.41	(47)					I2-Fin:	15.23	(45)	
				Fin:	49.64	(45)								
			Run 2:	Int1:	19.75	(47)	I1-I2:							
				Int2:		I2-Fin:								
				Fin:	DNF									
			Total:	Int1:	1:09.39	(45)								
				Int2:										
				Fin:										
55	OPMANIS Elvis	LAT	Run 1:	Int1:	17.98	(51)	I1-I2:	16.10	(37)	1.81				
				Int2:	34.08	(41)					I2-Fin:	15.06	(39)	
				Fin:	49.14	(40)								
			Run 2:	Int1:	19.21	(38)	I1-I2:	17.23	(40)					
				Int2:	36.44	(38)						I2-Fin:	14.95	(39)
				Fin:	51.39	(36)								
			Total:	Int1:	1:08.35	(38)								
				Int2:	1:25.58	(37)								
				Fin:	1:40.53	(37)								
56	AUDUNSSON Kristinn Logi	ISL	Run 1:	Int1:	19.00	(79)	I1-I2:	18.23	(80)	2.83				
				Int2:	37.23	(78)					I2-Fin:	15.90	(65)	
				Fin:	53.13	(75)								
			Run 2:	Int1:		I1-I2:								
				Int2:					I2-Fin:					
				Fin:	DNF									
			Total:	Int1:										
				Int2:										
				Fin:										
57	SAVEH SHEMSHAKI Porya	IRI	Run 1:	Int1:	18.54	(67)	I1-I2:	17.46	(65)	2.37				
				Int2:	36.00	(66)					I2-Fin:	15.75	(61)	
				Fin:	51.75	(64)								
			Run 2:	Int1:	20.14	(56)	I1-I2:	18.20	(50)					
				Int2:	38.34	(50)						I2-Fin:		
				Fin:	DNF									
			Total:	Int1:	1:11.89	(57)								
				Int2:	1:30.09	(52)								
				Fin:										

PERFORMANCE ANALYSIS BY BIB

Number of Competitors: 121 Number of NSA: 58

Bib	Name Ski	NSA Code	Pos	Positions			Partials		Difference Time									
				Time	Rank	Pos	Time	Rank										
58	KIA SHEMSHAKI Behnam	IRI	Run 1:	Int1:	19.18	(82)	I1-I2:	18.39	(82)	3.01								
				Int2:	37.57	(82)					I2-Fin:	15.91	(66)	6.57				
				Fin:	53.48	(78)									Total:	1:15.50	(72)	11.98
			Run 2:	Int1:	22.02	(79)	I1-I2:	DNF	I2-Fin:	3.85								
				Int2:	DNF	Total:					1:11.12	(53)	7.60					
				Fin:	DNF									Total:				
			Total:	Int1:	1:15.50	(72)	I1-I2:	17.74	(75)	2.25								
				Int2:	DNF	I2-Fin:					15.91	(66)	8.15					
				Fin:	DNF									Total:				
			59	CHERTSIN Daniil	BLR	Run 1:	Int1:	18.34	(60)	I1-I2:	17.13	(59)	2.17					
Int2:	35.47	(60)					I2-Fin:	15.59	(56)						4.47			
Fin:	51.06	(59)												Total:		1:11.12	(53)	7.60
Run 2:	Int1:	20.06				(54)	I1-I2:	18.10	(46)	1.89								
	Int2:	38.16				(47)					I2-Fin:	15.56	(49)		4.05			
	Fin:	53.72				(46)												
Total:	Int1:	1:11.12				(53)	I1-I2:	17.74	(75)	2.25								
	Int2:	1:29.22				(49)					I2-Fin:	15.56	(49)		4.05			
	Fin:	1:44.78				(46)												
60	SAVEHSHEMSHAKI Mohammad	IRI				Run 1:	Int1:	18.42	(63)	I1-I2:	17.74	(75)	2.25					
			Int2:	36.16	(68)		I2-Fin:	DNF	DNF									
			Fin:	DNF	Total:									DNF	DNF			
			Total:	Int1:		DNF	I1-I2:	DNF	I2-Fin:	DNF								
61	MINIC Mateja	SRB		Run 1:		Int1:							I1-I2:			DNF	DNF	
					Int2:							I2-Fin:		DNF	DNF			
			Fin:		DNF	Total:	DNF	DNF										
			Total:	Int1:	DNF				I1-I2:	DNF	I2-Fin:	DNF						
62	HAUKSSON Sigurdur	ISL		Run 1:	Int1:								18.67	(73)	I1-I2:	17.19	(62)	2.50
					Int2:	35.86	(63)	I2-Fin:					15.20	(44)				
			Fin:		51.06	(59)	Total:		1:11.37	(54)	7.85							
			Run 2:	Int1:	20.31	(58)		I1-I2:				18.32	(54)	2.14				
				Int2:	38.63	(52)									I2-Fin:	15.69	(53)	4.52
				Fin:	54.32	(49)												
			Total:	Int1:	1:11.37	(54)		I1-I2:				17.66	(70)	2.29				
				Int2:	1:29.69	(51)									I2-Fin:	15.98	(69)	5.12
				Fin:	1:45.38	(49)												
			63	BOZHINOVSKI Luka	MKD	Run 1:	Int1:	18.46	(64)	I1-I2:	17.66	(70)	2.29					
Int2:	36.12	(67)					I2-Fin:	15.98	(69)					5.12				
Fin:	52.10	(66)													Total:	1:45.38	(49)	11.59
Run 2:	Int1:						I1-I2:	DNF	I2-Fin:	DNF								
	Int2:										I2-Fin:	DNF	DNF					
	Fin:	DNF				Total:								DNF				
Total:	Int1:	DNF					I1-I2:	DNF	I2-Fin:	DNF								

Number of Competitors: 121 Number of NSA: 58

Bib	Name Ski	NSA Code	Pos	Positions			Partials		Difference Time					
				Time	Rank	Pos	Time	Rank						
64	TUKHTAEV Komiljon	UZB	Run 1:	Int1:	18.19	(57)	I1-I2:	16.49	(45)	2.02				
				Int2:	34.68	(49)					I2-Fin:	15.84	(64)	3.68
				Fin:	50.52	(53)								
			Run 2:	Int1:		I1-I2:			I2-Fin:					
				Int2:								DNF		
				Fin:										
			Total:	Int1:										
				Int2:										
				Fin:										
65	TOLA Erjon	ALB	Run 1:	Int1:	18.63	(70)	I1-I2:	17.30	(64)	2.46				
				Int2:	35.93	(65)					I2-Fin:	15.67	(59)	4.93
				Fin:	51.60	(63)								
			Run 2:	Int1:	19.91	(50)	I1-I2:	18.07	(45)	I2-Fin:	15.31	(43)	1.74	
				Int2:	37.98	(46)								4.83
				Fin:	53.29	(43)								
			Total:	Int1:	1:11.51	(56)							7.99	
				Int2:	1:29.58	(50)								9.89
				Fin:	1:44.89	(48)								
66	JAPARIDZE Besarion	GEO	Run 1:	Int1:	17.76	(43)	I1-I2:	16.24	(41)	1.59				
				Int2:	34.00	(39)					I2-Fin:	15.34	(49)	3.00
				Fin:	49.34	(43)								
			Run 2:	Int1:	19.28	(40)	I1-I2:			I2-Fin:			1.11	
				Int2:		DNF								
				Fin:										
			Total:	Int1:	1:08.62	(42)							5.10	
				Int2:										
				Fin:										
67	KOUYOUMDJIAN Yianno	CYP	Run 1:	Int1:	18.82	(76)	I1-I2:	17.69	(73)	2.65				
				Int2:	36.51	(76)					I2-Fin:	16.28	(74)	5.51
				Fin:	52.79	(73)								
			Run 2:	Int1:	20.88	(65)	I1-I2:	18.94	(61)	I2-Fin:	16.56	(65)	2.71	
				Int2:	39.82	(59)								5.71
				Fin:	56.38	(60)								
			Total:	Int1:	1:13.67	(64)							10.15	
				Int2:	1:32.61	(59)								12.92
				Fin:	1:49.17	(60)								
68	MANTSIOS Vasileios	GRE	Run 1:	Int1:	18.82	(76)	I1-I2:	17.66	(70)	2.65				
				Int2:	36.48	(74)					I2-Fin:	16.00	(70)	5.48
				Fin:	52.48	(68)								
			Run 2:	Int1:	21.38	(71)	I1-I2:	19.10	(64)	I2-Fin:	16.07	(58)	3.21	
				Int2:	40.48	(64)								6.37
				Fin:	56.55	(62)								
			Total:	Int1:	1:13.86	(65)							10.34	
				Int2:	1:32.96	(62)								13.27
				Fin:	1:49.03	(59)								

Number of Competitors: 121 Number of NSA: 58

Bib	Name Ski	NSA Code	Pos	Positions			Partials		Difference Time					
				Time	Rank	Pos	Time	Rank						
69	ALEKSANDRAVICIUS Vilius	LTU	Run 1:	Int1:	19.27	(85)	I1-I2:	18.13	(79)	3.10				
				Int2:	37.40	(80)					I2-Fin:	16.29	(76)	6.40
				Fin:	53.69	(79)								
			Run 2:	Int1:	24.78	(90)	I1-I2:	19.08	(63)	6.61				
				Int2:	43.86	(74)					I2-Fin:	DSQ	9.75	
				Fin:	DSQ									11.40
			Total:	Int1:	1:18.47	(79)			14.95					
				Int2:	1:37.55	(71)				17.86				
				Fin:	1:53.55									
70	TERZIC Dino	BIH	Run 1:	Int1:	18.61	(69)	I1-I2:	17.69	(73)	2.44				
				Int2:	36.30	(70)					I2-Fin:	16.34	(79)	5.30
				Fin:	52.64	(70)								
			Run 2:	Int1:			I1-I2:	DNF	I2-Fin:	DNF				
				Int2:							DNF			
				Fin:	DNF							Total:	Int1:	Int2:
			Total:	Int1:					DNF					
				Int2:										
				Fin:										
71	ZOGRAFOS-MANOS Emmanouil	GRE	Run 1:	Int1:	18.66	(72)	I1-I2:	17.64	(69)	2.49				
				Int2:	36.30	(70)					I2-Fin:	16.29	(76)	5.30
				Fin:	52.59	(69)								
			Run 2:	Int1:	20.33	(59)	I1-I2:	19.35	(67)	2.16				
				Int2:	39.68	(58)					I2-Fin:	16.26	(60)	5.57
				Fin:	55.94	(58)								
			Total:	Int1:	1:12.92	(61)			9.40					
				Int2:	1:32.27	(57)				12.58				
				Fin:	1:48.53	(56)					14.74			
72	GUDMUNDSSON Gisli Rafn	ISL	Run 1:	Int1:	17.91	(47)	I1-I2:	16.96	(54)	1.74				
				Int2:	34.87	(51)						I2-Fin:	15.93	(68)
				Fin:	50.80	(58)					5.47			
			Run 2:	Int1:			I1-I2:	DNF	I2-Fin:	DNF				
				Int2:								DNF		
				Fin:	DNF						Total:		Int1:	Int2:
			Total:	Int1:					DNF					
				Int2:										
				Fin:										
73	LOSS Daniels	LAT	Run 1:	Int1:	18.00	(54)	I1-I2:	17.21	(63)	1.83				
				Int2:	35.21	(58)					I2-Fin:	15.47	(53)	4.21
				Fin:	50.68	(55)								
			Run 2:	Int1:	19.97	(52)	I1-I2:	18.47	(55)	1.80				
				Int2:	38.44	(51)					I2-Fin:	15.72	(54)	4.33
				Fin:	54.16	(48)								
			Total:	Int1:	1:10.65	(52)			7.13					
				Int2:	1:29.12	(48)				9.43				
				Fin:	1:44.84	(47)					11.05			

Number of Competitors: 121 Number of NSA: 58

Bib	Name Ski	NSA Code	Pos	Positions			Partials		Difference Time				
				Time	Rank	Pos	Time	Rank					
74	PETKOV Viktor	MKD	Run 1:	Int1:	18.71	(74)	I1-I2:	17.48	(66)	2.54			
				Int2:	36.19	(69)					I2-Fin:	16.56	(81)
				Fin:	52.75	(71)							
			Run 2:	Int1:	20.19	(57)	I1-I2:	19.45	(68)	2.02			
				Int2:	39.64	(57)					I2-Fin:	16.40	(62)
				Fin:	56.04	(59)							
			Total:	Int1:	1:12.94	(62)			9.42				
				Int2:	1:32.39	(58)				12.70			
				Fin:	1:48.79	(57)					15.00		
75	DJOKANOVIC Strahinja	BIH	Run 1:	Int1:	18.63	(70)	I1-I2:			2.46			
				Int2:				I2-Fin:					
				Fin:	DNF								
			Total:		DNF								
76	TIMOFEEV Evgeniy	KGZ	Run 1:	Int1:	19.76	(94)	I1-I2:	19.23	(91)	3.59			
				Int2:	38.99	(90)					I2-Fin:	17.40	(88)
				Fin:	56.39	(87)							
			Run 2:	Int1:	21.87	(77)	I1-I2:			3.70			
				Int2:				I2-Fin:					
				Fin:	DNF								
			Total:	Int1:	1:18.26	(78)			14.74				
				Int2:									
				Fin:									
77	DEHARI Dardan	MKD	Run 1:	Int1:	17.92	(48)	I1-I2:	17.09	(57)	1.75			
				Int2:	35.01	(53)					I2-Fin:	15.26	(47)
				Fin:	50.27	(49)							
			Run 2:	Int1:	19.75	(47)	I1-I2:	17.83	(44)	1.58			
				Int2:	37.58	(44)					I2-Fin:	15.02	(40)
				Fin:	52.60	(41)							
			Total:	Int1:	1:10.02	(48)			6.50				
				Int2:	1:27.85	(45)				8.16			
				Fin:	1:42.87	(43)					9.08		
78	KUCHIN Zakhar	KAZ	Run 1:	Int1:	18.72	(75)	I1-I2:	16.99	(55)	2.55			
				Int2:	35.71	(62)					I2-Fin:	15.72	(60)
				Fin:	51.43	(62)							
			Run 2:	Int1:	20.47	(60)	I1-I2:	18.26	(51)	2.30			
				Int2:	38.73	(53)					I2-Fin:	16.04	(57)
				Fin:	54.77	(50)							
			Total:	Int1:	1:11.90	(58)			8.38				
				Int2:	1:30.16	(53)				10.47			
				Fin:	1:46.20	(51)					12.41		
79	SHURDHAIJ Faton	KOS	Run 1:	Int1:			I1-I2:						
				Int2:				I2-Fin:					
				Fin:	DNS								
			Total:		DNS								

PERFORMANCE ANALYSIS BY BIB

Number of Competitors: 121 Number of NSA: 58

Bib	Name Ski	NSA Code	Positions			Partials		Difference Time					
			Pos	Time	Rank	Pos	Time		Rank				
80	ZHANG Yangming	CHN	Run 1:	Int1:	18.58	(68)	I1-I2:	17.89	(76)	2.41			
				Int2:	36.47	(72)					I2-Fin:	15.92	(67)
				Fin:	52.39	(67)							
			Run 2:	Int1:	20.77	(63)	I1-I2:	18.58	(56)	2.60			
				Int2:	39.35	(54)					I2-Fin:	15.48	(47)
				Fin:	54.83	(51)							
			Total:	Int1:	1:13.16	(63)				9.64			
				Int2:	1:31.74	(56)					12.05		
				Fin:	1:47.22	(53)						13.43	
81	TSIBELENGO Levko	UKR	Run 1:	Int1:	17.92	(48)	I1-I2:	17.17	(60)	1.75			
				Int2:	35.09	(57)					I2-Fin:	15.53	(55)
				Fin:	50.62	(54)							
			Run 2:	Int1:	19.73	(46)	I1-I2:			1.56			
				Int2:							I2-Fin:		
				Fin:	DNF								
			Total:	Int1:	1:10.35	(49)				6.83			
				Int2:									
				Fin:									
82	MAROTY Matyas	HUN	Run 1:	Int1:	18.18	(55)	I1-I2:	17.17	(60)	2.01			
				Int2:	35.35	(59)					I2-Fin:	15.78	(63)
				Fin:	51.13	(61)							
			Run 2:	Int1:	21.64	(76)	I1-I2:	18.18	(49)	3.47			
				Int2:	39.82	(59)					I2-Fin:	15.64	(50)
				Fin:	55.46	(56)							
			Total:	Int1:	1:12.77	(60)				9.25			
				Int2:	1:30.95	(55)					11.26		
				Fin:	1:46.59	(52)						12.80	
83	KAKKOURAS Giorgos	CYP	Run 1:	Int1:	19.47	(89)	I1-I2:	18.79	(88)	3.30			
				Int2:	38.26	(86)					I2-Fin:	16.81	(83)
				Fin:	55.07	(84)							
			Run 2:	Int1:	21.47	(73)	I1-I2:	19.75	(71)	3.30			
				Int2:	41.22	(69)					I2-Fin:	16.73	(67)
				Fin:	57.95	(68)							
			Total:	Int1:	1:16.54	(77)				13.02			
				Int2:	1:36.29	(70)					16.60		
				Fin:	1:53.02	(67)						19.23	
84	WILSON Connor	RSA	Run 1:	Int1:	19.18	(82)	I1-I2:	19.10	(90)	3.01			
				Int2:	38.28	(87)					I2-Fin:	17.23	(87)
				Fin:	55.51	(86)							
			Run 2:	Int1:	20.92	(67)	I1-I2:	19.67	(70)	2.75			
				Int2:	40.59	(65)					I2-Fin:	16.46	(64)
				Fin:	57.05	(63)							
			Total:	Int1:	1:16.43	(75)				12.91			
				Int2:	1:36.10	(69)					16.41		
				Fin:	1:52.56	(66)						18.77	
85	ALMEIDA Samuel	POR	Run 1:	Int1:			I1-I2:						
				Int2:							I2-Fin:		
				Fin:	DNF								
			Total:			DNF							

PERFORMANCE ANALYSIS BY BIB

Number of Competitors: 121 Number of NSA: 58

Bib	Name Ski	NSA Code	Pos	Positions			Partials		Difference Time				
				Time	Rank	Pos	Time	Rank					
86	HARUTYUNYAN Harutyun	ARM	Run 1:	Int1:	19.31	(86)	I1-I2:	24.58	(109)	3.14			
				Int2:	43.89	(102)					I2-Fin:	17.01	(85)
				Fin:	1:00.90	(96)							
			Run 2:	Int1:	20.97	(69)	I1-I2:	19.17	(65)	2.80			
				Int2:	40.14	(63)					I2-Fin:	16.26	(60)
				Fin:	56.40	(61)							
			Total:	Int1:	1:21.87	(82)				18.35			
				Int2:	1:41.04	(73)							
				Fin:	1:57.30	(69)							
87	CHERTSIN Uladzislau	BLR	Run 1:	Int1:	19.19	(84)	I1-I2:	18.40	(83)	3.02			
				Int2:	37.59	(83)					I2-Fin:	16.10	(72)
				Fin:	53.69	(79)							
			Run 2:	Int1:	20.62	(61)	I1-I2:	18.77	(60)	2.45			
				Int2:	39.39	(55)					I2-Fin:	15.73	(55)
				Fin:	55.12	(52)							
			Total:	Int1:	1:14.31	(69)				10.79			
				Int2:	1:33.08	(63)							
				Fin:	1:48.81	(58)							
88	DANOV Sergey	KAZ	Run 1:	Int1:	19.33	(87)	I1-I2:	18.04	(78)	3.16			
				Int2:	37.37	(79)					I2-Fin:	15.77	(62)
				Fin:	53.14	(76)							
			Run 2:	Int1:	20.91	(66)	I1-I2:	18.70	(59)	2.74			
				Int2:	39.61	(56)					I2-Fin:	15.66	(51)
				Fin:	55.27	(53)							
			Total:	Int1:	1:14.05	(68)				10.53			
				Int2:	1:32.75	(60)							
				Fin:	1:48.41	(55)							
89	CONG Liang	CHN	Run 1:	Int1:	19.51	(90)	I1-I2:	18.33	(81)	3.34			
				Int2:	37.84	(85)					I2-Fin:	16.53	(80)
				Fin:	54.37	(82)							
			Run 2:	Int1:	21.22	(70)	I1-I2:	18.67	(58)	3.05			
				Int2:	39.89	(62)					I2-Fin:	15.54	(48)
				Fin:	55.43	(55)							
			Total:	Int1:	1:15.59	(73)				12.07			
				Int2:	1:34.26	(65)							
				Fin:	1:49.80	(61)							
90	ARNOUK Cesar	LBN	Run 1:	Int1:	19.13	(81)	I1-I2:	18.46	(84)	2.96			
				Int2:	37.59	(83)					I2-Fin:	16.32	(78)
				Fin:	53.91	(81)							
			Run 2:	Int1:	21.98	(78)	I1-I2:	19.57	(69)	3.81			
				Int2:	41.55	(72)					I2-Fin:	16.20	(59)
				Fin:	57.75	(67)							
			Total:	Int1:	1:15.89	(74)				12.37			
				Int2:	1:35.46	(67)							
				Fin:	1:51.66	(64)							
91	EPIPHANIOU Andreas	CYP	Run 1:	Int1:			I1-I2:						
				Int2:							I2-Fin:		
				Fin:	DNF								
			Total:						DNF				

Number of Competitors: 121 Number of NSA: 58

Bib	Name Ski	NSA Code	Pos	Positions			Partials		Difference Time					
				Time	Rank	Pos	Time	Rank						
92	FENIANOS Naim	LBN	Run 1:	Int1:	19.65	(91)	I1-I2:	18.69	(86)	3.48				
				Int2:	38.34	(88)					I2-Fin:	7.34		
				Fin:	DNF									
			Total:		DNF									
93	GOUTT Yohan Goncalves	TLS	Run 1:	Int1:	20.58	(99)	I1-I2:	19.60	(92)	4.41				
				Int2:	40.18	(94)					I2-Fin:	9.18		
				Fin:	DNF									
			Total:		DNF									
94	KOSIC Bojan	MNE	Run 1:	Int1:	19.71	(93)	I1-I2:			3.54				
				Int2:							I2-Fin:			
				Fin:	DNF									
			Total:		DNF									
95	GHAZARYAN Arsen	ARM	Run 1:	Int1:	19.78	(95)	I1-I2:	19.61	(93)	3.61				
				Int2:	39.39	(92)					I2-Fin:	17.76	(92)	11.82
				Fin:	57.15	(88)								
			Total:											
			Run 2:	Int1:	21.51	(74)	I1-I2:	19.82	(73)	3.34				
				Int2:	41.33	(71)					I2-Fin:	17.70	(70)	7.22
				Fin:	59.03	(69)								
			Total:	Int1:	1:18.66	(80)								15.14
	Int2:	1:38.48	(72)				18.79							
	Fin:	1:56.18	(68)				22.39							
96	WANG Liwei	CHN	Run 1:	Int1:	19.33	(87)	I1-I2:	17.67	(72)	3.16				
				Int2:	37.00	(77)					I2-Fin:	16.03	(71)	6.00
				Fin:	53.03	(74)								
			Total:											
			Run 2:	Int1:	20.87	(64)	I1-I2:	19.01	(62)	2.70				
				Int2:	39.88	(61)					I2-Fin:	15.39	(45)	5.77
				Fin:	55.27	(53)								
			Total:	Int1:	1:13.90	(66)								10.38
	Int2:	1:32.91	(61)				13.22							
	Fin:	1:48.30	(54)				14.51							
97	BLAAFALK Bastian	DEN	Run 1:	Int1:	18.95	(78)	I1-I2:	17.53	(67)	2.78				
				Int2:	36.48	(74)					I2-Fin:	16.28	(74)	7.43
				Fin:	52.76	(72)								
			Total:											
			Run 2:	Int1:	22.13	(80)	I1-I2:	18.60	(57)	3.96				
				Int2:	40.73	(67)					I2-Fin:	16.75	(68)	6.62
				Fin:	57.48	(66)								
			Total:	Int1:	1:14.89	(70)								11.37
	Int2:	1:33.49	(64)				13.80							
	Fin:	1:50.24	(62)				16.45							
98	TAHIRI Albin	KOS	Run 1:	Int1:	18.30	(59)	I1-I2:	17.60	(68)	2.13				
				Int2:	35.90	(64)					I2-Fin:	16.14	(73)	6.71
				Fin:	52.04	(65)								
			Total:											
			Run 2:	Int1:	20.07	(55)	I1-I2:	18.26	(51)	1.90				
				Int2:	38.33	(49)					I2-Fin:	15.66	(51)	4.22
				Fin:	53.99	(47)								
			Total:	Int1:	1:12.11	(59)								8.59
	Int2:	1:30.37	(54)				10.68							
	Fin:	1:46.03	(50)				12.24							

Number of Competitors: 121 Number of NSA: 58

Bib	Name Ski	NSA Code	Pos	Positions			Partials		Difference Time									
				Time	Rank	Pos	Time	Rank										
99	MARIICHYN Andriy	UKR	Run 1:	Int1:	18.53	(66)	I1-I2:	17.94	(77)	2.36								
				Int2:	36.47	(72)					I2-Fin:	16.88	(84)	5.47				
				Fin:	53.35	(77)									I1-I2:	21.66	(76)	3.37
			Run 2:	Int1:	20.62	(61)	I2-Fin:	17.48	(69)	9.09								
				Int2:							Total:	1:21.14	(81)	17.62				
				Fin:	DNF													
			Total:	Int1:	1:13.97	(67)	I2-Fin:	18.10	(71)	12.70								
				Int2:							Total:	1:48.62	(79)	28.93				
				Fin:											I1-I2:	20.83	(100)	6.13
							I2-Fin:	18.68	(96)	16.48								
				Total:	2:06.72	(74)					32.93							
												I1-I2:	22.40	(80)	6.24			
							I2-Fin:	18.10	(71)	12.70								
				Total:	1:26.22	(88)					22.70							
												I1-I2:	20.83	(100)	6.13			
							I2-Fin:	18.68	(96)	16.48								
				Total:	2:06.72	(74)					32.93							
100	PUPOVCI Arbi	KOS	Run 1:									Int1:	20.53	(98)	I1-I2:	20.78	(99)	4.36
							Int2:	41.31	(96)	I2-Fin:		18.29	(94)	14.27				
				Fin:	59.60	(93)	I1-I2:	21.66	(76)		3.37							
			Run 2:	Int1:	21.54	(75)				I2-Fin:		17.48	(69)	9.09				
				Int2:	43.20	(73)									Total:	1:21.14	(81)	17.62
				Fin:	1:00.68	(70)												
			Total:	Int1:	1:21.14	(81)	I2-Fin:	18.10	(71)	12.70								
				Int2:	1:42.80	(74)					Total:	1:48.62	(79)	28.93				
				Fin:	2:00.28	(70)									I1-I2:	20.83	(100)	6.13
							I2-Fin:	18.68	(96)	16.48								
				Total:	2:06.72	(74)					32.93							
												I1-I2:	22.40	(80)	6.24			
							I2-Fin:	18.10	(71)	12.70								
				Total:	1:26.22	(88)					22.70							
												I1-I2:	20.83	(100)	6.13			
							I2-Fin:	18.68	(96)	16.48								
				Total:	2:06.72	(74)					32.93							
101	KHAN Arif Mohd	IND	Run 1:									Int1:	22.30	(106)	I1-I2:	20.83	(100)	6.13
							Int2:	43.13	(101)	I2-Fin:		18.68	(96)	16.48				
				Fin:	1:01.81	(97)	I1-I2:	22.40	(80)		6.24							
			Run 2:	Int1:	24.41	(88)				I2-Fin:		18.10	(71)	12.70				
				Int2:	46.81	(80)									Total:	1:26.22	(88)	22.70
				Fin:	1:04.91	(74)												
			Total:	Int1:	1:26.22	(88)	I2-Fin:	18.10	(71)	12.70								
				Int2:	1:48.62	(79)					Total:	1:48.62	(79)	28.93				
				Fin:	2:06.72	(74)									I1-I2:	20.83	(100)	6.13
							I2-Fin:	18.68	(96)	16.48								
				Total:	2:06.72	(74)					32.93							
												I1-I2:	22.40	(80)	6.24			
							I2-Fin:	18.10	(71)	12.70								
				Total:	1:26.22	(88)					22.70							
												I1-I2:	20.83	(100)	6.13			
							I2-Fin:	18.68	(96)	16.48								
				Total:	2:06.72	(74)					32.93							
102	HO Ping-Jui	TPE	Run 1:									Int1:	20.19	(97)	I1-I2:	19.08	(89)	4.02
							Int2:	39.27	(91)	I2-Fin:		17.93	(93)	11.87				
				Fin:	57.20	(89)	I1-I2:	22.40	(80)		6.24							
			Run 2:	Int1:						I2-Fin:		18.10	(71)	12.70				
				Int2:											Total:	1:26.22	(88)	22.70
				Fin:	DNF													
			Total:	Int1:			I2-Fin:	18.10	(71)	12.70								
				Int2:							Total:	1:48.62	(79)	28.93				
				Fin:											I1-I2:	20.83	(100)	6.13
							I2-Fin:	18.68	(96)	16.48								
				Total:	2:06.72	(74)					32.93							
												I1-I2:	22.40	(80)	6.24			
							I2-Fin:	18.10	(71)	12.70								
				Total:	1:26.22	(88)					22.70							
												I1-I2:	20.83	(100)	6.13			
							I2-Fin:	18.68	(96)	16.48								
				Total:	2:06.72	(74)					32.93							
103	KAYROUZ Cyril	LBN	Run 1:									Int1:	21.16	(103)	I1-I2:	20.11	(95)	4.99
							Int2:	41.27	(95)	I2-Fin:		17.66	(90)	13.60				
				Fin:	58.93	(91)	I1-I2:	21.46	(75)		4.77							
			Run 2:	Int1:	22.94	(82)				I2-Fin:		18.21	(73)	14.15				
				Int2:	44.40	(77)									Total:	1:21.87	(82)	18.35
				Fin:	1:02.61	(73)												
			Total:	Int1:	1:21.87	(82)	I2-Fin:	18.21	(73)	14.15								
				Int2:	1:43.33	(75)					Total:	1:43.33	(75)	23.64				
				Fin:	2:01.54	(72)									I1-I2:	20.11	(95)	4.99
							I2-Fin:	17.66	(90)	13.60								
				Total:	2:01.54	(72)					27.75							
												I1-I2:	21.46	(75)	4.77			
							I2-Fin:	18.21	(73)	14.15								
				Total:	1:21.87	(82)					18.35							
												I1-I2:	20.11	(95)	4.99			
							I2-Fin:	17.66	(90)	13.60								
				Total:	2:01.54	(72)					27.75							

PERFORMANCE ANALYSIS BY BIB

Number of Competitors: 121 Number of NSA: 58

Bib	Name Ski	NSA Code	Pos	Positions			Partials		Difference Time				
				Time	Rank	Pos	Time	Rank					
104	RANDRIAMIARISOA Andy	MAD	Run 1:	Int1:	21.15	(102)	I1-I2:	20.16	(96)	4.98			
				Int2:	41.31	(96)					I2-Fin:	17.75	(91)
				Fin:	59.06	(92)							
			Run 2:	Int1:	23.13	(83)	I1-I2:	21.14	(74)	4.96			
				Int2:	44.27	(76)					I2-Fin:	18.12	(72)
				Fin:	1:02.39	(71)							
			Total:	Int1:	1:22.19	(84)			18.67				
				Int2:	1:43.33	(75)				23.64			
				Fin:	2:01.45	(71)							
			105	GORDEEV Maksim	KGZ	Run 1:	Int1:	19.99	(96)	I1-I2:	19.64	(94)	3.82
Int2:	39.63	(93)					I2-Fin:	17.60	(89)				
Fin:	57.23	(90)											
Run 2:	Int1:						I1-I2:			DNF			
	Int2:										I2-Fin:		
	Fin:												
Total:	Int1:								DNF				
	Int2:												
	Fin:												
106	HEGYI Balazs	HUN				Run 1:	Int1:	19.03	(80)	I1-I2:	18.47	(85)	2.86
			Int2:	37.50	(81)		I2-Fin:	17.06	(86)				
			Fin:	54.56	(83)								
			Run 2:	Int1:	20.92	(67)	I1-I2:	19.75	(71)	2.75			
				Int2:	40.67	(66)					I2-Fin:	16.42	(63)
				Fin:	57.09	(64)							
			Total:	Int1:	1:15.48	(71)			11.96				
				Int2:	1:35.23	(66)				15.54			
				Fin:	1:51.65	(63)							
			107	GAO Qun	CHN	Run 1:	Int1:	19.70	(92)	I1-I2:	18.76	(87)	3.53
Int2:	38.46	(89)					I2-Fin:	16.61	(82)				
Fin:	55.07	(84)											
Run 2:	Int1:	21.43				(72)	I1-I2:	19.31	(66)	3.26			
	Int2:	40.74				(68)					I2-Fin:	16.68	(66)
	Fin:	57.42				(65)							
Total:	Int1:	1:16.50				(76)			12.98				
	Int2:	1:35.81				(68)				16.12			
	Fin:	1:52.49				(65)							
108	PUSHKARNYKH Anton	KGZ				Run 1:	Int1:	21.00	(100)	I1-I2:	20.52	(98)	4.83
			Int2:	41.52	(98)		I2-Fin:	18.78	(98)				
			Fin:	1:00.30	(94)								
			Run 2:	Int1:	23.42	(84)	I1-I2:			5.25			
				Int2:							I2-Fin:		
				Fin:									
			Total:	Int1:	1:23.72	(86)			20.20				
				Int2:									
				Fin:									

PERFORMANCE ANALYSIS BY BIB

Number of Competitors: 121 Number of NSA: 58

Bib	Name Ski	NSA Code	Pos	Positions			Partials		Difference Time		
				Time	Rank	Pos	Time	Rank			
109	SAMAHA Georges	LBN	Run 1:	Int1:	23.24	(110)	I1-I2:	22.04	(103)	7.07	
				Int2:	45.28	(107)		I2-Fin:	20.80	(103)	14.28
				Fin:	1:06.08	(102)					20.75
			Run 2:	Int1:	25.71	(93)	I1-I2:	24.00	(83)	7.54	
				Int2:	49.71	(83)		I2-Fin:	20.34	(79)	15.60
				Fin:	1:10.05	(79)					21.59
			Total:	Int1:	1:31.79	(92)				28.27	
				Int2:	1:55.79	(82)				36.10	
				Fin:	2:16.13	(79)				42.34	
110	von HOHENLOHE Hubertus	MEX	Run 1:	Int1:	22.67	(108)	I1-I2:	21.46	(102)	6.50	
				Int2:	44.13	(103)		I2-Fin:	18.73	(97)	13.13
				Fin:	1:02.86	(99)					17.53
			Run 2:	Int1:	24.42	(89)	I1-I2:	22.27	(79)	6.25	
				Int2:	46.69	(79)		I2-Fin:	18.55	(76)	12.58
				Fin:	1:05.24	(76)					16.78
			Total:	Int1:	1:27.28	(89)				23.76	
				Int2:	1:49.55	(80)				29.86	
				Fin:	2:08.10	(76)				34.31	
111	BICOKU Marsel	ALB	Run 1:	Int1:	23.02	(109)	I1-I2:	22.10	(104)	6.85	
				Int2:	45.12	(106)		I2-Fin:	18.62	(95)	14.12
				Fin:	1:03.74	(100)					18.41
			Run 2:	Int1:	24.28	(87)	I1-I2:	22.77	(81)	6.11	
				Int2:	47.05	(81)		I2-Fin:	18.40	(75)	12.94
				Fin:	1:05.45	(77)					16.99
			Total:	Int1:	1:28.02	(90)				24.50	
				Int2:	1:50.79	(81)				31.10	
				Fin:	2:09.19	(77)				35.40	
112	MAEDER Carlos	GHA	Run 1:	Int1:	21.66	(105)	I1-I2:	21.42	(101)	5.49	
				Int2:	43.08	(100)		I2-Fin:	18.89	(100)	12.08
				Fin:	1:01.97	(98)					16.64
			Run 2:	Int1:	24.14	(86)	I1-I2:	22.15	(78)	5.97	
				Int2:	46.29	(78)		I2-Fin:	18.85	(77)	12.18
				Fin:	1:05.14	(75)					16.68
			Total:	Int1:	1:26.11	(87)				22.59	
				Int2:	1:48.26	(78)				28.57	
				Fin:	2:07.11	(75)				33.32	
113	AZZAM Suhail	JOR	Run 1:	Int1:	24.22	(113)	I1-I2:	23.55	(108)	8.05	
				Int2:	47.77	(109)		I2-Fin:	20.15	(102)	16.77
				Fin:	1:07.92	(103)					22.59
			Run 2:	Int1:	25.07	(92)	I1-I2:	23.45	(82)	6.90	
				Int2:	48.52	(82)		I2-Fin:	19.26	(78)	14.41
				Fin:	1:07.78	(78)					19.32
			Total:	Int1:	1:32.99	(93)				29.47	
				Int2:	1:56.44	(83)				36.75	
				Fin:	2:15.70	(78)				41.91	
114	AOUICH Yassine	MAR	Run 1:	Int1:	22.38	(107)	I1-I2:	22.49	(105)	6.21	
				Int2:	44.87	(105)		I2-Fin:			13.87
				Fin:	DNF						
			Total:	Int1:							
				Int2:							

Number of Competitors: 121 Number of NSA: 58

Bib	Name Ski	NSA Code	Positions			Partials		Difference Time				
			Pos	Time	Rank	Pos	Time		Rank			
115	VERIGA Vasil	ALB	Run 1:	Int1:	23.46	(112)	I1-I2:	22.60	(106)	7.29		
				Int2:	46.06	(108)					I2-Fin:	15.06
				Fin:	DNF							
			Total:		DNF							
116	BRANCAL Ricardo	POR	Run 1:	Int1:	21.13	(101)	I1-I2:	20.39	(97)	4.96		
				Int2:	41.52	(98)					I2-Fin:	10.52
				Fin:	1:00.33	(95)		15.00				
			Run 2:	Int1:	22.33	(81)	I1-I2:		21.80	(77)	4.16	
				Int2:	44.13	(75)		I2-Fin:				18.39
				Fin:	1:02.52	(72)			14.06			
			Total:	Int1:	1:22.66	(85)		19.14				
				Int2:	1:44.46	(77)			24.77			
	Fin:	2:02.85	(73)		29.06							
117	KACO Mathieu	ALB	Run 1:	Int1:	23.35	(111)	I1-I2:			7.18		
				Int2:							I2-Fin:	
				Fin:	DNF							
			Total:		DNF							
118	IBRAGIMOV Alim	KGZ	Run 1:	Int1:	21.63	(104)	I1-I2:	22.61	(107)	5.46		
				Int2:	44.24	(104)					I2-Fin:	20.09
				Fin:	1:04.33	(101)		19.00				
			Run 2:	Int1:	23.79	(85)	I1-I2:			5.62		
				Int2:				I2-Fin:				
				Fin:	DNF							
			Total:	Int1:	1:28.12	(91)		24.60				
			119	SHRESTHA Saphal Ram	NEP	Run 1:	Int1:	50.71	(115)	I1-I2:		
	Int2:						I2-Fin:					
	Fin:	DNF										
Total:		DNF										
120	SKEEN Kasete-Naufahu	TGA	Run 1:	Int1:			I1-I2:					
				Int2:							I2-Fin:	
				Fin:	DNS							
			Total:		DNS							
121	ROY Jean-Pierre	HAI	Run 1:	Int1:	27.69	(114)	I1-I2:	28.80	(110)	11.52		
				Int2:	56.49	(110)					I2-Fin:	25.98
				Fin:	1:22.47	(104)		37.14				
			Run 2:	Int1:	29.46	(94)	I1-I2:		30.23	(84)	11.29	
				Int2:	59.69	(84)		I2-Fin:				25.59
				Fin:	1:25.28	(80)			36.82			
			Total:	Int1:	1:51.93	(94)		48.41				
				Int2:	2:22.16	(84)			1:02.47			
				Fin:	2:47.75	(80)				1:13.96		

Intermediate Time Positions : Int. 1 = Inter1 Int. 2 = Inter2

Legend:						
DNF	Did Not Finish	DNS	Did Not Start	DSQ	Disqualified	Fin
Int	Intermediate	Pos.	Intermediate or speed position			Finish