



FIS ARE 2019
FIS ALPINE WORLD SKI CHAMPIONSHIPS SWEDEN

 SKISTAR

SKISTAR FIS ALPINE WORLD SKI CHAMPIONSHIPS 2019

 LONGINES

Åre (SWE)

Men's Slalom

ENTRY LIST BY NSA

Number of Competitors: 100 Number of NSA: 53

NSA	FIS Code	Name	Date of Birth	DH	FIS Points (5th of February 2019 - List 13)			
					SL	GS	SG	AC
ALB (1)	800013	TOLA Erjon	15.12.1986	-	68.55(1894)	132.82(3997)	175.35(2574)	233.45(1394)
AND (1)	20378	ESTEVE Axel	19.12.1994	276.89(1846)	18.80 (228)	19.04 (233)	41.18 (349)	63.48 (340)
ARG (2)	30388	BIRKNER de MIGUEL Tomas	05.03.1997	92.78 (694)	17.78 (209)	23.25 (324)	53.91 (502)	48.62 (223)
	30266	GASTALDI Sebastiano	12.06.1991	73.45 (492)	18.86 (231)	18.62 (220)	47.15 (415)	61.67 (328)
ARM (1)	740039	HARUTYUNYAN Harutyun	05.04.2000	-	97.88(2862)	122.69(3794)	-	-
AUS (1)	40612	SCOTT Alec	20.01.1997	617.09(2067)	29.14 (480)	26.20 (411)	94.77(1322)	444.00(1845)
AUT (5)	54063	FELLER Manuel	13.10.1992	195.66(1602)	4.46 (9)	4.58 (9)	168.48(2506)	114.98 (725)
	53889	HIRSCHBUEHL Christian	19.04.1990	999.00(2132)	5.09 (14)	12.72 (115)	270.53(3092)	184.67(1175)
	53831	HIRSCHER Marcel	02.03.1989	24.98 (144)	0.00 (1)	0.00 (1)	11.28 (71)	4.47 (9)
	54170	MATT Michael	13.05.1993	298.56(1875)	4.06 (6)	15.88 (163)	110.12(1645)	71.00 (410)
	54320	SCHWARZ Marco	16.08.1995	20.02 (113)	4.22 (7)	13.59 (125)	20.20 (134)	1.52 (3)
BEL (4)	60160	ALAERTS Kai	06.09.1989	999.00(2132)	15.67 (172)	999.00(5786)	999.00(3469)	999.00(2057)
	60261	MAES Sam	07.06.1998	-	11.49 (100)	6.05 (36)	96.21(1349)	836.91(2032)
	60236	van den BROECKE Dries	10.05.1995	75.95 (519)	15.79 (173)	25.04 (381)	64.32 (678)	121.10 (774)
	60256	VERBEKE Tom	13.06.1997	-	18.77 (227)	30.38 (534)	126.03(1952)	169.65(1099)
BIH (1)	710353	SLJIVIC Marko	12.05.1996	139.03(1209)	20.15 (259)	39.27 (859)	93.72(1296)	615.11(1969)
BLR (1)	660023	CHERTSIN Daniil	10.01.1997	255.90(1808)	55.87(1441)	58.20(1624)	84.03(1103)	86.06 (541)
BOL (1)	54106	BREITFUSS KAMMERLANDER Simon	29.11.1992	67.92 (444)	24.80 (364)	33.72 (649)	34.51 (269)	56.77 (291)
BUL (3)	92720	POPOV Albert	08.08.1997	432.08(1981)	5.79 (24)	11.37 (85)	86.82(1159)	69.81 (395)
	92721	TODOROV Yoan	09.07.1997	539.78(2034)	32.69 (582)	35.84 (718)	61.76 (633)	353.01(1710)
	92719	ZLATKOV Kamen	09.08.1997	469.17(2005)	7.63 (47)	24.92 (375)	119.16(1827)	131.37 (851)
CAN (3)	104488	FOURNIER Simon	26.05.1997	28.04 (167)	6.86 (39)	9.90 (74)	25.39 (181)	34.61 (122)
	103865	PHILP Trevor	01.05.1992	310.55(1886)	8.71 (62)	6.21 (37)	9.34 (52)	19.67 (53)
	103729	READ Erik	31.05.1991	179.13(1525)	8.68 (61)	5.90 (28)	45.84 (401)	33.11 (114)
CHN (1)	120057	ZHANG Yangming	31.08.1994	-	85.75(2490)	85.23(2709)	102.67(1492)	212.54(1301)
COL (1)	6190671	POETTOZ Michael	21.08.1998	127.58(1079)	48.80(1168)	52.95(1399)	111.39(1671)	158.41(1035)
CRO (4)	380363	KOLEGA Elias	23.05.1996	73.65 (493)	5.92 (26)	23.51 (338)	50.25 (450)	15.05 (40)
	380361	RODES Istok	27.01.1996	66.24 (424)	5.96 (27)	53.59(1427)	31.89 (240)	14.10 (39)
	380334	VIDOVIC Matej	14.04.1993	113.34 (911)	6.00 (31)	211.28(4981)	83.31(1086)	17.58 (46)
	380335	ZUBCIC Filip	27.01.1993	31.21 (186)	9.77 (76)	5.85 (26)	16.54 (114)	5.99 (29)

17-02-2019 / Åre (SWE) / 0135

Page 1/4

Data Processing by LONGINES

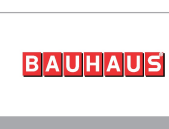
www.fis-ski.com

LONGINES Timing

Generation date : SAT 16 FEB 2019

Time : 17:34

Document: C32E 1.0



Åre (SWE)

Men's Slalom
ENTRY LIST BY NSA
Number of Competitors: 100 Number of NSA: 53

NSA	FIS Code	Name	Date of Birth	FIS Points (5th of February 2019 - List 13)				
				DH	SL	GS	SG	AC
CYP (1)	160106	KOUYOUMDJIAN Yianno	08.01.1997	-	70.31 (1951)	106.53(3395)	-	-
CZE (3)	150743	BERNDT Ondrej	29.09.1988	27.89 (164)	9.20 (66)	16.30 (172)	24.99 (177)	28.47 (98)
	150644	KRYZL Krystof	12.10.1986	38.37 (230)	10.36 (85)	11.77 (95)	32.92 (254)	46.46 (209)
	151060	PAULUS Daniel	09.06.1994	-	29.93 (506)	23.03 (319)	53.02 (486)	119.16 (760)
DEN (1)	170151	DYRBYE NAESTED Casper	19.06.1996	-	31.03 (531)	34.38 (670)	-	-
ESP (3)	491853	del CAMPO Juan	28.06.1994	245.51(1785)	9.08 (65)	17.70 (202)	49.74 (446)	84.16 (523)
	491876	PUESTE TASIAS Alejandro	08.03.1994	287.01(1861)	12.43 (119)	22.08 (296)	62.98 (650)	240.92(1424)
	491879	SALARICH Joaquim	02.01.1994	999.00(2132)	9.00 (64)	46.45(1155)	106.58(1576)	999.00(2057)
EST (1)	390044	LAINÉ Tormis	06.08.2000	-	22.13 (297)	30.20 (528)	-	-
FIN (2)	180718	HENTTINEN Jens	02.01.1993	999.00(2132)	10.34 (84)	31.55 (569)	156.47(2366)	226.08(1360)
	180567	RASANEN Joonas	25.10.1989	999.00(2132)	10.32 (83)	123.87(3818)	999.00(3469)	719.69(2000)
FRA (4)	191459	LIZEROUX Julien	05.09.1979	445.31(1995)	5.60 (21)	61.88(1778)	446.03(3323)	65.61 (362)
	193967	MUFFAT-JEANDET Victor	05.03.1989	29.58 (174)	5.25 (16)	4.60 (10)	30.17 (224)	0.00 (1)
	6190403	NOEL Clement	03.05.1997	123.33(1033)	3.29 (4)	20.22 (254)	76.25 (937)	77.76 (469)
	194364	PINTURAU LT Alexis	20.03.1991	16.47 (91)	3.58 (5)	3.28 (3)	5.45 (21)	0.36 (2)
GBR (4)	221223	MAJOR Billy	21.11.1996	72.01 (482)	17.14 (195)	26.72 (429)	77.36 (953)	89.66 (557)
	220689	RYDING Dave	05.12.1986	999.00(2132)	4.71 (11)	234.08(5122)	999.00(3469)	999.00(2057)
	221236	TAYLOR Laurie	10.02.1996	999.00(2132)	7.38 (43)	18.55 (215)	160.10(2416)	999.00(2057)
	221320	VINTER Zak	18.07.1998	66.63 (428)	14.18 (138)	38.26 (825)	64.00 (670)	70.79 (409)
GEO (1)	680041	ABRAMASHVILI Iason	26.04.1988	-	32.28 (573)	40.24 (904)	-	-
GER (4)	201702	NEUREUTHER Felix	26.03.1984	575.38(2049)	4.78 (12)	5.53 (19)	349.06(3237)	6.00 (31)
	201896	STEHLE Dominik	15.10.1986	999.00(2132)	5.99 (30)	54.64(1475)	999.00(3469)	785.69(2019)
	202451	STRASSER Linus	06.11.1992	41.82 (251)	6.33 (37)	12.50 (111)	33.64 (260)	17.36 (45)
	202615	TREMME L Anton	26.11.1994	80.60 (560)	10.44 (86)	14.86 (150)	46.14 (405)	36.77 (138)
GRE (1)	230651	ANTONIOU Ioannis	27.01.1995	-	22.15 (298)	37.95 (815)	85.15(1120)	97.05 (609)
HUN (1)	240149	NAGY Bence	03.08.1998	78.83 (541)	44.79(1008)	69.68(2111)	74.29 (893)	91.41 (567)
IRI (1)	260180	JAFARI Seyedmorteza	15.08.1992	-	37.68 (745)	79.42(2491)	999.00(3469)	999.00(2057)
IRL (1)	270061	COMERFORD Cormac	11.09.1996	-	35.69 (671)	64.66(1912)	-	-
ISL (1)	250353	SNORRASON Sturla Snaer	01.03.1994	-	22.34 (307)	30.47 (538)	-	-
ISR (1)	280034	BIRAN Itamar	03.03.1998	-	31.72 (552)	35.00 (690)	123.54(1902)	319.77(1638)
ITA (4)	293797	GROSS Stefano	04.09.1986	999.00(2132)	5.36 (18)	45.18(1106)	999.00(3469)	-
	292491	MOELGG Manfred	03.06.1982	999.00(2132)	5.02 (13)	5.22 (16)	714.23(3412)	161.00(1051)
	293098	RAZZOLI Giuliano	18.12.1984	-	5.82 (25)	269.13(5276)	-	-
	6293171	VINATZER Alex	22.09.1999	121.83(1015)	7.05 (41)	12.43 (110)	68.41 (765)	134.04 (871)
KAZ (1)	670080	KUCHIN Zakhar	31.10.1997	113.54 (914)	82.56(2390)	61.72(1772)	89.56(1214)	121.25 (776)
KGZ (1)	770015	TIMOFEEV Evgeniy	16.10.1994	141.58(1232)	81.00(2338)	72.64(2240)	126.61(1961)	229.94(1379)

Åre (SWE)


Men's Slalom

ENTRY LIST BY NSA

Number of Competitors: 100 Number of NSA: 53

NSA	FIS Code	Name	Date of Birth	FIS Points (5th of February 2019 - List 13)				
				DH	SL	GS	SG	AC
LAT (2)	550086	GEDRA Zaks	30.04.1998	135.93 (1166)	17.99 (212)	35.37 (703)	63.58 (660)	56.06 (285)
	550066	ZVEJNIEKS Miks	08.03.1995	73.36 (491)	18.86 (231)	46.73 (1165)	55.46 (532)	28.72 (100)
LTU (1)	780023	DRUKAROV Andrej	10.05.1999	298.62 (1876)	43.43 (951)	33.37 (631)	61.33 (628)	195.65 (1221)
LUX (1)	360046	OSCH Matthieu	01.04.1999	-	42.50 (910)	57.87 (1606)	171.11 (2540)	323.91 (1650)
MKD (1)	750088	RISTEVSKI Antonio	19.05.1989	-	27.32 (433)	69.76 (2114)	158.69 (2400)	999.00 (2057)
MNE (1)	310438	SALIHOVIC Eldar	17.06.1999	165.41 (1425)	43.61 (955)	54.98 (1488)	137.63 (2136)	-
NED (1)	400301	ROSSUM van Max	20.03.1998	-	18.15 (215)	22.35 (306)	-	-
NOR (4)	422082	FOSS-SOLEVAAG Sebastian	13.07.1991	42.80 (256)	5.31 (17)	101.63 (3257)	58.89 (586)	20.09 (55)
	422304	KRISTOFFERSEN Henrik	02.07.1994	55.61 (338)	2.48 (2)	2.04 (2)	70.01 (799)	48.01 (217)
	421669	NESTVOLD-HAUGEN Leif Kristian	29.11.1987	107.06 (846)	5.96 (27)	4.80 (12)	63.93 (669)	104.58 (656)
	421860	NORDBOTTEN Jonathan	14.07.1989	999.00 (2132)	5.98 (29)	45.25 (1111)	66.60 (726)	123.02 (793)
NZL (1)	410365	BARWOOD Adam	30.07.1992	526.22 (2030)	17.14 (195)	12.02 (100)	30.09 (223)	33.70 (116)
POR (1)	590038	BRANCAL Ricardo	17.05.1996	-	272.70 (5251)	362.10 (5500)	-	-
ROU (1)	460060	BARBU Alexandru	08.03.1987	83.56 (594)	30.88 (524)	63.51 (1861)	73.73 (873)	99.32 (622)
RSA (1)	570019	WILSON Connor	18.12.1996	-	95.21 (2781)	145.07 (4231)	282.63 (3127)	289.68 (1561)
RUS (3)	481103	ANDRIENKO Aleksander	08.05.1990	291.85 (1867)	17.17 (197)	11.04 (82)	44.70 (389)	339.37 (1691)
	480736	KHOROSHILOV Alexander	16.02.1984	211.22 (1653)	8.50 (56)	56.53 (1552)	163.74 (2461)	127.56 (818)
	481327	TRIKHICHEV Pavel	07.11.1992	27.44 (158)	9.89 (79)	6.54 (40)	34.59 (270)	3.52 (6)
SLO (3)	561322	HADALIN Stefan	06.06.1995	36.16 (214)	5.59 (20)	7.50 (47)	29.97 (220)	5.66 (21)
	561244	KRANJEC Zan	15.11.1992	117.71 (957)	16.85 (193)	3.52 (4)	57.33 (560)	51.42 (253)
	561296	SPIK Jakob	12.07.1994	155.12 (1347)	12.02 (112)	35.99 (728)	107.24 (1591)	130.70 (843)
SRB (1)	310415	STANISIC Strahinja	23.03.1995	95.14 (721)	22.79 (317)	57.25 (1578)	96.81 (1358)	106.17 (665)
SUI (4)	512182	MEILLARD Loic	29.10.1996	22.48 (127)	5.09 (14)	3.91 (5)	13.16 (85)	12.41 (38)
	512203	NEF Tanguy	19.11.1996	132.20 (1126)	7.66 (48)	8.52 (54)	24.85 (176)	103.04 (647)
	511996	YULE Daniel	18.02.1993	205.74 (1634)	3.07 (3)	18.95 (229)	307.26 (3169)	100.02 (625)
	511902	ZENHAEUSERN Ramon	04.05.1992	999.00 (2132)	4.27 (8)	14.57 (145)	95.69 (1339)	58.92 (311)
SVK (2)	700868	FALAT Matej	08.02.1993	103.28 (801)	9.70 (74)	26.58 (424)	71.30 (824)	79.32 (487)
	700830	ZAMPA Adam	13.09.1990	53.94 (321)	6.00 (31)	6.00 (31)	65.12 (692)	43.00 (183)
SWE (4)	501111	HARGIN Mattias	07.10.1985	999.00 (2132)	6.00 (31)	142.20 (4169)	999.00 (3469)	999.00 (2057)
	502015	JAKOBSEN Kristoffer	09.09.1994	-	7.96 (52)	9.48 (69)	-	-
	502417	JONSSON Carl	11.05.2000	-	11.96 (109)	20.61 (261)	60.80 (622)	54.18 (270)
	501017	MYHRER Andre	11.01.1983	999.00 (2132)	4.67 (10)	15.26 (156)	602.36 (3386)	321.48 (1643)
UKR (1)	690694	KOVBASNYUK Ivan	18.05.1993	47.56 (287)	49.98 (1225)	82.32 (2599)	46.67 (411)	56.74 (290)
UZB (1)	210040	TUKHTAEV Komiljon	30.10.1997	241.47 (1767)	67.20 (1836)	91.40 (2934)	138.00 (2138)	195.74 (1222)

Åre (SWE)


Men's Slalom

ENTRY LIST BY NSA

Number of Competitors: 100 Number of NSA: 53

NSA	FIS Code	Name	Date of Birth	DH	FIS Points (5th of February 2019 - List 13)				AC
					SL	GS	SG		

Legend:							
AC	Alpine Combined	DH	Downhill	GS	Giant Slalom	SG	Super-G
SL	Slalom						





ARE 2019

FIS ALPINE WORLD SKI CHAMPIONSHIPS SWEDEN



SKISTAR FIS ALPINE WORLD SKI CHAMPIONSHIPS 2019



Åre (SWE)

Men's Slalom

DRAW LIST

Number of Competitors: 100 Number of NSA: 53

Rank 120 in the FIS List: MALMSTROEM Victor

FIS Pts: 12.65

No	FIS Code	Name	NSA Code	WCSL SL	WCSL Overall	FIS SL
1	53831	HIRSCHER Marcel	AUT	857 (1)	1723 (1)	0.00 (1)
2	422304	KRISTOFFERSEN Henrik	NOR	530 (2)	1130 (2)	2.48 (2)
3	511996	YULE Daniel	SUI	452 (3)	452 (19)	3.07 (3)
4	6190403	NOEL Clement	FRA	424 (4)	424 (22)	3.29 (4)
5	194364	PINTURAUULT Alexis	FRA	386 (5)	1099 (3)	3.58 (5)
6	54170	MATT Michael	AUT	322 (6)	324 (27)	4.06 (6)
7	54320	SCHWARZ Marco	AUT	301 (7)	572 (14)	4.22 (7)
8	511902	ZENHAEUSERN Ramon	SUI	294 (8)	294 (30)	4.27 (8)
9	54063	FELLER Manuel	AUT	270 (9)	484 (17)	4.46 (9)
10	501017	MYHRER Andre	SWE	242 (10)	251 (35)	4.67 (10)
11	220689	RYDING Dave	GBR	236 (11)	236 (36)	4.71 (11)
12	201702	NEUREUTHER Felix	GER	227 (12)	314 (28)	4.78 (12)
13	292491	MOELGG Manfred	ITA	196 (13)	327 (26)	5.02 (13)
14	53889	HIRSCHBUEHL Christian	AUT	187 (14)	188 (45)	5.09 (14)
15	512182	MEILLARD Loic	SUI	186 (15)	533 (16)	5.09 (14)
16	+500 193967	MUFFAT-JEANDET Victor	FRA	165 (16)	577 (13)	5.25 (16)
17	422082	FOSS-SOLEVAAG Sebastian	NOR	157 (17)	157 (54)	5.31 (17)
18	293797	GROSS Stefano	ITA	151 (18)	151 (55)	5.36 (18)
19	561322	HADALIN Stefan	SLO	121 (20)	234 (37)	5.59 (20)
20	191459	LIZEROUX Julien	FRA	119 (21)	119 (64)	5.60 (21)
21	92720	POPOV Albert	BUL	95 (24)	95 (73)	5.79 (24)
22	293098	RAZZOLI Giuliano	ITA	91 (25)	91 (76)	5.82 (25)
23	380363	KOLEGA Elias	CRO	77 (26)	77 (83)	5.92 (26)
24	380361	RODES Istok	CRO	72 (27)	72 (86)	5.96 (27)
25	421669	NESTVOLD-HAUGEN	NOR	72 (27)	290 (31)	5.96 (27)
26	421860	NORDBOTTEN Jonathan	NOR	69 (29)	69 (91)	5.98 (29)
27	201896	STEHLE Dominik	GER	68 (30)	68 (92)	5.99 (30)
28	501111	HARGIN Mattias	SWE	65 (31)	65 (95)	6.00 (31)
29	380334	VIDOVIC Matej	CRO	62 (32)	62 (98)	6.00 (31)
30	480736	KHOROSHILOV Alexander	RUS	62 (32)	62 (98)	8.50 (56)
31	700830	ZAMPA Adam	SVK	5 (57)	35 (117)	6.00 (31)
32	202451	STRASSER Linus	GER	25 (44)	74 (85)	6.33 (37)
33	104488	FOURNIER Simon	CAN	-	-	6.86 (39)
34	6293171	VINATZER Alex	ITA	41 (38)	41 (110)	7.05 (41)
35	221236	TAYLOR Laurie	GBR	-	-	7.38 (43)
36	92719	ZLATKOV Kamen	BUL	-	-	7.63 (47)
37	512203	NEF Tanguy	SUI	56 (34)	56 (105)	7.66 (48)
38	502015	JAKOBSEN Kristoffer	SWE	26 (43)	26 (122)	7.96 (52)
39	103729	READ Erik	CAN	25 (44)	78 (81)	8.68 (61)
40	103865	PHILP Trevor	CAN	27 (41)	63 (96)	8.71 (62)
41	491879	SALARICH Joaquim	ESP	-	-	9.00 (64)
42	491853	del CAMPO Juan	ESP	-	-	9.08 (65)
43	150743	BERNDT Ondrej	CZE	-	-	9.20 (66)
44	700868	FALAT Matej	SVK	-	-	9.70 (74)
45	380335	ZUBCIC Filip	CRO	-	76 (84)	9.77 (76)



PRESENTING SPONSOR



OFFICIAL TIMEKEEPER



MAIN SPONSORS







Åre (SWE)


Men's Slalom

DRAW LIST

Number of Competitors: 100 Number of NSA: 53

Rank 120 in the FIS List: MALMSTROEM Victor

FIS Pts: 12.65

No	FIS Code	Name	NSA Code	WCSL SL	WCSL Overall	FIS SL
46	31-35 561244	KRANJEC Zan	SLO	55 (35)	434 (20)	>16.85 (193)
47	481327	TRIKHICHEV Pavel	RUS	4 (59)	88 (77)	9.89 (79)
48	180567	RASANEN Joonas	FIN	-	-	10.32 (83)
49	180718	HENTTINEN Jens	FIN	-	-	10.34 (84)
50	150644	KRYZL Krystof	CZE	-	-	10.36 (85)
51	202615	TREMME Anton	GER	-	-	10.44 (86)
52	60261	MAES Sam	BEL	-	13 (147)	11.49 (100)
53	502417	JONSSON Carl	SWE	-	-	11.96 (109)
54	561296	SPIK Jakob	SLO	-	-	12.02 (112)
55	491876	PUENTE TASIAS Alejandro	ESP	-	-	12.43 (119)
56	221320	VINTER Zak	GBR	-	-	>14.18 (138)
57	60160	ALAERTS Kai	BEL	-	-	>15.67 (172)
58	60236	van den BROECKE Dries	BEL	-	-	>15.79 (173)
59	410365	BARWOOD Adam	NZL	-	-	>17.14 (195)
60	221223	MAJOR Billy	GBR	-	-	>17.14 (195)
61	481103	ANDRIENKO Aleksander	RUS	-	9 (158)	>17.17 (197)
62	30388	BIRKNER de MIGUEL Tomas	ARG	-	-	>17.78 (209)
63	550086	GEDRA Zaks	LAT	-	-	>17.99 (212)
64	400301	ROSSUM van Max	NED	-	-	>18.15 (215)
65	60256	VERBEKE Tom	BEL	-	-	>18.77 (227)
66	20378	ESTEVE Axel	AND	-	-	>18.80 (228)
67	550066	ZVEJNIEKS Miks	LAT	-	-	>18.86 (231)
68	30266	GASTALDI Sebastiano	ARG	-	-	>18.86 (231)
69	710353	SLJIVIC Marko	BIH	-	-	>20.15 (259)
70	390044	LAINÉ Tormis	EST	-	-	>22.13 (297)
71	230651	ANTONIOU Ioannis	GRE	-	-	>22.15 (298)
72	250353	SNORRASON Sturla Snaer	ISL	-	-	>22.34 (307)
73	310415	STANISIC Strahinja	SRB	-	-	>22.79 (317)
74	54106	BREITFUSS KAMM.	BOL	-	-	>24.80 (364)
75	750088	RISTEVSKI Antonio	MKD	-	-	>27.32 (433)
76	40612	SCOTT Alec	AUS	-	-	>29.14 (480)
77	151060	PAULUS Daniel	CZE	-	-	>29.93 (506)
78	460060	BARBU Alexandru	ROU	-	-	>30.88 (524)
79	170151	DYRBYE NÆSTED Casper	DEN	-	-	>31.03 (531)
80	280034	BIRAN Itamar	ISR	-	-	>31.72 (552)
81	680041	ABRAMASHVILI Iason	GEO	-	-	>32.28 (573)
82	92721	TODOROV Yoan	BUL	-	-	>32.69 (582)
83	270061	COMERFORD Cormac	IRL	-	-	>35.69 (671)
84	260180	JAFARI Seyedmorteza	IRI	-	-	>37.68 (745)
85	360046	OSCH Matthieu	LUX	-	-	>42.50 (910)
86	780023	DRUKAROV Andrej	LTU	-	-	>43.43 (951)
87	310438	SALIHVIC Eldar	MNE	-	-	>43.61 (955)
88	240149	NAGY Bence	HUN	-	-	>44.79 (1008)
89	6190671	POETTOZ Michael	COL	-	-	>48.80 (1168)
90	690694	KOVBSANYUK Ivan	UKR	-	-	>49.98 (1225)
91	660023	CHERTSIN Daniil	BLR	-	-	>55.87 (1441)
92	210040	TUKHTAEV Komiljon	UZB	-	-	>67.20 (1836)
93	800013	TOLA Erjon	ALB	-	-	>68.55 (1894)
94	160106	KOUYOUMDJIAN Yianno	CYP	-	-	>70.31 (1951)
95	770015	TIMOFEEV Evgeniy	KGZ	-	-	>81.00 (2338)
96	670080	KUCHIN Zakhar	KAZ	-	-	>82.56 (2390)
97	120057	ZHANG Yangming	CHN	-	-	>85.75 (2490)
98	570019	WILSON Connor	RSA	-	-	>95.21 (2781)
99	740039	HARUTYUNYAN Harutyun	ARM	-	-	>97.88 (2862)
100	590038	BRANCAL Ricardo	POR	-	-	>272.70 (5251)



Åre (SWE)


Men's Slalom

DRAW LIST

Number of Competitors: 100 Number of NSA: 53

Rank 120 in the FIS List: MALMSTROEM Victor

FIS Pts: 12.65

No	FIS Code	Name	NSA Code	WCSL SL	WCSL Overall	FIS SL
----	----------	------	----------	---------	--------------	--------

Legend:

- + 500** At least 500 points on WCSL-O after 15th place or after 30th place
- >** Greater than 120th rank in the FIS points list
- 31-35** Ranked 31-35 in the WCSL in this discipline, but is not in the best 45 competitors present at the event
- FIS_SL** FIS points for SL (13th FIS points list 2018/2019) **No** Control Number
- WCSL SL** FIS World Cup Start List points for Slalom





ARE 2019

FIS ALPINE WORLD SKI CHAMPIONSHIPS SWEDEN

SKISTAR

SKISTAR FIS ALPINE WORLD SKI CHAMPIONSHIPS 2019

LONGINES

Åre (SWE)

Men's Slalom

SUN 17 FEB 2019

START LIST RUN 1

Start Time : 11:00



Jury

FIS Technical Delegate	OWESEN Svein Erik	NOR
Referee	WALDNER Markus	FIS
Assistant Referee	COUDER Emmanuel	FIS
Chief of Race	OLSSON Hans	SWE
Start Referee	STENLUND Haakan	SWE
Finish Referee	HOFER Franz	SUI

Technical Data

Course Name	OLYMPIA
Start Altitude	615m
Finish Altitude	396m
Vertical Drop	219m
Homologation Number	12145/11/16

Race Information Run 1

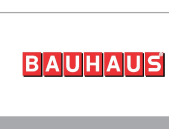
Course setter	PIRCHER Michael	SUI
Gates/Turning Gates		
Start Time	11:00	

Race Information Run 2

Course setter	DELDIO Simone	FRA
Gates/Turning Gates		
Start Time	14:30	

Number of Competitors: 100 Number of NSA: 53

Bib	FIS Code	Name	Year of Birth	NSA Code	Time	Ski
1	6190403	NOEL Clement	1997	FRA		Dynastar
2	422304	KRISTOFFERSEN Henrik	1994	NOR		Rossignol
3	53831	HIRSCHER Marcel	1989	AUT		Atomic
4	194364	PINTURAUULT Alexis	1991	FRA		Head
5	54170	MATT Michael	1993	AUT		Rossignol
6	54320	SCHWARZ Marco	1995	AUT		Atomic
7	511996	YULE Daniel	1993	SUI		Fischer
8	54063	FELLER Manuel	1992	AUT		Atomic
9	511902	ZENHAEUSERN Ramon	1992	SUI		Rossignol
10	501017	MYHRER Andre	1983	SWE		Head
11	201702	NEUREUTHER Felix	1984	GER		Nordica
12	292491	MOELGG Manfred	1982	ITA		Fischer
13	512182	MEILLARD Loic	1996	SUI		Rossignol
14	220689	RYDING Dave	1986	GBR		Dynastar
15	53889	HIRSCHBUEHL Christian	1990	AUT		Rossignol
-----break-----						
16	193967	MUFFAT-JEANDET Victor	1989	FRA		Salomon
17	422082	FOSS-SOLEVAAG Sebastian	1991	NOR		Voelkl
18	293797	GROSS Stefano	1986	ITA		Voelkl
19	561322	HADALIN Stefan	1995	SLO		Rossignol
20	191459	LIZEROUX Julien	1979	FRA		Salomon
21	92720	POPOV Albert	1997	BUL		Head
22	293098	RAZZOLI Giuliano	1984	ITA		Voelkl
-----break-----						
23	380363	KOLEGA Elias	1996	CRO		Atomic
24	380361	RODES Istok	1996	CRO		Atomic
25	421669	NESTVOLD-HAUGEN Leif Kristian	1987	NOR		Rossignol
26	421860	NORDBOTTEN Jonathan	1989	NOR		Head
27	201896	STEHLE Dominik	1986	GER		Nordica
28	501111	HARGIN Mattias	1985	SWE		Head
29	380334	VIDOVIC Matej	1993	CRO		Head
30	480736	KHOROSHILOV Alexander	1984	RUS		Fischer
-----break-----						
31	700830	ZAMPA Adam	1990	SVK		Salomon
32	202451	STRASSER Linus	1992	GER		Rossignol
33	104488	FOURNIER Simon	1997	CAN		
34	6293171	VINATZER Alex	1999	ITA		Nordica
35	221236	TAYLOR Laurie	1996	GBR		



Åre (SWE)

Men's Slalom

SUN 17 FEB 2019

START LIST RUN 1

Start Time : 11:00

Number of Competitors: 100 Number of NSA: 53

Bib	FIS Code	Name	Year of Birth	NSA Code	Time	Ski
36	92719	ZLATKOV Kamen	1997	BUL		Head
37	512203	NEF Tanguy	1996	SUI		Fischer
38	502015	JAKOBSEN Kristoffer	1994	SWE		Fischer
39	103729	READ Erik	1991	CAN		Fischer
40	103865	PHILP Trevor	1992	CAN		Rossignol
41	491879	SALARICH Joaquim	1994	ESP		Rossignol
42	491853	del CAMPO Juan	1994	ESP		Nordica
43	150743	BERNDT Ondrej	1988	CZE		Atomic
44	700868	FALAT Matej	1993	SVK		Augment
45	380335	ZUBCIC Filip	1993	CRO		Atomic
46	561244	KRANJEC Zan	1992	SLO		Rossignol
47	481327	TRIKHICHEV Pavel	1992	RUS		Rossignol
48	180567	RASANEN Joonas	1989	FIN		Augment
49	180718	HENTTINEN Jens	1993	FIN		Augment
50	150644	KRYZL Krystof	1986	CZE		Fischer
51	202615	TREMME Anton	1994	GER		Nordica
52	60261	MAES Sam	1998	BEL		Rossignol
53	502417	JONSSON Carl	2000	SWE		
54	561296	SPIK Jakob	1994	SLO		Nordica
55	491876	PUENTE TASIAS Alejandro	1994	ESP		
56	221320	VINTER Zak	1998	GBR		
57	60160	ALAEERTS Kai	1989	BEL		
58	60236	van den BROECKE Dries	1995	BEL		Augment
59	410365	BARWOOD Adam	1992	NZL		Voelkl
60	221223	MAJOR Billy	1996	GBR		Atomic
61	481103	ANDRIENKO Aleksander	1990	RUS		Rossignol
62	30388	BIRKNER de MIGUEL Tomas	1997	ARG		
63	550086	GEDRA Zaks	1998	LAT		
64	400301	ROSSUM van Max	1998	NED		
65	60256	VERBEKE Tom	1997	BEL		
66	20378	ESTEVE Axel	1994	AND		Fischer
67	550066	ZVEJNIEKS Miks	1995	LAT		
68	30266	GASTALDI Sebastiano	1991	ARG		
69	710353	SLJIVIC Marko	1996	BIH		
70	390044	LAINÉ Tormis	2000	EST		
71	230651	ANTONIOU Ioannis	1995	GRE		
72	250353	SNORRASON Sturla Snaer	1994	ISL		
73	310415	STANISIC Strahinja	1995	SRB		
74	54106	BREITFUSS KAMMERLANDER Simon	1992	BOL		Voelkl
75	750088	RISTEVSKI Antonio	1989	MKD		
76	40612	SCOTT Alec	1997	AUS		
77	151060	PAULUS Daniel	1994	CZE		
78	460060	BARBU Alexandru	1987	ROU		
79	170151	DYRBYE NAESTED Casper	1996	DEN		
80	280034	BIRAN Itamar	1998	ISR		
81	680041	ABRAMASHVILI Iason	1988	GEO		
82	92721	TODOROV Yoan	1997	BUL		Head
83	270061	COMERFORD Cormac	1996	IRL		
84	260180	JAFARI Seyedmorteza	1992	IRI		
85	360046	OSCH Matthieu	1999	LUX		
86	780023	DRUKAROV Andrej	1999	LTU		
87	310438	SALIOVIC Eldar	1999	MNE		
88	240149	NAGY Bence	1998	HUN		
89	6190671	POETTOZ Michael	1998	COL		
90	690694	KOVBASNYUK Ivan	1993	UKR		
91	660023	CHERTSIN Daniil	1997	BLR		
92	210040	TUKHTAEV Komiljon	1997	UZB		

Åre (SWE)


Men's Slalom

SUN 17 FEB 2019

START LIST RUN 1

Start Time : 11:00

Number of Competitors: 100 Number of NSA: 53

Bib	FIS Code	Name	Year of Birth	NSA Code	Time	Ski
93	800013	TOLA Erjon	1986	ALB	_____	
94	160106	KOUYOUMDJIAN Yianno	1997	CYP	_____	
95	770015	TIMOFEEV Evgeniy	1994	KGZ	_____	
96	670080	KUCHIN Zakhar	1997	KAZ	_____	
97	120057	ZHANG Yangming	1994	CHN	_____	
98	570019	WILSON Connor	1996	RSA	_____	
99	740039	HARUTYUNYAN Harutyun	2000	ARM	_____	
100	590038	BRANCAL Ricardo	1996	POR	_____	

Forerunners:

Run 1	F1-ERIKSSON Tim	SWE	F2-PERSSON Andre	SWE	F3-JOHANSSON Filip	SWE
Run 2	F1-ERIKSSON Tim	SWE	F2-PERSSON Andre	SWE	F3-JOHANSSON Filip	SWE




FIS ALPINE WORLD SKI CHAMPIONSHIPS SWEDEN



SKISTAR FIS ALPINE WORLD SKI CHAMPIONSHIPS 2019



Åre (SWE)

Men's Slalom

SUN 17 FEB 2019

Start Time : 11:00

OFFICIAL RESULTS RUN 1

Jury

FIS Technical Delegate	OWESEN Svein Erik	NOR
Referee	WALDNER Markus	FIS
Assistant Referee	COUDER Emmanuel	FIS
Chief of Race	OLSSON Hans	SWE
Start Referee	STENLUND Haakan	SWE
Finish Referee	HOFER Franz	SUI

Technical Data

Course Name	OLYMPIA
Start Altitude	615m
Finish Altitude	396m
Vertical Drop	219m
Homologation Number	12145/11/16

Race Information Run 1

Course setter	PIRCHER Michael	SUI
Gates/Turning Gates	78/76	
Start Time	11:00	

Race Information Run 2

Course setter	DELDIO Simone	FRA
Gates/Turning Gates		
Start Time	14:30	

Number of Competitors: 100 Number of NSA: 53

Rank	Bib	FIS Code	Name	Year of Birth	NSA Code	Time	Difference	Ski
1	3	53831	HIRSCHER Marcel	1989	AUT	1:00.60		Atomic
2	4	194364	PINTURALT Alexis	1991	FRA	1:01.16	0.56	Head
3	6	54320	SCHWARZ Marco	1995	AUT	1:01.82	1.22	Atomic
4	5	54170	MATT Michael	1993	AUT	1:01.95	1.35	Rossignol
5	8	54063	FELLER Manuel	1992	AUT	1:01.98	1.38	Atomic
6	2	422304	KRISTOFFERSEN Henrik	1994	NOR	1:02.30	1.70	Rossignol
7	13	512182	MEILLARD Loic	1996	SUI	1:02.67	2.07	Rossignol
8	1	6190403	NOEL Clement	1997	FRA	1:02.78	2.18	Dynastar
9	15	53889	HIRSCHBUEHL Christian	1990	AUT	1:02.82	2.22	Rossignol
10	10	501017	MYHRER Andre	1983	SWE	1:02.88	2.28	Head
11	11	201702	NEUREUTHER Felix	1984	GER	1:02.89	2.29	Nordica
12	9	511902	ZENHAEUSERN Ramon	1992	SUI	1:02.92	2.32	Rossignol
13	18	293797	GROSS Stefano	1986	ITA	1:02.96	2.36	Voelkl
14	22	293098	RAZZOLI Giuliano	1984	ITA	1:03.25	2.65	Voelkl
15	17	422082	FOSS-SOLEVAAG Sebastian	1991	NOR	1:03.32	2.72	Voelkl
16	30	480736	KHOROSHILOV Alexander	1984	RUS	1:03.56	2.96	Fischer
17	25	421669	NESTVOLD-HAUGEN Leif Kristian	1987	NOR	1:03.62	3.02	Rossignol
17	12	292491	MOELGG Manfred	1982	ITA	1:03.62	3.02	Fischer
19	16	193967	MUFFAT-JEANDET Victor	1989	FRA	1:03.67	3.07	Salomon
20	14	220689	RYDING Dave	1986	GBR	1:03.72	3.12	Dynastar
21	27	201896	STEHLE Dominik	1986	GER	1:03.91	3.31	Nordica
22	23	380363	KOLEGA Elias	1996	CRO	1:04.07	3.47	Atomic
23	33	104488	FOURNIER Simon	1997	CAN	1:04.49	3.89	
24	26	421860	NORDBOTTEN Jonathan	1989	NOR	1:04.62	4.02	Head
25	28	501111	HARGIN Mattias	1985	SWE	1:04.96	4.36	Head
26	46	561244	KRANJEC Zan	1992	SLO	1:05.00	4.40	Rossignol
27	51	202615	TREMMEL Anton	1994	GER	1:05.04	4.44	Nordica
28	34	6293171	VINATZER Alex	1999	ITA	1:05.21	4.61	Nordica
29	42	491853	del CAMPO Juan	1994	ESP	1:05.23	4.63	Nordica
30	45	380335	ZUBCIC Filip	1993	CRO	1:05.24	4.64	Atomic
31	37	512203	NEF Tanguy	1996	SUI	1:05.30	4.70	Fischer
32	32	202451	STRASSER Linus	1992	GER	1:05.58	4.98	Rossignol
33	54	561296	SPIK Jakob	1994	SLO	1:05.67	5.07	Nordica
34	47	481327	TRIKHICHEV Pavel	1992	RUS	1:05.68	5.08	Rossignol
35	29	380334	VIDOVIC Matej	1993	CRO	1:05.86	5.26	Head
36	49	180718	HENTTINEN Jens	1993	FIN	1:05.93	5.33	Augment
37	44	700868	FALAT Matej	1993	SVK	1:06.70	6.10	Augment

17-02-2019 / Åre (SWE) / 0135

Page 1/3

Data Processing by LONGINES

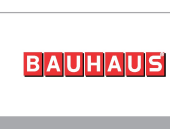
www.fis-ski.com

LONGINES Timing

Generation date : SUN 17 FEB 2019

Time : 12:59

Document: C73B 1.0



Number of Competitors: 100 Number of NSA: 53

Rank	Bib	FIS Code	Name	Year of Birth	NSA Code	Time	Difference	Ski
38	55	491876	PUENTE TASIAS Alejandro	1994	ESP	1:07.38	6.78	
39	19	561322	HADALIN Stefan	1995	SLO	1:08.08	7.48	Rossignol
40	67	550066	ZVEJNIEKS Miks	1995	LAT	1:08.34	7.74	
41	82	92721	TODOROV Yoan	1997	BUL	1:08.48	7.88	Head
42	66	20378	ESTEVE Axel	1994	AND	1:08.68	8.08	Fischer
43	60	221223	MAJOR Billy	1996	GBR	1:08.87	8.27	Atomic
44	80	280034	BIRAN Itamar	1998	ISR	1:09.05	8.45	
44	77	151060	PAULUS Daniel	1994	CZE	1:09.05	8.45	
46	56	221320	VINTER Zak	1998	GBR	1:09.21	8.61	
47	64	400301	ROSSUM van Max	1998	NED	1:09.54	8.94	
48	76	40612	SCOTT Alec	1997	AUS	1:09.61	9.01	
49	83	270061	COMERFORD Cormac	1996	IRL	1:11.98	11.38	
50	86	780023	DRUKAROV Andrej	1999	LTU	1:12.88	12.28	
51	89	6190671	POETTOZ Michael	1998	COL	1:13.67	13.07	
52	31	700830	ZAMPA Adam	1990	SVK	1:14.26	13.66	Salomon
53	78	460060	BARBU Alexandru	1987	ROU	1:15.02	14.42	
54	96	670080	KUCHIN Zakhar	1997	KAZ	1:16.69	16.09	
55	93	800013	TOLA Erjon	1986	ALB	1:16.71	16.11	
56	94	160106	KOUYOUMDJIAN Yianno	1997	CYP	1:18.97	18.37	
57	100	590038	BRANCAL Ricardo	1996	POR	1:33.06	32.46	

DID NOT FINISH RUN 1: 41 competitors

7	511996	YULE Daniel	1993	SUI		Fischer
21	92720	POPOV Albert	1997	BUL		Head
24	380361	RODES Istok	1996	CRO		Atomic
35	221236	TAYLOR Laurie	1996	GBR		
36	92719	ZLATKOV Kamen	1997	BUL		Head
38	502015	JAKOBSEN Kristoffer	1994	SWE		Fischer
39	103729	READ Erik	1991	CAN		Fischer
40	103865	PHILP Trevor	1992	CAN		Rossignol
41	491879	SALARICH Joaquim	1994	ESP		Rossignol
43	150743	BERNDT Ondrej	1988	CZE		Atomic
48	180567	RASANEN Joonas	1989	FIN		Augment
50	150644	KRYZL Krystof	1986	CZE		Fischer
52	60261	MAES Sam	1998	BEL		Rossignol
53	502417	JONSSON Carl	2000	SWE		
57	60160	ALAERTS Kai	1989	BEL		
58	60236	van den BROECKE Dries	1995	BEL		Augment
59	410365	BARWOOD Adam	1992	NZL		Voelkl
61	481103	ANDRIENKO Aleksander	1990	RUS		Rossignol
62	30388	BIRKNER de MIGUEL Tomas	1997	ARG		
63	550086	GEDRA Zaks	1998	LAT		
65	60256	VERBEKE Tom	1997	BEL		
68	30266	GASTALDI Sebastiano	1991	ARG		
69	710353	SLJIVIC Marko	1996	BIH		
70	390044	LAINÉ Tormis	2000	EST		
71	230651	ANTONIOU Ioannis	1995	GRE		
72	250353	SNORRASON Sturla Snaer	1994	ISL		
73	310415	STANISIC Strahinja	1995	SRB		
74	54106	BREITFUSS KAMMERLANDER Simon	1992	BOL		Voelkl
75	750088	RISTEVSKI Antonio	1989	MKD		
79	170151	DYRBYE NAESTED Casper	1996	DEN		
81	680041	ABRAMASHVILI Iason	1988	GEO		
84	260180	JAFARI Seyedmorteza	1992	IRI		
85	360046	OSCH Matthieu	1999	LUX		
87	310438	SALIHVIC Eldar	1999	MNE		
88	240149	NAGY Bence	1998	HUN		

OFFICIAL RESULTS RUN 1

Number of Competitors: 100 Number of NSA: 53

Rank	Bib	FIS Code	Name	Year of Birth	NSA Code	Time	Difference	Ski
	90	690694	KOVBASNYUK Ivan	1993	UKR			
	91	660023	CHERTSIN Daniil	1997	BLR			
	92	210040	TUKHTAEV Komiljon	1997	UZB			
	95	770015	TIMOFEEV Evgeniy	1994	KGZ			
	97	120057	ZHANG Yangming	1994	CHN			
	98	570019	WILSON Connor	1996	RSA			

DISQUALIFIED RUN 1: 1 competitor

20	191459	LIZEROUX Julien	1979	FRA	Gate 32	Rule 629.3	Salomon
----	--------	------------------------	------	-----	---------	------------	---------

DID NOT START RUN 1: 1 competitor

99	740039	HARUTYUNYAN Harutyun	2000	ARM			
----	--------	-----------------------------	------	-----	--	--	--

Reason for disqualification:

629.3 does not pass through a gate correctly

Forerunners:							
Run 1	F1-ERIKSSON Tim	SWE	F2-PERSSON Andre	SWE	F3-JOHANSSON Filip	SWE	
Run 2	F1-ERIKSSON Tim	SWE	F2-PERSSON Andre	SWE	F3-JOHANSSON Filip	SWE	

Conditions on course:							
Run 1	MOSTLY CLOUDY	Snow:	HARD	Temperature - Start:	0°C	Temperature - Finish:	-1°C

Åre (SWE)

Men's Slalom

SUN 17 FEB 2019

START LIST RUN 2

Start Time : 14:30

Jury			Technical Data		
FIS Technical Delegate	OWESEN Svein Erik	NOR	Course Name	OLYMPIA	
Referee	WALDNER Markus	FIS	Start Altitude	615m	
Assistant Referee	COUDER Emmanuel	FIS	Finish Altitude	396m	
Chief of Race	OLSSON Hans	SWE	Vertical Drop	219m	
Start Referee	STENLUND Haakan	SWE	Homologation Number	12145/11/16	
Finish Referee	HOFER Franz	SUI			
Race Information Run 1			Race Information Run 2		
Course setter	PIRCHER Michael	SUI	Course setter	DELDIO Simone	FRA
Gates/Turning Gates	78/76		Gates/Turning Gates		
Start Time	11:00		Start Time	14:30	

Number of Competitors: 57 Number of NSA: 30

Start Order	Bib	FIS Code	Name	Year of Birth	NSA Code	Run 1	Diff.	Rank	Run 2	Total	Ski
1	45	380335	ZUBCIC Filip	1993	CRO	1:05.24	4.64	30			Atomic
2	42	491853	del CAMPO Juan	1994	ESP	1:05.23	4.63	29			Nordica
3	34	6293171	VINATZER Alex	1999	ITA	1:05.21	4.61	28			Nordica
4	51	202615	TREMMELE Anton	1994	GER	1:05.04	4.44	27			Nordica
5	46	561244	KRANJEC Zan	1992	SLO	1:05.00	4.40	26			Rossignol
6	28	501111	HARGIN Mattias	1985	SWE	1:04.96	4.36	25			Head
7	26	421860	NORDBOTTEN Jonathan	1989	NOR	1:04.62	4.02	24			Head
8	33	104488	FOURNIER Simon	1997	CAN	1:04.49	3.89	23			
9	23	380363	KOLEGA Elias	1996	CRO	1:04.07	3.47	22			Atomic
10	27	201896	STEHLE Dominik	1986	GER	1:03.91	3.31	21			Nordica
11	14	220689	RYDING Dave	1986	GBR	1:03.72	3.12	20			Dynastar
12	16	193967	MUFFAT-JEANDET Victor	1989	FRA	1:03.67	3.07	19			Salomon
13	12	292491	MOELGG Manfred	1982	ITA	1:03.62	3.02	17			Fischer
14	25	421669	NESTVOLD-HAUGEN Leif Kristian	1987	NOR	1:03.62	3.02	17			Rossignol
15	30	480736	KHOROSHILOV Alexander	1984	RUS	1:03.56	2.96	16			Fischer
-----break-----											
16	17	422082	FOSS-SOLEVAAG Sebastian	1991	NOR	1:03.32	2.72	15			Voelkl
17	22	293098	RAZZOLI Giuliano	1984	ITA	1:03.25	2.65	14			Voelkl
18	18	293797	GROSS Stefano	1986	ITA	1:02.96	2.36	13			Voelkl
19	9	511902	ZENHAEUSERN Ramon	1992	SUI	1:02.92	2.32	12			Rossignol
20	11	201702	NEUREUTHER Felix	1984	GER	1:02.89	2.29	11			Nordica
21	10	501017	MYHRER Andre	1983	SWE	1:02.88	2.28	10			Head
22	15	53889	HIRSCHBUEHL Christian	1990	AUT	1:02.82	2.22	9			Rossignol
-----break-----											
23	1	6190403	NOEL Clement	1997	FRA	1:02.78	2.18	8			Dynastar
24	13	512182	MEILLARD Loic	1996	SUI	1:02.67	2.07	7			Rossignol
25	2	422304	KRISTOFFERSEN Henrik	1994	NOR	1:02.30	1.70	6			Rossignol
26	8	54063	FELLER Manuel	1992	AUT	1:01.98	1.38	5			Atomic
27	5	54170	MATT Michael	1993	AUT	1:01.95	1.35	4			Rossignol
28	6	54320	SCHWARZ Marco	1995	AUT	1:01.82	1.22	3			Atomic
29	4	194364	PINTURAUPT Alexis	1991	FRA	1:01.16	0.56	2			Head
30	3	53831	HIRSCHER Marcel	1989	AUT	1:00.60		1			Atomic
-----break-----											
31	37	512203	NEF Tanguy	1996	SUI	1:05.30	4.70	31			Fischer
32	32	202451	STRASSER Linus	1992	GER	1:05.58	4.98	32			Rossignol
33	54	561296	SPIK Jakob	1994	SLO	1:05.67	5.07	33			Nordica
34	47	481327	TRIKHICHEV Pavel	1992	RUS	1:05.68	5.08	34			Rossignol
35	29	380334	VIDOVIC Matej	1993	CRO	1:05.86	5.26	35			Head

Åre (SWE)

Men's Slalom

SUN 17 FEB 2019

START LIST RUN 2

Start Time : 14:30

Number of Competitors: 57 Number of NSA: 30

Start Order	Bib	FIS Code	Name	Year of Birth	NSA Code	Run 1	Diff.	Rank	Run 2	Total	Ski
36	49	180718	HENTTINEN Jens	1993	FIN	1:05.93	5.33	36			Augment
37	44	700868	FALAT Matej	1993	SVK	1:06.70	6.10	37			Augment
38	55	491876	PUENTE TASIAS Alejandro	1994	ESP	1:07.38	6.78	38			
39	19	561322	HADALIN Stefan	1995	SLO	1:08.08	7.48	39			Rossignol
40	67	550066	ZVEJNIEKS Miks	1995	LAT	1:08.34	7.74	40			
41	82	92721	TODOROV Yoan	1997	BUL	1:08.48	7.88	41			Head
42	66	20378	ESTEVE Axel	1994	AND	1:08.68	8.08	42			Fischer
43	60	221223	MAJOR Billy	1996	GBR	1:08.87	8.27	43			Atomic
44	80	280034	BIRAN Itamar	1998	ISR	1:09.05	8.45	44			
45	77	151060	PAULUS Daniel	1994	CZE	1:09.05	8.45	44			
46	56	221320	VINTER Zak	1998	GBR	1:09.21	8.61	46			
47	64	400301	ROSSUM van Max	1998	NED	1:09.54	8.94	47			
48	76	40612	SCOTT Alec	1997	AUS	1:09.61	9.01	48			
49	83	270061	COMERFORD Cormac	1996	IRL	1:11.98	11.38	49			
50	86	780023	DRUKAROV Andrej	1999	LTU	1:12.88	12.28	50			
51	89	6190671	POETTOZ Michael	1998	COL	1:13.67	13.07	51			
52	31	700830	ZAMPA Adam	1990	SVK	1:14.26	13.66	52			Salomon
53	78	460060	BARBU Alexandru	1987	ROU	1:15.02	14.42	53			
54	96	670080	KUCHIN Zakhar	1997	KAZ	1:16.69	16.09	54			
55	93	800013	TOLA Erjon	1986	ALB	1:16.71	16.11	55			
56	94	160106	KOUYOUMDJIAN Yianno	1997	CYP	1:18.97	18.37	56			
57	100	590038	BRANCAL Ricardo	1996	POR	1:33.06	32.46	57			

Forerunners:

Run 1	F1-ERIKSSON Tim	SWE	F2-PERSSON Andre	SWE	F3-JOHANSSON Filip	SWE
Run 2	F1-ERIKSSON Tim	SWE	F2-PERSSON Andre	SWE	F3-JOHANSSON Filip	SWE



ARE 2019

FIS ALPINE WORLD SKI CHAMPIONSHIPS SWEDEN



SKISTAR FIS ALPINE WORLD SKI CHAMPIONSHIPS 2019



Åre (SWE)

Men's Slalom

SUN 17 FEB 2019

Start Time : 14:30

OFFICIAL RESULTS



Jury

FIS Technical Delegate	OWESEN Svein Erik	NOR
Referee	WALDNER Markus	FIS
Assistant Referee	COUDER Emmanuel	FIS
Chief of Race	LUNMARK Jan Erik	SWE
Start Referee	STENLUND Haakan	SWE
Finish Referee	HOFER Franz	SUI

Technical Data

Course Name	OLYMPIA
Start Altitude	615m
Finish Altitude	396m
Vertical Drop	219m
Homologation Number	12145/11/16

Race Information Run 1

Course setter	PIRCHER Michael	SUI
Gates/Turning Gates	78/76	
Start Time	11:00	

Race Information Run 2

Course setter	DELDIO Simone	FRA
Gates/Turning Gates	77/76	
Start Time	14:30	

Number of Competitors: 171 Number of NSA: 66

F-factor: 730

Rank	Bib	FIS Code	Name	Year of Birth	NSA Code	Run		Total	Diff.	Race Points	Ski
						Run 1 Time Rank	Run 2 Time Rank				
1	3	53831	HIRSCHER Marcel	1989	AUT	1:00.60 (1)	1:05.26 (25)	2:05.86		0.00	Atomic
2	5	54170	MATT Michael	1993	AUT	1:01.95 (4)	1:04.56 (13)	2:06.51	0.65	3.77	Rossignol
3	6	54320	SCHWARZ Marco	1995	AUT	1:01.82 (3)	1:04.80 (19)	2:06.62	0.76	4.41	Atomic
4	4	194364	PINTURAUULT Alexis	1991	FRA	1:01.16 (2)	1:05.63 (26)	2:06.79	0.93	5.39	Head
5	9	511902	ZENHAEUSERN Ramon	1992	SUI	1:02.92 (12)	1:03.90 (5)	2:06.82	0.96	5.57	Rossignol
6	8	54063	FELLER Manuel	1992	AUT	1:01.98 (5)	1:04.92 (21)	2:06.90	1.04	6.03	Atomic
7	1	6190403	NOEL Clement	1997	FRA	1:02.78 (8)	1:04.17 (6)	2:06.95	1.09	6.32	Dynastar
8	2	422304	KRISTOFFERSEN Henrik	1994	NOR	1:02.30 (6)	1:04.68 (16)	2:06.98	1.12	6.50	Rossignol
9	14	220689	RYDING Dave	1986	GBR	1:03.72 (20)	1:03.31 (3)	2:07.03	1.17	6.79	Dynastar
10	18	293797	GROSS Stefano	1986	ITA	1:02.96 (13)	1:04.37 (10)	2:07.33	1.47	8.53	Voelkl
11	15	53889	HIRSCHBUHL Christian	1990	AUT	1:02.82 (9)	1:04.54 (12)	2:07.36	1.50	8.70	Rossignol
12	17	422082	FOSS-SOLEVAAG Sebastian	1991	NOR	1:03.32 (15)	1:04.21 (7)	2:07.53	1.67	9.69	Voelkl
13	10	501017	MYHRER Andre	1983	SWE	1:02.88 (10)	1:04.67 (15)	2:07.55	1.69	9.80	Head
14	13	512182	MEILLARD Loic	1996	SUI	1:02.67 (7)	1:05.13 (23)	2:07.80	1.94	11.25	Rossignol
15	30	480736	KHOROSHILOV Alexander	1984	RUS	1:03.56 (16)	1:04.29 (8)	2:07.85	1.99	11.54	Fischer
16	16	193967	MUFFAT-JEANDET Victor	1989	FRA	1:03.67 (19)	1:04.42 (11)	2:08.09	2.23	12.93	Salomon
17	46	561244	KRANJEC Zan	1992	SLO	1:05.00 (26)	1:03.14 (2)	2:08.14	2.28	13.22	Rossignol
18	12	292491	MOELGG Manfred	1982	ITA	1:03.62 (17)	1:04.63 (14)	2:08.25	2.39	13.86	Fischer
19	34	6293171	VINATZER Alex	1999	ITA	1:05.21 (28)	1:03.10 (1)	2:08.31	2.45	14.21	Nordica
20	28	501111	HARGIN Mattias	1985	SWE	1:04.96 (25)	1:03.43 (4)	2:08.39	2.53	14.67	Head
21	23	380363	KOLEGA Elias	1996	CRO	1:04.07 (22)	1:04.35 (9)	2:08.42	2.56	14.85	Atomic
22	22	293098	RAZZOLI Giuliano	1984	ITA	1:03.25 (14)	1:05.20 (24)	2:08.45	2.59	15.02	Voelkl
23	26	421860	NORDBOTTEN Jonathan	1989	NOR	1:04.62 (24)	1:04.74 (17)	2:09.36	3.50	20.30	Head
24	33	104488	FOURNIER Simon	1997	CAN	1:04.49 (23)	1:04.93 (22)	2:09.42	3.56	20.65	
25	51	202615	TREMMEL Anton	1994	GER	1:05.04 (27)	1:04.74 (17)	2:09.78	3.92	22.74	Nordica
26	45	380335	ZUBCIC Filip	1993	CRO	1:05.24 (30)	1:04.87 (20)	2:10.11	4.25	24.65	Atomic
27	42	491853	del CAMPO Juan	1994	ESP	1:05.23 (29)	1:05.77 (27)	2:11.00	5.14	29.81	Nordica
28	32	202451	STRASSER Linus	1992	GER	1:05.58 (32)	1:06.03 (28)	2:11.61	5.75	33.35	Rossignol
29	37	512203	NEF Tanguy	1996	SUI	1:05.30 (31)	1:06.34 (29)	2:11.64	5.78	33.52	Fischer
30	49	180718	HENTTINEN Jens	1993	FIN	1:05.93 (36)	1:06.53 (30)	2:12.46	6.60	38.28	Augment
31	47	481327	TRIKHICHEV Pavel	1992	RUS	1:05.68 (34)	1:06.83 (31)	2:12.51	6.65	38.57	Rossignol
32	29	380334	VIDOVIC Matej	1993	CRO	1:05.86 (35)	1:07.74 (32)	2:13.60	7.74	44.89	Head
33	54	561296	SPIK Jakob	1994	SLO	1:05.67 (33)	1:09.39 (36)	2:15.06	9.20	53.36	Nordica
34	44	700868	FALAT Matej	1993	SVK	1:06.70 (37)	1:09.02 (35)	2:15.72	9.86	57.19	Augment
35	76	40612	SCOTT Alec	1997	AUS	1:09.61 (48)	1:08.40 (33)	2:18.01	12.15	70.47	
36	64	400301	ROSSUM van Max	1998	NED	1:09.54 (47)	1:08.74 (34)	2:18.28	12.42	72.04	
37	56	221320	VINTER Zak	1998	GBR	1:09.21 (46)	1:10.06 (37)	2:19.27	13.41	77.78	

17-02-2019 / Åre (SWE) / 0135

Page 1/4

Data Processing by LONGINES


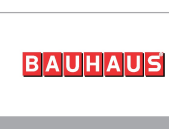
www.fis-ski.com

LONGINES Timing

Generation date : SUN 17 FEB 2019

Time : 16:11

Document: C73C 1.0



Åre (SWE)

Men's Slalom

SUN 17 FEB 2019

Start Time : 14:30

OFFICIAL RESULTS

Number of Competitors: 171 Number of NSA: 66

F-factor: 730

Rank	Bib	FIS Code	Name	Year of Birth	NSA Code	Run 1		Run 2		Total	Diff.	Race Points	Ski
						Time	Rank	Time	Rank				
38	67	550066	ZVEJNIEKS Miks	1995	LAT	1:08.34	(40)	1:11.67	(39)	2:20.01	14.15	82.07	
39	80	280034	BIRAN Itamar	1998	ISR	1:09.05	(44)	1:11.07	(38)	2:20.12	14.26	82.71	
40	25	421669	NESTVOLD-HAUGEN Leif Kristian	1987	NOR	1:03.62	(17)	1:17.40	(45)	2:21.02	15.16	87.93	Rossignol
41	55	491876	PUENTE TASIAS Alejandro	1994	ESP	1:07.38	(38)	1:15.80	(43)	2:23.18	17.32	100.46	
42	83	270061	COMERFORD Cormac	1996	IRL	1:11.98	(49)	1:13.08	(40)	2:25.06	19.20	111.36	
43	86	780023	DRUKAROV Andrej	1999	LTU	1:12.88	(50)	1:13.13	(41)	2:26.01	20.15	116.87	
44	89	6190671	POETTOZ Michael	1998	COL	1:13.67	(51)	1:14.64	(42)	2:28.31	22.45	130.21	
45	78	460060	BARBU Alexandru	1987	ROU	1:15.02	(53)	1:16.48	(44)	2:31.50	25.64	148.71	
46	93	800013	TOLA Erjon	1986	ALB	1:16.71	(55)	1:17.93	(46)	2:34.64	28.78	166.93	
47	94	160106	KOUYOUMDJIAN Yianno	1997	CYP	1:18.97	(56)	1:19.93	(47)	2:38.90	33.04	191.64	
48	100	590038	BRANCAL Ricardo	1996	POR	1:33.06	(57)	1:31.60	(48)	3:04.66	58.80	341.05	

DID NOT QUALIFY FOR FINAL RACE: 37 competitors

49	22	151119	STASZOWSKI Michal	1995	CZE	46.96	(12)	50.43	(29)	1:37.39			
50	21	700901	HYSKA Martin	1994	SVK	47.86	(31)	49.96	(23)	1:37.82			
51	29	30149	SIMARI BIRKNER Cristian Javier	1980	ARG	48.59	(36)	50.79	(33)	1:39.38			
52	30	410364	FEASEY Willis	1992	NZL	48.76	(37)	50.71	(32)	1:39.47			
53	51	170159	VORRE Marcus	1998	DEN	49.15	(41)	50.40	(27)	1:39.55			Atomic
54	55	550078	OPMANIS Elvis	1997	LAT	49.14	(40)	51.39	(36)	1:40.53			
55	44	660021	DANILOCHKIN Yuri	1991	BLR	49.12	(39)	51.83	(39)	1:40.95			Atomic
56	19	710362	LOKMIC Emir	1997	BIH	46.43	(4)	55.88	(57)	1:42.31			
57	50	310439	BLAGOJEVIC Rastko	1999	SRB	50.38	(50)	52.18	(40)	1:42.56			
58	77	750089	DEHARI Dardan	1990	MKD	50.27	(49)	52.60	(41)	1:42.87			
59	73	550099	LOSS Daniels	2000	LAT	50.68	(55)	54.16	(48)	1:44.84			
60	62	250379	HAUKSSON Sigurdur	1996	ISL	51.06	(59)	54.32	(49)	1:45.38			
61	98	942023	TAHIRI Albin	1989	KOS	52.04	(65)	53.99	(47)	1:46.03			
62	82	240154	MAROTY Matyas	2000	HUN	51.13	(61)	55.46	(56)	1:46.59			
63	96	120075	WANG Liwei	1999	CHN	53.03	(74)	55.27	(53)	1:48.30			
64	88	670082	DANOV Sergey	1997	KAZ	53.14	(76)	55.27	(53)	1:48.41			
65	71	230748	ZOGRAFOS-MANOS Emmanouil	2000	GRE	52.59	(69)	55.94	(58)	1:48.53			
66	74	750108	PETKOV Viktor	1999	MKD	52.75	(71)	56.04	(59)	1:48.79			
67	87	660025	CHERTSIN Uladzislau	1998	BLR	53.69	(79)	55.12	(52)	1:48.81			
68	68	230733	MANTSIOS Vasileios	1998	GRE	52.48	(68)	56.55	(62)	1:49.03			
69	89	120065	CONG Liang	1997	CHN	54.37	(82)	55.43	(55)	1:49.80			
70	97	170161	BLAAFALK Bastian	1998	DEN	52.76	(72)	57.48	(66)	1:50.24			
71	106	240124	HEGYI Balazs	1990	HUN	54.56	(83)	57.09	(64)	1:51.65			
72	90	340495	ARNOUK Cesar	2000	LBN	53.91	(81)	57.75	(67)	1:51.66			
73	107	120064	GAO Qun	1996	CHN	55.07	(84)	57.42	(65)	1:52.49			
74	83	160109	KAKKOURAS Giorgos	1998	CYP	55.07	(84)	57.95	(68)	1:53.02			
75	95	740030	GHAZARYAN Arsen	1992	ARM	57.15	(88)	59.03	(69)	1:56.18			
76	100	942041	PUPOVCI Arbi	2000	KOS	59.60	(93)	1:00.68	(70)	2:00.28			
77	104	940001	RANDRIAMIARISOA Andy	1984	MAD	59.06	(92)	1:02.39	(71)	2:01.45			
78	103	340462	KAYROUZ Cyril	1999	LBN	58.93	(91)	1:02.61	(73)	2:01.54			
79	101	620046	KHAN Arif Mohd	1990	IND	1:01.81	(97)	1:04.91	(74)	2:06.72			
80	112	941001	MAEDER Carlos	1978	GHA	1:01.97	(98)	1:05.14	(75)	2:07.11			
81	110	540001	von HOHENLOHE Hubertus	1959	MEX	1:02.86	(99)	1:05.24	(76)	2:08.10			
82	111	800020	BICOKU Marsel	1997	ALB	1:03.74	(100)	1:05.45	(77)	2:09.19			
83	113	961700	AZZAM Suhail	1983	JOR	1:07.92	(103)	1:07.78	(78)	2:15.70			
84	109	340576	SAMAH Georges	2001	LBN	1:06.08	(102)	1:10.05	(79)	2:16.13			
85	121	921000	ROY Jean-Pierre	1963	HAI	1:22.47	(104)	1:25.28	(80)	2:47.75			

DID NOT FINISH RUN 2: 6 competitors

27	201896	STEHLE Dominik	1986	GER									Nordica
60	221223	MAJOR Billy	1996	GBR									Atomic
66	20378	ESTEVE Axel	1994	AND									Fischer

Åre (SWE)


Men's Slalom

SUN 17 FEB 2019

OFFICIAL RESULTS

Start Time : 14:30

Number of Competitors: 171 Number of NSA: 66

F-factor: 730

Rank	Bib	FIS Code	Name	Year of Birth	NSA Code	Run 1	Run 2	Total	Diff.	Race Points	Ski
						Time Rank	Time Rank				
	77	151060	PAULUS Daniel	1994	CZE						
	82	92721	TODOROV Yoan	1997	BUL						Head
	96	670080	KUCHIN Zakhar	1997	KAZ						
DISQUALIFIED RUN 2: 1 competitor											
	11	201702	NEUREUTHER Felix	1984	GER		Gate 48		Rule 629.3		Nordica
DID NOT START RUN 2: 2 competitors											
	19	561322	HADALIN Stefan	1995	SLO						Rossignol
	31	700830	ZAMPA Adam	1990	SVK						Salomon
DID NOT FINISH RUN 1: 41 competitors											
	7	511996	YULE Daniel	1993	SUI						Fischer
	21	92720	POPOV Albert	1997	BUL						Head
	24	380361	RODES Istok	1996	CRO						Atomic
	35	221236	TAYLOR Laurie	1996	GBR						
	36	92719	ZLATKOV Kamen	1997	BUL						Head
	38	502015	JAKOBSEN Kristoffer	1994	SWE						Fischer
	39	103729	READ Erik	1991	CAN						Fischer
	40	103865	PHILP Trevor	1992	CAN						Rossignol
	41	491879	SALARICH Joaquim	1994	ESP						Rossignol
	43	150743	BERNDT Ondrej	1988	CZE						Atomic
	48	180567	RASANEN Joonas	1989	FIN						Augment
	50	150644	KRYZL Krystof	1986	CZE						Fischer
	52	60261	MAES Sam	1998	BEL						Rossignol
	53	502417	JONSSON Carl	2000	SWE						
	57	60160	ALAERTS Kai	1989	BEL						
	58	60236	van den BROECKE Dries	1995	BEL						Augment
	59	410365	BARWOOD Adam	1992	NZL						Voelkl
	61	481103	ANDRIENKO Aleksander	1990	RUS						Rossignol
	62	30388	BIRKNER de MIGUEL Tomas	1997	ARG						
	63	550086	GEDRA Zaks	1998	LAT						
	65	60256	VERBEKE Tom	1997	BEL						
	68	30266	GASTALDI Sebastiano	1991	ARG						
	69	710353	SLJIVIC Marko	1996	BIH						
	70	390044	LAINÉ Tormis	2000	EST						
	71	230651	ANTONIOU Ioannis	1995	GRE						
	72	250353	SNORRASON Sturla Snaer	1994	ISL						
	73	310415	STANISIC Strahinja	1995	SRB						
	74	54106	BREITFUSS KAMMERLANDER Simon	1992	BOL						Voelkl
	75	750088	RISTEVSKI Antonio	1989	MKD						
	79	170151	DYRBYE NAESTED Casper	1996	DEN						
	81	680041	ABRAMASHVILI Iason	1988	GEO						
	84	260180	JAFARI Seyedmorteza	1992	IRI						
	85	360046	OSCH Matthieu	1999	LUX						
	87	310438	SALIHVIC Eldar	1999	MNE						
	88	240149	NAGY Bence	1998	HUN						
	90	690694	KOVBASNYUK Ivan	1993	UKR						
	91	660023	CHERTSIN Daniil	1997	BLR						
	92	210040	TUKHTAEV Komiljon	1997	UZB						
	95	770015	TIMOFEEV Evgeniy	1994	KGZ						
	97	120057	ZHANG Yangming	1994	CHN						
	98	570019	WILSON Connor	1996	RSA						
DISQUALIFIED RUN 1: 1 competitor											
	20	191459	LIZEROUX Julien	1979	FRA		Gate 32		Rule 629.3		Salomon

Åre (SWE)


Men's Slalom

SUN 17 FEB 2019

OFFICIAL RESULTS

Start Time : 14:30

Number of Competitors: 171 Number of NSA: 66

F-factor: 730

Rank	Bib	FIS Code	Name	Year of Birth	NSA Code	Run 1	Run 2	Total	Diff.	Race Points	Ski
						Time Rank	Time Rank				

DID NOT START RUN 1: 1 competitor

99 740039 HARUTYUNYAN Harutyun 2000 ARM

DID NOT FINISH RUN 2: 16 competitors in qualification race

35	221190	NORRIS Kieran	1995	IRL
48	680063	JAPHARIDZE Soso	1996	GEO
53	310440	DJORDJEVIC Mihajlo	1999	SRB
56	250361	AUDUNSSON Kristinn Logi	1995	ISL
57	260097	SAVEH SHEMSHAKI Porya	1987	IRI
58	260111	KIA SHEMSHAKI Behnam	1990	IRI
63	750107	BOZHINOVSKI Luka	1998	MKD
66	680068	JAPARIDZE Besarion	1998	GEO
70	710367	TERZIC Dino	2000	BIH
72	250234	GUDMUNDSSON Gisli Rafn	1986	ISL
81	690737	TSIBELENGO Levko	1996	UKR
99	690732	MARIICHYN Andriy	1995	UKR
102	130040	HO Ping-Jui	1998	TPE
105	770018	GORDEEV Maksim	1995	KGZ
108	770025	PUSHKARNYKH Anton	2000	KGZ
118	770024	IBRAGIMOV Alim	2001	KGZ

DISQUALIFIED RUN 2: 2 competitors in qualification race

40	240142	SZOLLOS Benjamin	1996	ISR		Rule 629.3
69	780020	ALEKSANDRAVICIUS Vilius	1995	LTU	Gate 5	Rule 629.3

DID NOT FINISH RUN 1: 13 competitors in qualification race

31	230728	TZIOVAS Nikolaos	1997	GRE
60	260377	SAVEHSHEMSHAKI Mohammad	1999	IRI
61	310444	MINIC Mateja	2000	SRB
75	710375	DJOKANOVIC Strahinja	2000	BIH
85	590039	ALMEIDA Samuel	1997	POR
91	160112	EPIPHANIOU Andreas	1999	CYP
92	340230	FENIANOS Naim	1992	LBN
93	960300	GOUTT Yohan Goncalves	1994	TLS
94	310388	KOSIC Bojan	1990	MNE
114	790022	AOUICH Yassine	1990	MAR
115	800023	VERIGA Vasil	1998	ALB
117	800026	KACO Mathieu	2000	ALB
119	890009	SHRESTHA Saphal Ram	1998	NEP

DISQUALIFIED RUN 1: 1 competitor in qualification race

41	680047	BENIAIDZE Aleks	1991	GEO	Gate 3	Rule 629.3
----	--------	-----------------	------	-----	--------	------------

DID NOT START RUN 1: 2 competitors in qualification race

79	942037	SHURDHAJ Faton	1997	KOS
120	960801	SKEEN Kasete-Naufahu	1982	TGA

Reason for disqualification:

629.3 does not pass through a gate correctly

Forerunners:

Run 1	F1-ERIKSSON Tim	SWE	F2-PERSSON Andre	SWE	F3-JOHANSSON Filip	SWE
Run 2	F1-ERIKSSON Tim	SWE	F2-PERSSON Andre	SWE	F3-JOHANSSON Filip	SWE

Conditions on course:

Run 1	MOSTLY CLOUDY	Snow: HARD	Temperature - Start: 0°C	Temperature - Finish: -1°C
Run 2	MOSTLY CLOUDY	Snow: HARD	Temperature - Start: -2°C	Temperature - Finish: 1°C

PENALTY CALCULATION

Best 10 at Finish

Rank	Bib	FIS Code	Name	NSA Code	FIS Points	Best 5	Race Points
1	3	53831	HIRSCHER Marcel	AUT	0.00	0.00	0.00
2	5	54170	MATT Michael	AUT	4.06	4.06	3.77
3	6	54320	SCHWARZ Marco	AUT	4.22		
4	4	194364	PINTURAUULT Alexis	FRA	3.58	3.58	5.39
5	9	511902	ZENHAEUSERN Ramon	SUI	4.27		
6	8	54063	FELLER Manuel	AUT	4.46		
7	1	6190403	NOEL Clement	FRA	3.29	3.29	6.32
8	2	422304	KRISTOFFERSEN Henrik	NOR	2.48	2.48	6.50
9	14	220689	RYDING Dave	GBR	4.71		
10	18	293797	GROSS Stefano	ITA	5.36		

Best 5 FIS Points at Start

Rank	Bib	FIS Code	Name	NSA Code	FIS Points
1	3	53831	HIRSCHER Marcel	AUT	0.00
8	2	422304	KRISTOFFERSEN Henrik	NOR	2.48
DNF	7	511996	YULE Daniel	SUI	3.07
7	1	6190403	NOEL Clement	FRA	3.29
4	4	194364	PINTURAUULT Alexis	FRA	3.58

TOTALS:

FIS Points of Best 5 at Start (B)	12.42	
FIS Points of Best at Finish in Top 10 (A)		13.41
Race Points of Corresponding Competitors (C)		21.98
Calculated Penalty (A+B-C):10 =>	0.39	
Rounded	0.39	
Category Adder	0.00	
Correction Value (Z)	0.00	
Calculated Penalty	0.39	
Penalty Applied	0.00	

Legend:

DNF Did not finish



ARE 2019

FIS ALPINE WORLD SKI CHAMPIONSHIPS SWEDEN

SKISTAR

SKISTAR FIS ALPINE WORLD SKI CHAMPIONSHIPS 2019

LONGINES

Åre (SWE)



Men's Slalom

SUN 17 FEB 2019

PERFORMANCE ANALYSIS BY RANK

Start Time : 14:30

Number of Competitors: 48 Number of NSA: 26

Rank	Bib	Name Ski	NSA Code	Pos	Positions			Partials		Difference Time				
					Time	Rank	Pos	Time	Rank					
1	3	HIRSCHER Marcel Atomic	AUT	Run 1:	Int1:	15.63	(1)	I1-I2:	15.07	(2)				
					Int2:	30.70	(1)		I2-I3:	15.10		(2)		
					Int3:	45.80	(1)		I3-Fin:	14.80		(1)		
					Fin:	1:00.60	(1)							
					Run 2:	Int1:	16.31	(10)	I1-I2:	16.45		(23)	0.44	
						Int2:	32.76	(18)		I2-I3:		17.15	(28)	1.10
						Int3:	49.91	(24)		I3-Fin:		15.35	(20)	1.66
						Fin:	1:05.26	(25)						2.16
					Total:	Int1:	1:16.91	(1)					0.00	
						Int2:	1:33.36	(1)					0.00	
						Int3:	1:50.51	(1)					0.00	
						Fin:	2:05.86	(1)					0.00	
					2	5	MATT Michael Rossignol	AUT	Run 1:	Int1:		15.85	(3)	I1-I2:
Int2:	31.23	(5)	I2-I3:	15.57						(4)	0.53			
Int3:	46.80	(5)	I3-Fin:	15.15						(4)	1.00			
Fin:	1:01.95	(4)									1.35			
Run 2:	Int1:	16.32	(11)	I1-I2:						16.05	(8)	0.45		
	Int2:	32.37	(9)							I2-I3:	16.80	(15)	0.71	
	Int3:	49.17	(8)							I3-Fin:	15.39	(22)	0.92	
	Fin:	1:04.56	(13)										1.46	
Total:	Int1:	1:18.27	(4)									1.36		
	Int2:	1:34.32	(3)									0.96		
	Int3:	1:51.12	(2)									0.61		
	Fin:	2:06.51	(2)									0.65		
3	6	SCHWARZ Marco Atomic	AUT	Run 1:						Int1:	15.95	(5)	I1-I2:	15.16
					Int2:	31.11	(4)	I2-I3:	15.66	(8)	0.41			
					Int3:	46.77	(4)	I3-Fin:	15.05	(2)	0.97			
					Fin:	1:01.82	(3)				1.22			
					Run 2:	Int1:	16.44	(13)	I1-I2:	16.22	(16)	0.57		
						Int2:	32.66	(14)		I2-I3:	16.95	(22)	1.00	
						Int3:	49.61	(18)		I3-Fin:	15.19	(16)	1.36	
						Fin:	1:04.80	(19)					1.70	
					Total:	Int1:	1:18.26	(3)				1.35		
						Int2:	1:34.48	(4)				1.12		
						Int3:	1:51.43	(3)				0.92		
						Fin:	2:06.62	(3)				0.76		



Åre (SWE)

Men's Slalom

SUN 17 FEB 2019

Start Time : 14:30

PERFORMANCE ANALYSIS BY RANK

Number of Competitors: 48 Number of NSA: 26

Rank	Bib	Name Ski	NSA Code	Pos	Positions		Partials		Difference Time			
					Time	Rank	Pos	Time		Rank		
4	4	PINTURALT Alexis Head	FRA	Run 1:	Int1:	15.72	(2)	I1-I2:	15.07	(2)	0.09	
					Int2:	30.79	(2)	I2-I3:	15.07	(1)	0.09	
					Int3:	45.86	(2)	I3-Fin:	15.30	(8)	0.06	
					Fin:	1:01.16	(2)				0.56	
					Run 2:	Int1:	16.24	(7)	I1-I2:	16.15	(12)	0.37
						Int2:	32.39	(10)	I2-I3:	18.06	(37)	0.73
						Int3:	50.45	(29)	I3-Fin:	15.18	(14)	2.20
						Fin:	1:05.63	(26)				2.53
					Total:	Int1:	1:17.40	(2)				0.49
						Int2:	1:33.55	(2)				0.19
						Int3:	1:51.61	(4)				1.10
						Fin:	2:06.79	(4)				0.93
					5	9	ZENHAEUSERN Ramon Rossignol	SUI	Run 1:	Int1:	16.03	(10)
Int2:	30.99	(3)	I2-I3:	15.43						(3)	0.29	
Int3:	46.42	(3)	I3-Fin:	16.50						(42)	0.62	
Fin:	1:02.92	(12)									2.32	
Run 2:	Int1:	16.12	(4)	I1-I2:						15.88	(4)	0.25
	Int2:	32.00	(4)	I2-I3:						16.72	(11)	0.34
	Int3:	48.72	(5)	I3-Fin:						15.18	(14)	0.47
	Fin:	1:03.90	(5)									0.80
Total:	Int1:	1:19.04	(8)									2.13
	Int2:	1:34.92	(6)									1.56
	Int3:	1:51.64	(5)									1.13
	Fin:	2:06.82	(5)									0.96
6	8	FELLER Manuel Atomic	AUT	Run 1:						Int1:	15.98	(8)
					Int2:	31.30	(7)	I2-I3:	15.60	(7)	0.60	
					Int3:	46.90	(6)	I3-Fin:	15.08	(3)	1.10	
					Fin:	1:01.98	(5)				1.38	
					Run 2:	Int1:	16.85	(31)	I1-I2:	16.26	(21)	0.98
						Int2:	33.11	(25)	I2-I3:	16.62	(10)	1.45
						Int3:	49.73	(22)	I3-Fin:	15.19	(16)	1.48
						Fin:	1:04.92	(21)				1.82
					Total:	Int1:	1:18.83	(6)				1.92
						Int2:	1:35.09	(6)				1.73
						Int3:	1:51.71	(6)				1.20
						Fin:	2:06.90	(6)				1.04
					7	1	NOEL Clement Dynastar	FRA	Run 1:	Int1:	16.28	(18)
Int2:	31.86	(17)	I2-I3:	15.72						(9)	1.16	
Int3:	47.58	(13)	I3-Fin:	15.20						(5)	1.78	
Fin:	1:02.78	(8)									2.18	
Run 2:	Int1:	16.46	(18)	I1-I2:						16.22	(16)	0.59
	Int2:	32.68	(15)	I2-I3:						16.44	(2)	1.02
	Int3:	49.12	(7)	I3-Fin:						15.05	(8)	0.87
	Fin:	1:04.17	(6)									1.07
Total:	Int1:	1:19.24	(11)									2.33
	Int2:	1:35.46	(12)									2.10
	Int3:	1:51.90	(7)									1.39
	Fin:	2:06.95	(7)									1.09

Åre (SWE)

Men's Slalom

SUN 17 FEB 2019

PERFORMANCE ANALYSIS BY RANK

Start Time : 14:30

Number of Competitors: 48 Number of NSA: 26

Rank	Bib	Name Ski	NSA Code	Pos	Positions		Partials		Difference Time				
					Time	Rank	Pos	Time		Rank			
8	2	KRISTOFFERSEN Henrik Rossignol	NOR	Run 1:	Int1:	15.89	(4)	I1-I2:	15.59	(15)	0.26		
					Int2:	31.48	(10)		I2-I3:	15.57	(4)	0.78	
					Int3:	47.05	(7)		I3-Fin:	15.25	(6)	1.25	
					Fin:	1:02.30	(6)				1.70		
					Run 2:	Int1:	16.44	(13)	I1-I2:	16.09	(11)	0.57	
						Int2:	32.53	(12)		I2-I3:	17.07	(25)	0.87
						Int3:	49.60	(17)		I3-Fin:	15.08	(12)	1.35
						Fin:	1:04.68	(16)				1.58	
					Total:	Int1:	1:18.74	(5)			1.83		
						Int2:	1:34.83	(5)			1.47		
						Int3:	1:51.90	(7)			1.39		
						Fin:	2:06.98	(8)			1.12		
					9	14	RYDING Dave Dynastar	GBR	Run 1:	Int1:	16.13	(14)	I1-I2:
Int2:	31.82	(15)	I2-I3:	16.04						(18)	1.12		
Int3:	47.86	(16)	I3-Fin:	15.86						(26)	2.06		
Fin:	1:03.72	(20)								3.12			
Run 2:	Int1:	15.87	(1)	I1-I2:					15.83	(3)	0.04		
	Int2:	31.70	(2)						I2-I3:	16.55	(4)		
	Int3:	48.25	(1)						I3-Fin:	15.06	(10)	0.21	
	Fin:	1:03.31	(3)										
Total:	Int1:	1:19.59	(13)							2.68			
	Int2:	1:35.42	(11)							2.06			
	Int3:	1:51.97	(10)							1.46			
	Fin:	2:07.03	(9)							1.17			
10	18	GROSS Stefano Voelkl	ITA	Run 1:					Int1:	16.03	(10)	I1-I2:	15.51
					Int2:	31.54	(11)	I2-I3:	15.98	(15)	0.84		
					Int3:	47.52	(12)	I3-Fin:	15.44	(12)	1.72		
					Fin:	1:02.96	(13)			2.36			
				Run 2:	Int1:	16.45	(16)	I1-I2:	15.96	(7)	0.58		
					Int2:	32.41	(11)		I2-I3:	16.90	(20)	0.75	
					Int3:	49.31	(11)		I3-Fin:	15.06	(10)	1.06	
					Fin:	1:04.37	(10)				1.27		
				Total:	Int1:	1:19.41	(12)			2.50			
					Int2:	1:35.37	(10)			2.01			
					Int3:	1:52.27	(12)			1.76			
					Fin:	2:07.33	(10)			1.47			
				11	15	HIRSCHBUEHL Christian Rossignol	AUT	Run 1:	Int1:	16.16	(15)	I1-I2:	15.29
Int2:	31.45	(9)	I2-I3:						15.95	(14)	0.75		
Int3:	47.40	(10)	I3-Fin:						15.42	(11)	1.60		
Fin:	1:02.82	(9)								2.22			
Run 2:	Int1:	16.41	(13)					I1-I2:	15.95	(6)	0.54		
	Int2:	32.36	(8)						I2-I3:	16.75	(12)	0.70	
	Int3:	49.11	(6)						I3-Fin:	15.43	(23)	0.86	
	Fin:	1:04.54	(12)								1.44		
Total:	Int1:	1:19.23	(10)							2.32			
	Int2:	1:35.18	(8)							1.82			
	Int3:	1:51.93	(9)							1.42			
	Fin:	2:07.36	(11)							1.50			

Åre (SWE)
Men's Slalom

SUN 17 FEB 2019

Start Time : 14:30

PERFORMANCE ANALYSIS BY RANK

Number of Competitors: 48 Number of NSA: 26

Rank	Bib	Name Ski	NSA Code	Pos	Positions		Partials		Difference Time		
					Time	Rank	Pos	Time		Rank	
12	17	FOSS-SOLEVAAG Sebastian Voelkl	NOR	Run 1:	Int1:	16.34	(20)	I1-I2:	15.63	(17)	0.71
					Int2:	31.97	(18)	I2-I3:	16.01	(17)	1.27
					Int3:	47.98	(17)	I3-Fin:	15.34	(9)	2.18
					Fin:	1:03.32	(15)				2.72
				Run 2:	Int1:	16.71	(27)	I1-I2:	16.16	(13)	0.84
					Int2:	32.87	(22)	I2-I3:	16.58	(6)	1.21
					Int3:	49.45	(15)	I3-Fin:	14.76	(2)	1.20
					Fin:	1:04.21	(7)				1.11
				Total:	Int1:	1:20.03	(17)				3.12
					Int2:	1:36.19	(15)				2.83
					Int3:	1:52.77	(14)				2.26
					Fin:	2:07.53	(12)				1.67
				13	10	MYHRER Andre Head	SWE	Run 1:	Int1:	15.96	(6)
Int2:	31.55	(12)	I2-I3:						16.07	(19)	0.85
Int3:	47.62	(14)	I3-Fin:						15.26	(7)	1.82
Fin:	1:02.88	(10)									2.28
Run 2:	Int1:	16.26	(7)					I1-I2:	16.07	(9)	0.39
	Int2:	32.33	(7)					I2-I3:	16.90	(20)	0.67
	Int3:	49.23	(10)					I3-Fin:	15.44	(25)	0.98
	Fin:	1:04.67	(15)								1.57
Total:	Int1:	1:19.14	(9)								2.23
	Int2:	1:35.21	(9)								1.85
	Int3:	1:52.11	(11)								1.60
	Fin:	2:07.55	(13)								1.69
14	13	MEILLARD Loic Rossignol	SUI					Run 1:	Int1:	16.04	(12)
				Int2:	31.28	(6)	I2-I3:		15.82	(10)	0.58
				Int3:	47.10	(8)	I3-Fin:		15.57	(14)	1.30
				Fin:	1:02.67	(7)					2.07
				Run 2:	Int1:	16.23	(6)	I1-I2:	16.59	(27)	0.36
					Int2:	32.82	(21)	I2-I3:	16.85	(16)	1.16
					Int3:	49.67	(20)	I3-Fin:	15.46	(26)	1.42
					Fin:	1:05.13	(23)				2.03
				Total:	Int1:	1:18.90	(7)				1.99
					Int2:	1:35.49	(13)				2.13
					Int3:	1:52.34	(13)				1.83
					Fin:	2:07.80	(14)				1.94
				15	30	KHOROSHILOV Alexander Fischer	RUS	Run 1:	Int1:	16.29	(19)
Int2:	32.06	(19)	I2-I3:						16.09	(21)	1.36
Int3:	48.15	(20)	I3-Fin:						15.41	(10)	2.35
Fin:	1:03.56	(16)									2.96
Run 2:	Int1:	16.49	(19)					I1-I2:	16.24	(19)	0.62
	Int2:	32.73	(16)					I2-I3:	16.58	(6)	1.07
	Int3:	49.31	(11)					I3-Fin:	14.98	(7)	1.06
	Fin:	1:04.29	(8)								1.19
Total:	Int1:	1:20.05	(18)								3.14
	Int2:	1:36.29	(17)								2.93
	Int3:	1:52.87	(16)								2.36
	Fin:	2:07.85	(15)								1.99

Åre (SWE)

Men's Slalom

SUN 17 FEB 2019

Start Time : 14:30

PERFORMANCE ANALYSIS BY RANK

Number of Competitors: 48 Number of NSA: 26

Rank	Bib	Name Ski	NSA Code	Pos	Positions			Partials		Difference Time					
					Time	Rank	Pos	Time	Rank						
16	16	MUFFAT-JEANDET Victor Salomon	FRA	Run 1:	Int1:	15.98	(8)	I1-I2:	15.73	(21)	0.35				
					Int2:	31.71	(14)					I2-I3:	16.31	(24)	1.01
					Int3:	48.02	(19)					I3-Fin:	15.65	(17)	2.22
					Fin:	1:03.67	(19)								3.07
				Run 2:	Int1:	16.27	(9)	I1-I2:	16.46	(24)	0.40				
					Int2:	32.73	(16)					I2-I3:	16.61	(9)	1.07
					Int3:	49.34	(13)					I3-Fin:	15.08	(12)	1.09
					Fin:	1:04.42	(11)								1.32
				Total:	Int1:	1:19.94	(16)	3.03							
					Int2:	1:36.40	(18)		3.04						
					Int3:	1:53.01	(17)		2.50						
					Fin:	2:08.09	(16)		2.23						
				17	46	KRANJEC Zan Rossignol	SLO	Run 1:	Int1:	16.86	(33)	I1-I2:	15.80	(24)	1.23
Int2:	32.66	(25)	I2-I3:						16.32	(25)	1.96				
Int3:	48.98	(25)	I3-Fin:						16.02	(32)	3.18				
Fin:	1:05.00	(26)									4.40				
Run 2:	Int1:	16.35	(12)					I1-I2:	15.80	(2)	0.48				
	Int2:	32.15	(5)									I2-I3:	16.30	(1)	0.49
	Int3:	48.45	(3)									I3-Fin:	14.69	(1)	0.20
	Fin:	1:03.14	(2)												0.04
Total:	Int1:	1:21.35	(25)					4.44							
	Int2:	1:37.15	(22)						3.79						
	Int3:	1:53.45	(20)						2.94						
	Fin:	2:08.14	(17)						2.28						
18	12	MOELGG Manfred Fischer	ITA					Run 1:	Int1:	16.07	(13)	I1-I2:	15.78	(23)	0.44
				Int2:	31.85	(16)	I2-I3:		15.91	(13)	1.15				
				Int3:	47.76	(15)	I3-Fin:		15.86	(26)	1.96				
				Fin:	1:03.62	(17)					3.02				
				Run 2:	Int1:	16.17	(5)	I1-I2:	16.08	(10)	0.30				
					Int2:	32.25	(6)					I2-I3:	16.95	(22)	0.59
					Int3:	49.20	(9)					I3-Fin:	15.43	(23)	0.95
					Fin:	1:04.63	(14)								1.53
				Total:	Int1:	1:19.79	(14)	2.88							
					Int2:	1:35.87	(14)		2.51						
					Int3:	1:52.82	(15)		2.31						
					Fin:	2:08.25	(18)		2.39						
				19	34	VINATZER Alex Nordica	ITA	Run 1:	Int1:	16.68	(27)	I1-I2:	16.15	(33)	1.05
Int2:	32.83	(30)	I2-I3:						16.64	(33)	2.13				
Int3:	49.47	(29)	I3-Fin:						15.74	(23)	3.67				
Fin:	1:05.21	(28)									4.61				
Run 2:	Int1:	15.97	(2)					I1-I2:	15.69	(1)	0.10				
	Int2:	31.66	(1)									I2-I3:	16.59	(8)	
	Int3:	48.25	(1)									I3-Fin:	14.85	(3)	
	Fin:	1:03.10	(1)												
Total:	Int1:	1:21.18	(23)					4.27							
	Int2:	1:36.87	(20)						3.51						
	Int3:	1:53.46	(22)						2.95						
	Fin:	2:08.31	(19)						2.45						

Åre (SWE)

Men's Slalom

SUN 17 FEB 2019

PERFORMANCE ANALYSIS BY RANK

Start Time : 14:30

Number of Competitors: 48 Number of NSA: 26

Rank	Bib	Name Ski	NSA Code	Pos	Positions			Partials		Difference Time			
					Time	Rank	Pos	Time	Rank				
20	28	HARGIN Mattias Head	SWE	Run 1:	Int1:	16.62	(25)	I1-I2:	15.68	(18)	0.99		
					Int2:	32.30	(23)		I2-I3:	16.53	(28)	1.60	
					Int3:	48.83	(24)		I3-Fin:	16.13	(34)	3.03	
					Fin:	1:04.96	(25)				4.36		
					Run 2:	Int1:	16.07	(3)	I1-I2:	15.91	(5)	0.20	
						Int2:	31.98	(3)		I2-I3:	16.50	(3)	0.32
						Int3:	48.48	(4)		I3-Fin:	14.95	(5)	0.23
						Fin:	1:03.43	(4)				0.33	
					Total:	Int1:	1:21.03	(21)			4.12		
						Int2:	1:36.94	(21)			3.58		
						Int3:	1:53.44	(19)			2.93		
						Fin:	2:08.39	(20)			2.53		
					21	23	KOLEGA Elias Atomic	CRO	Run 1:	Int1:	16.42	(21)	I1-I2:
Int2:	32.26	(22)	I2-I3:	16.08						(20)	1.56		
Int3:	48.34	(22)	I3-Fin:	15.73						(22)	2.54		
Fin:	1:04.07	(22)								3.47			
Run 2:	Int1:	16.45	(16)	I1-I2:						16.16	(13)	0.58	
	Int2:	32.61	(13)							I2-I3:	16.77	(14)	0.95
	Int3:	49.38	(14)							I3-Fin:	14.97	(6)	1.13
	Fin:	1:04.35	(9)									1.25	
Total:	Int1:	1:20.52	(20)								3.61		
	Int2:	1:36.68	(19)								3.32		
	Int3:	1:53.45	(20)								2.94		
	Fin:	2:08.42	(21)								2.56		
22	22	RAZZOLI Giuliano Voelkl	ITA	Run 1:						Int1:	15.96	(6)	I1-I2:
					Int2:	31.44	(8)	I2-I3:	15.99	(16)	0.74		
					Int3:	47.43	(11)	I3-Fin:	15.82	(25)	1.63		
					Fin:	1:03.25	(14)			2.65			
					Run 2:	Int1:	16.63	(25)	I1-I2:	16.35	(22)	0.76	
						Int2:	32.98	(23)		I2-I3:	16.85	(16)	1.32
						Int3:	49.83	(23)		I3-Fin:	15.37	(21)	1.58
						Fin:	1:05.20	(24)				2.10	
					Total:	Int1:	1:19.88	(15)			2.97		
						Int2:	1:36.23	(16)			2.87		
						Int3:	1:53.08	(18)			2.57		
						Fin:	2:08.45	(22)			2.59		
					23	26	NORDBOTTEN Jonathan Head	NOR	Run 1:	Int1:	16.97	(37)	I1-I2:
Int2:	32.95	(33)	I2-I3:	16.11						(22)	2.25		
Int3:	49.06	(26)	I3-Fin:	15.56						(13)	3.26		
Fin:	1:04.62	(24)								4.02			
Run 2:	Int1:	16.66	(26)	I1-I2:						16.48	(25)	0.79	
	Int2:	33.14	(26)							I2-I3:	16.55	(4)	1.48
	Int3:	49.69	(21)							I3-Fin:	15.05	(8)	1.44
	Fin:	1:04.74	(17)									1.64	
Total:	Int1:	1:21.28	(24)								4.37		
	Int2:	1:37.76	(24)								4.40		
	Int3:	1:54.31	(24)								3.80		
	Fin:	2:09.36	(23)								3.50		

Åre (SWE)

Men's Slalom

SUN 17 FEB 2019

PERFORMANCE ANALYSIS BY RANK

Start Time : 14:30

Number of Competitors: 48 Number of NSA: 26

Rank	Bib	Name Ski	NSA Code	Pos	Positions		Partials		Difference Time						
					Time	Rank	Pos	Time		Rank					
24	33	FOURNIER Simon	CAN	Run 1:	Int1:	16.24	(16)	I1-I2:	15.99	(29)	0.61				
					Int2:	32.23	(21)		I2-I3:	16.54	(30)	1.53			
					Int3:	48.77	(23)		I3-Fin:	15.72	(21)	2.97			
					Fin:	1:04.49	(23)						3.89		
				Run 2:	Int1:	16.56	(21)	I1-I2:	16.22	(16)	0.69				
					Int2:	32.78	(19)					I2-I3:	16.85	(16)	1.12
					Int3:	49.63	(19)								
					Fin:	1:04.93	(22)					1.83			
				Total:	Int1:	1:21.05	(22)	4.14							
					Int2:	1:37.27	(23)		3.91						
					Int3:	1:54.12	(23)		3.61						
					Fin:	2:09.42	(24)		3.56						
				25	51	TREMEL Anton Nordica	GER	Run 1:	Int1:	16.73	(30)	I1-I2:	15.93	(26)	1.10
Int2:	32.66	(25)	I2-I3:						16.44	(26)	1.96				
Int3:	49.10	(27)													
Fin:	1:05.04	(27)	4.44												
Run 2:	Int1:	16.60	(23)					I1-I2:	16.20	(15)	0.73				
	Int2:	32.80	(20)									I2-I3:	16.75	(12)	1.14
	Int3:	49.55	(16)												
	Fin:	1:04.74	(17)									1.64			
Total:	Int1:	1:21.64	(26)					4.73							
	Int2:	1:37.84	(25)						4.48						
	Int3:	1:54.59	(25)						4.08						
	Fin:	2:09.78	(25)						3.92						
26	45	ZUBCIC Filip Atomic	CRO					Run 1:	Int1:	16.65	(26)	I1-I2:	16.11	(32)	1.02
				Int2:	32.76	(27)	I2-I3:		16.53	(28)	2.06				
				Int3:	49.29	(28)									
				Fin:	1:05.24	(30)	4.64								
				Run 2:	Int1:	16.86	(32)	I1-I2:	16.24	(19)	0.99				
					Int2:	33.10	(24)					I2-I3:	16.89	(19)	1.44
					Int3:	49.99	(25)								
					Fin:	1:04.87	(20)					1.77			
				Total:	Int1:	1:22.10	(29)	5.19							
					Int2:	1:38.34	(26)		4.98						
					Int3:	1:55.23	(26)		4.72						
					Fin:	2:10.11	(26)		4.25						
				27	42	del CAMPO Juan Nordica	ESP	Run 1:	Int1:	16.77	(32)	I1-I2:	16.03	(30)	1.14
Int2:	32.80	(28)	I2-I3:						16.67	(34)	2.10				
Int3:	49.47	(29)													
Fin:	1:05.23	(29)	4.63												
Run 2:	Int1:	16.57	(22)					I1-I2:	16.60	(29)	0.70				
	Int2:	33.17	(27)									I2-I3:	17.06	(24)	1.51
	Int3:	50.23	(26)												
	Fin:	1:05.77	(27)									2.67			
Total:	Int1:	1:21.80	(27)					4.89							
	Int2:	1:38.40	(27)						5.04						
	Int3:	1:55.46	(27)						4.95						
	Fin:	2:11.00	(27)						5.14						

Åre (SWE)

Men's Slalom

SUN 17 FEB 2019

Start Time : 14:30

PERFORMANCE ANALYSIS BY RANK

Number of Competitors: 48 Number of NSA: 26

Rank	Bib	Name Ski	NSA Code	Pos	Positions			Partials		Difference Time			
					Time	Rank	Pos	Time	Rank				
28	32	STRASSER Linus Rossignol	GER	Run 1:	Int1:	16.60	(24)	I1-I2:	16.22	(34)	0.97		
					Int2:	32.82	(29)		I2-I3:	16.69	(35)	2.12	
					Int3:	49.51	(31)		I3-Fin:	16.07	(33)	3.71	
					Fin:	1:05.58	(32)						4.98
					Run 2:	Int1:	16.61	(24)	I1-I2:	16.67	(30)	0.74	
						Int2:	33.28	(29)					I2-I3:
						Int3:	50.39	(27)	I3-Fin:	15.64	(30)	2.14	
						Fin:	1:06.03	(28)					2.93
					Total:	Int1:	1:22.19	(30)					5.28
						Int2:	1:38.86	(29)					5.50
						Int3:	1:55.97	(28)					5.46
						Fin:	2:11.61	(28)					5.75
					29	37	NEF Tanguy Fischer	SUI	Run 1:	Int1:	16.92	(35)	I1-I2:
Int2:	32.90	(31)	I2-I3:	16.74						(36)	2.20		
Int3:	49.64	(34)	I3-Fin:	15.66						(18)	3.84		
Fin:	1:05.30	(31)										4.70	
Run 2:	Int1:	16.79	(29)	I1-I2:						16.59	(27)	0.92	
	Int2:	33.38	(30)										I2-I3:
	Int3:	50.73	(30)	I3-Fin:						15.61	(29)	2.48	
	Fin:	1:06.34	(29)										3.24
Total:	Int1:	1:22.09	(28)									5.18	
	Int2:	1:38.68	(28)									5.32	
	Int3:	1:56.03	(29)									5.52	
	Fin:	2:11.64	(29)									5.78	
30	49	HENTTINEN Jens Augment	FIN	Run 1:						Int1:	16.93	(36)	I1-I2:
					Int2:	33.01	(34)	I2-I3:	16.57	(31)	2.31		
					Int3:	49.58	(33)	I3-Fin:	16.35	(37)	3.78		
					Fin:	1:05.93	(36)					5.33	
					Run 2:	Int1:	16.75	(28)	I1-I2:	16.51	(26)	0.88	
						Int2:	33.26	(28)					I2-I3:
						Int3:	50.41	(28)	I3-Fin:	16.12	(34)	2.16	
						Fin:	1:06.53	(30)					3.43
					Total:	Int1:	1:22.68	(33)					5.77
						Int2:	1:39.19	(30)					5.83
						Int3:	1:56.34	(30)					5.83
						Fin:	2:12.46	(30)					6.60
					31	47	TRIKHICHEV Pavel Rossignol	RUS	Run 1:	Int1:	17.18	(42)	I1-I2:
Int2:	33.49	(37)	I2-I3:	16.59						(32)	2.79		
Int3:	50.08	(36)	I3-Fin:	15.60						(15)	4.28		
Fin:	1:05.68	(34)										5.08	
Run 2:	Int1:	16.86	(32)	I1-I2:						16.90	(32)	0.99	
	Int2:	33.76	(32)										I2-I3:
	Int3:	51.06	(31)	I3-Fin:						15.77	(31)	2.81	
	Fin:	1:06.83	(31)										3.73
Total:	Int1:	1:22.54	(32)									5.63	
	Int2:	1:39.44	(32)									6.08	
	Int3:	1:56.74	(31)									6.23	
	Fin:	2:12.51	(31)									6.65	

Åre (SWE)

Men's Slalom

SUN 17 FEB 2019

PERFORMANCE ANALYSIS BY RANK

Start Time : 14:30

Number of Competitors: 48 Number of NSA: 26

Rank	Bib	Name Ski	NSA Code	Pos	Positions			Partials		Difference Time			
					Time	Rank	Pos	Time	Rank				
32	29	VIDOVIC Matej Head	CRO	Run 1:	Int1:	16.74	(31)	I1-I2:	16.29	(36)	1.11		
					Int2:	33.03	(35)		I2-I3:	16.51	(27)	2.33	
					Int3:	49.54	(32)		I3-Fin:	16.32	(36)	3.74	
					Fin:	1:05.86	(35)						5.26
					Run 2:	Int1:	17.06	(35)	I1-I2:	17.01	(34)	1.19	
						Int2:	34.07	(33)					I2-I3:
						Int3:	51.76	(32)	I3-Fin:	15.98	(33)	3.51	
						Fin:	1:07.74	(32)					4.64
					Total:	Int1:	1:22.92	(34)					6.01
						Int2:	1:39.93	(33)					6.57
						Int3:	1:57.62	(32)					7.11
						Fin:	2:13.60	(32)					7.74
					33	54	SPIK Jakob Nordica	SLO	Run 1:	Int1:	16.70	(28)	I1-I2:
Int2:	32.92	(32)	I2-I3:	16.76						(37)	2.22		
Int3:	49.68	(35)	I3-Fin:	15.99						(31)	3.88		
Fin:	1:05.67	(33)										5.07	
Run 2:	Int1:	16.84	(30)	I1-I2:						16.70	(31)	0.97	
	Int2:	33.54	(31)										I2-I3:
	Int3:	53.45	(38)	I3-Fin:						15.94	(32)	5.20	
	Fin:	1:09.39	(36)										6.29
Total:	Int1:	1:22.51	(31)									5.60	
	Int2:	1:39.21	(31)									5.85	
	Int3:	1:59.12	(33)									8.61	
	Fin:	2:15.06	(33)									9.20	
34	44	FALAT Matej Augment	SVK	Run 1:						Int1:	16.82	(33)	I1-I2:
					Int2:	33.41	(36)	I2-I3:	17.12	(39)	2.71		
					Int3:	50.53	(37)	I3-Fin:	16.17	(35)	4.73		
					Fin:	1:06.70	(37)					6.10	
					Run 2:	Int1:	17.28	(36)	I1-I2:	17.13	(35)	1.41	
						Int2:	34.41	(34)					I2-I3:
						Int3:	52.49	(35)	I3-Fin:	16.53	(37)	4.24	
						Fin:	1:09.02	(35)					5.92
					Total:	Int1:	1:23.98	(35)					7.07
						Int2:	1:41.11	(34)					7.75
						Int3:	1:59.19	(34)					8.68
						Fin:	2:15.72	(34)					9.86
					35	76	SCOTT Alec	AUS	Run 1:	Int1:	17.56	(46)	I1-I2:
Int2:	34.80	(47)	I2-I3:	18.04						(47)	4.10		
Int3:	52.84	(48)	I3-Fin:	16.77						(44)	7.04		
Fin:	1:09.61	(48)										9.01	
Run 2:	Int1:	17.28	(36)	I1-I2:						17.13	(35)	1.41	
	Int2:	34.41	(34)										I2-I3:
	Int3:	52.28	(33)	I3-Fin:						16.12	(34)	4.03	
	Fin:	1:08.40	(33)										5.30
Total:	Int1:	1:26.89	(39)									9.98	
	Int2:	1:44.02	(36)									10.66	
	Int3:	2:01.89	(36)									11.38	
	Fin:	2:18.01	(35)									12.15	

PERFORMANCE ANALYSIS BY RANK

Number of Competitors: 48 Number of NSA: 26

Rank	Bib	Name Ski	NSA Code	Pos	Positions			Partials		Difference Time						
					Time	Rank	Pos	Time	Rank							
36	64	ROSSUM van Max	NED	Run 1:	Int1:	17.26	(44)	I1-I2:	16.61	(39)	1.63					
					Int2:	33.87	(40)		I2-I3:	18.30	(49)	3.17				
					Int3:	52.17	(43)		I3-Fin:	17.37	(50)	6.37				
					Fin:	1:09.54	(47)						8.94			
					Run 2:	Int1:	17.04	(34)	I1-I2:	17.46	(39)	1.17				
						Int2:	34.50	(36)					I2-I3:	17.98	(36)	2.84
						Int3:	52.48	(34)								
						Fin:	1:08.74	(34)					5.64			
					Total:	Int1:	1:26.58	(37)				9.67				
						Int2:	1:44.04	(37)					10.68			
						Int3:	2:02.02	(37)						11.51		
						Fin:	2:18.28	(36)					12.42			
					37	56	VINTER Zak	GBR	Run 1:	Int1:	17.62	(47)	I1-I2:	17.08	(44)	1.99
Int2:	34.70	(45)	I2-I3:	17.51						(43)	4.00					
Int3:	52.21	(44)										I3-Fin:				
Fin:	1:09.21	(46)	8.61													
Run 2:	Int1:	17.86	(41)	I1-I2:						17.26	(37)	1.99				
	Int2:	35.12	(38)										I2-I3:	17.91	(35)	3.46
	Int3:	53.03	(36)													
	Fin:	1:10.06	(37)										6.96			
Total:	Int1:	1:27.07	(40)									10.16				
	Int2:	1:44.33	(38)										10.97			
	Int3:	2:02.24	(38)											11.73		
	Fin:	2:19.27	(37)										13.41			
38	67	ZVEJNIEKS Miks	LAT	Run 1:						Int1:	17.15	(41)	I1-I2:	17.09	(46)	1.52
					Int2:	34.24	(42)	I2-I3:	17.62	(45)	3.54					
					Int3:	51.86	(42)					I3-Fin:				
					Fin:	1:08.34	(40)	7.74								
					Run 2:	Int1:	17.44	(38)	I1-I2:	17.40	(38)	1.57				
						Int2:	34.84	(37)					I2-I3:	18.25	(39)	3.18
						Int3:	53.09	(37)								
						Fin:	1:11.67	(39)					8.57			
					Total:	Int1:	1:25.78	(36)				8.87				
						Int2:	1:43.18	(35)					9.82			
						Int3:	2:01.43	(35)						10.92		
						Fin:	2:20.01	(38)					14.15			
					39	80	BIRAN Itamar	ISR	Run 1:	Int1:	17.67	(48)	I1-I2:	17.08	(44)	2.04
Int2:	34.75	(46)	I2-I3:	17.57						(44)	4.05					
Int3:	52.32	(46)										I3-Fin:				
Fin:	1:09.05	(44)	8.45													
Run 2:	Int1:	17.78	(39)	I1-I2:						17.83	(40)	1.91				
	Int2:	35.61	(39)										I2-I3:	18.62	(40)	3.95
	Int3:	54.23	(39)													
	Fin:	1:11.07	(38)										7.97			
Total:	Int1:	1:26.83	(38)									9.92				
	Int2:	1:44.66	(39)										11.30			
	Int3:	2:03.28	(39)											12.77		
	Fin:	2:20.12	(39)										14.26			

PERFORMANCE ANALYSIS BY RANK

Number of Competitors: 48 Number of NSA: 26

Rank	Bib	Name Ski	NSA Code	Pos	Positions			Partials		Difference Time		
					Time	Rank	Pos	Time	Rank			
40	25	NESTVOLD-HAUGEN Leif Kristian Rossignol	NOR	Run 1:	Int1:	16.59	(23)	I1-I2:	15.56	(13)	0.96	
					Int2:	32.15	(20)		I2-I3:	15.83	(12)	1.45
					Int3:	47.98	(17)		I3-Fin:	15.64	(16)	2.18
					Fin:	1:03.62	(17)					3.02
				Run 2:	Int1:	16.53	(20)	I1-I2:	28.26	(48)	0.66	
					Int2:	44.79	(47)		I2-I3:	17.08	(26)	13.13
					Int3:	1:01.87	(47)		I3-Fin:	15.53	(27)	13.62
					Fin:	1:17.40	(45)					14.30
				Total:	Int1:	1:20.15	(19)				3.24	
					Int2:	1:48.41	(41)				15.05	
					Int3:	2:05.49	(40)				14.98	
					Fin:	2:21.02	(40)				15.16	
				41	55	PUENTE TASIAS Alejandro	ESP	Run 1:	Int1:	17.03	(38)	I1-I2:
Int2:	33.80	(39)	I2-I3:						17.10	(38)	3.10	
Int3:	50.90	(38)	I3-Fin:						16.48	(40)	5.10	
Fin:	1:07.38	(38)									6.78	
Run 2:	Int1:	24.62	(48)					I1-I2:	16.96	(33)	8.75	
	Int2:	41.58	(46)						I2-I3:	17.58	(32)	9.92
	Int3:	59.16	(44)						I3-Fin:	16.64	(38)	10.91
	Fin:	1:15.80	(43)									12.70
Total:	Int1:	1:32.00	(44)								15.09	
	Int2:	1:48.96	(42)								15.60	
	Int3:	2:06.54	(41)								16.03	
	Fin:	2:23.18	(41)								17.32	
42	83	COMERFORD Cormac	IRL					Run 1:	Int1:	18.15	(49)	I1-I2:
				Int2:	35.72	(48)	I2-I3:		18.79	(50)	5.02	
				Int3:	54.51	(49)	I3-Fin:		17.47	(51)	8.71	
				Fin:	1:11.98	(49)					11.38	
				Run 2:	Int1:	17.79	(40)	I1-I2:	17.89	(41)	1.92	
					Int2:	35.68	(40)		I2-I3:	19.94	(44)	4.02
					Int3:	55.62	(40)		I3-Fin:	17.46	(42)	7.37
					Fin:	1:13.08	(40)					9.98
				Total:	Int1:	1:29.77	(41)				12.86	
					Int2:	1:47.66	(40)				14.30	
					Int3:	2:07.60	(42)				17.09	
					Fin:	2:25.06	(42)				19.20	
				43	86	DRUKAROV Andrej	LTU	Run 1:	Int1:	18.37	(51)	I1-I2:
Int2:	36.27	(50)	I2-I3:						19.39	(53)	5.57	
Int3:	55.66	(51)	I3-Fin:						17.22	(48)	9.86	
Fin:	1:12.88	(50)									12.28	
Run 2:	Int1:	18.08	(43)					I1-I2:	18.67	(43)	2.21	
	Int2:	36.75	(42)						I2-I3:	19.24	(41)	5.09
	Int3:	55.99	(41)						I3-Fin:	17.14	(41)	7.74
	Fin:	1:13.13	(41)									10.03
Total:	Int1:	1:30.96	(42)								14.05	
	Int2:	1:49.63	(43)								16.27	
	Int3:	2:08.87	(43)								18.36	
	Fin:	2:26.01	(43)								20.15	

PERFORMANCE ANALYSIS BY RANK

Number of Competitors: 48 Number of NSA: 26

Rank	Bib	Name Ski	NSA Code	Pos	Positions		Partials		Difference Time		
					Time	Rank	Pos	Time		Rank	
44	89	POETTOZ Michael	COL	Run 1:	Int1:	18.16	(50)	I1-I2:	18.12	(51)	2.53
					Int2:	36.28	(51)	I2-I3:	18.94	(51)	5.58
					Int3:	55.22	(50)	I3-Fin:	18.45	(53)	9.42
					Fin:	1:13.67	(51)				13.07
				Run 2:	Int1:	17.86	(41)	I1-I2:	18.66	(42)	1.99
					Int2:	36.52	(41)	I2-I3:	19.85	(42)	4.86
					Int3:	56.37	(42)	I3-Fin:	18.27	(44)	8.12
					Fin:	1:14.64	(42)				11.54
				Total:	Int1:	1:31.53	(43)				14.62
					Int2:	1:50.19	(44)				16.83
					Int3:	2:10.04	(44)				19.53
					Fin:	2:28.31	(44)				22.45
				45	78	BARBU Alexandru	ROU	Run 1:	Int1:	18.82	(52)
Int2:	37.36	(52)	I2-I3:						19.65	(54)	6.66
Int3:	57.01	(52)	I3-Fin:						18.01	(52)	11.21
Fin:	1:15.02	(53)									14.42
Run 2:	Int1:	18.64	(44)					I1-I2:	19.21	(44)	2.77
	Int2:	37.85	(43)					I2-I3:	20.40	(45)	6.19
	Int3:	58.25	(43)					I3-Fin:	18.23	(43)	10.00
	Fin:	1:16.48	(44)								13.38
Total:	Int1:	1:33.66	(45)								16.75
	Int2:	1:52.87	(45)								19.51
	Int3:	2:13.27	(45)								22.76
	Fin:	2:31.50	(45)								25.64
46	93	TOLA Erjon	ALB					Run 1:	Int1:	19.45	(53)
				Int2:	38.11	(53)	I2-I3:		19.77	(55)	7.41
				Int3:	57.88	(54)	I3-Fin:		18.83	(55)	12.08
				Fin:	1:16.71	(55)					16.11
				Run 2:	Int1:	19.15	(45)	I1-I2:	19.70	(45)	3.28
					Int2:	38.85	(44)	I2-I3:	20.60	(46)	7.19
					Int3:	59.45	(45)	I3-Fin:	18.48	(45)	11.20
					Fin:	1:17.93	(46)				14.83
				Total:	Int1:	1:35.86	(46)				18.95
					Int2:	1:55.56	(46)				22.20
					Int3:	2:16.16	(46)				25.65
					Fin:	2:34.64	(46)				28.78
				47	94	KOUYOUMDJIAN Yianno	CYP	Run 1:	Int1:	20.00	(55)
Int2:	39.53	(55)	I2-I3:						20.66	(56)	8.83
Int3:	1:00.19	(56)	I3-Fin:						18.78	(54)	14.39
Fin:	1:18.97	(56)									18.37
Run 2:	Int1:	19.89	(46)					I1-I2:	20.03	(46)	4.02
	Int2:	39.92	(45)					I2-I3:	21.10	(47)	8.26
	Int3:	1:01.02	(46)					I3-Fin:	18.91	(47)	12.77
	Fin:	1:19.93	(47)								16.83
Total:	Int1:	1:38.86	(47)								21.95
	Int2:	1:58.89	(47)								25.53
	Int3:	2:19.99	(47)								29.48
	Fin:	2:38.90	(47)								33.04

PERFORMANCE ANALYSIS BY RANK

Number of Competitors: 48 Number of NSA: 26

Rank	Bib	Name Ski	NSA Code	Pos	Positions			Partials		Difference			
					Time	Rank	Pos	Time	Rank	Time			
48	100	BRANCAL Ricardo	POR	Run 1:	Int1:	23.09	(57)	I1-I2:	23.95	(57)	7.46		
					Int2:	47.04	(57)		I2-I3:	24.06	(57)	16.34	
					Int3:	1:11.10	(57)		I3-Fin:	21.96	(57)	25.30	
					Fin:	1:33.06	(57)					32.46	
					Run 2:	Int1:	22.51	(47)	I1-I2:	23.28	(47)	6.64	
						Int2:	45.79	(48)		I2-I3:	24.49	(48)	14.13
						Int3:	1:10.28	(48)		I3-Fin:	21.32	(48)	22.03
						Fin:	1:31.60	(48)					28.50
					Total:	Int1:	1:55.57	(48)				38.66	
						Int2:	2:18.85	(48)				45.49	
						Int3:	2:43.34	(48)				52.83	
						Fin:	3:04.66	(48)				58.80	

Intermediate Time Positions : Int. 1 = Inter1 Int. 2 = Inter2 Int. 3 = Inter3

Legend:				
Fin	Finish	Int	Intermediate	Pos. Intermediate or speed position





ARE 2019

FIS ALPINE WORLD SKI CHAMPIONSHIPS SWEDEN



SKISTAR FIS ALPINE WORLD SKI CHAMPIONSHIPS 2019



Åre (SWE)



Men's Slalom

SUN 17 FEB 2019

Start Time : 14:30

PERFORMANCE ANALYSIS BY BIB

Number of Competitors: 100 Number of NSA: 53

Bib	Name Ski	NSA Code	Pos	Positions			Partials		Difference Time										
				Time	Rank	Pos	Time	Rank											
1	NOEL Clement Dynastar	FRA	Run 1:	Int1:	16.28	(20)	I1-I2:	15.58	(15)	0.65									
				Int2:	31.86	(18)					I2-I3:	15.72	(10)	1.16					
				Int3:	47.58	(14)					I3-Fin:	15.20	(5)	1.78					
				Fin:	1:02.78	(8)								2.18					
				Run 2:	Int1:	16.46					(20)	I1-I2:	16.22	(17)	0.59				
					Int2:	32.68					(16)					I2-I3:	16.44	(2)	1.02
					Int3:	49.12					(8)					I3-Fin:	15.05	(8)	0.87
					Fin:	1:04.17					(6)								1.07
				Total:	Int1:	1:19.24					(12)				2.33				
					Int2:	1:35.46					(13)				2.10				
					Int3:	1:51.90					(8)				1.39				
					Fin:	2:06.95					(7)				1.09				
				2	KRISTOFFERSEN Henrik Rossignol	NOR					Run 1:	Int1:	15.89	(5)	I1-I2:	15.59	(16)	0.26	
												Int2:	31.48	(11)					I2-I3:
Int3:	47.05	(8)	I3-Fin:				15.25	(6)	1.25										
Fin:	1:02.30	(6)							1.70										
Run 2:	Int1:	16.44	(15)				I1-I2:	16.09	(12)	0.57									
	Int2:	32.53	(13)									I2-I3:	17.07	(26)					0.87
	Int3:	49.60	(18)									I3-Fin:	15.08	(12)					1.35
	Fin:	1:04.68	(16)																1.58
Total:	Int1:	1:18.74	(5)							1.83									
	Int2:	1:34.83	(5)							1.47									
	Int3:	1:51.90	(8)							1.39									
	Fin:	2:06.98	(8)							1.12									
3	HIRSCHER Marcel Atomic	AUT	Run 1:				Int1:	15.63	(1)	I1-I2:		15.07	(3)						
							Int2:	30.70	(1)										I2-I3:
				Int3:	45.80	(1)	I3-Fin:	14.80	(1)										
				Fin:	1:00.60	(1)													
				Run 2:	Int1:	16.31	(11)	I1-I2:	16.45		(24)				0.44				
					Int2:	32.76	(19)									I2-I3:	17.15	(29)	1.10
					Int3:	49.91	(25)									I3-Fin:	15.35	(20)	1.66
					Fin:	1:05.26	(25)												2.16
				Total:	Int1:	1:16.91	(1)								0.00				
					Int2:	1:33.36	(1)								0.00				
					Int3:	1:50.51	(1)								0.00				
					Fin:	2:05.86	(1)								0.00				



Åre (SWE)

Men's Slalom

SUN 17 FEB 2019

PERFORMANCE ANALYSIS BY BIB

Start Time : 14:30

Number of Competitors: 100 Number of NSA: 53

Bib	Name Ski	NSA Code	Pos	Positions			Partials		Difference Time							
				Time	Rank	Pos	Time	Rank								
4	PINTURAUPT Alexis Head	FRA	Run 1:	Int1:	15.72	(2)	I1-I2:	15.07	(3)	0.09						
				Int2:	30.79	(2)					I2-I3:	15.07	(1)	0.09		
				Int3:	45.86	(2)					I3-Fin:	15.30	(8)	0.06		
				Fin:	1:01.16	(2)								0.56		
			Run 2:	Int1:	16.24	(7)	I1-I2:	16.15	(13)	16.15	(13)	0.37				
				Int2:	32.39	(11)							I2-I3:	18.06	(38)	0.73
				Int3:	50.45	(30)							I3-Fin:	15.18	(14)	2.20
				Fin:	1:05.63	(26)										2.53
			Total:	Int1:	1:17.40	(2)						0.49				
				Int2:	1:33.55	(2)						0.19				
				Int3:	1:51.61	(4)						1.10				
				Fin:	2:06.79	(4)						0.93				
			5	MATT Michael Rossignol	AUT	Run 1:	Int1:	15.85	(3)	I1-I2:	15.38	(11)	0.22			
Int2:	31.23	(6)					I2-I3:	15.57	(5)					0.53		
Int3:	46.80	(6)					I3-Fin:	15.15	(4)					1.00		
Fin:	1:01.95	(4)												1.35		
Run 2:	Int1:	16.32				(12)	I1-I2:	16.05	(9)	16.05	(9)	0.45				
	Int2:	32.37				(10)							I2-I3:	16.80	(16)	0.71
	Int3:	49.17				(9)							I3-Fin:	15.39	(22)	0.92
	Fin:	1:04.56				(13)										1.46
Total:	Int1:	1:18.27				(4)						1.36				
	Int2:	1:34.32				(3)						0.96				
	Int3:	1:51.12				(2)						0.61				
	Fin:	2:06.51				(2)						0.65				
6	SCHWARZ Marco Atomic	AUT				Run 1:	Int1:	15.95	(6)	I1-I2:	15.16	(6)	0.32			
			Int2:	31.11	(5)		I2-I3:	15.66	(9)					0.41		
			Int3:	46.77	(5)		I3-Fin:	15.05	(2)					0.97		
			Fin:	1:01.82	(3)									1.22		
			Run 2:	Int1:	16.44	(15)	I1-I2:	16.22	(17)	16.22	(17)	0.57				
				Int2:	32.66	(15)							I2-I3:	16.95	(23)	1.00
				Int3:	49.61	(19)							I3-Fin:	15.19	(16)	1.36
				Fin:	1:04.80	(19)										1.70
			Total:	Int1:	1:18.26	(3)						1.35				
				Int2:	1:34.48	(4)						1.12				
				Int3:	1:51.43	(3)						0.92				
				Fin:	2:06.62	(3)						0.76				
			7	YULE Daniel Fischer	SUI	Run 1:	Int1:	15.86	(4)	I1-I2:	14.95	(1)	0.23			
Int2:	30.81	(3)					I2-I3:	15.27	(3)					0.11		
Int3:	46.08	(3)					I3-Fin:							0.28		
Fin:	DNF															
Total:	DNF															
8	FELLER Manuel Atomic	AUT	Run 1:	Int1:	15.98	(9)	I1-I2:	15.32	(9)	0.35						
				Int2:	31.30	(8)					I2-I3:	15.60	(8)	0.60		
				Int3:	46.90	(7)					I3-Fin:	15.08	(3)	1.10		
				Fin:	1:01.98	(5)								1.38		
			Run 2:	Int1:	16.85	(33)	I1-I2:	16.26	(22)	16.26	(22)	0.98				
				Int2:	33.11	(26)							I2-I3:	16.62	(10)	1.45
				Int3:	49.73	(23)							I3-Fin:	15.19	(16)	1.48
				Fin:	1:04.92	(21)										1.82
			Total:	Int1:	1:18.83	(6)						1.92				
				Int2:	1:35.09	(7)						1.73				
				Int3:	1:51.71	(6)						1.20				
				Fin:	2:06.90	(6)						1.04				

Åre (SWE)


Men's Slalom

SUN 17 FEB 2019

PERFORMANCE ANALYSIS BY BIB

Start Time : 14:30

Number of Competitors: 100 Number of NSA: 53

Bib	Name Ski	NSA Code	Pos	Positions			Partials		Difference Time					
				Time	Rank	Pos	Time	Rank						
9	ZENHAEUSERN Ramon Rossignol	SUI	Run 1:	Int1:	16.03	(11)	I1-I2:	14.96	(2)	0.40				
				Int2:	30.99	(4)		I2-I3:	15.43	(4)	0.29			
				Int3:	46.42	(4)		I3-Fin:	16.50	(42)	0.62			
				Fin:	1:02.92	(12)						2.32		
			Run 2:	Int1:	16.12	(4)	I1-I2:	15.88	(4)	0.25				
				Int2:	32.00	(4)					I2-I3:	16.72	(12)	0.34
				Int3:	48.72	(5)								
				Fin:	1:03.90	(5)					0.80			
			Total:	Int1:	1:19.04	(8)	2.13							
				Int2:	1:34.92	(6)		1.56						
				Int3:	1:51.64	(5)		1.13						
				Fin:	2:06.82	(5)		0.96						
			10	MYHRER Andre Head	SWE	Run 1:	Int1:	15.96	(7)	I1-I2:	15.59	(16)	0.33	
Int2:	31.55	(13)					I2-I3:	16.07	(20)					1.82
Int3:	47.62	(15)												
Fin:	1:02.88	(10)					0.39							
Run 2:	Int1:	16.26				(8)	I1-I2:	16.07	(10)	0.67				
	Int2:	32.33				(8)					I2-I3:	16.90	(21)	0.98
	Int3:	49.23				(11)								
	Fin:	1:04.67				(15)					2.23			
Total:	Int1:	1:19.14				(9)	1.85							
	Int2:	1:35.21				(10)		1.60						
	Int3:	1:52.11				(12)		1.69						
	Fin:	2:07.55				(13)		1.69						
11	NEUREUTHER Felix Nordica	GER				Run 1:	Int1:	16.24	(17)	I1-I2:	15.36	(10)	0.61	
			Int2:	31.60	(14)		I2-I3:	15.59	(7)					1.39
			Int3:	47.19	(10)									
			Fin:	1:02.89	(11)		0.39							
			Run 2:	Int1:	16.26	(8)	I1-I2:	15.94	(6)	0.54				
				Int2:	32.20	(6)					I2-I3:	16.66	(11)	0.61
				Int3:	48.86	(6)								
				Fin:	DSQ						0.86			
			Total:	Int1:	1:19.15	(10)	2.24							
				Int2:	1:35.09	(7)		1.73						
				Int3:	1:51.75	(7)		1.24						
				Fin:	2:06.85									
			12	MOELGG Manfred Fischer	ITA	Run 1:	Int1:	16.07	(14)	I1-I2:	15.78	(25)	0.44	
Int2:	31.85	(17)					I2-I3:	15.91	(14)					1.15
Int3:	47.76	(16)												
Fin:	1:03.62	(17)					3.02							
Run 2:	Int1:	16.17				(5)	I1-I2:	16.08	(11)	0.59				
	Int2:	32.25				(7)					I2-I3:	16.95	(23)	0.95
	Int3:	49.20				(10)								
	Fin:	1:04.63				(14)					2.88			
Total:	Int1:	1:19.79				(15)	2.51							
	Int2:	1:35.87				(15)		2.31						
	Int3:	1:52.82				(16)		2.39						
	Fin:	2:08.25				(18)								

Åre (SWE)

Men's Slalom

SUN 17 FEB 2019

Start Time : 14:30

PERFORMANCE ANALYSIS BY BIB

Number of Competitors: 100 Number of NSA: 53

Bib	Name Ski	NSA Code	Pos	Positions			Partials		Difference Time		
				Time	Rank	Pos	Time	Rank			
13	MEILLARD Loic Rossignol	SUI	Run 1:	Int1:	16.04	(13)	I1-I2:	15.24	(7)	0.41	
				Int2:	31.28	(7)		I2-I3:	15.82	(11)	0.58
				Int3:	47.10	(9)		I3-Fin:	15.57	(14)	1.30
				Fin:	1:02.67	(7)				2.07	
			Run 2:	Int1:	16.23	(6)	I1-I2:	16.59	(28)	0.36	
				Int2:	32.82	(22)		I2-I3:	16.85	(17)	1.16
				Int3:	49.67	(21)		I3-Fin:	15.46	(26)	1.42
				Fin:	1:05.13	(23)				2.03	
			Total:	Int1:	1:18.90	(7)			1.99		
				Int2:	1:35.49	(14)			2.13		
				Int3:	1:52.34	(14)			1.83		
				Fin:	2:07.80	(14)			1.94		
			14	RYDING Dave Dynastar	GBR	Run 1:	Int1:	16.13	(15)	I1-I2:	15.69
Int2:	31.82	(16)					I2-I3:	16.04	(19)		1.12
Int3:	47.86	(17)					I3-Fin:	15.86	(26)		2.06
Fin:	1:03.72	(20)							3.12		
Run 2:	Int1:	15.87				(1)	I1-I2:	15.83	(3)	0.04	
	Int2:	31.70				(2)		I2-I3:	16.55	(4)	
	Int3:	48.25				(1)		I3-Fin:	15.06	(10)	0.21
	Fin:	1:03.31				(3)					
Total:	Int1:	1:19.59				(14)			2.68		
	Int2:	1:35.42				(12)			2.06		
	Int3:	1:51.97				(11)			1.46		
	Fin:	2:07.03				(9)			1.17		
15	HIRSCHBUEHL Christian Rossignol	AUT				Run 1:	Int1:	16.16	(16)	I1-I2:	15.29
			Int2:	31.45	(10)		I2-I3:	15.95	(15)		0.75
			Int3:	47.40	(11)		I3-Fin:	15.42	(11)		1.60
			Fin:	1:02.82	(9)				2.22		
			Run 2:	Int1:	16.41	(14)	I1-I2:	15.95	(7)	0.54	
				Int2:	32.36	(9)		I2-I3:	16.75	(13)	0.70
				Int3:	49.11	(7)		I3-Fin:	15.43	(23)	0.86
				Fin:	1:04.54	(12)				1.44	
			Total:	Int1:	1:19.23	(11)			2.32		
				Int2:	1:35.18	(9)			1.82		
				Int3:	1:51.93	(10)			1.42		
				Fin:	2:07.36	(11)			1.50		
			16	MUFFAT-JEANDET Victor Salomon	FRA	Run 1:	Int1:	15.98	(9)	I1-I2:	15.73
Int2:	31.71	(15)					I2-I3:	16.31	(27)		1.01
Int3:	48.02	(20)					I3-Fin:	15.65	(17)		2.22
Fin:	1:03.67	(19)							3.07		
Run 2:	Int1:	16.27				(10)	I1-I2:	16.46	(25)	0.40	
	Int2:	32.73				(17)		I2-I3:	16.61	(9)	1.07
	Int3:	49.34				(14)		I3-Fin:	15.08	(12)	1.09
	Fin:	1:04.42				(11)				1.32	
Total:	Int1:	1:19.94				(17)			3.03		
	Int2:	1:36.40				(19)			3.04		
	Int3:	1:53.01				(18)			2.50		
	Fin:	2:08.09				(16)			2.23		

Åre (SWE)


Men's Slalom

SUN 17 FEB 2019

PERFORMANCE ANALYSIS BY BIB

Start Time : 14:30

Number of Competitors: 100 Number of NSA: 53

Bib	Name Ski	NSA Code	Pos	Positions			Partials		Difference Time					
				Time	Rank	Pos	Time	Rank						
17	FOSS-SOLEVAAG Sebastian Voelkl	NOR	Run 1:	Int1:	16.34	(22)	I1-I2:	15.63	(18)	0.71				
				Int2:	31.97	(19)					I2-I3:	16.01	(18)	1.27
				Int3:	47.98	(18)					I3-Fin:	15.34	(9)	2.18
				Fin:	1:03.32	(15)								2.72
			Run 2:	Int1:	16.71	(29)	I1-I2:	16.16	(14)	0.84				
				Int2:	32.87	(23)					I2-I3:	16.58	(6)	1.21
				Int3:	49.45	(16)					I3-Fin:	14.76	(2)	1.20
				Fin:	1:04.21	(7)								1.11
			Total:	Int1:	1:20.03	(18)	3.12							
				Int2:	1:36.19	(16)		2.83						
				Int3:	1:52.77	(15)		2.26						
				Fin:	2:07.53	(12)		1.67						
			18	GROSS Stefano Voelkl	ITA	Run 1:	Int1:	16.03	(11)	I1-I2:	15.51	(13)	0.40	
Int2:	31.54	(12)					I2-I3:	15.98	(16)					0.84
Int3:	47.52	(13)					I3-Fin:	15.44	(12)					1.72
Fin:	1:02.96	(13)												2.36
Run 2:	Int1:	16.45				(18)	I1-I2:	15.96	(8)	0.58				
	Int2:	32.41				(12)					I2-I3:	16.90	(21)	0.75
	Int3:	49.31				(12)					I3-Fin:	15.06	(10)	1.06
	Fin:	1:04.37				(10)								1.27
Total:	Int1:	1:19.41				(13)	2.50							
	Int2:	1:35.37				(11)		2.01						
	Int3:	1:52.27				(13)		1.76						
	Fin:	2:07.33				(10)		1.47						
19	HADALIN Stefan Rossignol	SLO				Run 1:	Int1:	20.89	(87)	I1-I2:	15.08	(5)	5.26	
			Int2:	35.97	(65)		I2-I3:	16.24	(25)					5.27
			Int3:	52.21	(49)		I3-Fin:	15.87	(28)					6.41
			Fin:	1:08.08	(39)									7.48
			Run 2:	Int1:			I1-I2:							
				Int2:							I2-I3:			
				Int3:							I3-Fin:			
				Fin:	DNS									
			Total:	Int1:										
				Int2:										
				Int3:										
				Fin:										
			20	LIZEROUX Julien Salomon	FRA	Run 1:	Int1:	16.52	(26)	I1-I2:	16.05	(35)	0.89	
Int2:	32.57	(29)					I2-I3:	16.29	(26)					1.87
Int3:	48.86	(28)					I3-Fin:							3.06
Fin:	DSQ													
Total:	Int1:	DSQ												
	Int2:													
21	POPOV Albert Head	BUL	Run 1:	Int1:	16.46	(25)	I1-I2:	15.74	(23)	0.83				
				Int2:	32.20	(22)					I2-I3:	16.07	(20)	1.50
				Int3:	48.27	(23)					I3-Fin:			2.47
				Fin:	DNF									
			Total:	Int1:	DNF									
				Int2:										

Number of Competitors: 100 Number of NSA: 53

Bib	Name Ski	NSA Code	Pos	Positions			Partials		Difference Time					
				Time	Rank	Pos	Time	Rank						
22	RAZZOLI Giuliano Voelkl	ITA	Run 1:	Int1:	15.96	(7)	I1-I2:	15.48	(12)	0.33				
				Int2:	31.44	(9)					I2-I3:	15.99	(17)	0.74
				Int3:	47.43	(12)					I3-Fin:	15.82	(25)	1.63
				Fin:	1:03.25	(14)								2.65
			Run 2:	Int1:	16.63	(27)	I1-I2:	16.35	(23)	0.76				
				Int2:	32.98	(24)					I2-I3:	16.85	(17)	1.32
				Int3:	49.83	(24)					I3-Fin:	15.37	(21)	1.58
				Fin:	1:05.20	(24)								2.10
			Total:	Int1:	1:19.88	(16)	2.97							
				Int2:	1:36.23	(17)		2.87						
				Int3:	1:53.08	(19)		2.57						
				Fin:	2:08.45	(22)		2.59						
			23	KOLEGA Elias Atomic	CRO	Run 1:	Int1:	16.42	(23)	I1-I2:	15.84	(27)	0.79	
Int2:	32.26	(25)					I2-I3:	16.08	(22)					1.56
Int3:	48.34	(24)					I3-Fin:	15.73	(22)					2.54
Fin:	1:04.07	(22)												3.47
Run 2:	Int1:	16.45				(18)	I1-I2:	16.16	(14)	0.58				
	Int2:	32.61				(14)					I2-I3:	16.77	(15)	0.95
	Int3:	49.38				(15)					I3-Fin:	14.97	(6)	1.13
	Fin:	1:04.35				(9)								1.25
Total:	Int1:	1:20.52				(22)	3.61							
	Int2:	1:36.68				(20)		3.32						
	Int3:	1:53.45				(21)		2.94						
	Fin:	2:08.42				(21)		2.56						
24	RODES Istok Atomic	CRO				Run 1:	Int1:	16.74	(36)	I1-I2:			1.11	
			Int2:				I2-I3:							
			Int3:				I3-Fin:							
			Fin:	DNF										
			Total:			DNF								
25	NESTVOLD-HAUGEN Leif Kristian Rossignol	NOR	Run 1:	Int1:	16.59	(28)	I1-I2:	15.56	(14)	0.96				
				Int2:	32.15	(21)					I2-I3:	15.83	(13)	1.45
				Int3:	47.98	(18)					I3-Fin:	15.64	(16)	2.18
				Fin:	1:03.62	(17)								3.02
			Run 2:	Int1:	16.53	(22)	I1-I2:	28.26	(52)	0.66				
				Int2:	44.79	(51)					I2-I3:	17.08	(27)	13.13
				Int3:	1:01.87	(48)					I3-Fin:	15.53	(27)	13.62
				Fin:	1:17.40	(45)								14.30
			Total:	Int1:	1:20.15	(20)	3.24							
				Int2:	1:48.41	(44)		15.05						
				Int3:	2:05.49	(41)		14.98						
				Fin:	2:21.02	(40)		15.16						
			26	NORDBOTTEN Jonathan Head	NOR	Run 1:	Int1:	16.97	(49)	I1-I2:	15.98	(30)	1.34	
Int2:	32.95	(38)					I2-I3:	16.11	(24)					2.25
Int3:	49.06	(31)					I3-Fin:	15.56	(13)					3.26
Fin:	1:04.62	(24)												4.02
Run 2:	Int1:	16.66				(28)	I1-I2:	16.48	(26)	0.79				
	Int2:	33.14				(27)					I2-I3:	16.55	(4)	1.48
	Int3:	49.69				(22)					I3-Fin:	15.05	(8)	1.44
	Fin:	1:04.74				(17)								1.64
Total:	Int1:	1:21.28				(26)	4.37							
	Int2:	1:37.76				(25)		4.40						
	Int3:	1:54.31				(25)		3.80						
	Fin:	2:09.36				(23)		3.50						

Åre (SWE)


Men's Slalom

SUN 17 FEB 2019

PERFORMANCE ANALYSIS BY BIB

Start Time : 14:30

Number of Competitors: 100 Number of NSA: 53

Bib	Name Ski	NSA Code	Pos	Positions			Partials		Difference Time							
				Time	Rank	Pos	Time	Rank								
27	STEHLE Dominik Nordica	GER	Run 1:	Int1:	16.71	(34)	I1-I2:	15.70	(21)	1.08						
				Int2:	32.41	(28)					I2-I3:	15.82	(11)	1.71		
				Int3:	48.23	(22)					I3-Fin:	15.68	(19)	2.43		
				Fin:	1:03.91	(21)								3.31		
			Run 2:	Int1:	16.44	(15)	I1-I2:					0.57				
				Int2:									I2-I3:			
				Int3:									I3-Fin:			
				Fin:	DNF											
			Total:	Int1:	1:20.35	(21)					3.44					
				Int2:												
Int3:																
Fin:																
28	HARGIN Mattias Head	SWE	Run 1:	Int1:	16.62	(30)	I1-I2:	15.68	(19)	0.99						
				Int2:	32.30	(27)					I2-I3:	16.53	(32)	1.60		
				Int3:	48.83	(27)					I3-Fin:	16.13	(34)	3.03		
				Fin:	1:04.96	(25)								4.36		
			Run 2:	Int1:	16.07	(3)	I1-I2:	15.91	(5)			0.20				
				Int2:	31.98	(3)							I2-I3:	16.50	(3)	0.32
				Int3:	48.48	(4)							I3-Fin:	14.95	(5)	0.23
				Fin:	1:03.43	(4)										0.33
			Total:	Int1:	1:21.03	(23)					4.12					
				Int2:	1:36.94	(22)					3.58					
Int3:	1:53.44	(20)						2.93								
Fin:	2:08.39	(20)						2.53								
29	VIDOVIC Matej Head	CRO	Run 1:	Int1:	16.74	(36)	I1-I2:	16.29	(43)	1.11						
				Int2:	33.03	(41)					I2-I3:	16.51	(31)	2.33		
				Int3:	49.54	(37)					I3-Fin:	16.32	(36)	3.74		
				Fin:	1:05.86	(35)								5.26		
			Run 2:	Int1:	17.06	(38)	I1-I2:	17.01	(36)			1.19				
				Int2:	34.07	(35)							I2-I3:	17.69	(34)	2.41
				Int3:	51.76	(33)							I3-Fin:	15.98	(33)	3.51
				Fin:	1:07.74	(32)										4.64
			Total:	Int1:	1:22.92	(36)					6.01					
				Int2:	1:39.93	(34)					6.57					
Int3:	1:57.62	(33)						7.11								
Fin:	2:13.60	(32)						7.74								
30	KHOROSHILOV Alexander Fischer	RUS	Run 1:	Int1:	16.29	(21)	I1-I2:	15.77	(24)	0.66						
				Int2:	32.06	(20)					I2-I3:	16.09	(23)	1.36		
				Int3:	48.15	(21)					I3-Fin:	15.41	(10)	2.35		
				Fin:	1:03.56	(16)								2.96		
			Run 2:	Int1:	16.49	(21)	I1-I2:	16.24	(20)			0.62				
				Int2:	32.73	(17)							I2-I3:	16.58	(6)	1.07
				Int3:	49.31	(12)							I3-Fin:	14.98	(7)	1.06
				Fin:	1:04.29	(8)										1.19
			Total:	Int1:	1:20.05	(19)					3.14					
				Int2:	1:36.29	(18)					2.93					
Int3:	1:52.87	(17)						2.36								
Fin:	2:07.85	(15)						1.99								

Åre (SWE)


Men's Slalom

SUN 17 FEB 2019

PERFORMANCE ANALYSIS BY BIB

Start Time : 14:30

Number of Competitors: 100 Number of NSA: 53

Bib	Name Ski	NSA Code	Pos	Positions		Partials		Difference Time			
				Time	Rank	Time	Rank				
31	ZAMPA Adam Salomon	SVK	Run 1:	Int1:	16.54	(27)	I1-I2:	23.91	(75)	0.91	
				Int2:	40.45	(75)		I2-I3:	17.46	(45)	9.75
				Int3:	57.91	(61)		I3-Fin:	16.35	(37)	12.11
				Fin:	1:14.26	(52)				13.66	
			Run 2:	Int1:		I1-I2:					
				Int2:			I2-I3:				
				Int3:			I3-Fin:				
				Fin:	DNS						
			Total:	Int1:							
				Int2:							
				Int3:							
				Fin:							
			32	STRASSER Linus Rossignol	GER	Run 1:	Int1:	16.60	(29)	I1-I2:	16.22
Int2:	32.82	(34)					I2-I3:	16.69	(39)		2.12
Int3:	49.51	(36)					I3-Fin:	16.07	(33)		3.71
Fin:	1:05.58	(32)							4.98		
Run 2:	Int1:	16.61				(26)	I1-I2:	16.67	(31)	0.74	
	Int2:	33.28				(30)		I2-I3:	17.11	(28)	1.62
	Int3:	50.39				(28)		I3-Fin:	15.64	(30)	2.14
	Fin:	1:06.03				(28)				2.93	
Total:	Int1:	1:22.19				(32)			5.28		
	Int2:	1:38.86				(30)			5.50		
	Int3:	1:55.97				(29)			5.46		
	Fin:	2:11.61				(28)			5.75		
33	FOURNIER Simon	CAN				Run 1:	Int1:	16.24	(17)	I1-I2:	15.99
			Int2:	32.23	(23)		I2-I3:	16.54	(34)		1.53
			Int3:	48.77	(26)		I3-Fin:	15.72	(21)		2.97
			Fin:	1:04.49	(23)				3.89		
			Run 2:	Int1:	16.56	(23)	I1-I2:	16.22	(17)	0.69	
				Int2:	32.78	(20)		I2-I3:	16.85	(17)	1.12
				Int3:	49.63	(20)		I3-Fin:	15.30	(19)	1.38
				Fin:	1:04.93	(22)				1.83	
			Total:	Int1:	1:21.05	(24)			4.14		
				Int2:	1:37.27	(24)			3.91		
				Int3:	1:54.12	(24)			3.61		
				Fin:	2:09.42	(24)			3.56		
			34	VINATZER Alex Nordica	ITA	Run 1:	Int1:	16.68	(32)	I1-I2:	16.15
Int2:	32.83	(35)					I2-I3:	16.64	(37)		2.13
Int3:	49.47	(34)					I3-Fin:	15.74	(23)		3.67
Fin:	1:05.21	(28)							4.61		
Run 2:	Int1:	15.97				(2)	I1-I2:	15.69	(1)	0.10	
	Int2:	31.66				(1)		I2-I3:	16.59	(8)	
	Int3:	48.25				(1)		I3-Fin:	14.85	(3)	
	Fin:	1:03.10				(1)					
Total:	Int1:	1:21.18				(25)			4.27		
	Int2:	1:36.87				(21)			3.51		
	Int3:	1:53.46				(23)			2.95		
	Fin:	2:08.31				(19)			2.45		
35	TAYLOR Laurie	GBR				Run 1:	Int1:	16.43	(24)	I1-I2:	15.84
			Int2:	32.27	(26)		I2-I3:	16.72	(40)		1.57
			Int3:	48.99	(30)		I3-Fin:				3.19
			Fin:	DNF							
			Total:	Int1:							
				Fin:	DNF						

Åre (SWE)

Men's Slalom

SUN 17 FEB 2019

Start Time : 14:30

PERFORMANCE ANALYSIS BY BIB

Number of Competitors: 100 Number of NSA: 53

Bib	Name Ski	NSA Code	Pos	Positions			Partials		Difference Time					
				Time	Rank	Pos	Time	Rank						
36	ZLATKOV Kamen Head	BUL	Run 1:	Int1:	16.86	(41)	I1-I2:	16.29	(43)	1.23				
				Int2:	33.15	(43)					I2-I3:	2.45		
				Int3:							I3-Fin:			
				Fin:	DNF									
			Total:		DNF									
37	NEF Tanguy Fischer	SUI	Run 1:	Int1:	16.92	(46)	I1-I2:	15.98	(30)	1.29				
				Int2:	32.90	(36)					I2-I3:	16.74	(41)	2.20
				Int3:	49.64	(39)					I3-Fin:	15.66	(18)	3.84
				Fin:	1:05.30	(31)								4.70
			Run 2:	Int1:	16.79	(31)					I1-I2:	16.59	(28)	0.92
				Int2:	33.38	(31)	I2-I3:	17.35	(32)	1.72				
				Int3:	50.73	(31)	I3-Fin:	15.61	(29)	2.48				
				Fin:	1:06.34	(29)				3.24				
			Total:	Int1:	1:22.09	(30)				5.18				
				Int2:	1:38.68	(29)				5.32				
	Int3:	1:56.03	(30)				5.52							
	Fin:	2:11.64	(29)				5.78							
38	JAKOBSEN Kristoffer Fischer	SWE	Run 1:	Int1:	16.89	(45)	I1-I2:	16.34	(46)	1.26				
				Int2:	33.23	(44)					I2-I3:	2.53		
				Int3:							I3-Fin:			
				Fin:	DNF									
			Total:		DNF									
39	READ Erik Fischer	CAN	Run 1:	Int1:			I1-I2:							
				Int2:				I2-I3:						
				Int3:				I3-Fin:						
				Fin:	DNF									
			Total:		DNF									
40	PHILP Trevor Rossignol	CAN	Run 1:	Int1:	16.25	(19)	I1-I2:	16.00	(33)	0.62				
				Int2:	32.25	(24)					I2-I3:	16.31	(27)	1.55
				Int3:	48.56	(25)					I3-Fin:		2.76	
				Fin:	DNF									
			Total:		DNF									
41	SALARICH Joaquim Rossignol	ESP	Run 1:	Int1:			I1-I2:							
				Int2:				I2-I3:						
				Int3:				I3-Fin:						
				Fin:	DNF									
			Total:		DNF									
42	del CAMPO Juan Nordica	ESP	Run 1:	Int1:	16.77	(39)	I1-I2:	16.03	(34)	1.14				
				Int2:	32.80	(33)					I2-I3:	16.67	(38)	2.10
				Int3:	49.47	(34)					I3-Fin:	15.76	(24)	3.67
				Fin:	1:05.23	(29)								4.63
			Run 2:	Int1:	16.57	(24)					I1-I2:	16.60	(30)	0.70
				Int2:	33.17	(28)	I2-I3:	17.06	(25)	1.51				
				Int3:	50.23	(27)	I3-Fin:	15.54	(28)	1.98				
				Fin:	1:05.77	(27)				2.67				
			Total:	Int1:	1:21.80	(29)				4.89				
				Int2:	1:38.40	(28)				5.04				
	Int3:	1:55.46	(28)				4.95							
	Fin:	2:11.00	(27)				5.14							

Åre (SWE)


Men's Slalom

SUN 17 FEB 2019

PERFORMANCE ANALYSIS BY BIB

Start Time : 14:30

Number of Competitors: 100 Number of NSA: 53

Bib	Name Ski	NSA Code	Pos	Positions			Partials		Difference Time			
				Time	Rank	Pos	Time	Rank				
43	BERNDT Ondrej Atomic	CZE	Run 1:	Int1:	17.01	(51)	I1-I2:	16.08	(36)	1.38		
				Int2:	33.09	(42)					I2-I3:	2.39
				Int3:							I3-Fin:	
				Fin:	DNF							
				Total:	DNF							
44	FALAT Matej Augment	SVK	Run 1:	Int1:	16.82	(40)	I1-I2:	16.59	(48)	1.19		
				Int2:	33.41	(45)					I2-I3:	2.71
				Int3:	50.53	(42)					I3-Fin:	4.73
				Fin:	1:06.70	(37)		6.10				
				Run 2:	Int1:	17.28	(39)	I1-I2:	17.13	(37)	1.41	
				Int2:	34.41	(36)	I2-I3:					2.75
				Int3:	52.49	(36)	I3-Fin:					4.24
				Fin:	1:09.02	(35)		5.92				
				Total:	Int1:	1:23.98	(37)		7.07			
					Int2:	1:41.11	(35)		7.75			
					Int3:	1:59.19	(35)		8.68			
					Fin:	2:15.72	(34)		9.86			
45	ZUBCIC Filip Atomic	CRO	Run 1:	Int1:	16.65	(31)	I1-I2:	16.11	(38)	1.02		
				Int2:	32.76	(32)					I2-I3:	2.06
				Int3:	49.29	(33)					I3-Fin:	3.49
				Fin:	1:05.24	(30)		4.64				
				Run 2:	Int1:	16.86	(34)	I1-I2:	16.24	(20)	0.99	
				Int2:	33.10	(25)	I2-I3:					1.44
				Int3:	49.99	(26)	I3-Fin:					1.74
				Fin:	1:04.87	(20)		1.77				
				Total:	Int1:	1:22.10	(31)		5.19			
					Int2:	1:38.34	(27)		4.98			
					Int3:	1:55.23	(27)		4.72			
					Fin:	2:10.11	(26)		4.25			
46	KRANJEC Zan Rossignol	SLO	Run 1:	Int1:	16.86	(41)	I1-I2:	15.80	(26)	1.23		
				Int2:	32.66	(30)					I2-I3:	1.96
				Int3:	48.98	(29)					I3-Fin:	3.18
				Fin:	1:05.00	(26)		4.40				
				Run 2:	Int1:	16.35	(13)	I1-I2:	15.80	(2)	0.48	
				Int2:	32.15	(5)	I2-I3:					0.49
				Int3:	48.45	(3)	I3-Fin:					0.20
				Fin:	1:03.14	(2)		0.04				
				Total:	Int1:	1:21.35	(27)		4.44			
					Int2:	1:37.15	(23)		3.79			
					Int3:	1:53.45	(21)		2.94			
					Fin:	2:08.14	(17)		2.28			
47	TRIKHICHEV Pavel Rossignol	RUS	Run 1:	Int1:	17.18	(56)	I1-I2:	16.31	(45)	1.55		
				Int2:	33.49	(46)					I2-I3:	2.79
				Int3:	50.08	(41)					I3-Fin:	4.28
				Fin:	1:05.68	(34)		5.08				
				Run 2:	Int1:	16.86	(34)	I1-I2:	16.90	(33)	0.99	
				Int2:	33.76	(33)	I2-I3:					2.10
				Int3:	51.06	(32)	I3-Fin:					2.81
				Fin:	1:06.83	(31)		3.73				
				Total:	Int1:	1:22.54	(34)		5.63			
					Int2:	1:39.44	(33)		6.08			
					Int3:	1:56.74	(32)		6.23			
					Fin:	2:12.51	(31)		6.65			

Åre (SWE)

Men's Slalom

SUN 17 FEB 2019

Start Time : 14:30

PERFORMANCE ANALYSIS BY BIB

Number of Competitors: 100 Number of NSA: 53

Bib	Name Ski	NSA Code	Pos	Positions			Partials		Difference Time					
				Time	Rank	Pos	Time	Rank						
48	RASANEN Joonas Augment	FIN	Run 1:	Int1:	16.87	(44)	I1-I2:	16.14	(39)	1.24				
				Int2:	33.01	(39)					I2-I3:	2.31		
				Int3:							I3-Fin:			
				Fin:	DNF									
			Total:		DNF									
49	HENTTINEN Jens Augment	FIN	Run 1:	Int1:	16.93	(47)	I1-I2:	16.08	(36)	1.30				
				Int2:	33.01	(39)					I2-I3:	16.57	(35)	2.31
				Int3:	49.58	(38)					I3-Fin:	16.35	(37)	3.78
				Fin:	1:05.93	(36)								
			Run 2:	Int1:	16.75	(30)	I1-I2:	16.51	(27)	0.88				
				Int2:	33.26	(29)					I2-I3:	17.15	(29)	1.60
				Int3:	50.41	(29)					I3-Fin:	16.12	(34)	2.16
				Fin:	1:06.53	(30)								
			Total:	Int1:	1:22.68	(35)				5.77				
				Int2:	1:39.19	(31)				5.83				
	Int3:	1:56.34	(31)				5.83							
	Fin:	2:12.46	(30)				6.60							
50	KRYZL Krystof Fischer	CZE	Run 1:	Int1:	16.95	(48)	I1-I2:			1.32				
				Int2:							I2-I3:			
				Int3:										I3-Fin:
				Fin:	DNF									
			Total:		DNF									
51	TREMMEL Anton Nordica	GER	Run 1:	Int1:	16.73	(35)	I1-I2:	15.93	(29)	1.10				
				Int2:	32.66	(30)					I2-I3:	16.44	(30)	1.96
				Int3:	49.10	(32)					I3-Fin:	15.94	(29)	3.30
				Fin:	1:05.04	(27)								
			Run 2:	Int1:	16.60	(25)	I1-I2:	16.20	(16)	0.73				
				Int2:	32.80	(21)					I2-I3:	16.75	(13)	1.14
				Int3:	49.55	(17)					I3-Fin:	15.19	(16)	1.30
				Fin:	1:04.74	(17)								
			Total:	Int1:	1:21.64	(28)				4.73				
				Int2:	1:37.84	(26)				4.48				
	Int3:	1:54.59	(26)				4.08							
	Fin:	2:09.78	(25)				3.92							
52	MAES Sam Rossignol	BEL	Run 1:	Int1:	16.99	(50)	I1-I2:			1.36				
				Int2:							I2-I3:			
				Int3:										I3-Fin:
				Fin:	DNF									
			Total:		DNF									
53	JONSSON Carl	SWE	Run 1:	Int1:	21.80	(88)	I1-I2:			6.17				
				Int2:							I2-I3:			
				Int3:										I3-Fin:
				Fin:	DNF									
			Total:		DNF									

Åre (SWE)


Men's Slalom

SUN 17 FEB 2019

PERFORMANCE ANALYSIS BY BIB

Start Time : 14:30

Number of Competitors: 100 Number of NSA: 53

Bib	Name Ski	NSA Code	Pos	Positions			Partials		Difference Time							
				Time	Rank	Pos	Time	Rank								
54	SPIK Jakob Nordica	SLO	Run 1:	Int1:	16.70	(33)	I1-I2:	16.22	(41)	1.07						
				Int2:	32.92	(37)					I2-I3:	16.76	(42)	2.22		
				Int3:	49.68	(40)					I3-Fin:	15.99	(31)	3.88		
				Fin:	1:05.67	(33)								5.07		
			Run 2:	Int1:	16.84	(32)	I1-I2:	16.70	(32)	0.97						
				Int2:	33.54	(32)					I2-I3:	19.91	(44)	1.88		
				Int3:	53.45	(39)					I3-Fin:	15.94	(32)	5.20		
				Fin:	1:09.39	(36)								6.29		
			Total:	Int1:	1:22.51	(33)				5.60						
				Int2:	1:39.21	(32)					5.85					
				Int3:	1:59.12	(34)					8.61					
				Fin:	2:15.06	(33)					9.20					
55	PUENTE TASIAS Alejandro	ESP	Run 1:	Int1:	17.03	(52)	I1-I2:	16.77	(51)	1.40						
				Int2:	33.80	(50)					I2-I3:	17.10	(43)	3.10		
				Int3:	50.90	(43)					I3-Fin:	16.48	(40)	5.10		
				Fin:	1:07.38	(38)								6.78		
			Run 2:	Int1:	24.62	(54)	I1-I2:	16.96	(34)	8.75						
				Int2:	41.58	(50)					I2-I3:	17.58	(33)	9.92		
				Int3:	59.16	(45)					I3-Fin:	16.64	(38)	10.91		
				Fin:	1:15.80	(43)								12.70		
			Total:	Int1:	1:32.00	(49)				15.09						
				Int2:	1:48.96	(45)					15.60					
				Int3:	2:06.54	(42)					16.03					
				Fin:	2:23.18	(41)					17.32					
56	VINTER Zak	GBR	Run 1:	Int1:	17.62	(67)	I1-I2:	17.08	(55)	1.99						
				Int2:	34.70	(57)					I2-I3:	17.51	(48)	4.00		
				Int3:	52.21	(49)					I3-Fin:	17.00	(47)	6.41		
				Fin:	1:09.21	(46)								8.61		
			Run 2:	Int1:	17.86	(46)	I1-I2:	17.26	(40)	1.99						
				Int2:	35.12	(41)					I2-I3:	17.91	(36)	3.46		
				Int3:	53.03	(37)					I3-Fin:	17.03	(40)	4.78		
				Fin:	1:10.06	(37)								6.96		
			Total:	Int1:	1:27.07	(45)				10.16						
				Int2:	1:44.33	(41)					10.97					
				Int3:	2:02.24	(39)					11.73					
				Fin:	2:19.27	(37)					13.41					
57	ALAERTS Kai	BEL	Run 1:	Int1:	17.26	(59)	I1-I2:			1.63						
				Int2:							I2-I3:					
				Int3:										I3-Fin:		
				Fin:	DNF											
			Total:	DNF												
58	van den BROECKE Dries Augment	BEL	Run 1:	Int1:	16.76	(38)	I1-I2:	16.90	(52)	1.13						
				Int2:	33.66	(47)					I2-I3:			2.96		
				Int3:							I3-Fin:					
				Fin:	DNF											
			Total:	DNF												
59	BARWOOD Adam Voelkl	NZL	Run 1:	Int1:	17.28	(62)	I1-I2:			1.65						
				Int2:							I2-I3:					
				Int3:										I3-Fin:		
				Fin:	DNF											
			Total:	DNF												

PERFORMANCE ANALYSIS BY BIB

Number of Competitors: 100 Number of NSA: 53

Bib	Name Ski	NSA Code	Pos	Positions			Partials		Difference Time							
				Time	Rank	Pos	Time	Rank								
60	MAJOR Billy Atomic	GBR	Run 1:	Int1:	17.10	(54)	I1-I2:	17.02	(53)	1.47						
				Int2:	34.12	(52)					I2-I3:	18.29	(53)	3.42		
				Int3:	52.41	(52)					I3-Fin:	16.46	(39)	6.61		
				Fin:	1:08.87	(43)								8.27		
			Run 2:	Int1:	17.50	(43)	I1-I2:					1.63				
				Int2:									I2-I3:			
				Int3:									I3-Fin:			
				Fin:	DNF											
			Total:	Int1:	1:26.37	(41)						9.46				
				Int2:												
61	ANDRIENKO Aleksander Rossignol	RUS	Run 1:	Int1:	16.86	(41)	I1-I2:	17.82	(65)	1.23						
				Int2:	34.68	(56)					I2-I3:			3.98		
				Int3:							I3-Fin:					
				Fin:	DNF											
			Total:	DNF												
62	BIRKNER de MIGUEL Tomas	ARG	Run 1:	Int1:			I1-I2:									
				Int2:							I2-I3:					
				Int3:							I3-Fin:					
				Fin:	DNF											
			Total:	DNF												
63	GEDRA Zaks	LAT	Run 1:	Int1:	17.28	(62)	I1-I2:			1.65						
				Int2:							I2-I3:					
				Int3:							I3-Fin:					
				Fin:	DNF											
			Total:	DNF												
64	ROSSUM van Max	NED	Run 1:	Int1:	17.26	(59)	I1-I2:	16.61	(49)	1.63						
				Int2:	33.87	(51)					I2-I3:	18.30	(54)	3.17		
				Int3:	52.17	(48)					I3-Fin:	17.37	(50)	6.37		
				Fin:	1:09.54	(47)								8.94		
			Run 2:	Int1:	17.04	(37)	I1-I2:	17.46	(42)	1.17						
				Int2:	34.50	(38)					I2-I3:	17.98	(37)	2.84		
				Int3:	52.48	(35)					I3-Fin:	16.26	(36)	4.23		
				Fin:	1:08.74	(34)								5.64		
			Total:	Int1:	1:26.58	(42)						9.67				
				Int2:	1:44.04	(40)						10.68				
				Int3:	2:02.02	(38)						11.51				
				Fin:	2:18.28	(36)						12.42				
65	VERBEKE Tom	BEL	Run 1:	Int1:			I1-I2:									
				Int2:							I2-I3:					
				Int3:							I3-Fin:					
				Fin:	DNF											
			Total:	DNF												

Åre (SWE)


Men's Slalom

SUN 17 FEB 2019

PERFORMANCE ANALYSIS BY BIB

Start Time : 14:30

Number of Competitors: 100 Number of NSA: 53

Bib	Name Ski	NSA Code	Pos	Positions			Partials		Difference Time					
				Time	Rank	Pos	Time	Rank						
66	ESTEVE Axel Fischer	AND	Run 1:	Int1:	17.30	(64)	I1-I2:	17.02	(53)	1.67				
				Int2:	34.32	(55)					I2-I3:	17.46	(45)	3.62
				Int3:	51.78	(45)					I3-Fin:	16.90	(45)	5.98
				Fin:	1:08.68	(42)								8.08
			Run 2:	Int1:	16.93	(36)	I1-I2:	16.99	(35)	1.06				
				Int2:	33.92	(34)					I2-I3:			2.26
				Int3:							I3-Fin:			
				Fin:	DNF									
			Total:	Int1:	1:25.61	(38)				8.70				
				Int2:	1:42.60	(36)				9.24				
Int3:														
67	ZVEJNIEKS Miks	LAT	Run 1:	Int1:	17.15	(55)	I1-I2:	17.09	(57)	1.52				
				Int2:	34.24	(53)					I2-I3:	17.62	(50)	3.54
				Int3:	51.86	(47)					I3-Fin:	16.48	(40)	6.06
				Fin:	1:08.34	(40)								7.74
			Run 2:	Int1:	17.44	(42)	I1-I2:	17.40	(41)	1.57				
				Int2:	34.84	(40)					I2-I3:	18.25	(40)	3.18
				Int3:	53.09	(38)					I3-Fin:	18.58	(46)	4.84
				Fin:	1:11.67	(39)								8.57
			Total:	Int1:	1:25.78	(39)				8.87				
				Int2:	1:43.18	(38)				9.82				
Int3:	2:01.43	(36)					10.92							
		Fin:	2:20.01	(38)				14.15						
68	GASTALDI Sebastiano	ARG	Run 1:	Int1:	17.24	(58)	I1-I2:	18.43	(70)	1.61				
				Int2:	35.67	(63)					I2-I3:			4.97
				Int3:							I3-Fin:			
				Fin:	DNF									
			Total:		DNF									
69	SLJIVIC Marko	BIH	Run 1:	Int1:			I1-I2:							
				Int2:							I2-I3:			
				Int3:							I3-Fin:			
				Fin:	DNF									
			Total:		DNF									
70	LAINÉ Tormis	EST	Run 1:	Int1:	17.27	(61)	I1-I2:	16.49	(47)	1.64				
				Int2:	33.76	(48)					I2-I3:			3.06
				Int3:							I3-Fin:			
				Fin:	DNF									
			Total:		DNF									
71	ANTONIOU Ioannis	GRE	Run 1:	Int1:	17.47	(65)	I1-I2:	17.32	(60)	1.84				
				Int2:	34.79	(59)					I2-I3:			4.09
				Int3:							I3-Fin:			
				Fin:	DNF									
			Total:		DNF									
72	SNORRASON Sturla Snaer	ISL	Run 1:	Int1:			I1-I2:							
				Int2:							I2-I3:			
				Int3:							I3-Fin:			
				Fin:	DNF									
			Total:		DNF									

Number of Competitors: 100 Number of NSA: 53

Bib	Name Ski	NSA Code	Pos	Positions			Partials		Difference Time					
				Time	Rank	Pos	Time	Rank						
73	STANISIC Strahinja	SRB	Run 1:	Int1:	17.96	(72)	I1-I2:	17.38	(61)	2.33				
				Int2:	35.34	(61)					I2-I3:	4.64		
				Int3:							I3-Fin:			
				Fin:	DNF									
			Total:		DNF									
74	BREITFUSS KAMMERLANDER Simon Voelkl	BOL	Run 1:	Int1:			I1-I2:							
				Int2:							I2-I3:			
				Int3:							I3-Fin:			
				Fin:	DNF									
			Total:		DNF									
75	RISTEVSKI Antonio	MKD	Run 1:	Int1:	18.04	(73)	I1-I2:			2.41				
				Int2:							I2-I3:			
				Int3:							I3-Fin:			
				Fin:	DNF									
			Total:		DNF									
76	SCOTT Alec	AUS	Run 1:	Int1:	17.56	(66)	I1-I2:	17.24	(59)	1.93				
				Int2:	34.80	(60)					I2-I3:	18.04	(52)	4.10
				Int3:	52.84	(53)					I3-Fin:	16.77	(44)	7.04
				Fin:	1:09.61	(48)								9.01
			Run 2:	Int1:	17.28	(39)	I1-I2:	17.13	(37)	1.41				
				Int2:	34.41	(36)					I2-I3:	17.87	(35)	2.75
				Int3:	52.28	(34)					I3-Fin:	16.12	(34)	4.03
				Fin:	1:08.40	(33)								5.30
			Total:	Int1:	1:26.89	(44)				9.98				
				Int2:	1:44.02	(39)				10.66				
				Int3:	2:01.89	(37)				11.38				
	Fin:	2:18.01	(35)				12.15							
77	PAULUS Daniel	CZE	Run 1:	Int1:	17.20	(57)	I1-I2:	17.11	(58)	1.57				
				Int2:	34.31	(54)					I2-I3:	17.50	(47)	3.61
				Int3:	51.81	(46)					I3-Fin:	17.24	(49)	6.01
				Fin:	1:09.05	(44)								8.45
			Run 2:	Int1:			I1-I2:							
				Int2:							I2-I3:			
				Int3:							I3-Fin:			
				Fin:	DNF									
			Total:	Int1:										
				Int2:										
				Int3:										
	Fin:													
78	BARBU Alexandru	ROU	Run 1:	Int1:	18.82	(80)	I1-I2:	18.54	(71)	3.19				
				Int2:	37.36	(71)					I2-I3:	19.65	(60)	6.66
				Int3:	57.01	(58)					I3-Fin:	18.01	(52)	11.21
				Fin:	1:15.02	(53)								14.42
			Run 2:	Int1:	18.64	(50)	I1-I2:	19.21	(47)	2.77				
				Int2:	37.85	(46)					I2-I3:	20.40	(46)	6.19
				Int3:	58.25	(44)					I3-Fin:	18.23	(43)	10.00
				Fin:	1:16.48	(44)								13.38
			Total:	Int1:	1:33.66	(50)				16.75				
				Int2:	1:52.87	(48)				19.51				
				Int3:	2:13.27	(46)				22.76				
	Fin:	2:31.50	(45)				25.64							

Number of Competitors: 100 Number of NSA: 53

Bib	Name Ski	NSA Code	Pos	Positions			Partials		Difference Time
				Time	Rank	Pos	Time	Rank	
79	DYRBYE NAESTED Casper	DEN	Run 1:	Int1:	17.77	(69)	I1-I2:		2.14
				Int2:			I2-I3:		
				Int3:			I3-Fin:		
				Fin:	DNF				
			Total:		DNF				
80	BIRAN Itamar	ISR	Run 1:	Int1:	17.67	(68)	I1-I2:	17.08 (55)	2.04
				Int2:	34.75	(58)	I2-I3:	17.57 (49)	4.05
				Int3:	52.32	(51)	I3-Fin:	16.73 (43)	6.52
				Fin:	1:09.05	(44)			8.45
			Run 2:	Int1:	17.78	(44)	I1-I2:	17.83 (43)	1.91
				Int2:	35.61	(42)	I2-I3:	18.62 (41)	3.95
				Int3:	54.23	(40)	I3-Fin:	16.84 (39)	5.98
				Fin:	1:11.07	(38)			7.97
			Total:	Int1:	1:26.83	(43)			9.92
				Int2:	1:44.66	(42)			11.30
				Int3:	2:03.28	(40)			12.77
				Fin:	2:20.12	(39)			14.26
81	ABRAMASHVILI Iason	GEO	Run 1:	Int1:	17.86	(70)	I1-I2:		2.23
				Int2:			I2-I3:		
				Int3:			I3-Fin:		
				Fin:	DNF				
			Total:		DNF				
82	TODOROV Yoan Head	BUL	Run 1:	Int1:	17.09	(53)	I1-I2:	16.67 (50)	1.46
				Int2:	33.76	(48)	I2-I3:	17.73 (51)	3.06
				Int3:	51.49	(44)	I3-Fin:	16.99 (46)	5.69
				Fin:	1:08.48	(41)			7.88
			Run 2:	Int1:	17.40	(41)	I1-I2:	17.15 (39)	1.53
				Int2:	34.55	(39)	I2-I3:		2.89
				Int3:			I3-Fin:		
				Fin:	DNF				
			Total:	Int1:	1:25.88	(40)			8.97
				Int2:	1:43.03	(37)			9.67
				Int3:					
				Fin:					
83	COMERFORD Cormac	IRL	Run 1:	Int1:	18.15	(74)	I1-I2:	17.57 (63)	2.52
				Int2:	35.72	(64)	I2-I3:	18.79 (55)	5.02
				Int3:	54.51	(54)	I3-Fin:	17.47 (51)	8.71
				Fin:	1:11.98	(49)			11.38
			Run 2:	Int1:	17.79	(45)	I1-I2:	17.89 (44)	1.92
				Int2:	35.68	(43)	I2-I3:	19.94 (45)	4.02
				Int3:	55.62	(41)	I3-Fin:	17.46 (42)	7.37
				Fin:	1:13.08	(40)			9.98
			Total:	Int1:	1:29.77	(46)			12.86
				Int2:	1:47.66	(43)			14.30
				Int3:	2:07.60	(43)			17.09
				Fin:	2:25.06	(42)			19.20
84	JAFARI Seyedmorteza	IRI	Run 1:	Int1:	18.59	(78)	I1-I2:	18.25 (69)	2.96
				Int2:	36.84	(69)	I2-I3:	19.10 (57)	6.14
				Int3:	55.94	(57)	I3-Fin:		10.14
				Fin:	DNF				
			Total:		DNF				

Number of Competitors: 100 Number of NSA: 53

Bib	Name Ski	NSA Code	Pos	Positions			Partials		Difference Time			
				Time	Rank	Pos	Time	Rank				
85	OSCH Matthieu	LUX	Run 1:	Int1:	17.86	(70)	I1-I2:	17.51	(62)	2.23		
				Int2:	35.37	(62)					I2-I3:	4.67
				Int3:							I3-Fin:	
				Fin:	DNF							
				Total:	DNF							
86	DRUKAROV Andrej	LTU	Run 1:	Int1:	18.37	(76)	I1-I2:	17.90	(66)	2.74		
				Int2:	36.27	(66)					I2-I3:	5.57
				Int3:	55.66	(56)					I3-Fin:	9.86
				Fin:	1:12.88	(50)						12.28
				Total:								
			Run 2:	Int1:	18.08	(48)	I1-I2:	18.67	(46)	2.21		
				Int2:	36.75	(45)					I2-I3:	5.09
				Int3:	55.99	(42)					I3-Fin:	7.74
				Fin:	1:13.13	(41)						10.03
				Total:	Int1:	1:30.96					(47)	
		Int2:	1:49.63	(46)		16.27						
		Int3:	2:08.87	(44)		18.36						
		Fin:	2:26.01	(43)		20.15						
87	SALIHVIC Eldar	MNE	Run 1:	Int1:	18.95	(81)	I1-I2:			3.32		
				Int2:							I2-I3:	
				Int3:							I3-Fin:	
				Fin:	DNF							
				Total:	DNF							
88	NAGY Bence	HUN	Run 1:	Int1:	18.51	(77)	I1-I2:			2.88		
				Int2:							I2-I3:	
				Int3:							I3-Fin:	
				Fin:	DNF							
				Total:	DNF							
89	POETTOZ Michael	COL	Run 1:	Int1:	18.16	(75)	I1-I2:	18.12	(68)	2.53		
				Int2:	36.28	(67)					I2-I3:	5.58
				Int3:	55.22	(55)					I3-Fin:	9.42
				Fin:	1:13.67	(51)						13.07
				Total:								
			Run 2:	Int1:	17.86	(46)	I1-I2:	18.66	(45)	1.99		
				Int2:	36.52	(44)					I2-I3:	4.86
				Int3:	56.37	(43)					I3-Fin:	8.12
				Fin:	1:14.64	(42)						11.54
				Total:	Int1:	1:31.53					(48)	
		Int2:	1:50.19	(47)		16.83						
		Int3:	2:10.04	(45)		19.53						
		Fin:	2:28.31	(44)		22.45						
90	KOVBASNYUK Ivan	UKR	Run 1:	Int1:	19.02	(82)	I1-I2:	17.94	(67)	3.39		
				Int2:	36.96	(70)					I2-I3:	6.26
				Int3:							I3-Fin:	
				Fin:	DNF							
				Total:	DNF							
91	CHERTSIN Daniil	BLR	Run 1:	Int1:	19.02	(82)	I1-I2:			3.39		
				Int2:							I2-I3:	
				Int3:							I3-Fin:	
				Fin:	DNF							
				Total:	DNF							

Number of Competitors: 100 Number of NSA: 53

Bib	Name Ski	NSA Code	Pos	Positions			Partials		Difference Time			
				Time	Rank	Pos	Time	Rank				
92	TUKHTAEV Komiljon	UZB	Run 1:	Int1:	18.75	(79)	I1-I2:	17.66	(64)	3.12		
				Int2:	36.41	(68)					I2-I3:	5.71
				Int3:							I3-Fin:	
				Fin:	DNF							
				Total:	DNF							
93	TOLA Erjon	ALB	Run 1:	Int1:	19.45	(84)	I1-I2:	18.66	(72)	3.82		
				Int2:	38.11	(72)					I2-I3:	7.41
				Int3:	57.88	(60)					I3-Fin:	12.08
				Fin:	1:16.71	(55)						16.11
				Run 2:	Int1:	19.15	(51)	I1-I2:	19.70	(49)	3.28	
				Int2:	38.85	(48)	I2-I3:					7.19
				Int3:	59.45	(46)	I3-Fin:					11.20
				Fin:	1:17.93	(46)						14.83
				Total:	Int1:	1:35.86	(52)					18.95
					Int2:	1:55.56	(50)					22.20
					Int3:	2:16.16	(47)					25.65
					Fin:	2:34.64	(46)					28.78
			94	KOUYOUMDJIAN Yianno	CYP	Run 1:	Int1:	20.00	(86)	I1-I2:	19.53	(74)
	Int2:	39.53				(74)	I2-I3:	8.83				
	Int3:	1:00.19				(62)	I3-Fin:	14.39				
	Fin:	1:18.97				(56)		18.37				
	Run 2:	Int1:				19.89	(52)	I1-I2:	20.03	(50)	4.02	
	Int2:	39.92				(49)	I2-I3:					8.26
	Int3:	1:01.02				(47)	I3-Fin:					12.77
	Fin:	1:19.93				(47)						16.83
	Total:	Int1:				1:38.86	(53)					21.95
		Int2:				1:58.89	(51)					25.53
		Int3:				2:19.99	(48)					29.48
		Fin:				2:38.90	(47)					33.04
95	TIMOFEEV Evgeniy	KGZ				Run 1:	Int1:	23.78	(90)	I1-I2:		
				Int2:			I2-I3:					
				Int3:			I3-Fin:					
				Fin:	DNF							
				Total:	DNF							
96	KUCHIN Zakhar	KAZ	Run 1:	Int1:	19.67	(85)	I1-I2:	18.73	(73)	4.04		
				Int2:	38.40	(73)					I2-I3:	7.70
				Int3:	57.74	(59)					I3-Fin:	11.94
				Fin:	1:16.69	(54)						16.09
				Run 2:	Int1:	18.57	(49)	I1-I2:	19.50	(48)	2.70	
				Int2:	38.07	(47)	I2-I3:					6.41
				Int3:			I3-Fin:					
				Fin:	DNF							
				Total:	Int1:	1:35.26	(51)					18.35
					Int2:	1:54.76	(49)					21.40
					Int3:							
					Fin:							
			97	ZHANG Yangming	CHN	Run 1:	Int1:			I1-I2:		
	Int2:						I2-I3:					
	Int3:						I3-Fin:					
	Fin:	DNF										
	Total:	DNF										

PERFORMANCE ANALYSIS BY BIB

Number of Competitors: 100 Number of NSA: 53

Bib	Name Ski	NSA Code	Pos	Positions		Partials		Difference Time
				Time	Rank	Time	Rank	
98	WILSON Connor	RSA	Run 1:	Int1: Int2: Int3: Fin:		I1-I2: I2-I3: I3-Fin:		
			Total:		DNF			
99	HARUTYUNYAN Harutyun	ARM	Run 1:	Int1: Int2: Int3: Fin:		I1-I2: I2-I3: I3-Fin:		
			Total:		DNS			
100	BRANCAL Ricardo	POR	Run 1:	Int1: Int2: Int3: Fin:	23.09 (89) 47.04 (76) 1:11.10 (63) 1:33.06 (57)	I1-I2: I2-I3: I3-Fin:	23.95 (76) 24.06 (63) 21.96 (57)	7.46 16.34 25.30 32.46
			Run 2:	Int1: Int2: Int3: Fin:	22.51 (53) 45.79 (52) 1:10.28 (49) 1:31.60 (48)	I1-I2: I2-I3: I3-Fin:	23.28 (51) 24.49 (49) 21.32 (48)	6.64 14.13 22.03 28.50
			Total:	Int1: Int2: Int3: Fin:	1:55.57 (54) 2:18.85 (52) 2:43.34 (49) 3:04.66 (48)			38.66 45.49 52.83 58.80

Intermediate Time Positions : Int. 1 = Inter1 Int. 2 = Inter2 Int. 3 = Inter3

Legend:						
DNF	Did Not Finish	DNS	Did Not Start	DSQ	Disqualified	Fin
Int	Intermediate	Pos.	Intermediate or speed position			Finish

Åre (SWE)
Men's Slalom
FIS WCSL LIST

18 Nov 2018 Levi (FIN)

20 Dec 2018 Saalbach-Hinterglemm (AUT)

22 Dec 2018 Madonna di Campiglio (ITA)

6 Jan 2019 Zagreb (CRO)

13 Jan 2019 Adelboden (SUI)

20 Jan 2019 Wengen (SUI)

26 Jan 2019 Kitzbühel (AUT)

29 Jan 2019 Schladming (AUT)

17 Feb 2019 Åre (SWE)

Number of Competitors: 67 Number of NSA: 17

Rank	FIS Code	Name	NSA Code	1	2	3	4	5	6	7	8	9	Base	-X	+Y	WCSL SL
1	53831	HIRSCHER Marcel	AUT	100	100	-	100	100	60	80	100	100	794	650	740	884
2	422304	KRISTOFFERSEN Henrik	NOR	80	60	-	45	60	50	50	-	32	680	556	377	501
3	6190403	NOEL Clement	FRA	-	36	6	50	80	100	100	-	36	191	156	408	443
4	511996	YULE Daniel	SUI	40	45	100	29	32	45	13	60	-	322	263	364	423
5	194364	PINTURAUULT Alexis	FRA	-	18	29	80	50	6	60	80	50	230	188	373	415
6	54170	MATT Michael	AUT	36	45	60	-	-	40	32	20	80	328	268	313	373
7	54320	SCHWARZ Marco	AUT	26	29	80	-	-	26	45	45	60	183	150	311	344
8	511902	ZENHAEUSERN Ramon	SUI	50	26	-	-	45	-	40	50	45	306	250	256	312
9	54063	FELLER Manuel	AUT	29	50	-	60	-	80	-	-	40	188	154	259	293
10	220689	RYDING Dave	GBR	22	8	50	24	-	32	16	29	29	201	164	210	247
11	501017	MYHRER Andre	SWE	60	22	-	-	-	20	36	-	20	380	311	158	227
12	201702	NEUREUTHER Felix	GER	-	4	32	32	16	14	24	32	-	268	219	154	203
13	53889	HIRSCHBUEHL Christian	AUT	32	12	-	18	10	36	26	26	24	99	81	184	202
14	512182	MEILLARD Loic	SUI	18	80	12	-	-	24	-	13	18	142	116	165	191
15	292491	MOELGG Manfred	ITA	-	24	40	-	20	22	-	22	-	251	205	128	174
16	422082	FOSS-SOLEVAAG S	NOR	-	16	-	40	14	-	-	14	22	268	219	106	155
17	293797	GROSS Stefano	ITA	14	-	-	26	15	29	-	-	26	244	200	110	154
18	193967	MUFFAT-JEANDET Victor	FRA	-	11	29	13	36	-	14	-	-	226	185	103	144
19	192665	GRANGE Jean-Baptiste	FRA	45	-	20	14	29	-	-	-	-	130	106	108	132
20	561322	HADALIN Stefan	SLO	13	32	-	-	26	18	22	-	-	35	29	111	117
21	191459	LIZEROUX Julien	FRA	20	20	-	-	22	-	11	18	-	104	85	91	110
22	92720	POPOV Albert	BUL	11	-	15	-	-	-	29	40	-	-	-	95	95
23	51395	DIGRUBER Marc	AUT	12	9	-	-	9	-	9	36	-	92	75	75	92
24	293098	RAZZOLI Giuliano	ITA	-	-	45	12	-	16	18	-	-	-	-	91	91
25	511983	AERNI Luca	SUI	15	14	-	10	-	5	-	-	-	215	176	44	83
26	380363	KOLEGA Elias	CRO	-	-	-	11	40	13	10	-	-	10	8	74	76
27	480736	KHOROSHILOV Alexander	RUS	-	-	8	-	18	12	-	16	16	30	25	70	75
28	380361	RODES Istok	CRO	-	-	36	36	-	-	-	-	-	-	-	72	72
29	201896	STEHLE Dominik	GER	-	6	7	-	24	10	-	9	-	44	36	56	64
30	380334	VIDOVIC Matej	CRO	10	10	13	16	-	8	-	-	-	19	16	57	60
31	421669	NESTVOLD-HAUGEN	NOR	-	-	-	-	-	15	15	-	-	153	125	30	58
32	512203	NEF Tanguy	SUI	24	-	-	20	-	-	-	12	-	-	-	56	56
32	421860	NORDBOTTEN Jonathan	NOR	-	-	-	-	-	4	20	8	-	134	110	32	56
34	561244	KRANJEC Zan	SLO	-	-	24	-	-	-	7	24	-	-	-	55	55
35	501111	HARGIN Mattias	SWE	-	7	-	15	-	-	-	-	-	159	130	22	51
36	54093	STROLZ Johannes	AUT	16	-	10	-	8	-	-	11	-	-	-	45	45
37	291318	TONETTI Riccardo	ITA	-	-	-	22	12	-	8	-	-	-	-	42	42
38	6293171	VINATZER Alex	ITA	-	15	-	-	11	-	-	15	-	-	-	41	41
39	512138	SIMONET Sandro	SUI	-	5	18	-	-	-	6	-	-	32	26	29	35
40	6291430	MAURBERGER Simon	ITA	9	-	11	-	14	-	-	-	-	-	-	34	34
41	103865	PHILP Trevor	CAN	-	-	22	-	-	-	-	-	-	18	15	22	25
42	502015	JAKOBSEN Kristoffer	SWE	-	-	16	-	-	-	-	-	-	36	29	16	23
43	103729	READ Erik	CAN	-	-	14	-	-	-	-	-	-	39	32	14	21
44	202462	DOPFER Fritz	GER	-	-	-	-	-	-	-	-	-	100	82	-	18
45	422507	HAUGAN Timon	NOR	-	-	-	-	-	-	5	10	-	13	11	15	17
45	202451	STRASSER Linus	GER	-	-	-	-	-	-	-	-	-	93	76	-	17
47	202520	HOLZMANN Sebastian	GER	8	-	-	-	-	-	-	-	-	45	37	8	16
48	202485	KETTERER David	GER	-	13	-	-	-	-	-	-	-	5	4	13	14
49	54358	GRAF Mathias	AUT	-	-	-	-	-	-	13	-	-	-	-	13	13
49	194262	BUFFET Robin	FRA	-	-	10	-	-	-	-	-	-	18	15	10	13
51	320266	JUNG Donghyun	KOR	-	-	-	-	-	11	-	-	-	4	3	11	12

Åre (SWE)


Men's Slalom

FIS WCSL LIST

18 Nov 2018 Levi (FIN)

20 Dec 2018 Saalbach-Hinterglemm (AUT)

22 Dec 2018 Madonna di Campiglio (ITA)

6 Jan 2019 Zagreb (CRO)

13 Jan 2019 Adelboden (SUI)

20 Jan 2019 Wengen (SUI)

26 Jan 2019 Kitzbühel (AUT)

29 Jan 2019 Schladming (AUT)

17 Feb 2019 Åre (SWE)

Number of Competitors: 67 Number of NSA: 17

Rank	FIS Code	Name	NSA Code	1	2	3	4	5	6	7	8	9	Base	-X	+Y	WCSL SL
51	511908	SCHMIDIGER Reto	SUI	-	-	-	-	-	7	-	-	-	26	21	7	12
53	302982	OHKOSHI Ryunosuke	JPN	-	-	-	-	-	9	-	-	-	12	10	9	11
54	511899	ROCHAT Marc	SUI	-	-	-	-	-	-	-	-	-	52	43	-	9
55	6290886	BACHER Fabian	ITA	-	-	-	-	7	-	-	-	-	-	-	7	7
56	534508	CHODOUNSKY David	USA	-	-	-	-	-	-	-	-	-	34	28	-	6
57	700830	ZAMPA Adam	SVK	-	-	-	-	-	-	-	-	-	20	16	-	4
58	481327	TRIKHICHEV Pavel	RUS	-	-	-	-	-	-	-	-	-	14	11	-	3
58	291145	DEVILLE Cristian	ITA	-	-	-	-	-	-	-	-	-	16	13	-	3
58	934523	ENGEL Mark	USA	-	-	-	-	-	-	-	-	-	19	16	-	3
58	54245	HETTEGGER Thomas	AUT	-	-	-	-	-	-	-	-	-	15	12	-	3
62	103676	BROWN Phil	CAN	-	-	-	-	-	-	-	-	-	9	7	-	2
62	532138	KASPER Nolan	USA	-	-	-	-	-	-	-	-	-	11	9	-	2
62	6291574	SALA Tommaso	ITA	-	-	-	-	-	-	-	-	-	9	7	-	2
62	290732	THALER Patrick	ITA	-	-	-	-	-	-	-	-	-	10	8	-	2
66	202437	LUITZ Stefan	GER	-	-	-	-	-	-	-	-	-	5	4	-	1
66	201891	SCHMID Philipp	GER	-	-	-	-	-	-	-	-	-	6	5	-	1

Number of competitors per NSA in the top 60

AUT:	8	BUL:	1	CAN:	2	CRO:	3	FRA:	6	GBR:	1
GER:	6	ITA:	8	JPN:	1	KOR:	1	NOR:	5	RUS:	2
SLO:	2	SUI:	8	SVK:	1	SWE:	3	USA:	2		

Legend:

-	No points	Base	Last season FIS World Cup Start List points
WCSL SL	FIS World Cup Start List points for Slalom		
X	(Base/number of planned races in the current season) *(number of completed races in the current season)		
Y	FIS World Cup points won in the current season		

Åre (SWE)

Men's Slalom

OVERALL FIS WCSL LIST

Number of Competitors: 186 Number of NSA: 20

Rank	FIS Code	Name	NSA Code	WCSL Points	Diff.	DH 7 races	SL 9 races	GS 6 races	SG 6 races	AC 2 races
1	53831	HIRSCHER Marcel	AUT	1730		-	884 (1)	804 (1)	9 (53)	33 (19)
2	194364	PINTURAUULT Alexis	FRA	1126	604	-	415 (5)	418 (3)	73 (21)	220 (1)
3	422304	KRISTOFFERSEN Henrik	NOR	1091	639	-	501 (2)	590 (2)	-	-
4	291459	PARIS Dominik	ITA	906	824	491 (3)	-	-	371 (2)	44 (14)
5	53980	KRIECHMAYR Vincent	AUT	900	830	435 (4)	-	-	436 (1)	29 (22)
6	511383	FEUZ Beat	SUI	871	859	693 (1)	-	-	178 (15)	-
7	421328	SVINDAL Aksel Lund	NOR	819	911	494 (2)	-	-	325 (5)	-
8	421483	JANSRUD Kjetil	NOR	702	1028	275 (8)	-	3 (67)	339 (3)	85 (7)
9	422139	KILDE Aleksand.	NOR	645	1085	312 (6)	-	32 (36)	288 (6)	13 (36)
10	511513	CAVIEZEL Mauro	SUI	631	1099	270 (11)	-	-	238 (10)	123 (4)
11	53902	MAYER Matthias	AUT	621	1109	271 (10)	-	-	326 (4)	24 (24)
12	54320	SCHWARZ Marco	AUT	615	1115	-	344 (7)	87 (22)	-	184 (2)
13	293006	INNERHOFER Christof	ITA	607	1123	337 (5)	-	-	230 (11)	40 (16)
14	193967	MUFFAT-JEANDET Victor	FRA	553	1177	-	144 (18)	221 (10)	13 (47)	175 (3)
15	53817	FRANZ Max	AUT	551	1179	291 (7)	-	-	260 (8)	-
16	512182	MEILLARD Loic	SUI	533	1197	-	191 (14)	342 (5)	-	-
17	54063	FELLER Manuel	AUT	507	1223	-	293 (9)	214 (13)	-	-
18	191740	CLAREY Johan	FRA	475	1255	224 (12)	-	-	251 (9)	-
19	6190403	NOEL Clement	FRA	443	1287	-	443 (3)	-	-	-
20	561244	KRANJEC Zan	SLO	433	1297	-	55 (34)	378 (4)	-	-
21	192746	THEAUX Adrien	FRA	432	1298	212 (13)	-	-	220 (12)	-
22	511996	YULE Daniel	SUI	423	1307	-	423 (4)	-	-	-
23	50742	REICHELTH Hannes	AUT	421	1309	212 (13)	-	-	209 (13)	-
24	202059	FERSTL Josef	GER	390	1340	118 (18)	-	-	272 (7)	-
25	54170	MATT Michael	AUT	375	1355	-	373 (6)	2 (68)	-	-
26	6530104	BENNETT Bryce	USA	329	1401	274 (9)	-	-	1 (68)	54 (10)
27	511902	ZENHAEUSERN Ramon	SUI	312	1418	-	312 (8)	-	-	-
28	202535	DRESSEN Thomas	GER	305	1425	183 (15)	-	-	91 (18)	31 (20)
29	292491	MOELGG Manfred	ITA	304	1426	-	174 (15)	130 (16)	-	-
30	201702	NEUREUTHER Felix	GER	290	1440	-	203 (12)	87 (22)	-	-
31	421669	NESTVOLD-HAUGEN	NOR	274	1456	-	58 (31)	216 (12)	-	-
32	422310	SEJERSTED Adri.	NOR	269	1461	77 (23)	-	-	192 (14)	-
33	191750	FANARA Thomas	FRA	265	1465	-	-	265 (6)	-	-
34	501324	OLSSON Matts	SWE	252	1478	-	-	252 (7)	-	-
35	220689	RYDING Dave	GBR	247	1483	-	247 (10)	-	-	-
36	202437	LUITZ Stefan	GER	240	1490	-	1 (66)	239 (8)	-	-
37	501017	MYHRER Andre	SWE	236	1494	-	227 (11)	9 (53)	-	-
38	561322	HADALIN Stefan	SLO	230	1500	-	117 (20)	9 (53)	-	104 (5)
39	291318	TONETTI Riccardo	ITA	229	1501	-	42 (37)	95 (20)	-	92 (6)
40	194495	FAIVRE Mathieu	FRA	226	1504	-	-	226 (9)	-	-
41	531799	FORD Tommy	USA	221	1509	-	-	221 (10)	-	-
42	534562	LIGETY Ted	USA	212	1518	-	-	162 (14)	9 (53)	41 (15)
43	53889	HIRSCHBUEHL Christian	AUT	203	1527	-	202 (13)	1 (71)	-	-
44	194190	ROGER Brice	FRA	196	1534	81 (22)	-	-	115 (16)	-
44	512269	ODERMATT Marco	SUI	196	1534	14 (50)	-	98 (18)	84 (19)	-
46	103271	THOMSEN Benjamin	CAN	193	1537	176 (16)	-	-	17 (43)	-
47	533866	NYMAN Steven	USA	182	1548	125 (17)	-	-	57 (31)	-
48	6530319	COCHRAN-SIEGLE Ryan	USA	168	1562	33 (43)	-	48 (31)	77 (20)	10 (38)
49	200379	SANDER Andreas	GER	163	1567	64 (29)	-	-	99 (17)	-
50	292455	FILL Peter	ITA	162	1568	77 (23)	-	-	38 (38)	47 (12)
51	511313	JANKA Carlo	SUI	159	1571	103 (20)	-	4 (63)	30 (40)	22 (26)
52	561255	CATER Martin	SLO	158	1572	61 (31)	-	-	61 (27)	36 (18)
53	511638	TUMLER Thomas	SUI	155	1575	-	-	97 (19)	58 (29)	-
53	422082	FOSS-SOLEVAAG S	NOR	155	1575	-	-	-	-	-
55	293797	GROSS Stefano	ITA	154	1576	-	154 (17)	-	-	-
56	990116	de ALIPRANDINI Luca	ITA	149	1581	-	-	144 (15)	2 (66)	3 (48)
57	511983	AERNI Luca	SUI	143	1587	-	83 (25)	6 (60)	-	54 (10)
58	422278	WINDINGSTAD Rasmus	NOR	138	1592	-	-	75 (25)	43 (34)	20 (29)
59	102263	GUAY Erik	CAN	134	1596	71 (25)	-	-	63 (25)	-
60	192665	GRANGE Jean-Baptiste	FRA	132	1598	-	132 (19)	-	-	-
61	6290985	BUZZI Emanuele	ITA	128	1602	95 (21)	-	-	29 (41)	4 (46)
61	511852	CAVIEZEL Gino	SUI	128	1602	-	-	123 (17)	5 (59)	-
63	530874	GANONG Travis	USA	124	1606	62 (30)	-	-	62 (26)	-
64	51215	BAUMANN Romed	AUT	118	1612	31 (44)	-	-	10 (50)	77 (8)

Åre (SWE)
Men's Slalom
OVERALL FIS WCSL LIST
Number of Competitors: 186 Number of NSA: 20

Rank	FIS Code	Name	NSA Code	WCSL Points	Diff.	DH 7 races	SL 9 races	GS 6 races	SG 6 races	AC 2 races
65	512039	ROULIN Gilles	SUI	114	1616	69 (27)	-	-	39 (36)	6 (42)
66	54005	STRIEDINGER Otmar	AUT	113	1617	106 (19)	-	-	7 (57)	-
67	54009	WALDER Christian	AUT	110	1620	46 (36)	-	-	64 (24)	-
67	191459	LIZEROUX Julien	FRA	110	1620	-	110 (21)	-	-	-
69	512124	HINTERMANN Niels	SUI	102	1628	70 (26)	-	-	4 (62)	28 (23)
70	293550	MARSAGLIA Matteo	ITA	101	1629	65 (28)	-	-	36 (39)	-
71	92720	POPOV Albert	BUL	95	1635	-	95 (22)	-	-	-
71	202597	SCHMID Alexander	GER	95	1635	-	-	95 (20)	-	-
73	511896	MURISIER Justin	SUI	93	1637	-	-	77 (24)	-	16 (33)
74	54157	DANKLMAIER Daniel	AUT	92	1638	49 (34)	-	-	21 (42)	22 (26)
74	51395	DIGRUBER Marc	AUT	92	1638	-	92 (23)	-	-	-
76	293098	RAZZOLI Giuliano	ITA	91	1639	-	91 (24)	-	-	-
77	481327	TRIKHICHEV Pavel	RUS	87	1643	-	3 (58)	17 (43)	-	67 (9)
78	990081	CASSE Mattia	ITA	82	1648	27 (45)	-	-	52 (32)	3 (48)
78	561217	KOSI Klemen	SLO	82	1648	20 (47)	-	-	43 (34)	19 (31)
80	194858	ALLEGRE Nils	FRA	80	1650	13 (52)	-	-	58 (29)	9 (41)
81	202345	SCHWAIGER Dominik	GER	78	1652	39 (39)	-	-	39 (36)	-
82	380363	KOLEGA Elias	CRO	76	1654	-	76 (26)	-	-	-
82	380335	ZUBCIC Filip	CRO	76	1654	-	-	59 (26)	-	17 (32)
84	480736	KHOROSHILOV Alexander	RUS	75	1655	-	75 (27)	-	-	-
85	103729	READ Erik	CAN	73	1657	-	21 (43)	52 (30)	-	-
86	380361	RODES Istok	CRO	72	1658	-	72 (28)	-	-	-
86	194167	MUZATON Maxence	FRA	72	1658	55 (32)	-	-	4 (62)	13 (36)
88	54093	STROLZ Johannes	AUT	71	1659	-	45 (36)	26 (38)	-	-
88	100558	COOK Dustin	CAN	71	1659	-	-	-	71 (22)	-
90	194298	GIEZENDANNER Blaise	FRA	70	1660	10 (56)	-	-	60 (28)	-
91	54209	KRENN Christoph	AUT	68	1662	3 (64)	-	-	65 (23)	-
92	202451	STRASSER Linus	GER	66	1664	-	17 (45)	4 (63)	-	45 (13)
92	561216	KLINE Bostjan	SLO	66	1664	11 (55)	-	-	50 (33)	5 (43)
94	201896	STEHLE Dominik	GER	64	1666	-	64 (29)	-	-	-
95	103865	PHILP Trevor	CAN	61	1669	-	25 (41)	36 (34)	-	-
96	6190176	BAILET Matthieu	FRA	60	1670	54 (33)	-	-	6 (58)	-
96	380334	VIDOVIC Matej	CRO	60	1670	-	60 (30)	-	-	-
96	102899	OSBORNE-PARADIS Manuel	CAN	60	1670	43 (38)	-	-	17 (43)	-
99	54027	BRENNSTEINER Stefan	AUT	59	1671	-	-	59 (26)	-	-
99	512138	SIMONET Sandro	SUI	59	1671	-	35 (39)	-	-	24 (24)
101	51007	SCHOERGHOFER Philipp	AUT	58	1672	-	-	58 (28)	-	-
102	512203	NEF Tanguy	SUI	56	1674	-	56 (32)	-	-	-
102	421860	NORDBOTTEN Jonathan	NOR	56	1674	-	56 (32)	-	-	-
102	292967	EISATH Florian	ITA	56	1674	-	-	56 (29)	-	-
105	202462	DOPFER Fritz	GER	53	1677	-	18 (44)	35 (35)	-	-
106	501111	HARGIN Mattias	SWE	51	1679	-	51 (35)	-	-	-
107	6291430	MAURBERGER Simon	ITA	50	1680	-	34 (40)	16 (45)	-	-
107	511529	GISIN Marc	SUI	50	1680	47 (35)	-	-	-	3 (48)
109	202525	SCHMID Manuel	GER	44	1686	44 (37)	-	-	-	-
110	6293171	VINATZER Alex	ITA	41	1689	-	41 (38)	-	-	-
111	53981	KROELL Johannes	AUT	40	1690	39 (39)	-	-	1 (68)	-
111	192504	MERMILLOD BLON.	FRA	40	1690	-	-	-	-	40 (16)
111	511741	ZURBRIGGEN Elia	SUI	40	1690	-	-	40 (32)	-	-
111	934643	GOLDBERG Jared	USA	40	1690	20 (47)	-	-	5 (59)	15 (34)
115	511139	KUENG Patrick	SUI	38	1692	38 (41)	-	-	-	-
116	54031	LEITINGER Roland	AUT	37	1693	-	-	37 (33)	-	-
117	194368	RAFFORT Nicolas	FRA	35	1695	35 (42)	-	-	-	-
118	194542	GIRAUD MOINE Valentin	FRA	34	1696	12 (54)	-	-	-	22 (26)
119	700830	ZAMPA Adam	SVK	33	1697	-	4 (57)	29 (37)	-	-
120	501987	MONSEN Felix	SWE	31	1699	-	-	-	-	31 (20)
121	512042	KRYENBUEHL Urs	SUI	28	1702	23 (46)	-	-	5 (59)	-
122	531452	BIESEMEYER Thomas	USA	26	1704	9 (57)	-	-	17 (43)	-
123	54080	NEUMAYER Christopher	AUT	24	1706	14 (50)	-	-	10 (50)	-
124	502015	JAKOBSEN Kristoffer	SWE	23	1707	-	23 (42)	-	-	-
124	512031		SUI	23	1707	13 (52)	-	-	-	10 (38)
126	512038	ROGENTIN Stefan	SUI	22	1708	-	-	-	12 (48)	10 (38)
127	194935	FAVROT Thibaut	FRA	21	1709	-	-	21 (39)	-	-
128	151238	ZABYSTRAN Jan	CZE	20	1710	-	-	-	-	20 (29)

Åre (SWE)

Men's Slalom

OVERALL FIS WCSL LIST

Number of Competitors: 186 Number of NSA: 20

Rank	FIS Code	Name	NSA Code	WCSL Points	Diff.	DH 7 races	SL 9 races	GS 6 races	SG 6 races	AC 2 races
128	104096	THOMPSON Broderick	CAN	20	1710	5 (62)	-	-	-	15 (34)
130	54104	WALCH Magnus	AUT	19	1711	-	-	19 (40)	-	-
131	700879	ZAMPA Andreas	SVK	18	1712	-	-	18 (41)	-	-
131	422120	SAUGESTAD Stian	NOR	18	1712	2 (65)	-	-	16 (46)	-
131	192506	MISSILLIER Steve	FRA	18	1712	-	-	18 (41)	-	-
134	6530500	McLAUGHLIN Brian	USA	17	1713	-	-	17 (43)	-	-
134	422507	HAUGAN Timon	NOR	17	1713	-	17 (45)	-	-	-
136	202520	HOLZMANN Sebastian	GER	16	1714	-	16 (47)	-	-	-
136	534959	JITLOFF Tim	USA	16	1714	-	-	16 (45)	-	-
138	104272	SEGER Brodie	CAN	15	1715	15 (49)	-	-	-	-
138	290095	BALLERIN Andrea	ITA	15	1715	-	-	15 (47)	-	-
138	422073	NETELAND Bjoernar	NOR	15	1715	-	-	8 (57)	4 (62)	3 (48)
138	990048	BORSOTTI Giovanni	ITA	15	1715	-	-	15 (47)	-	-
142	202485	KETTERER David	GER	14	1716	-	14 (48)	-	-	-
142	294890	NANI Roberto	ITA	14	1716	-	-	14 (49)	-	-
144	54358	GRAF Mathias	AUT	13	1717	-	13 (49)	-	-	-
144	511867	NOGER Cedric	SUI	13	1717	-	-	13 (50)	-	-
144	60261	MAES Sam	BEL	13	1717	-	-	13 (50)	-	-
144	194262	BUFFET Robin	FRA	13	1717	-	13 (49)	-	-	-
144	180666	TORSTI Samu	FIN	13	1717	-	-	13 (50)	-	-
144	511981	WEBER Ralph	SUI	13	1717	-	-	-	8 (55)	5 (43)
150	561310	HROBAT Miha	SLO	12	1718	-	-	-	11 (49)	1 (53)
150	320266	JUNG Donghyun	KOR	12	1718	-	12 (51)	-	-	-
150	511908	SCHMIDIGER Reto	SUI	12	1718	-	12 (51)	-	-	-
153	302982	OHKOSHI Ryunosuke	JPN	11	1719	-	11 (53)	-	-	-
153	511847	MANI Nils	SUI	11	1719	7 (59)	-	-	-	4 (46)
155	180570	ROMAR Andreas	FIN	10	1720	7 (59)	-	-	-	3 (48)
155	530939	WEIBRECHT Andrew	USA	10	1720	-	-	-	10 (50)	-
157	422469	SOLHEIM Fabian Wilkens	NOR	9	1721	-	-	9 (53)	-	-
157	930024	MAPLE Wiley	USA	9	1721	8 (58)	-	-	1 (68)	-
157	481103	ANDRIENKO Aleksander	RUS	9	1721	-	-	9 (53)	-	-
157	511899	ROCHAT Marc	SUI	9	1721	-	9 (54)	-	-	-
161	54076	KOECK Niklas	AUT	8	1722	-	-	-	8 (55)	-
161	180534	SANDELL Marcus	FIN	8	1722	-	-	8 (57)	-	-
163	6532084	RADAMUS River	USA	7	1723	-	-	7 (59)	-	-
163	6290886	BACHER Fabian	ITA	7	1723	-	7 (55)	-	-	-
163	192932	FAYED Guillermo	FRA	7	1723	7 (59)	-	-	-	-
166	534508	CHODOUNSKY David	USA	6	1724	-	6 (56)	-	-	-
167	422729	BRAATHEN Lucas	NOR	5	1725	-	-	5 (61)	-	-
167	53968	BERTHOLD Frederic	AUT	5	1725	-	-	-	-	5 (43)
167	990051	BOSCA Giulio Giovanni	ITA	5	1725	-	-	5 (61)	-	-
170	501898	ROENNGREN Mattias	SWE	4	1726	-	-	4 (63)	-	-
170	104531	CRAWFORD James	CAN	4	1726	-	-	-	4 (62)	-
170	292514	HEEL Werner	ITA	4	1726	4 (63)	-	-	-	-
170	422390	MONSEN Marcus	NOR	4	1726	-	-	4 (63)	-	-
174	291145	DEVILLE Cristian	ITA	3	1727	-	3 (58)	-	-	-
174	934523	ENGEL Mark	USA	3	1727	-	3 (58)	-	-	-
174	54245	HETTEGGER Thomas	AUT	3	1727	-	3 (58)	-	-	-
177	6530453	DUPRATT Samuel	USA	2	1728	-	-	-	2 (66)	-
177	103676	BROWN Phil	CAN	2	1728	-	2 (62)	-	-	-
177	532138	KASPER Nolan	USA	2	1728	-	2 (62)	-	-	-
177	53985	MATHIS Marcel	AUT	2	1728	-	-	2 (68)	-	-
177	6291574	SALA Tommaso	ITA	2	1728	-	2 (62)	-	-	-
177	202265	STAUBITZER Benedikt	GER	2	1728	-	-	2 (68)	-	-
177	290732	THALER Patrick	ITA	2	1728	-	2 (62)	-	-	-
184	6291625	SCHIEDER Florian	ITA	1	1729	-	-	-	1 (68)	-
184	201891	SCHMID Philipp	GER	1	1729	-	1 (66)	-	-	-
184	303758	SUGAI Ryo	JPN	1	1729	-	-	-	-	1 (53)

Legend:	-	No points	AC	Alpine Combined	DH	Downhill	Diff.	Difference
GS	-	Giant Slalom	SG	Super-G	SL	Slalom	WCSL	Overall points



FIS ALPINE WORLD SKI CHAMPIONSHIPS SWEDEN



SKISTAR FIS ALPINE WORLD SKI CHAMPIONSHIPS 2019



Åre (SWE)

Men's Slalom

SUN 17 FEB 2019



MEDALLISTS

Medal	Name	NSA
GOLD	HIRSCHER Marcel	AUT - Austria
SILVER	MATT Michael	AUT - Austria
BRONZE	SCHWARZ Marco	AUT - Austria



PRESENTING SPONSOR



OFFICIAL TIMEKEEPER



Audi

helvetia 

BAUHAUS

UNIBET



MAIN SPONSORS




ÅRE 2019
FIS ALPINE WORLD SKI CHAMPIONSHIPS SWEDEN



SKISTAR FIS ALPINE WORLD SKI CHAMPIONSHIPS 2019



Åre (SWE)

After 11 of 11 Events



MEDALLISTS BY EVENT

Event	Date	Medal	Name	NSA Code
Men's Slalom	SUN 17 FEB	GOLD	HIRSCHER Marcel	AUT
		SILVER	MATT Michael	AUT
		BRONZE	SCHWARZ Marco	AUT
Ladies' Slalom	SAT 16 FEB	GOLD	SHIFFRIN Mikaela	USA
		SILVER	SWENN LARSSON Anna	SWE
		BRONZE	VLHOVA Petra	SVK
Men's Giant Slalom	FRI 15 FEB	GOLD	KRISTOFFERSEN Henrik	NOR
		SILVER	HIRSCHER Marcel	AUT
		BRONZE	PINTURAUULT Alexis	FRA
Ladies' Giant Slalom	THU 14 FEB	GOLD	VLHOVA Petra	SVK
		SILVER	REBENSBURG Viktoria	GER
		BRONZE	SHIFFRIN Mikaela	USA
Alpine Team Event	TUE 12 FEB	GOLD	DANIOTH Aline ELLENBERGER Andrea HOLDENER Wendy SIMONET Sandro YULE Daniel ZENHAEUSERN Ramon	SUI
		SILVER	GRITSCH Franziska LIENSBERGER Katharina TRUPPE Katharina HIRSCHBUEHL Christian MATT Michael SCHWARZ Marco	AUT
		BRONZE	BASSINO Marta CURTONI Irene DELLA MEA Lara MAURBERGER Simon TONETTI Riccardo VINATZER Alex	ITA
Men's Alpine Combined	MON 11 FEB	GOLD	PINTURAUULT Alexis	FRA
		SILVER	HADALIN Stefan	SLO
		BRONZE	SCHWARZ Marco	AUT
Ladies' Downhill	SUN 10 FEB	GOLD	STUHEC Ilka	SLO
		SILVER	SUTER Corinne	SUI
		BRONZE	VONN Lindsey	USA
Men's Downhill	SAT 9 FEB	GOLD	JANSRUD Kjetil	NOR
		SILVER	SVINDAL Aksel Lund	NOR
		BRONZE	KRIECHMAYR Vincent	AUT
Ladies' Alpine Combined	FRI 8 FEB	GOLD	HOLDENER Wendy	SUI
		SILVER	VLHOVA Petra	SVK
		BRONZE	MOWINCKEL Ragnhild	NOR

Data Processing by LONGINES

www.fis-ski.com

Page 1/2

Generation date : SUN 17 FEB 2019

Time : 16:03

LONGINES Timing

Document: C93 1.0



Åre (SWE)


After 11 of 11 Events

MEDALLISTS BY EVENT

Men's Super-G	WED 6 FEB	GOLD	PARIS Dominik	ITA
		SILVER	CLAREY Johan	FRA
		SILVER	KRIECHMAYR Vincent	AUT
Ladies' Super-G	TUE 5 FEB	GOLD	SHIFFRIN Mikaela	USA
		SILVER	GOGGIA Sofia	ITA
		BRONZE	SUTER Corinne	SUI






FIS ALPINE WORLD SKI CHAMPIONSHIPS SWEDEN



SKISTAR FIS ALPINE WORLD SKI CHAMPIONSHIPS 2019



Åre (SWE)



After 11 of 11 Events

SUN 17 FEB 2019

MEDAL STANDINGS

Rank	NSA	Men				Ladies				Mixed				Total				Rank by Total
		G	S	B	Tot.	G	S	B	Tot.	G	S	B	Tot.	G	S	B	Tot.	
1	NOR - Norway	2	1		3			1	1					2	1	1	4	=2
1	SUI - Switzerland					1	1	1	3	1			1	2	1	1	4	=2
3	USA - United States of America					2		2	4					2		2	4	=2
4	AUT - Austria	1	3	3	7						1		1	1	4	3	8	1
5	FRA - France	1	1	1	3									1	1	1	3	=5
5	ITA - Italy	1			1		1		1			1	1	1	1	1	3	=5
5	SVK - Slovakia					1	1	1	3					1	1	1	3	=5
8	SLO - Slovenia		1		1	1			1					1	1		2	8
9	GER - Germany						1		1						1		1	=9
9	SWE - Sweden						1		1						1		1	=9
Total:		5	6	4	15	5	5	5	15	1	1	1	3	11	12	10	33	

Note:
Rank by Total is calculated by the total number of gold, silver and bronze medals.

Legend:
= Equal sign indicates that two or more NSAs share the same rank by total
G Gold S Silver Tot. Total B Bronze

17-02-2019 / Åre (SWE) / 0135

Page 1/1

Data Processing by LONGINES

www.fis-ski.com

LONGINES Timing

Generation date : SUN 17 FEB 2019

Time : 16:01

Document: C95 1.0

