




CRANS MONTANA
AUDI FIS SKI WORLD CUP
Alpine Ladies
23-24 February



AUDI FIS SKI WORLD CUP 2018/19



Crans-Montana (SUI)

7th Ladies' Downhill

ENTRY LIST BY NSA

Number of Competitors: 50 Number of NSA: 15

NSA	FIS Code	Name	Date of Birth	FIS Points (21st of February 2019 - List 14)				
				DH	SL	GS	SG	AC
ARG (1)	35089	SIMARI BIRKNER Macarena	22.11.1984	57.75 (201)	31.72 (350)	35.64 (525)	42.43 (237)	59.69 (139)
AUS (1)	45331	SMALL Greta	16.10.1995	35.45 (116)	35.13 (398)	29.60 (380)	42.57 (238)	69.68 (181)
AUT (11)	56258	AGER Christina	11.11.1995	20.10 (57)	51.33 (778)	32.97 (447)	9.67 (38)	31.47 (58)
	56174	HAASER Ricarda	10.09.1993	5.77 (25)	12.68 (87)	4.72 (11)	8.83 (37)	5.66 (20)
	56268	HEIDER Michaela	06.08.1995	21.17 (60)	215.94(3323)	14.56 (119)	18.67 (70)	31.39 (57)
	56328	ORTLIEB Nina	02.04.1996	9.01 (35)	166.04(2929)	10.22 (76)	6.36 (34)	37.15 (75)
	56125	PUCHNER Mirjam	18.05.1992	5.88 (27)	139.02(2607)	15.43 (128)	13.95 (48)	26.15 (49)
	56256	RAEDLER Ariane	20.01.1995	10.88 (39)	62.70(1058)	14.22 (114)	10.51 (40)	60.75 (143)
	56311	REISINGER Elisabeth	02.08.1996	6.80 (32)	142.70(2652)	19.42 (201)	6.00 (31)	21.89 (41)
	55970	SCHMIDHOFER Nicole	15.03.1989	0.92 (2)	999.00(3902)	100.89(2136)	1.21 (4)	627.62(1133)
	56087	SIEBENHOFER Ramona	29.07.1991	1.29 (3)	83.70(1632)	33.96 (472)	4.73 (20)	3.36 (6)
	56088	TIPPLER Tamara	09.04.1991	5.37 (20)	542.91(3848)	115.92(2368)	4.25 (14)	235.31 (811)
56177	VENIER Stephanie	19.12.1993	1.72 (4)	124.86(2413)	118.79(2406)	4.19 (13)	44.20 (96)	
CAN (2)	105269	GAGNON Marie-Michele	25.04.1989	28.23 (84)	9.18 (51)	5.67 (20)	5.59 (28)	4.73 (9)
	107583	REMME Roni	14.02.1996	30.37 (93)	5.59 (18)	19.73 (208)	15.88 (57)	5.33 (16)
FRA (5)	197641	GAUCHE Laura	04.03.1995	26.16 (73)	109.50(2164)	29.24 (376)	22.92 (99)	5.83 (26)
	197383	GAUTHIER Tiffany	02.12.1993	20.41 (59)	123.92(2394)	28.38 (356)	16.54 (59)	104.49 (337)
	197497	MIRADOLI Romane	10.03.1994	5.25 (19)	25.84 (254)	20.75 (223)	5.04 (22)	34.62 (65)
	197861	PASLIER Esther	10.09.1997	24.19 (67)	71.06(1275)	37.01 (568)	15.71 (54)	55.02 (123)
	197295	PIOT Jennifer	24.03.1992	27.99 (83)	471.23(3819)	20.41 (221)	19.41 (75)	81.53 (238)
GER (4)	206520	DORSCH Patrizia	15.02.1994	26.39 (74)	81.09(1571)	24.41 (272)	19.88 (81)	31.99 (59)
	206548	MAGG Ann Katrin	07.03.1994	40.84 (132)	84.29(1649)	18.73 (189)	24.14 (103)	43.51 (93)
	206668	WEIDLE Kira	24.02.1996	2.88 (5)	219.63(3339)	31.15 (405)	19.97 (82)	48.75 (107)
	206460	WENIG Michaela	14.06.1992	5.56 (22)	122.85(2375)	24.49 (273)	15.04 (51)	40.83 (82)
ITA (8)	299276	BASSINO Marta	27.02.1996	26.14 (72)	56.61 (912)	4.18 (9)	5.99 (30)	3.94 (7)
	297601	BRIGNONE Federica	14.07.1990	5.92 (28)	28.74 (306)	2.16 (5)	3.10 (9)	3.06 (4)
	297910	CURTONI Elena	03.02.1991	22.04 (61)	71.41(1281)	8.97 (59)	4.43 (17)	23.95 (46)
	299630	DELAGO Nadia	12.11.1997	12.67 (42)	125.46(2423)	34.30 (480)	27.93 (130)	71.83 (193)
	299466	DELAGO Nicol	05.01.1996	4.07 (12)	63.07(1065)	47.02 (841)	6.04 (33)	5.44 (17)
	296729	FANCHINI Nadia	25.06.1986	4.48 (15)	198.99(3214)	16.98 (163)	4.54 (18)	973.50(1179)
	298323	GOGGIA Sofia	15.11.1992	3.28 (8)	94.31(1860)	8.63 (57)	2.64 (8)	5.99 (29)
	297702	MARSAGLIA Francesca	27.01.1990	5.98 (29)	153.48(2801)	8.60 (55)	4.40 (16)	33.02 (62)
LIE (1)	355050	WEIRATHER Tina	24.05.1989	3.91 (11)	491.18(3835)	22.96 (254)	0.00 (1)	66.23 (162)
MON (1)	375018	COLETTI Alexandra	08.08.1983	38.55 (121)	999.00(3902)	183.32(3131)	46.33 (273)	86.57 (254)
NOR (2)	426257	LIE Kajsja Vickhoff	20.06.1998	22.65 (62)	19.95 (169)	22.82 (249)	5.35 (25)	5.17 (13)
	425929	MOWINCKEL Ragnhild	12.09.1992	4.44 (14)	81.26(1578)	2.37 (6)	1.09 (3)	3.28 (5)



Crans-Montana (SUI)


7th Ladies' Downhill

ENTRY LIST BY NSA

Number of Competitors: 50 Number of NSA: 15

NSA	FIS Code	Name	Date of Birth	FIS Points (21st of February 2019 - List 14)					
				DH	SL	GS	SG	AC	
RUS (1)	485941	PLESHKOVA Iulija	17.05.1997	30.79 (95)	60.78(1011)	27.63 (339)	21.66 (92)	61.98 (146)	
SLO (2)	565320	FERK Marusa	27.09.1988	37.08 (118)	5.99 (29)	19.52 (204)	27.09 (125)	5.80 (25)	
	565360	STUHEC Ilka	26.10.1990	0.00 (1)	17.64 (148)	19.02 (194)	2.26 (6)	4.02 (8)	
SUI (9)	516373	FLUETSCH Luana	10.01.1995	26.41 (75)	21.55 (195)	23.20 (258)	20.29 (84)	46.64 (101)	
	516248	FLURY Jasmine	16.09.1993	5.08 (18)	300.95(3629)	36.35 (550)	4.25 (14)	109.83 (361)	
	516429	GROEBLI Nathalie	01.12.1996	15.73 (46)	68.96(1204)	16.76 (154)	12.92 (44)	22.86 (43)	
	516138	GUT-BEHRAMI Lara	27.04.1991	4.62 (16)	70.50(1258)	5.75 (22)	1.45 (5)	35.18 (68)	
	516185	HAEHLEN Joana	23.01.1992	5.65 (23)	242.00(3460)	57.05(1103)	4.61 (19)	69.90 (182)	
	516280	HOLDENER Wendy	12.05.1993	19.53 (55)	3.11 (4)	3.85 (7)	5.12 (23)	0.00 (1)	
	516219	NUFER Priska	11.02.1992	12.46 (41)	152.46(2783)	21.78 (239)	15.87 (56)	5.77 (24)	
	516319	SUTER Corinne	28.09.1994	3.09 (6)	320.67(3684)	35.39 (515)	4.00 (11)	45.83 (100)	
	516519	SUTER Juliana	23.04.1998	15.12 (45)	57.01 (917)	32.53 (434)	32.01 (160)	95.12 (295)	
SWE (1)	506701	HOERNBLAD Lisa	06.03.1996	16.67 (49)	28.24 (293)	15.30 (127)	11.05 (42)	5.61 (19)	
USA (1)	6535600	MERRYWEATHER Alice	05.10.1996	14.68 (44)	70.33(1248)	24.30 (270)	24.26 (105)	45.58 (99)	

Legend:							
AC	Alpine Combined	DH	Downhill	GS	Giant Slalom	SG	Super-G
SL	Slalom						

23-02-2019 / Crans-Montana (SUI) / 5095

Page 2/2

Data Processing by LONGINES

www.fis-ski.com

LONGINES Timing

Generation date : FRI 22 FEB 2019


Time : 17:04

Document: C32E 1.0

TITLE SPONSOR 	OFFICIAL TIMEKEEPER 		OFFICIAL SPONSORS 								
OFFICIAL BROADCASTER 	INT. MEDIA RIGHTS 	PARTNERS & SPONSORS CRANS-MONTANA 									



CRANS MONTANA
AUDI FIS SKI WORLD CUP
 Alpine Ladies
 23-24 February



AUDI FIS SKI WORLD CUP 2018/19



Crans-Montana (SUI)

7th Ladies' Downhill

DRAW LIST

Number of Competitors: 50 Number of NSA: 15

Rank 120 in the FIS List: PIZZATO Sofia

FIS Pts: 38.15

No	FIS Code	Name	NSA Code	WC SL DH	WC SL Overall	FIS DH
1	565360	STUHEC Ilka	SLO	528 (1)	930 (6)	0.00 (1)
2	55970	SCHMIDHOFER Nicole	AUT	458 (2)	822 (8)	0.92 (2)
3	56087	SIEBENHOFER Ramona	AUT	430 (3)	685 (11)	1.29 (3)
4	56177	VENIER Stephanie	AUT	397 (4)	580 (15)	1.72 (4)
5	206668	WEIDLE Kira	GER	309 (5)	327 (28)	2.88 (5)
6	516319	SUTER Corinne	SUI	293 (6)	478 (17)	3.09 (6)
7	298323	GOGGIA Sofia	ITA	279 (8)	613 (14)	3.28 (8)
8	355050	WEIRATHER Tina	LIE	231 (11)	684 (12)	3.91 (11)
9	299466	DELAGO Nicol	ITA	219 (12)	310 (31)	4.07 (12)
10	425929	MOWINCKEL Ragnhild	NOR	191 (14)	1092 (4)	4.44 (14)
11	296729	FANCHINI Nadia	ITA	188 (15)	338 (25)	4.48 (15)
12	516138	GUT-BEHRAMI Lara	SUI	177 (16)	614 (13)	4.62 (16)
13	516248	FLURY Jasmine	SUI	142 (18)	311 (30)	5.08 (18)
14	197497	MIRADOLI Romane	FRA	129 (19)	281 (33)	5.25 (19)
15	56088	TIPPLER Tamara	AUT	120 (20)	289 (32)	5.37 (20)
16	+500 297601	BRIGNONE Federica	ITA	78 (28)	902 (7)	5.92 (28)
17	206460	WENIG Michaela	GER	106 (22)	121 (55)	5.56 (22)
18	516185	HAEHLEN Joana	SUI	99 (23)	245 (35)	5.65 (23)
19	56174	HAASER Ricarda	AUT	90 (25)	331 (27)	5.77 (25)
20	56125	PUCHNER Mirjam	AUT	81 (27)	112 (58)	5.88 (27)
21	297702	MARSAGLIA Francesca	ITA	74 (29)	270 (34)	5.98 (29)
22	6535600	MERRYWEATHER Alice	USA	60 (32)	75 (72)	14.68 (44)
23	197383	GAUTHIER Tiffany	FRA	57 (33)	109 (60)	20.41 (59)
24	56258	AGER Christina	AUT	53 (35)	115 (57)	20.10 (57)
25	56328	ORTLIEB Nina	AUT	46 (36)	70 (76)	9.01 (35)
26	506701	HOERNBLAD Lisa	SWE	34 (39)	122 (54)	16.67 (49)
27	297910	CURTONI Elena	ITA	34 (39)	203 (42)	22.04 (61)
28	516219	NUFER Priska	SUI	30 (41)	112 (58)	12.46 (41)
29	299276	BASSINO Marta	ITA	23 (45)	405 (21)	26.14 (72)
30	426257	LIE Kajsa Vickhoff	NOR	19 (47)	168 (46)	22.65 (62)
31	+500 516280	HOLDENER Wendy	SUI	9 (52)	1105 (3)	19.53 (55)
32	56311	REISINGER Elisabeth	AUT	-	-	6.80 (32)
33	56256	RAEDLER Ariane	AUT	4 (56)	33 (102)	10.88 (39)
34	299630	DELAGO Nadia	ITA	3 (57)	3 (148)	12.67 (42)
35	516519	SUTER Juliana	SUI	13 (51)	13 (127)	15.12 (45)
36	516429	GROEBLI Nathalie	SUI	-	11 (132)	15.73 (46)
37	56268	HEIDER Michaela	AUT	-	-	21.17 (60)
38	197861	PASLIER Esther	FRA	-	2 (152)	24.19 (67)
39	197641	GAUCHE Laura	FRA	15 (49)	71 (75)	26.16 (73)
40	206520	DORSCH Patrizia	GER	9 (52)	29 (108)	26.39 (74)
41	516373	FLUETSCH Luana	SUI	-	-	26.41 (75)
42	197295	PIOT Jennifer	FRA	6 (54)	28 (111)	27.99 (83)
43	105269	GAGNON Marie-Michele	CAN	-	238 (36)	28.23 (84)
44	107583	REMME Roni	CAN	5 (55)	162 (47)	30.37 (93)
45	485941	PLESHKOVA Iulija	RUS	-	-	30.79 (95)



Crans-Montana (SUI)



7th Ladies' Downhill

DRAW LIST

Number of Competitors: 50

Number of NSA: 15

Rank 120 in the FIS List: PIZZATO Sofia

FIS Pts: 38.15

No	FIS Code	Name	NSA Code	WCSL DH	WCSL Overall	FIS DH
46	45331	SMALL Greta	AUS	-	-	35.45 (116)
47	565320	FERK Marusa	SLO	-	78 (71)	37.08 (118)
48	375018	COLETTI Alexandra	MON	1 (61)	1 (157)	>38.55 (121)
49	206548	MAGG Ann Katrin	GER	-	-	>40.84 (132)
50	35089	SIMARI BIRKNER Macarena	ARG	-	-	>57.75 (201)

Legend:

+ 500 At least 500 points on WCSL-O after 15th place or after 30th place
 > Greater than 120th rank in the FIS points list
 FIS_DH FIS points for DH (14th FIS points list 2018/2019)
 No Control Number
 WCSL_DH FIS World Cup Start List points for Downhill



CRANS MONTANA
AUDI FIS SKI WORLD CUP
 Alpine Ladies **19**
 23-24 February



Audi
FIS Ski World Cup

AUDI FIS SKI WORLD CUP 2018/19

Crans-Montana (SUI)



7th Ladies' Downhill

SAT 23 FEB 2019

Start Time : 9:30

START LIST

Jury

FIS Technical Delegate	DEBART Jean-Louis	FRA
Referee	SKAARDAL Atle	FIS
Assistant Referee	VULLIET Jean-Philippe	FIS
Chief of Race	MURMANN Markus	SUI

Technical Data

Course Name	Mont Lachaux
Start Altitude	2210m
Finish Altitude	1545m
Vertical Drop	665m
Course Length	2451m
Homologation Number	12442/10/17

Race Information

Course setter	VULLIET Jean-Philippe	FIS
Gates	38	
Start Time	9:30	

Number of Competitors: 50 Number of NSA: 15

Bib	FIS Code	Name	Year of Birth	NSA Code	Time	Ski
1	565360	STUHEC Ilka	1990	SLO		Stoekli
2	516248	FLURY Jasmine	1993	SUI		Stoekli
3	56177	VENIER Stephanie	1993	AUT		Atomic
4	297601	BRIGNONE Federica	1990	ITA		Rossignol
5	55970	SCHMIDHOFER Nicole	1989	AUT		Fischer
6	516185	HAEHLEN Joana	1992	SUI		Atomic
7	56087	SIEBENHOFER Ramona	1991	AUT		Fischer
8	206460	WENIG Michaela	1992	GER		Stoekli
9	206668	WEIDLE Kira	1996	GER		Rossignol
10	56088	TIPPLER Tamara	1991	AUT		Salomon
-----break-----						
11	516319	SUTER Corinne	1994	SUI		Head
12	516138	GUT-BEHRAMI Lara	1991	SUI		Head
13	298323	GOGGIA Sofia	1992	ITA		Atomic
14	197497	MIRADOLI Romane	1994	FRA		Dynastar
15	355050	WEIRATHER Tina	1989	LIE		Head
16	56174	HAASER Ricarda	1993	AUT		Fischer
17	299466	DELAGO Nicol	1996	ITA		Atomic
18	56125	PUCHNER Mirjam	1992	AUT		Atomic
19	425929	MOWINCKEL Ragnhild	1992	NOR		Head
20	296729	FANCHINI Nadia	1986	ITA		Dynastar
-----break-----						
21	197383	GAUTHIER Tiffany	1993	FRA		Rossignol
22	297702	MARSAGLIA Francesca	1990	ITA		Salomon
23	426257	LIE Kajsa Vickhoff	1998	NOR		Head
24	6535600	MERRYWEATHER Alice	1996	USA		Rossignol
25	297910	CURTONI Elena	1991	ITA		Head
26	506701	HOERNBLAD Lisa	1996	SWE		Fischer
27	516219	NUFER Priska	1992	SUI		Dynastar
28	299276	BASSINO Marta	1996	ITA		Salomon
29	56258	AGER Christina	1995	AUT		Atomic
30	56328	ORTLIEB Nina	1996	AUT		Head
-----break-----						
31	516280	HOLDENER Wendy	1993	SUI		Head
32	56311	REISINGER Elisabeth	1996	AUT		Head
33	56256	RAEDLER Ariane	1995	AUT		Head
34	299630	DELAGO Nadia	1997	ITA		Atomic
35	516519	SUTER Juliana	1998	SUI		Atomic

23-02-2019 / Crans-Montana (SUI) / 5095

Page 1/2

Data Processing by LONGINES

www.fis-ski.com

LONGINES Timing

Generation date : FRI 22 FEB 2019

Time : 19:15

Document: C51A 1.0



Crans-Montana (SUI)


7th Ladies' Downhill

SAT 23 FEB 2019

START LIST

Start Time : 9:30

Number of Competitors: 50 Number of NSA: 15

Bib	FIS Code	Name	Year of Birth	NSA Code	Time	Ski
36	516429	GROEBLI Nathalie	1996	SUI	_____	
37	56268	HEIDER Michaela	1995	AUT	_____	
38	197861	PASLIER Esther	1997	FRA	_____	Salomon
39	197641	GAUCHE Laura	1995	FRA	_____	Salomon
40	206520	DORSCH Patrizia	1994	GER	_____	Stoekli
41	516373	FLUETSCH Luana	1995	SUI	_____	Stoekli
42	197295	PIOT Jennifer	1992	FRA	_____	Fischer
43	105269	GAGNON Marie-Michele	1989	CAN	_____	Rossignol
44	107583	REMME Roni	1996	CAN	_____	Head
45	485941	PLESHKOVA Iulija	1997	RUS	_____	Head
46	45331	SMALL Greta	1995	AUS	_____	Atomic
47	565320	FERK Marusa	1988	SLO	_____	Salomon
48	375018	COLETTI Alexandra	1983	MON	_____	Head
49	206548	MAGG Ann Katrin	1994	GER	_____	Head
50	35089	SIMARI BIRKNER Macarena	1984	ARG	_____	Fischer

Forerunners:

F1-LUGINBÜHL Nico	SUI	F2-IMMELÉ Corentin	SUI	F3-VAUTHEY Maxime	SUI
F4-CARROZ Théo	SUI				



CRANS MONTANA
AUDI FIS SKI WORLD CUP
 Alpine Ladies **19**
 23-24 February



Audi
FIS Ski World Cup

AUDI FIS SKI WORLD CUP 2018/19



Crans-Montana (SUI)

7th Ladies' Downhill

SAT 23 FEB 2019

Start Time : 9:30

OFFICIAL RESULTS

Jury

FIS Technical Delegate	DEBART Jean-Louis	FRA
Referee	SKAARDAL Atle	FIS
Assistant Referee	VULLIET Jean-Philippe	FIS
Chief of Race	MURMANN Markus	SUI

Technical Data

Course Name	Mont Lachaux
Start Altitude	2210m
Finish Altitude	1545m
Vertical Drop	665m
Course Length	2451m
Homologation Number	12442/10/17

Race Information

Course setter	VULLIET Jean-Philippe	FIS
Gates	38	
Start Time	9:30	

Number of Competitors: 50 Number of NSA: 15

F-factor: 1250

Rank	Bib	FIS Code	Name	Year of Birth	NSA Code	Time	Difference	Distance (m)	Race Points	Ski
1	13	298323	GOGGIA Sofia	1992	ITA	1:29.77			0.00	Atomic
2	5	55970	SCHMIDHOFER Nicole	1989	AUT	1:30.29	0.52	14.12	7.24	Fischer
3	11	516319	SUTER Corinne	1994	SUI	1:30.36	0.59	16.00	8.22	Head
4	6	516185	HAEHLEN Joana	1992	SUI	1:30.38	0.61	16.54	8.49	Atomic
5	3	56177	VENIER Stephanie	1993	AUT	1:30.45	0.68	18.43	9.47	Atomic
6	12	516138	GUT-BEHRAMI Lara	1991	SUI	1:30.48	0.71	19.23	9.89	Head
7	4	297601	BRIGNONE Federica	1990	ITA	1:30.55	0.78	21.11	10.86	Rossignol
8	20	296729	FANCHINI Nadia	1986	ITA	1:30.60	0.83	22.45	11.56	Dynastar
9	2	516248	FLURY Jasmine	1993	SUI	1:30.74	0.97	26.20	13.51	Stoeckli
10	14	197497	MIRADOLI Romane	1994	FRA	1:30.81	1.04	28.07	14.48	Dynastar
11	19	425929	MOWINCKEL Ragnhild	1992	NOR	1:30.83	1.06	28.60	14.76	Head
12	17	299466	DELAGO Nicol	1996	ITA	1:31.06	1.29	34.72	17.96	Atomic
13	9	206668	WEIDLE Kira	1996	GER	1:31.14	1.37	36.84	19.08	Rossignol
14	26	506701	HOERNBLAD Lisa	1996	SWE	1:31.16	1.39	37.37	19.36	Fischer
15	27	516219	NUFER Priska	1992	SUI	1:31.27	1.50	40.28	20.89	Dynastar
16	15	355050	WEIRATHER Tina	1989	LIE	1:31.29	1.52	40.81	21.17	Head
17	10	56088	TIPPLER Tamara	1991	AUT	1:31.69	1.92	51.32	26.73	Salomon
18	18	56125	PUCHNER Mirjam	1992	AUT	1:31.82	2.05	54.72	28.55	Atomic
19	24	6535600	MERRYWEATHER Alice	1996	USA	1:31.94	2.17	57.85	30.22	Rossignol
20	28	299276	BASSINO Marta	1996	ITA	1:31.98	2.21	58.89	30.77	Salomon
21	16	56174	HAASER Ricarda	1993	AUT	1:32.11	2.34	62.27	32.58	Fischer
22	33	56256	RAEDLER Ariane	1995	AUT	1:32.13	2.36	62.78	32.86	Head
23	7	56087	SIEBENHOFER Ramona	1991	AUT	1:32.33	2.56	67.96	35.65	Fischer
24	29	56258	AGER Christina	1995	AUT	1:32.34	2.57	68.22	35.79	Atomic
25	25	297910	CURTONI Elena	1991	ITA	1:32.41	2.64	70.02	36.76	Head
26	45	485941	PLESHKOVA Iulija	1997	RUS	1:32.61	2.84	75.16	39.55	Head
27	44	107583	REMME Roni	1996	CAN	1:32.83	3.06	80.79	42.61	Head
28	40	206520	DORSCH Patrizia	1994	GER	1:32.84	3.07	81.05	42.75	Stoeckli
29	39	197641	GAUCHE Laura	1995	FRA	1:32.85	3.08	81.30	42.89	Salomon
30	41	516373	FLUETSCH Luana	1995	SUI	1:32.87	3.10	81.81	43.17	Stoeckli
31	8	206460	WENIG Michaela	1992	GER	1:32.91	3.14	82.83	43.72	Stoeckli
32	31	516280	HOLDENER Wendy	1993	SUI	1:33.19	3.42	89.95	47.62	Head
33	36	516429	GROEBLI Nathalie	1996	SUI	1:33.25	3.48	91.47	48.46	
34	43	105269	GAGNON Marie-Michele	1989	CAN	1:33.26	3.49	91.72	48.60	Rossignol
35	34	299630	DELAGO Nadia	1997	ITA	1:33.41	3.64	95.51	50.69	Atomic
36	37	56268	HEIDER Michaela	1995	AUT	1:33.51	3.74	98.03	52.08	
37	38	197861	PASLIER Esther	1997	FRA	1:33.65	3.88	101.55	54.03	Salomon



Crans-Montana (SUI)


7th Ladies' Downhill

SAT 23 FEB 2019

OFFICIAL RESULTS

Start Time : 9:30

Number of Competitors: 50 **Number of NSA: 15**

F-factor: 1250

Rank	Bib	FIS Code	Name	Year of Birth	NSA Code	Time	Difference	Distance (m)	Race Points	Ski
38	49	206548	MAGG Ann Katrin	1994	GER	1:33.89	4.12	107.55	57.37	Head
39	46	45331	SMALL Greta	1995	AUS	1:33.93	4.16	108.55	57.93	Atomic
40	42	197295	PIOT Jennifer	1992	FRA	1:34.18	4.41	114.77	61.41	Fischer
41	50	35089	SIMARI BIRKNER Macarena	1984	ARG	1:36.51	6.74	171.17	93.85	Fischer
42	35	516519	SUTER Juliana	1998	SUI	1:37.35	7.58	190.84	105.55	Atomic

DID NOT FINISH: 7 competitors

1	565360	STUHEC Ilka	1990	SLO						Stoeckli
21	197383	GAUTHIER Tiffany	1993	FRA						Rossignol
22	297702	MARSAGLIA Francesca	1990	ITA						Salomon
23	426257	LIE Kajsa Vickhoff	1998	NOR						Head
30	56328	ORTLIEB Nina	1996	AUT						Head
32	56311	REISINGER Elisabeth	1996	AUT						Head
48	375018	COLETTI Alexandra	1983	MON						Head

DID NOT START: 1 competitor

47	565320	FERK Marusa	1988	SLO						Salomon
----	--------	-------------	------	-----	--	--	--	--	--	---------

Forerunners:											
F1-LUGINBÜHL Nico			SUI	F2-IMMELÉ Corentin			SUI	F3-VAUTHEY Maxime			SUI
F4-CARROZ Théo			SUI								

Conditions on course:										
SUNNY		Snow: HARD		Temperature - Start: -1°C			Temperature - Finish: 2°C			

Official results reviewed after time correction for bib 2, 6, 12 and 27



CRANS MONTANA
AUDI FIS SKI WORLD CUP
 Alpine Ladies
 23-24 February **19**



AUDI FIS SKI WORLD CUP 2018/19



Crans-Montana (SUI)

7th Ladies' Downhill

SAT 23 FEB 2019



PENALTY CALCULATION

Best 10 at Finish

Rank	Bib	FIS Code	Name	NSA Code	FIS Points	Best 5	Race Points
1	13	298323	GOGGIA Sofia	ITA	3.28	3.28	0.00
2	5	55970	SCHMIDHOFER Nicole	AUT	0.92	0.92	7.24
3	11	516319	SUTER Corinne	SUI	3.09	3.09	8.22
4	6	516185	HAEHLEN Joana	SUI	5.65		
5	3	56177	VENIER Stephanie	AUT	1.72	1.72	9.47
6	12	516138	GUT-BEHRAMI Lara	SUI	4.62		
7	4	297601	BRIGNONE Federica	ITA	5.92		
8	20	296729	FANCHINI Nadia	ITA	4.48	4.48	11.56
9	2	516248	FLURY Jasmine	SUI	5.08		
10	14	197497	MIRADOLI Romane	FRA	5.25		

Best 5 FIS Points at Start


Rank	Bib	FIS Code	Name	NSA Code	FIS Points
DNF	1	565360	STUHEC Ilka	SLO	0.00
2	5	55970	SCHMIDHOFER Nicole	AUT	0.92
23	7	56087	SIEBENHOFER Ramona	AUT	1.29
5	3	56177	VENIER Stephanie	AUT	1.72
13	9	206668	WEIDLE Kira	GER	2.88

TOTALS:

FIS Points of Best 5 at Start (B)	6.81	
FIS Points of Best at Finish in Top 10 (A)		13.49
Race Points of Corresponding Competitors (C)		36.49
Calculated Penalty (A+B-C):10 =>	-1.62	
Rounded	-1.62	
Category Adder	0.00	
Correction Value (Z)	0.00	
Calculated Penalty	-1.62	
Penalty Applied	0.00	

Legend:

DNF Did not finish





CRANS MONTANA
AUDI FIS SKI WORLD CUP
 Alpine Ladies
 23-24 February **19**



AUDI FIS SKI WORLD CUP 2018/19



Crans-Montana (SUI)

7th Ladies' Downhill

SAT 23 FEB 2019

Start Time : 9:30



PERFORMANCE ANALYSIS BY RANK

Number of Competitors: 42 Number of NSA: 13

Rank	Bib	Name Ski	NSA Code	Positions			Partials		Difference		Speed	
				Pos	Time	Rank	Pos	Time	Rank	Time	Dist.(m)	Pos.
1	13	GOGGIA Sofia Atomic	ITA	Int1: 18.95 (8) Int2: 38.52 (2) Int3: 55.24 (1) Int4: 1:04.62 (1) Int5: 1:19.59 (1) Fin: 1:29.77 (1)	11-12: 19.57 (1) 12-13: 16.72 (1) 13-14: 9.38 (3) 14-15: 14.97 (1) 15-Fin: 10.18 (8)		0.14 0.05		Sp1 104.76 (2)			
								0.00	Avg: 98.29			
2	5	SCHMIDHOFER Nicole Fischer	AUT	Int1: 18.91 (4) Int2: 38.66 (5) Int3: 55.38 (2) Int4: 1:05.01 (5) Int5: 1:20.20 (3) Fin: 1:30.29 (2)	11-12: 19.75 (6) 12-13: 16.72 (1) 13-14: 9.63 (31) 14-15: 15.19 (3) 15-Fin: 10.09 (6)		0.10 0.19 0.14 0.39 0.61 0.52	14.12	Sp1 100.37 (27)			
									Avg: 97.73			
3	11	SUTER Corinne Head	SUI	Int1: 18.85 (2) Int2: 38.63 (4) Int3: 55.43 (3) Int4: 1:04.80 (2) Int5: 1:20.02 (2) Fin: 1:30.36 (3)	11-12: 19.78 (8) 12-13: 16.80 (4) 13-14: 9.37 (2) 14-15: 15.22 (4) 15-Fin: 10.34 (19)		0.04 0.16 0.19 0.18 0.43 0.59	16.00	Sp1 100.73 (24)			
									Avg: 97.65			
4	6	HAEHLEN Joana Atomic	SUI	Int1: 18.96 (10) Int2: 38.59 (3) Int3: 55.44 (4) Int4: 1:04.97 (4) Int5: 1:20.38 (6) Fin: 1:30.38 (4)	11-12: 19.63 (2) 12-13: 16.85 (8) 13-14: 9.53 (14) 14-15: 15.41 (14) 15-Fin: 10.00 (3)		0.15 0.12 0.20 0.35 0.79 0.61	16.54	Sp1 101.27 (17)			
									Avg: 97.63			
5	3	VENIER Stephanie Atomic	AUT	Int1: 18.97 (11) Int2: 38.70 (6) Int3: 55.57 (6) Int4: 1:05.13 (7) Int5: 1:20.20 (3) Fin: 1:30.45 (5)	11-12: 19.73 (4) 12-13: 16.87 (11) 13-14: 9.56 (19) 14-15: 15.07 (2) 15-Fin: 10.25 (15)		0.16 0.23 0.33 0.51 0.61 0.68	18.43	Sp1 101.06 (20)			
									Avg: 97.55			
6	12	GUT-BEHRAMI Lara Head	SUI	Int1: 18.81 (1) Int2: 38.47 (1) Int3: 55.48 (5) Int4: 1:04.89 (3) Int5: 1:20.25 (5) Fin: 1:30.48 (6)	11-12: 19.66 (3) 12-13: 17.01 (16) 13-14: 9.41 (4) 14-15: 15.36 (10) 15-Fin: 10.23 (13)		0.24 0.27 0.66 0.71	19.23	Sp1 99.10 (34)			
									Avg: 97.52			
7	4	BRIGNONE Federica Rossignol	ITA	Int1: 19.03 (15) Int2: 38.85 (9) Int3: 55.82 (10) Int4: 1:05.40 (11) Int5: 1:20.70 (9) Fin: 1:30.55 (7)	11-12: 19.82 (9) 12-13: 16.97 (15) 13-14: 9.58 (21) 14-15: 15.30 (6) 15-Fin: 9.85 (1)		0.22 0.38 0.58 0.78 1.11 0.78	21.11	Sp1 101.01 (21)			
									Avg: 97.44			



PERFORMANCE ANALYSIS BY RANK

Number of Competitors: 42 Number of NSA: 13

Rank	Bib	Name Ski	NSA Code	Positions			Partials		Difference		Speed				
				Pos	Time	Rank	Pos	Time	Rank	Time	Dist.(m)	Pos.	(km/h)	Rank	
8	20	FANCHINI Nadia Dynastar	ITA	Int1:	19.11	(21)	11-12:	19.74	(5)	0.30		Sp1	100.35	(28)	
				Int2:	38.85	(9)	12-13:	16.89	(13)	0.38					
				Int3:	55.74	(9)	13-14:	9.53	(14)	0.50					
				Int4:	1:05.27	(9)	14-15:	15.30	(6)	0.65					
				Int5:	1:20.57	(8)	15-Fin:	10.03	(5)	0.98					
				Fin:	1:30.60	(8)				0.83	22.45	Avg:	97.39		
9	2	FLURY Jasmine Stoeckli	SUI	Int1:	18.95	(8)	11-12:	19.91	(12)	0.14		Sp1	101.25	(18)	
				Int2:	38.86	(11)	12-13:	16.86	(9)	0.39					
				Int3:	55.72	(8)	13-14:	9.58	(21)	0.48					
				Int4:	1:05.30	(10)	14-15:	15.48	(17)	0.68					
				Int5:	1:20.78	(11)	15-Fin:	9.96	(2)	1.19					
				Fin:	1:30.74	(9)				0.97	26.20	Avg:	97.24		
10	14	MIRADOLI Romane Dynastar	FRA	Int1:	19.04	(15)	11-12:	19.76	(7)	0.23		Sp1	100.49	(26)	
				Int2:	38.80	(7)	12-13:	17.10	(20)	0.33					
				Int3:	55.90	(11)	13-14:	9.50	(10)	0.66					
				Int4:	1:05.40	(11)	14-15:	15.40	(13)	0.78					
				Int5:	1:20.80	(12)	15-Fin:	10.01	(4)	1.21					
				Fin:	1:30.81	(10)				1.04	28.07	Avg:	97.17		
11	19	MOWINCKEL Ragnhild Head	NOR	Int1:	18.92	(5)	11-12:	19.92	(13)	0.11		Sp1	101.43	(15)	
				Int2:	38.84	(8)	12-13:	16.83	(5)	0.37					
				Int3:	55.67	(7)	13-14:	9.45	(5)	0.43					
				Int4:	1:05.12	(6)	14-15:	15.38	(11)	0.50					
				Int5:	1:20.50	(7)	15-Fin:	10.33	(18)	0.91					
				Fin:	1:30.83	(11)				1.06	28.60	Avg:	97.14		
12	17	DELAGO Nicol Atomic	ITA	Int1:	18.93	(6)	11-12:	20.17	(20)	0.12		Sp1	104.89	(1)	
				Int2:	39.10	(14)	12-13:	16.86	(9)	0.63					
				Int3:	55.96	(13)	13-14:	9.29	(1)	0.72					
				Int4:	1:05.25	(8)	14-15:	15.51	(20)	0.63					
				Int5:	1:20.76	(10)	15-Fin:	10.30	(16)	1.17					
				Fin:	1:31.06	(12)				1.29	34.72	Avg:	96.90		
13	9	WEIDLE Kira Rossignol	GER	Int1:	19.02	(13)	11-12:	20.10	(17)	0.21		Sp1	98.55	(35)	
				Int2:	39.12	(15)	12-13:	16.91	(14)	0.65					
				Int3:	56.03	(16)	13-14:	9.60	(26)	0.79					
				Int4:	1:05.63	(17)	14-15:	15.34	(9)	1.01					
				Int5:	1:20.97	(15)	15-Fin:	10.17	(7)	1.38					
				Fin:	1:31.14	(13)				1.37	36.84	Avg:	96.81		
14	26	HOERNBLAD Lisa Fischer	SWE	Int1:	19.11	(21)	11-12:	20.08	(16)	0.30		Sp1	99.52	(31)	
				Int2:	39.19	(17)	12-13:	16.83	(5)	0.72					
				Int3:	56.02	(14)	13-14:	9.47	(8)	0.78					
				Int4:	1:05.49	(14)	14-15:	15.46	(15)	0.87					
				Int5:	1:20.95	(14)	15-Fin:	10.21	(11)	1.36					
				Fin:	1:31.16	(14)				1.39	37.37	Avg:	96.79		
15	27	NUFER Priska Dynastar	SUI	Int1:	19.20	(26)	11-12:	19.87	(11)	0.39		Sp1	103.28	(5)	
				Int2:	39.07	(13)	12-13:	16.84	(7)	0.60					
				Int3:	55.91	(12)	13-14:	9.53	(14)	0.67					
				Int4:	1:05.44	(13)	14-15:	15.38	(11)	0.82					
				Int5:	1:20.82	(13)	15-Fin:	10.45	(23)	1.23					
				Fin:	1:31.27	(15)				1.50	40.28	Avg:	96.68		
16	15	WEIRATHER Tina Head	LIE	Int1:	18.94	(7)	11-12:	20.31	(23)	0.13		Sp1	101.14	(19)	
				Int2:	39.25	(20)	12-13:	16.77	(3)	0.78					
				Int3:	56.02	(14)	13-14:	9.58	(21)	0.78					
				Int4:	1:05.60	(16)	14-15:	15.49	(19)	0.98					
				Int5:	1:21.09	(16)	15-Fin:	10.20	(9)	1.50					
				Fin:	1:31.29	(16)				1.52	40.81	Avg:	96.65		

Crans-Montana (SUI)


7th Ladies' Downhill

SAT 23 FEB 2019

PERFORMANCE ANALYSIS BY RANK

Start Time : 9:30

Number of Competitors: 42 Number of NSA: 13

Rank	Bib	Name Ski	NSA Code	Positions			Partials		Difference		Speed			
				Pos	Time	Rank	Pos	Time	Rank	Time	Dist.(m)	Pos.	(km/h)	Rank
17	10	TIPPLER Tamara Salomon	AUT	Int1:	19.15	(24)	11-12:	20.04	(15)	0.34		Sp1	102.61	(6)
				Int2:	39.19	(17)	12-13:	17.11	(22)	0.72				
				Int3:	56.30	(19)	13-14:	9.54	(18)	1.06				
				Int4:	1:05.84	(19)	14-15:	15.29	(5)	1.22				
				Int5:	1:21.13	(17)	15-Fin:	10.56	(29)	1.54				
				Fin:	1:31.69	(17)				1.92	51.32	Avg:	96.23	
18	18	PUCHNER Mirjam Atomic	AUT	Int1:	18.90	(3)	11-12:	20.13	(18)	0.09		Sp1	101.42	(16)
				Int2:	39.03	(12)	12-13:	17.11	(22)	0.56				
				Int3:	56.14	(17)	13-14:	9.45	(5)	0.90				
				Int4:	1:05.59	(15)	14-15:	15.73	(28)	0.97				
				Int5:	1:21.32	(18)	15-Fin:	10.50	(26)	1.73				
				Fin:	1:31.82	(18)				2.05	54.72	Avg:	96.10	
19	24	MERRYWEATHER Alice Rossignol	USA	Int1:	19.18	(25)	11-12:	19.97	(14)	0.37		Sp1	103.76	(3)
				Int2:	39.15	(16)	12-13:	17.40	(38)	0.68				
				Int3:	56.55	(25)	13-14:	9.57	(20)	1.31				
				Int4:	1:06.12	(23)	14-15:	15.51	(20)	1.50				
				Int5:	1:21.63	(19)	15-Fin:	10.31	(17)	2.04				
				Fin:	1:31.94	(19)				2.17	57.85	Avg:	95.97	
20	28	BASSINO Marta Salomon	ITA	Int1:	19.38	(34)	11-12:	19.86	(10)	0.57		Sp1	98.23	(38)
				Int2:	39.24	(19)	12-13:	17.18	(27)	0.77				
				Int3:	56.42	(20)	13-14:	9.88	(41)	1.18				
				Int4:	1:06.30	(25)	14-15:	15.48	(17)	1.68				
				Int5:	1:21.78	(22)	15-Fin:	10.20	(9)	2.19				
				Fin:	1:31.98	(20)				2.21	58.89	Avg:	95.93	
21	16	HAASER Ricarda Fischer	AUT	Int1:	19.08	(18)	11-12:	20.23	(22)	0.27		Sp1	102.36	(8)
				Int2:	39.31	(21)	12-13:	16.87	(11)	0.84				
				Int3:	56.18	(18)	13-14:	9.58	(21)	0.94				
				Int4:	1:05.76	(18)	14-15:	15.93	(33)	1.14				
				Int5:	1:21.69	(21)	15-Fin:	10.42	(21)	2.10				
				Fin:	1:32.11	(21)				2.34	62.27	Avg:	95.79	
22	33	RAEDLER Ariane Head	AUT	Int1:	19.24	(29)	11-12:	20.16	(19)	0.43		Sp1	99.58	(30)
				Int2:	39.40	(22)	12-13:	17.10	(20)	0.93				
				Int3:	56.50	(22)	13-14:	9.63	(31)	1.26				
				Int4:	1:06.13	(24)	14-15:	15.77	(29)	1.51				
				Int5:	1:21.90	(24)	15-Fin:	10.23	(13)	2.31				
				Fin:	1:32.13	(22)				2.36	62.78	Avg:	95.77	
23	7	SIEBENHOFER Ramona Fischer	AUT	Int1:	19.09	(19)	11-12:	20.51	(31)	0.28		Sp1	100.71	(25)
				Int2:	39.60	(27)	12-13:	17.25	(30)	1.13				
				Int3:	56.85	(26)	13-14:	9.53	(14)	1.61				
				Int4:	1:06.38	(26)	14-15:	15.30	(6)	1.76				
				Int5:	1:21.68	(20)	15-Fin:	10.65	(33)	2.09				
				Fin:	1:32.33	(23)				2.56	67.96	Avg:	95.57	
24	29	AGER Christina Atomic	AUT	Int1:	19.07	(17)	11-12:	20.33	(25)	0.26		Sp1	101.78	(10)
				Int2:	39.40	(22)	12-13:	17.12	(25)	0.93				
				Int3:	56.52	(24)	13-14:	9.59	(25)	1.28				
				Int4:	1:06.11	(22)	14-15:	15.67	(25)	1.49				
				Int5:	1:21.78	(22)	15-Fin:	10.56	(29)	2.19				
				Fin:	1:32.34	(24)				2.57	68.22	Avg:	95.56	
25	25	CURTONI Elena Head	ITA	Int1:	19.26	(30)	11-12:	20.19	(21)	0.45		Sp1	101.61	(14)
				Int2:	39.45	(25)	12-13:	17.01	(16)	0.98				
				Int3:	56.46	(21)	13-14:	9.51	(12)	1.22				
				Int4:	1:05.97	(20)	14-15:	15.96	(37)	1.35				
				Int5:	1:21.93	(25)	15-Fin:	10.48	(25)	2.34				
				Fin:	1:32.41	(25)				2.64	70.02	Avg:	95.48	

Crans-Montana (SUI)
PERFORMANCE ANALYSIS BY RANK

Number of Competitors: 42 Number of NSA: 13

Rank	Bib	Name Ski	NSA Code	Positions			Partials		Difference		Speed				
				Pos	Time	Rank	Pos	Time	Rank	Time	Dist.(m)	Pos.	(km/h)	Rank	
26	45	PLESHKOVA Iulija Head	RUS	Int1:	19.10	(20)	11-12:	20.81	(38)	0.29		Sp1	100.95	(22)	
				Int2:	39.91	(33)	12-13:	17.16	(26)	1.44					
				Int3:	57.07	(30)	13-14:	9.64	(33)	1.83					
				Int4:	1:06.71	(30)	14-15:	15.47	(16)	2.09					
				Int5:	1:22.18	(29)	15-Fin:	10.43	(22)	2.59					
				Fin:	1:32.61	(26)				2.84	75.16	Avg:	95.28		
27	44	REMME Roni Head	CAN	Int1:	19.02	(13)	11-12:	20.78	(37)	0.21		Sp1	102.01	(9)	
				Int2:	39.80	(31)	12-13:	17.05	(18)	1.33					
				Int3:	56.85	(26)	13-14:	9.62	(29)	1.61					
				Int4:	1:06.47	(28)	14-15:	15.69	(26)	1.85					
				Int5:	1:22.16	(28)	15-Fin:	10.67	(34)	2.57					
				Fin:	1:32.83	(27)				3.06	80.79	Avg:	95.05		
28	40	DORSCH Patrizia Stoekli	GER	Int1:	19.44	(35)	11-12:	20.65	(33)	0.63		Sp1	101.77	(11)	
				Int2:	40.09	(37)	12-13:	17.33	(35)	1.62					
				Int3:	57.42	(36)	13-14:	9.50	(10)	2.18					
				Int4:	1:06.92	(33)	14-15:	15.54	(23)	2.30					
				Int5:	1:22.46	(30)	15-Fin:	10.38	(20)	2.87					
				Fin:	1:32.84	(28)				3.07	81.05	Avg:	95.04		
29	39	GAUCHE Laura Salomon	FRA	Int1:	19.33	(33)	11-12:	20.67	(34)	0.52		Sp1	102.55	(7)	
				Int2:	40.00	(35)	12-13:	17.23	(29)	1.53					
				Int3:	57.23	(33)	13-14:	9.62	(29)	1.99					
				Int4:	1:06.85	(32)	14-15:	15.78	(30)	2.23					
				Int5:	1:22.63	(31)	15-Fin:	10.22	(12)	3.04					
				Fin:	1:32.85	(29)				3.08	81.30	Avg:	95.03		
30	41	FLUETSCH Luana Stoekli	SUI	Int1:	19.47	(38)	11-12:	20.32	(24)	0.66		Sp1	103.73	(4)	
				Int2:	39.79	(30)	12-13:	17.11	(22)	1.32					
				Int3:	56.90	(28)	13-14:	9.51	(12)	1.66					
				Int4:	1:06.41	(27)	14-15:	15.66	(24)	1.79					
				Int5:	1:22.07	(26)	15-Fin:	10.80	(36)	2.48					
				Fin:	1:32.87	(30)				3.10	81.81	Avg:	95.01		
31	8	WENIG Michaela Stoekli	GER	Int1:	18.98	(12)	11-12:	20.46	(28)	0.17		Sp1	98.51	(36)	
				Int2:	39.44	(24)	12-13:	17.07	(19)	0.97					
				Int3:	56.51	(23)	13-14:	9.49	(9)	1.27					
				Int4:	1:06.00	(21)	14-15:	16.07	(41)	1.38					
				Int5:	1:22.07	(26)	15-Fin:	10.84	(38)	2.48					
				Fin:	1:32.91	(31)				3.14	82.83	Avg:	94.97		
32	31	HOLDENER Wendy Head	SUI	Int1:	19.13	(23)	11-12:	20.94	(41)	0.32		Sp1	96.48	(39)	
				Int2:	40.07	(36)	12-13:	17.28	(33)	1.60					
				Int3:	57.35	(35)	13-14:	9.45	(5)	2.11					
				Int4:	1:06.80	(31)	14-15:	15.93	(33)	2.18					
				Int5:	1:22.73	(35)	15-Fin:	10.46	(24)	3.14					
				Fin:	1:33.19	(32)				3.42	89.95	Avg:	94.68		
33	36	GROEBLI Nathalie	SUI	Int1:	19.47	(38)	11-12:	20.85	(39)	0.66		Sp1	100.76	(23)	
				Int2:	40.32	(40)	12-13:	17.25	(30)	1.85					
				Int3:	57.57	(40)	13-14:	9.60	(26)	2.33					
				Int4:	1:07.17	(38)	14-15:	15.51	(20)	2.55					
				Int5:	1:22.68	(33)	15-Fin:	10.57	(31)	3.09					
				Fin:	1:33.25	(33)				3.48	91.47	Avg:	94.62		
34	43	GAGNON Marie-Michele Rossignol	CAN	Int1:	19.23	(28)	11-12:	20.47	(30)	0.42		Sp1	95.59	(42)	
				Int2:	39.70	(28)	12-13:	17.31	(34)	1.23					
				Int3:	57.01	(29)	13-14:	9.66	(34)	1.77					
				Int4:	1:06.67	(29)	14-15:	15.99	(39)	2.05					
				Int5:	1:22.66	(32)	15-Fin:	10.60	(32)	3.07					
				Fin:	1:33.26	(34)				3.49	91.72	Avg:	94.61		

Crans-Montana (SUI)



7th Ladies' Downhill

SAT 23 FEB 2019

PERFORMANCE ANALYSIS BY RANK

Start Time : 9:30

Number of Competitors: 42 Number of NSA: 13

Rank	Bib	Name Ski	NSA Code	Positions			Partials		Difference		Speed				
				Pos	Time	Rank	Pos	Time	Rank	Time	Dist.(m)	Pos.	(km/h)	Rank	
35	34	DELAGO Nadia Atomic	ITA	Int1:	19.21	(27)	11-12:	20.38	(26)	0.40		Sp1	101.62	(13)	
				Int2:	39.59	(26)	12-13:	17.54	(39)	1.12					
				Int3:	57.13	(31)	13-14:	9.82	(40)	1.89					
				Int4:	1:06.95	(34)	14-15:	15.96	(37)	2.33					
				Int5:	1:22.91	(36)	15-Fin:	10.50	(26)	3.32					
				Fin:	1:33.41	(35)				3.64	95.51	Avg:	94.46		
36	37	HEIDER Michaela	AUT	Int1:	19.45	(36)	11-12:	20.40	(27)	0.64		Sp1	99.20	(33)	
				Int2:	39.85	(32)	12-13:	17.34	(36)	1.38					
				Int3:	57.19	(32)	13-14:	9.77	(37)	1.95					
				Int4:	1:06.96	(35)	14-15:	15.72	(27)	2.34					
				Int5:	1:22.68	(33)	15-Fin:	10.83	(37)	3.09					
				Fin:	1:33.51	(36)				3.74	98.03	Avg:	94.36		
37	38	PASLIER Esther Salomon	FRA	Int1:	19.27	(32)	11-12:	20.68	(35)	0.46		Sp1	98.44	(37)	
				Int2:	39.95	(34)	12-13:	17.54	(39)	1.48					
				Int3:	57.49	(37)	13-14:	9.77	(37)	2.25					
				Int4:	1:07.26	(40)	14-15:	15.85	(31)	2.64					
				Int5:	1:23.11	(38)	15-Fin:	10.54	(28)	3.52					
				Fin:	1:33.65	(37)				3.88	101.55	Avg:	94.22		
38	49	MAGG Ann Katrin Head	GER	Int1:	19.26	(30)	11-12:	20.46	(28)	0.45		Sp1	96.20	(40)	
				Int2:	39.72	(29)	12-13:	17.54	(39)	1.25					
				Int3:	57.26	(34)	13-14:	9.81	(39)	2.02					
				Int4:	1:07.07	(36)	14-15:	15.89	(32)	2.45					
				Int5:	1:22.96	(37)	15-Fin:	10.93	(40)	3.37					
				Fin:	1:33.89	(38)				4.12	107.55	Avg:	93.98		
39	46	SMALL Greta Atomic	AUS	Int1:	19.46	(37)	11-12:	20.87	(40)	0.65		Sp1	101.67	(12)	
				Int2:	40.33	(41)	12-13:	17.19	(28)	1.86					
				Int3:	57.52	(39)	13-14:	9.60	(26)	2.28					
				Int4:	1:07.12	(37)	14-15:	16.04	(40)	2.50					
				Int5:	1:23.16	(39)	15-Fin:	10.77	(35)	3.57					
				Fin:	1:33.93	(39)				4.16	108.55	Avg:	93.94		
40	42	PIOT Jennifer Fischer	FRA	Int1:	19.54	(40)	11-12:	20.77	(36)	0.73		Sp1	99.25	(32)	
				Int2:	40.31	(39)	12-13:	17.39	(37)	1.84					
				Int3:	57.70	(41)	13-14:	9.67	(35)	2.46					
				Int4:	1:07.37	(41)	14-15:	15.93	(33)	2.75					
				Int5:	1:23.30	(41)	15-Fin:	10.88	(39)	3.71					
				Fin:	1:34.18	(40)				4.41	114.77	Avg:	93.69		
41	50	SIMARI BIRKNER Macarena Fischer	ARG	Int1:	19.79	(42)	11-12:	21.33	(42)	0.98		Sp1	96.14	(41)	
				Int2:	41.12	(42)	12-13:	18.00	(42)	2.65					
				Int3:	59.12	(42)	13-14:	10.21	(42)	3.88					
				Int4:	1:09.33	(42)	14-15:	16.15	(42)	4.71					
				Int5:	1:25.48	(42)	15-Fin:	11.03	(41)	5.89					
				Fin:	1:36.51	(41)				6.74	171.17	Avg:	91.43		
42	35	SUTER Juliana Atomic	SUI	Int1:	19.64	(41)	11-12:	20.59	(32)	0.83		Sp1	100.27	(29)	
				Int2:	40.23	(38)	12-13:	17.27	(32)	1.76					
				Int3:	57.50	(38)	13-14:	9.75	(36)	2.26					
				Int4:	1:07.25	(39)	14-15:	15.93	(33)	2.63					
				Int5:	1:23.18	(40)	15-Fin:	14.17	(42)	3.59					
				Fin:	1:37.35	(42)				7.58	190.84	Avg:	90.64		


Intermediate Time Positions : Int. 1 = Inter1 Int. 2 = Inter2 Int. 3 = Inter3
Int. 4 = Inter4 Int. 5 = Inter5

Speed Measurement Positions : Sp 1 = Speed 1

Legend:	Avg	Dist.(m)	Fin	Int
Average	Distance in metres	Finish	Intermediate	
Pos.	Intermediate or speed position	Sp	Speed trap	



CRANS MONTANA
AUDI FIS SKI WORLD CUP
 Alpine Ladies
 23-24 February



AUDI FIS SKI WORLD CUP 2018/19



Crans-Montana (SUI)

7th Ladies' Downhill

SAT 23 FEB 2019

Start Time : 9:30



PERFORMANCE ANALYSIS BY BIB

Number of Competitors: 50 Number of NSA: 15

Bib	Name Ski	NSA Code	Positions			Partials		Difference		Speed						
			Pos	Time	Rank	Pos	Time	Rank	Time	Dist.(m)	Pos.	(km/h)	Rank			
1	STUHEC Ilka Stoekli	SLO	Int1: Int2: Int3: Int4: Int5: Fin:	18.65 38.66 DNF	(1) (5)	11-12: 12-13: 13-14: 14-15: 15-Fin:	20.01	(16)	0.19							Avg:
2	FLURY Jasmine Stoekli	SUI	Int1: Int2: Int3: Int4: Int5: Fin:	18.95 38.86 55.72 1:05.30 1:20.78 1:30.74	(9) (12) (8) (10) (11) (9)	11-12: 12-13: 13-14: 14-15: 15-Fin:	19.91 16.86 9.58 15.48 9.96	(13) (9) (21) (17) (2)	0.30 0.39 0.48 0.68 1.19 0.97	26.20	Sp1	101.25	(18)	Avg:	97.24	
3	VENIER Stephanie Atomic	AUT	Int1: Int2: Int3: Int4: Int5: Fin:	18.97 38.70 55.57 1:05.13 1:20.20 1:30.45	(12) (7) (6) (7) (3) (5)	11-12: 12-13: 13-14: 14-15: 15-Fin:	19.73 16.87 9.56 15.07 10.25	(4) (11) (19) (2) (15)	0.32 0.23 0.33 0.51 0.61 0.68	18.43	Sp1	101.06	(20)	Avg:	97.55	
4	BRIGNONE Federica Rossignol	ITA	Int1: Int2: Int3: Int4: Int5: Fin:	19.03 38.85 55.82 1:05.40 1:20.70 1:30.55	(17) (10) (10) (11) (9) (7)	11-12: 12-13: 13-14: 14-15: 15-Fin:	19.82 16.97 9.58 15.30 9.85	(9) (15) (21) (6) (1)	0.38 0.38 0.58 0.78 1.11 0.78	21.11	Sp1	101.01	(21)	Avg:	97.44	
5	SCHMIDHOFER Nicole Fischer	AUT	Int1: Int2: Int3: Int4: Int5: Fin:	18.91 38.66 55.38 1:05.01 1:20.20 1:30.29	(5) (5) (2) (5) (3) (2)	11-12: 12-13: 13-14: 14-15: 15-Fin:	19.75 16.72 9.63 15.19 10.09	(6) (1) (31) (3) (6)	0.26 0.19 0.14 0.39 0.61 0.52	14.12	Sp1	100.37	(27)	Avg:	97.73	
6	HAEHLEN Joana Atomic	SUI	Int1: Int2: Int3: Int4: Int5: Fin:	18.96 38.59 55.44 1:04.97 1:20.38 1:30.38	(11) (3) (4) (4) (6) (4)	11-12: 12-13: 13-14: 14-15: 15-Fin:	19.63 16.85 9.53 15.41 10.00	(2) (8) (14) (14) (3)	0.31 0.12 0.20 0.35 0.79 0.61	16.54	Sp1	101.27	(17)	Avg:	97.63	
7	SIEBENHOFER Ramona Fischer	AUT	Int1: Int2: Int3: Int4: Int5: Fin:	19.09 39.60 56.85 1:06.38 1:21.68 1:32.33	(22) (31) (27) (26) (20) (23)	11-12: 12-13: 13-14: 14-15: 15-Fin:	20.51 17.25 9.53 15.30 10.65	(35) (30) (14) (6) (33)	0.44 1.13 1.61 1.76 2.09 2.56	67.96	Sp1	100.71	(25)	Avg:	95.57	



PERFORMANCE ANALYSIS BY BIB

Number of Competitors: 50 Number of NSA: 15

Bib	Name Ski	NSA Code	Positions			Partials		Difference		Speed			
			Pos	Time	Rank	Pos	Time	Rank	Time	Dist.(m)	Pos.	(km/h)	Rank
8	WENIG Michaela Stoekli	GER	Int1:	18.98	(13)	11-12:	20.46	(32)	0.33	82.83	Sp1	98.51	(36)
			Int2:	39.44	(28)	12-13:	17.07	(19)	0.97				
			Int3:	56.51	(23)	13-14:	9.49	(9)	1.27				
			Int4:	1:06.00	(21)	14-15:	16.07	(41)	1.38				
			Int5:	1:22.07	(26)	15-Fin:	10.84	(38)	2.48				
			Fin:	1:32.91	(31)				3.14				
			Avg:										
9	WEIDLE Kira Rossignol	GER	Int1:	19.02	(15)	11-12:	20.10	(19)	0.37	36.84	Sp1	98.55	(35)
			Int2:	39.12	(18)	12-13:	16.91	(14)	0.65				
			Int3:	56.03	(16)	13-14:	9.60	(26)	0.79				
			Int4:	1:05.63	(17)	14-15:	15.34	(9)	1.01				
			Int5:	1:20.97	(15)	15-Fin:	10.17	(7)	1.38				
			Fin:	1:31.14	(13)				1.37				
			Avg:										
10	TIPPLER Tamara Salomon	AUT	Int1:	19.15	(28)	11-12:	20.04	(17)	0.50	51.32	Sp1	102.61	(6)
			Int2:	39.19	(20)	12-13:	17.11	(22)	0.72				
			Int3:	56.30	(19)	13-14:	9.54	(18)	1.06				
			Int4:	1:05.84	(19)	14-15:	15.29	(5)	1.22				
			Int5:	1:21.13	(17)	15-Fin:	10.56	(29)	1.54				
			Fin:	1:31.69	(17)				1.92				
			Avg:										
11	SUTER Corinne Head	SUI	Int1:	18.85	(3)	11-12:	19.78	(8)	0.20	16.00	Sp1	100.73	(24)
			Int2:	38.63	(4)	12-13:	16.80	(4)	0.16				
			Int3:	55.43	(3)	13-14:	9.37	(2)	0.19				
			Int4:	1:04.80	(2)	14-15:	15.22	(4)	0.18				
			Int5:	1:20.02	(2)	15-Fin:	10.34	(19)	0.43				
			Fin:	1:30.36	(3)				0.59				
			Avg:										
12	GUT-BEHRAMI Lara Head	SUI	Int1:	18.81	(2)	11-12:	19.66	(3)	0.16	19.23	Sp1	99.10	(34)
			Int2:	38.47	(1)	12-13:	17.01	(16)	0.24				
			Int3:	55.48	(5)	13-14:	9.41	(4)	0.27				
			Int4:	1:04.89	(3)	14-15:	15.36	(10)	0.66				
			Int5:	1:20.25	(5)	15-Fin:	10.23	(13)	0.71				
			Fin:	1:30.48	(6)				0.71				
			Avg:										
13	GOGGIA Sofia Atomic	ITA	Int1:	18.95	(9)	11-12:	19.57	(1)	0.30	0.00	Sp1	104.76	(2)
			Int2:	38.52	(2)	12-13:	16.72	(1)	0.05				
			Int3:	55.24	(1)	13-14:	9.38	(3)					
			Int4:	1:04.62	(1)	14-15:	14.97	(1)					
			Int5:	1:19.59	(1)	15-Fin:	10.18	(8)					
			Fin:	1:29.77	(1)								
			Avg:										
14	MIRADOLI Romane Dynastar	FRA	Int1:	19.04	(18)	11-12:	19.76	(7)	0.39	28.07	Sp1	100.49	(26)
			Int2:	38.80	(8)	12-13:	17.10	(20)	0.33				
			Int3:	55.90	(11)	13-14:	9.50	(10)	0.66				
			Int4:	1:05.40	(11)	14-15:	15.40	(13)	0.78				
			Int5:	1:20.80	(12)	15-Fin:	10.01	(4)	1.21				
			Fin:	1:30.81	(10)				1.04				
			Avg:										
15	WEIRATHER Tina Head	LIE	Int1:	18.94	(8)	11-12:	20.31	(27)	0.29	40.81	Sp1	101.14	(19)
			Int2:	39.25	(23)	12-13:	16.77	(3)	0.78				
			Int3:	56.02	(14)	13-14:	9.58	(21)	0.78				
			Int4:	1:05.60	(16)	14-15:	15.49	(19)	0.98				
			Int5:	1:21.09	(16)	15-Fin:	10.20	(9)	1.50				
			Fin:	1:31.29	(16)				1.52				
			Avg:										
16	HAASER Ricarda Fischer	AUT	Int1:	19.08	(21)	11-12:	20.23	(25)	0.43	62.27	Sp1	102.36	(8)
			Int2:	39.31	(24)	12-13:	16.87	(11)	0.84				
			Int3:	56.18	(18)	13-14:	9.58	(21)	0.94				
			Int4:	1:05.76	(18)	14-15:	15.93	(33)	1.14				
			Int5:	1:21.69	(21)	15-Fin:	10.42	(21)	2.10				
			Fin:	1:32.11	(21)				2.34				
			Avg:										

Crans-Montana (SUI)


7th Ladies' Downhill

SAT 23 FEB 2019

PERFORMANCE ANALYSIS BY BIB

Start Time : 9:30

Number of Competitors: 50 Number of NSA: 15

Bib	Name Ski	NSA Code	Positions			Partials		Difference		Speed			
			Pos	Time	Rank	Pos	Time	Rank	Time	Dist.(m)	Pos.	(km/h)	Rank
17	DELAGO Nicol Atomic	ITA	Int1:	18.93	(7)	11-12:	20.17	(23)	0.28		Sp1	104.89	(1)
			Int2:	39.10	(17)	12-13:	16.86	(9)	0.63				
			Int3:	55.96	(13)	13-14:	9.29	(1)	0.72				
			Int4:	1:05.25	(8)	14-15:	15.51	(20)	0.63				
			Int5:	1:20.76	(10)	15-Fin:	10.30	(16)	1.17				
			Fin:	1:31.06	(12)				1.29	34.72	Avg:	96.90	
18	PUCHNER Mirjam Atomic	AUT	Int1:	18.90	(4)	11-12:	20.13	(21)	0.25		Sp1	101.42	(16)
			Int2:	39.03	(13)	12-13:	17.11	(22)	0.56				
			Int3:	56.14	(17)	13-14:	9.45	(5)	0.90				
			Int4:	1:05.59	(15)	14-15:	15.73	(28)	0.97				
			Int5:	1:21.32	(18)	15-Fin:	10.50	(26)	1.73				
			Fin:	1:31.82	(18)				2.05	54.72	Avg:	96.10	
19	MOWINCKEL Ragnhild Head	NOR	Int1:	18.92	(6)	11-12:	19.92	(14)	0.27		Sp1	101.43	(15)
			Int2:	38.84	(9)	12-13:	16.83	(5)	0.37				
			Int3:	55.67	(7)	13-14:	9.45	(5)	0.43				
			Int4:	1:05.12	(6)	14-15:	15.38	(11)	0.50				
			Int5:	1:20.50	(7)	15-Fin:	10.33	(18)	0.91				
			Fin:	1:30.83	(11)				1.06	28.60	Avg:	97.14	
20	FANCHINI Nadia Dynastar	ITA	Int1:	19.11	(24)	11-12:	19.74	(5)	0.46		Sp1	100.35	(28)
			Int2:	38.85	(10)	12-13:	16.89	(13)	0.38				
			Int3:	55.74	(9)	13-14:	9.53	(14)	0.50				
			Int4:	1:05.27	(9)	14-15:	15.30	(6)	0.65				
			Int5:	1:20.57	(8)	15-Fin:	10.03	(5)	0.98				
			Fin:	1:30.60	(8)				0.83	22.45	Avg:	97.39	
21	GAUTHIER Tiffany Rossignol	FRA	Int1:	19.04	(18)	11-12:			0.39				
			Int2:			12-13:							
			Int3:			13-14:							
			Int4:			14-15:							
			Int5:			15-Fin:							
			Fin:	DNF									
22	MARSAGLIA Francesca Salomon	ITA	Int1:	19.19	(31)	11-12:	19.85	(10)	0.54				
			Int2:	39.04	(14)	12-13:	17.53	(39)	0.57				
			Int3:	56.57	(26)	13-14:			1.33				
			Int4:			14-15:							
			Int5:			15-Fin:							
			Fin:	DNF									
23	LIE Kajsa Vickhoff Head	NOR	Int1:	19.14	(27)	11-12:			0.49				
			Int2:			12-13:							
			Int3:			13-14:							
			Int4:			14-15:							
			Int5:			15-Fin:							
			Fin:	DNF									
24	MERRYWEATHER Alice Rossignol	USA	Int1:	19.18	(30)	11-12:	19.97	(15)	0.53		Sp1	103.76	(3)
			Int2:	39.15	(19)	12-13:	17.40	(38)	0.68				
			Int3:	56.55	(25)	13-14:	9.57	(20)	1.31				
			Int4:	1:06.12	(23)	14-15:	15.51	(20)	1.50				
			Int5:	1:21.63	(19)	15-Fin:	10.31	(17)	2.04				
			Fin:	1:31.94	(19)				2.17	57.85	Avg:	95.97	
25	CURTONI Elena Head	ITA	Int1:	19.26	(36)	11-12:	20.19	(24)	0.61		Sp1	101.61	(14)
			Int2:	39.45	(29)	12-13:	17.01	(16)	0.98				
			Int3:	56.46	(21)	13-14:	9.51	(12)	1.22				
			Int4:	1:05.97	(20)	14-15:	15.96	(37)	1.35				
			Int5:	1:21.93	(25)	15-Fin:	10.48	(25)	2.34				
			Fin:	1:32.41	(25)				2.64	70.02	Avg:	95.48	

Crans-Montana (SUI)


7th Ladies' Downhill

SAT 23 FEB 2019

PERFORMANCE ANALYSIS BY BIB

Start Time : 9:30

Number of Competitors: 50 Number of NSA: 15

Bib	Name Ski	NSA Code	Positions			Partials		Difference		Speed			
			Pos	Time	Rank	Pos	Time	Rank	Time	Dist.(m)	Pos.	(km/h)	Rank
26	HOERNBLAD Lisa Fischer	SWE	Int1:	19.11	(24)	11-12:	20.08	(18)	0.46		Sp1	99.52	(31)
			Int2:	39.19	(20)	12-13:	16.83	(5)	0.72				
			Int3:	56.02	(14)	13-14:	9.47	(8)	0.78				
			Int4:	1:05.49	(14)	14-15:	15.46	(15)	0.87				
			Int5:	1:20.95	(14)	15-Fin:	10.21	(11)	1.36				
			Fin:	1:31.16	(14)				1.39	37.37	Avg:	96.79	
27	NUFER Priska Dynastar	SUI	Int1:	19.20	(32)	11-12:	19.87	(12)	0.55		Sp1	103.28	(5)
			Int2:	39.07	(15)	12-13:	16.84	(7)	0.60				
			Int3:	55.91	(12)	13-14:	9.53	(14)	0.67				
			Int4:	1:05.44	(13)	14-15:	15.38	(11)	0.82				
			Int5:	1:20.82	(13)	15-Fin:	10.45	(23)	1.23				
			Fin:	1:31.27	(15)				1.50	40.28	Avg:	96.68	
28	BASSINO Marta Salomon	ITA	Int1:	19.38	(40)	11-12:	19.86	(11)	0.73		Sp1	98.23	(38)
			Int2:	39.24	(22)	12-13:	17.18	(27)	0.77				
			Int3:	56.42	(20)	13-14:	9.88	(41)	1.18				
			Int4:	1:06.30	(25)	14-15:	15.48	(17)	1.68				
			Int5:	1:21.78	(22)	15-Fin:	10.20	(9)	2.19				
			Fin:	1:31.98	(20)				2.21	58.89	Avg:	95.93	
29	AGER Christina Atomic	AUT	Int1:	19.07	(20)	11-12:	20.33	(29)	0.42		Sp1	101.78	(10)
			Int2:	39.40	(25)	12-13:	17.12	(25)	0.93				
			Int3:	56.52	(24)	13-14:	9.59	(25)	1.28				
			Int4:	1:06.11	(22)	14-15:	15.67	(25)	1.49				
			Int5:	1:21.78	(22)	15-Fin:	10.56	(29)	2.19				
			Fin:	1:32.34	(24)				2.57	68.22	Avg:	95.56	
30	ORTLIEB Nina Head	AUT	Int1:	18.99	(14)	11-12:	20.10	(19)	0.34				
			Int2:	39.09	(16)	12-13:			0.62				
			Int3:			13-14:							
			Int4:			14-15:							
			Int5:			15-Fin:							
			Fin:	DNF									
31	HOLDENER Wendy Head	SUI	Int1:	19.13	(26)	11-12:	20.94	(45)	0.48		Sp1	96.48	(39)
			Int2:	40.07	(40)	12-13:	17.28	(33)	1.60				
			Int3:	57.35	(36)	13-14:	9.45	(5)	2.11				
			Int4:	1:06.80	(31)	14-15:	15.93	(33)	2.18				
			Int5:	1:22.73	(35)	15-Fin:	10.46	(24)	3.14				
			Fin:	1:33.19	(32)				3.42	89.95	Avg:	94.68	
32	REISINGER Elisabeth Head	AUT	Int1:	19.16	(29)	11-12:	20.25	(26)	0.51				
			Int2:	39.41	(27)	12-13:			0.94				
			Int3:			13-14:							
			Int4:			14-15:							
			Int5:			15-Fin:							
			Fin:	DNF									
33	RAEDLER Ariane Head	AUT	Int1:	19.24	(35)	11-12:	20.16	(22)	0.59		Sp1	99.58	(30)
			Int2:	39.40	(25)	12-13:	17.10	(20)	0.93				
			Int3:	56.50	(22)	13-14:	9.63	(31)	1.26				
			Int4:	1:06.13	(24)	14-15:	15.77	(29)	1.51				
			Int5:	1:21.90	(24)	15-Fin:	10.23	(13)	2.31				
			Fin:	1:32.13	(22)				2.36	62.78	Avg:	95.77	
34	DELAGO Nadia Atomic	ITA	Int1:	19.21	(33)	11-12:	20.38	(30)	0.56		Sp1	101.62	(13)
			Int2:	39.59	(30)	12-13:	17.54	(40)	1.12				
			Int3:	57.13	(32)	13-14:	9.82	(40)	1.89				
			Int4:	1:06.95	(34)	14-15:	15.96	(37)	2.33				
			Int5:	1:22.91	(36)	15-Fin:	10.50	(26)	3.32				
			Fin:	1:33.41	(35)				3.64	95.51	Avg:	94.46	

Crans-Montana (SUI)

7th Ladies' Downhill

SAT 23 FEB 2019

PERFORMANCE ANALYSIS BY BIB

Start Time : 9:30

Number of Competitors: 50 Number of NSA: 15

Bib	Name Ski	NSA Code	Positions			Partials		Difference		Speed				
			Pos	Time	Rank	Pos	Time	Rank	Time	Dist.(m)	Pos.	(km/h)	Rank	
35	SUTER Juliana Atomic	SUI	Int1:	19.64	(48)	11-12:	20.59	(36)	0.99		Sp1	100.27	(29)	
			Int2:	40.23	(42)	12-13:	17.27	(32)	1.76					
			Int3:	57.50	(39)	13-14:	9.75	(36)	2.26					
			Int4:	1:07.25	(39)	14-15:	15.93	(33)	2.63					
			Int5:	1:23.18	(40)	15-Fin:	14.17	(42)	3.59					
			Fin:	1:37.35	(42)				7.58	190.84		Avg:	90.64	
36	GROEBLI Nathalie	SUI	Int1:	19.47	(44)	11-12:	20.85	(43)	0.82		Sp1	100.76	(23)	
			Int2:	40.32	(44)	12-13:	17.25	(30)	1.85					
			Int3:	57.57	(41)	13-14:	9.60	(26)	2.33					
			Int4:	1:07.17	(38)	14-15:	15.51	(20)	2.55					
			Int5:	1:22.68	(33)	15-Fin:	10.57	(31)	3.09					
			Fin:	1:33.25	(33)				3.48	91.47		Avg:	94.62	
37	HEIDER Michaela	AUT	Int1:	19.45	(42)	11-12:	20.40	(31)	0.80		Sp1	99.20	(33)	
			Int2:	39.85	(36)	12-13:	17.34	(36)	1.38					
			Int3:	57.19	(33)	13-14:	9.77	(37)	1.95					
			Int4:	1:06.96	(35)	14-15:	15.72	(27)	2.34					
			Int5:	1:22.68	(33)	15-Fin:	10.83	(37)	3.09					
			Fin:	1:33.51	(36)				3.74	98.03		Avg:	94.36	
38	PASLIER Esther Salomon	FRA	Int1:	19.27	(38)	11-12:	20.68	(39)	0.62		Sp1	98.44	(37)	
			Int2:	39.95	(38)	12-13:	17.54	(40)	1.48					
			Int3:	57.49	(38)	13-14:	9.77	(37)	2.25					
			Int4:	1:07.26	(40)	14-15:	15.85	(31)	2.64					
			Int5:	1:23.11	(38)	15-Fin:	10.54	(28)	3.52					
			Fin:	1:33.65	(37)				3.88	101.55		Avg:	94.22	
39	GAUCHE Laura Salomon	FRA	Int1:	19.33	(39)	11-12:	20.67	(38)	0.68		Sp1	102.55	(7)	
			Int2:	40.00	(39)	12-13:	17.23	(29)	1.53					
			Int3:	57.23	(34)	13-14:	9.62	(29)	1.99					
			Int4:	1:06.85	(32)	14-15:	15.78	(30)	2.23					
			Int5:	1:22.63	(31)	15-Fin:	10.22	(12)	3.04					
			Fin:	1:32.85	(29)				3.08	81.30		Avg:	95.03	
40	DORSCH Patrizia Stoeckli	GER	Int1:	19.44	(41)	11-12:	20.65	(37)	0.79		Sp1	101.77	(11)	
			Int2:	40.09	(41)	12-13:	17.33	(35)	1.62					
			Int3:	57.42	(37)	13-14:	9.50	(10)	2.18					
			Int4:	1:06.92	(33)	14-15:	15.54	(23)	2.30					
			Int5:	1:22.46	(30)	15-Fin:	10.38	(20)	2.87					
			Fin:	1:32.84	(28)				3.07	81.05		Avg:	95.04	
41	FLUETSCH Luana Stoeckli	SUI	Int1:	19.47	(44)	11-12:	20.32	(28)	0.82		Sp1	103.73	(4)	
			Int2:	39.79	(34)	12-13:	17.11	(22)	1.32					
			Int3:	56.90	(29)	13-14:	9.51	(12)	1.66					
			Int4:	1:06.41	(27)	14-15:	15.66	(24)	1.79					
			Int5:	1:22.07	(26)	15-Fin:	10.80	(36)	2.48					
			Fin:	1:32.87	(30)				3.10	81.81		Avg:	95.01	
42	PIOT Jennifer Fischer	FRA	Int1:	19.54	(46)	11-12:	20.77	(40)	0.89		Sp1	99.25	(32)	
			Int2:	40.31	(43)	12-13:	17.39	(37)	1.84					
			Int3:	57.70	(42)	13-14:	9.67	(35)	2.46					
			Int4:	1:07.37	(41)	14-15:	15.93	(33)	2.75					
			Int5:	1:23.30	(41)	15-Fin:	10.88	(39)	3.71					
			Fin:	1:34.18	(40)				4.41	114.77		Avg:	93.69	
43	GAGNON Marie-Michele Rossignol	CAN	Int1:	19.23	(34)	11-12:	20.47	(34)	0.58		Sp1	95.59	(42)	
			Int2:	39.70	(32)	12-13:	17.31	(34)	1.23					
			Int3:	57.01	(30)	13-14:	9.66	(34)	1.77					
			Int4:	1:06.67	(29)	14-15:	15.99	(39)	2.05					
			Int5:	1:22.66	(32)	15-Fin:	10.60	(32)	3.07					
			Fin:	1:33.26	(34)				3.49	91.72		Avg:	94.61	

Crans-Montana (SUI)

7th Ladies' Downhill

SAT 23 FEB 2019

Start Time : 9:30

PERFORMANCE ANALYSIS BY BIB

Number of Competitors: 50 Number of NSA: 15

Bib	Name Ski	NSA Code	Positions			Partials		Difference		Speed			
			Pos	Time	Rank	Pos	Time	Rank	Time	Dist.(m)	Pos.	(km/h)	Rank
44	REMME Roni Head	CAN	Int1:	19.02	(15)	11-12:	20.78	(41)	0.37		Sp1	102.01	(9)
			Int2:	39.80	(35)	12-13:	17.05	(18)	1.33				
			Int3:	56.85	(27)	13-14:	9.62	(29)	1.61				
			Int4:	1:06.47	(28)	14-15:	15.69	(26)	1.85				
			Int5:	1:22.16	(28)	15-Fin:	10.67	(34)	2.57				
			Fin:	1:32.83	(27)				3.06	80.79	Avg:	95.05	
45	PLESHKOVA Iulija Head	RUS	Int1:	19.10	(23)	11-12:	20.81	(42)	0.45		Sp1	100.95	(22)
			Int2:	39.91	(37)	12-13:	17.16	(26)	1.44				
			Int3:	57.07	(31)	13-14:	9.64	(33)	1.83				
			Int4:	1:06.71	(30)	14-15:	15.47	(16)	2.09				
			Int5:	1:22.18	(29)	15-Fin:	10.43	(22)	2.59				
			Fin:	1:32.61	(26)				2.84	75.16	Avg:	95.28	
46	SMALL Greta Atomic	AUS	Int1:	19.46	(43)	11-12:	20.87	(44)	0.81		Sp1	101.67	(12)
			Int2:	40.33	(45)	12-13:	17.19	(28)	1.86				
			Int3:	57.52	(40)	13-14:	9.60	(26)	2.28				
			Int4:	1:07.12	(37)	14-15:	16.04	(40)	2.50				
			Int5:	1:23.16	(39)	15-Fin:	10.77	(35)	3.57				
			Fin:	1:33.93	(39)				4.16	108.55	Avg:	93.94	
47	FERK Marusa Salomon	SLO	Int1:			11-12:							
			Int2:			12-13:							
			Int3:			13-14:							
			Int4:			14-15:							
			Int5:			15-Fin:							
			Fin:	DNS									Avg:
48	COLETTI Alexandra Head	MON	Int1:	19.55	(47)	11-12:			0.90				
			Int2:			12-13:							
			Int3:			13-14:							
			Int4:			14-15:							
			Int5:			15-Fin:							
			Fin:	DNF									Avg:
49	MAGG Ann Katrin Head	GER	Int1:	19.26	(36)	11-12:	20.46	(32)	0.61		Sp1	96.20	(40)
			Int2:	39.72	(33)	12-13:	17.54	(40)	1.25				
			Int3:	57.26	(35)	13-14:	9.81	(39)	2.02				
			Int4:	1:07.07	(36)	14-15:	15.89	(32)	2.45				
			Int5:	1:22.96	(37)	15-Fin:	10.93	(40)	3.37				
			Fin:	1:33.89	(38)				4.12	107.55	Avg:	93.98	
50	SIMARI BIRKNER Macarena Fischer	ARG	Int1:	19.79	(49)	11-12:	21.33	(46)	1.14		Sp1	96.14	(41)
			Int2:	41.12	(46)	12-13:	18.00	(43)	2.65				
			Int3:	59.12	(43)	13-14:	10.21	(42)	3.88				
			Int4:	1:09.33	(42)	14-15:	16.15	(42)	4.71				
			Int5:	1:25.48	(42)	15-Fin:	11.03	(41)	5.89				
			Fin:	1:36.51	(41)				6.74	171.17	Avg:	91.43	

Intermediate Time Positions : Int. 1 = Inter1 Int. 2 = Inter2 Int. 3 = Inter3
 Int. 4 = Inter4 Int. 5 = Inter5
 Speed Measurement Positions : Sp 1 = Speed 1

Legend:							
Avg	Average	Dist.(m)	Distance in metres	DNF	Did Not Finish	DNS	Did Not Start
Fin	Finish	Int	Intermediate	Pos.	Intermediate or speed position		
Sp	Speed trap						

Crans-Montana (SUI)


7th Ladies' Downhill

FIS WORLD CUP STANDINGS

30 Nov 2018 Lake Louise (CAN)

1 Dec 2018 Lake Louise (CAN)

18 Dec 2018 Val Gardena (FRA)

18 Jan 2019 Cortina d'Ampezzo (ITA)

19 Jan 2019 Cortina d'Ampezzo (ITA)

27 Jan 2019 Garmisch (GER)

23 Feb 2019 Crans-Montana (SUI)

Number of Competitors: 52 Number of NSA: 13

Rank	FIS Code	Name	NSA Code	1	2	3	4	5	6	7	FIS WC Points	Diff.
1	55970	SCHMIDHOFER Nicole	AUT	100	100	26	22	80	36	80	444	
2	56087	SIEBENHOFER Ramona	AUT	20	40	60	100	100	26	8	354	90
3	565360	STUHEC Ilka	SLO	40	18	100	80	60	45	-	343	101
4	56177	VENIER Stephanie	AUT	50	29	36	60	20	100	45	340	104
5	206668	WEIDLE Kira	GER	60	24	32	32	50	60	20	278	166
6	516319	SUTER Corinne	SUI	22	32	14	50	-	50	60	228	216
7	516284	GISIN Michelle	SUI	80	60	13	18	36	-	-	207	237
8	299466	DELAGO Nicol	ITA	12	45	80	-	24	-	22	183	261
9	298323	GOGGIA Sofia	ITA	-	-	-	-	-	80	100	180	264
10	56128	HUETTER Cornelia	AUT	26	80	-	29	40	-	-	175	269
11	296729	FANCHINI Nadia	ITA	-	36	3	20	20	40	32	151	293
12	197497	MIRADOLI Romane	FRA	15	14	20	45	15	14	26	149	295
13	516185	HAEHLEN Joana	SUI	32	22	8	7	9	10	50	138	306
14	516138	GUT-BEHRAMI Lara	SUI	18	-	32	8	8	22	40	128	316
15	516248	FLURY Jasmine	SUI	11	11	50	12	12	-	29	125	319
16	355050	WEIRATHER Tina	LIE	45	-	24	-	14	15	15	113	331
17	56174	HAASER Ricarda	AUT	8	12	20	16	5	29	10	100	344
18	205218	REBENSBURG Viktoria	GER	15	13	-	24	45	-	-	97	347
19	56125	PUCHNER Mirjam	AUT	-	4	40	12	-	20	13	89	355
20	56088	TIPPLER Tamara	AUT	-	3	15	36	20	-	14	88	356
21	297601	BRIGNONE Federica	ITA	6	15	-	7	22	-	36	86	358
22	425929	MOWINCKEL Ragnhild	NOR	3	6	13	10	13	16	24	85	359
23	155763	LEDECKA Ester	CZE	10	26	2	14	32	-	-	84	360
24	6535237	SHIFFRIN Mikaela	USA	29	50	-	-	-	-	-	79	365
25	206460	WENIG Michaela	GER	-	2	45	14	6	8	-	75	369
26	297702	MARSAGLIA Francesca	ITA	7	5	16	40	2	4	-	74	370
27	6535600	MERRYWEATHER Alice	USA	4	10	4	9	1	32	12	72	372
28	538573	ROSS Laurene	USA	5	-	-	29	11	18	-	63	381
29	56258	AGER Christina	AUT	-	-	9	-	29	12	7	57	387
30	56198	SCHEYER Christine	AUT	36	20	-	-	-	-	-	56	388
31	506701	HOERNBLAD Lisa	SWE	-	-	6	-	-	24	18	48	396
32	537544	VONN Lindsey	USA	-	-	-	16	29	-	-	45	399
33	56328	ORTLIEB Nina	AUT	16	8	-	1	7	9	-	41	403
34	55947	VEITH Anna	AUT	24	16	-	-	-	-	-	40	404
35	297910	CURTONI Elena	ITA	10	-	10	-	-	11	6	37	407
36	516219	NUFER Priska	SUI	3	1	11	-	-	-	16	31	413
37	299276	BASSINO Marta	ITA	-	-	-	5	10	-	11	26	418
38	56417	FEST Nadine	AUT	-	-	22	2	-	-	-	24	420
39	197383	GAUTHIER Tiffany	FRA	13	9	1	-	-	-	-	23	421
40	426257	LIE Kajsa Vickhoff	NOR	1	7	7	4	-	-	-	19	425
41	516519	SUTER Juliana	SUI	-	-	-	-	-	13	-	13	431
41	56256	RAEDLER Ariane	AUT	-	-	-	-	3	1	9	13	431
43	197641	GAUCHE Laura	FRA	-	-	-	-	-	7	2	9	435
43	107583	REMME Roni	CAN	-	-	5	-	-	-	4	9	435
45	206520	DORSCH Patrizia	GER	-	-	-	-	-	5	3	8	436
46	206652	PFISTER Meike	GER	-	-	-	-	-	7	-	7	437
47	485941	PLESHKOVA Iulija	RUS	-	-	-	-	-	-	5	5	439
48	516280	HOLDENER Wendy	SUI	-	-	-	-	4	-	-	4	440
49	299630	DELAGO Nadia	ITA	-	-	-	-	-	3	-	3	441
49	197295	PIOT Jennifer	FRA	-	-	-	3	-	-	-	3	441
51	516521	KOLLY Noemie	SUI	-	-	-	-	-	2	-	2	442
52	516373	FLUETSCH Luana	SUI	-	-	-	-	-	-	1	1	443

Crans-Montana (SUI)



7th Ladies' Downhill

FIS WORLD CUP STANDINGS

30 Nov 2018 Lake Louise (CAN)

1 Dec 2018 Lake Louise (CAN)

18 Dec 2018 Val Gardena (FRA)

18 Jan 2019 Cortina d'Ampezzo (ITA)

19 Jan 2019 Cortina d'Ampezzo (ITA)

27 Jan 2019 Garmisch (GER)

23 Feb 2019 Crans-Montana (SUI)

Number of Competitors: 52 Number of NSA: 13

Rank	FIS Code	Name	NSA Code	1	2	3	4	5	6	7	FIS WC Points	Diff.
------	----------	------	----------	---	---	---	---	---	---	---	---------------	-------

Legend:												
-	No points		Diff.	Difference		WC	World Cup					

Crans-Montana (SUI)

7th Ladies' Downhill

OVERALL FIS WORLD CUP STANDINGS

Number of Competitors: 123 Number of NSA: 19

Rank	FIS Code	Name	NSA Code	FIS WC Points	Diff.	DH 7 races	SL 10 races	GS 6 races	SG 5 races	AC 0 race
1	6535237	SHIFFRIN Mikaela	USA	1794		79 (24)	960 (1)	455 (1)	300 (1)	-
2	705423	VLHOVA Petra	SVK	1075	719	-	757 (2)	318 (3)	-	-
3	516280	HOLDENER Wendy	SUI	783	1011	4 (48)	521 (3)	194 (8)	64 (24)	-
4	55970	SCHMIDHOFER Nicole	AUT	697	1097	444 (1)	-	-	253 (3)	-
5	425929	MOWINCKEL Ragnhild	NOR	631	1163	85 (22)	40 (36)	259 (5)	247 (4)	-
6	505679	HANSDOTTER Frida	SWE	547	1247	-	398 (4)	149 (10)	-	-
7	297601	BRIGNONE Federica	ITA	536	1258	86 (21)	35 (38)	310 (4)	105 (10)	-
8	205218	REBENSBURG Viktoria	GER	509	1285	97 (18)	-	255 (6)	157 (6)	-
9	565360	STUHEC Ilka	SLO	507	1287	343 (3)	-	11 (44)	153 (7)	-
10	56177	VENIER Stephanie	AUT	476	1318	340 (4)	-	-	136 (8)	-
11	56087	SIEBENHOFER Ramona	AUT	444	1350	354 (2)	-	-	90 (16)	-
12	516284	GISIN Michelle	SUI	442	1352	207 (7)	143 (14)	22 (35)	70 (21)	-
13	56388	LIENSBERGER Katharina	AUT	403	1391	-	314 (6)	89 (15)	-	-
14	506146	SWENN LARSSON Anna	SWE	396	1398	-	396 (5)	-	-	-
15	355050	WEIRATHER Tina	LIE	385	1409	113 (16)	-	4 (51)	268 (2)	-
16	196928	WORLEY Tessa	FRA	374	1420	-	-	374 (2)	-	-
17	56315	TRUPPE Katharina	AUT	359	1435	-	300 (7)	59 (21)	-	-
18	516138	GUT-BEHRAMI Lara	SUI	356	1438	128 (14)	-	50 (22)	178 (5)	-
19	516319	SUTER Corinne	SUI	307	1487	228 (6)	-	-	79 (18)	-
20	56032	SCHILD Bernadette	AUT	292	1502	-	231 (9)	61 (20)	-	-
21	206668	WEIDLE Kira	GER	290	1504	278 (5)	-	-	12 (39)	-
22	298323	GOGGIA Sofia	ITA	272	1522	180 (9)	-	12 (41)	80 (17)	-
23	197497	MIRADOLI Romane	FRA	261	1533	149 (12)	-	17 (38)	95 (13)	-
24	56217	BRUNNER Stephanie	AUT	256	1538	-	61 (26)	195 (7)	-	-
25	206279	GEIGER Christina	GER	251	1543	-	251 (8)	-	-	-
26	426187	LYSDAHL Kristin	NOR	248	1546	-	160 (13)	88 (16)	-	-
27	56128	HUETTER Cornelia	AUT	240	1554	175 (10)	-	-	65 (22)	-
28	516248	FLURY Jasmine	SUI	239	1555	125 (15)	-	-	114 (9)	-
28	56174	HAASER Ricarda	AUT	239	1555	100 (17)	-	127 (11)	12 (39)	-
30	296509	CURTONI Irene	ITA	237	1557	-	195 (11)	42 (24)	-	-
31	299276	BASSINO Marta	ITA	234	1560	26 (37)	-	164 (9)	44 (29)	-
32	516185	HAEHLEN Joana	SUI	233	1561	138 (13)	-	-	95 (13)	-
33	299466	DELAGO Nicol	ITA	219	1575	183 (8)	-	-	36 (31)	-
34	106961	MIELZYNSKI Erin	CAN	207	1587	-	207 (10)	-	-	-
35	296729	FANCHINI Nadia	ITA	206	1588	151 (11)	-	-	55 (25)	-
36	55947	VEITH Anna	AUT	205	1589	40 (34)	-	111 (12)	54 (26)	-
37	297702	MARSAGLIA Francesca	ITA	203	1591	74 (26)	-	30 (32)	99 (12)	-
38	56088	TIPPLER Tamara	AUT	191	1603	88 (20)	-	-	103 (11)	-
39	107427	ST-GERMAIN Laurence	CAN	175	1619	-	175 (12)	-	-	-
40	425771	HAVER-LOESETH Nina	NOR	171	1623	-	130 (16)	41 (26)	-	-
41	565471	HROVAT Meta	SLO	148	1646	-	67 (23)	81 (17)	-	-
42	105269	GAGNON Marie-Michele	CAN	141	1653	-	-	64 (19)	77 (19)	-
43	506399	HECTOR Sara	SWE	138	1656	-	46 (31)	92 (14)	-	-
44	107613	GRENIER Valerie	CAN	136	1658	-	-	41 (26)	95 (13)	-
45	296354	COSTAZZA Chiara	ITA	133	1661	-	133 (15)	-	-	-
46	155763	LEDECKA Ester	CZE	129	1665	84 (23)	-	-	45 (28)	-
47	107583	REMME Roni	CAN	124	1670	9 (43)	112 (17)	-	3 (47)	-
48	197319	MUGNIER Adeline	FRA	121	1673	-	43 (33)	78 (18)	-	-
49	426100	HOLTMANN Mina Fuerst	NOR	113	1681	-	79 (22)	34 (30)	-	-
50	56125	PUCHNER Mirjam	AUT	111	1683	89 (19)	-	-	22 (35)	-
51	426193	STJERNESUND Th.	NOR	103	1691	-	8 (50)	95 (13)	-	-
51	516504	DANIOTH Aline	SUI	103	1691	-	103 (18)	-	-	-
53	297910	CURTONI Elena	ITA	102	1692	37 (35)	-	-	65 (22)	-
54	56258	AGER Christina	AUT	100	1694	57 (29)	-	-	43 (30)	-
55	206355	DUERR Lena	GER	98	1696	-	98 (19)	-	-	-
56	56367	GALLHUBER Katharina	AUT	97	1697	-	97 (20)	-	-	-
57	506701	HOERBLAD Lisa	SWE	95	1699	48 (31)	-	-	47 (27)	-
58	426257	LIE Kajsa Vickhoff	NOR	94	1700	19 (40)	-	-	75 (20)	-
59	196806	NOENS Nastasia	FRA	93	1701	-	93 (21)	-	-	-
59	538573	ROSS Laurene	USA	93	1701	63 (28)	-	-	30 (32)	-
61	206460	WENIG Michaela	GER	81	1713	75 (25)	-	-	6 (43)	-
62	6535600	MERRYWEATHER Alice	USA	74	1720	72 (27)	-	-	2 (49)	-
63	539909	MOLTZAN Paula	USA	67	1727	-	67 (23)	-	-	-
64	56253	HUBER Katharina	AUT	63	1731	-	63 (25)	-	-	-

Crans-Montana (SUI)

7th Ladies' Downhill

OVERALL FIS WORLD CUP STANDINGS

Number of Competitors: 123 Number of NSA: 19

Rank	FIS Code	Name	NSA Code	FIS WC Points	Diff.	DH 7 races	SL 10 races	GS 6 races	SG 5 races	AC 0 race
64	56328	ORTLIEB Nina	AUT	63	1731	41 (33)	-	-	22 (35)	-
66	516219	NUFER Priska	SUI	58	1736	31 (36)	-	-	27 (34)	-
67	56198	SCHEYER Christine	AUT	56	1738	56 (30)	-	-	-	-
68	506664	FJALLSTROEM Magdalena	SWE	55	1739	-	49 (29)	6 (48)	-	-
69	565320	FERK Marusa	SLO	54	1740	-	54 (27)	-	-	-
70	425921	HAUGEN Kristine	NOR	52	1742	-	14 (49)	38 (28)	-	-
71	425981	SKJOELD Maren	NOR	50	1744	-	50 (28)	-	-	-
72	506583	SAEFVENBERG Charlotta	SWE	48	1746	-	48 (30)	-	-	-
73	537544	VONN Lindsey	USA	45	1749	45 (32)	-	-	-	-
73	506348	STAALNACKE Ylva	SWE	45	1749	-	41 (35)	4 (51)	-	-
75	56333	MAIR Chiara	AUT	44	1750	-	44 (32)	-	-	-
76	55898	BREM Eva-Maria	AUT	43	1751	-	-	43 (23)	-	-
77	197124	FRASSE SOMBET Coralie	FRA	42	1752	-	-	42 (24)	-	-
77	56392	GRITSCH Franziska	AUT	42	1752	-	42 (34)	-	-	-
77	56256	RAEDLER Ariane	AUT	42	1752	13 (41)	-	-	29 (33)	-
80	197383	GAUTHIER Tiffany	FRA	39	1755	23 (39)	-	-	16 (37)	-
80	506341	WIKSTROEM Emelie	SWE	39	1755	-	39 (37)	-	-	-
82	196725	BARIOZ Taina	FRA	35	1759	-	-	35 (29)	-	-
83	516283	ELLENBERGER Andrea	SUI	33	1761	-	-	33 (31)	-	-
84	6295075	DELLA MEA Lara	ITA	32	1762	-	32 (39)	-	-	-
85	107532	TOMMY Mikaela	CAN	30	1764	-	-	30 (32)	-	-
86	435334	GASIENICA-DANI.	POL	28	1766	-	3 (56)	25 (34)	-	-
87	565401	BUCIK Ana	SLO	27	1767	-	27 (40)	-	-	-
88	56417	FEST Nadine	AUT	24	1770	24 (38)	-	-	-	-
88	516426	STOFFEL Elena	SUI	24	1770	-	24 (41)	-	-	-
88	516437	BISSIG Carole	SUI	24	1770	-	24 (41)	-	-	-
91	185447	KORPIO Nella	FIN	23	1771	-	23 (43)	-	-	-
92	197641	GAUCHE Laura	FRA	22	1772	9 (43)	-	-	13 (38)	-
93	197651	DIREZ Clara	FRA	21	1773	-	-	21 (36)	-	-
93	225525	TILLEY Alex	GBR	21	1773	-	-	21 (36)	-	-
95	197616	ALPHAND Estelle	SWE	20	1774	-	20 (44)	-	-	-
95	516394	SUTER Jasmina	SUI	20	1774	-	-	8 (45)	12 (39)	-
95	355061	HILZINGER Jessica	GER	20	1774	-	20 (44)	-	-	-
98	206536	WALLNER Marina	GER	18	1776	-	18 (46)	-	-	-
98	197540	FORNI Josephine	FRA	18	1776	-	18 (46)	-	-	-
100	155727	CAPOVA Gabriela	CZE	17	1777	-	17 (48)	-	-	-
100	565268	DREV Ana	SLO	17	1777	-	-	17 (38)	-	-
102	298694	PICHLER Karoline	ITA	15	1779	-	-	15 (40)	-	-
103	206532	SCHMOTZ Marlene	GER	14	1780	-	6 (53)	8 (45)	-	-
103	206520	DORSCH Patrizia	GER	14	1780	8 (45)	-	-	6 (43)	-
105	516519	SUTER Juliana	SUI	13	1781	13 (41)	-	-	-	-
105	6535773	O BRIEN Nina	USA	13	1781	-	8 (50)	5 (49)	-	-
107	56282	RESCH Stephanie	AUT	12	1782	-	-	12 (41)	-	-
107	516268	WILD Simone	SUI	12	1782	-	-	12 (41)	-	-
109	206367	HRONEK Veronique	GER	11	1783	-	-	-	11 (42)	-
110	206652	PFISTER Meike	GER	10	1784	7 (46)	-	-	3 (47)	-
111	197295	PIOT Jennifer	FRA	9	1785	3 (49)	-	-	6 (43)	-
112	56277	DYGRUBER Michaela	AUT	8	1786	-	8 (50)	-	-	-
113	56416	SCHEIB Julia	AUT	7	1787	-	-	7 (47)	-	-
114	307493	ANDO Asa	JPN	5	1789	-	-	5 (49)	-	-
114	415205	HUDSON Piera	NZL	5	1789	-	5 (54)	-	-	-
114	485941	PLESHKOVA Iulija	RUS	5	1789	5 (47)	-	-	-	-
114	56344	SPORER Marie-Therese	AUT	5	1789	-	5 (54)	-	-	-
118	297195	HOFER Anna	ITA	4	1790	-	-	-	4 (46)	-
119	299630	DELAGO Nadia	ITA	3	1791	3 (49)	-	-	-	-
119	307255	ISHIKAWA Haruna	JPN	3	1791	-	-	3 (53)	-	-
119	107747	SMART Amelia	CAN	3	1791	-	3 (56)	-	-	-
122	516521	KOLLY Noemie	SUI	2	1792	2 (51)	-	-	-	-
123	516373	FLUETSCH Luana	SUI	1	1793	1 (52)	-	-	-	-

Legend:	-	No points	AC	Alpine Combined	DH	Downhill	Diff.	Difference
GS	-	Giant Slalom	SG	Super-G	SL	Slalom	WC	World Cup

Crans-Montana (SUI)

**7th Ladies' Downhill
FIS WCSL LIST**

30 Nov 2018 Lake Louise (CAN)

1 Dec 2018 Lake Louise (CAN)

18 Dec 2018 Val Gardena (FRA)

18 Jan 2019 Cortina d'Ampezzo (ITA)

19 Jan 2019 Cortina d'Ampezzo (ITA)

27 Jan 2019 Garmisch (GER)

10 Feb 2019 Åre (SWE)

23 Feb 2019 Crans-Montana (SUI)

Number of Competitors: 63 Number of NSA: 15

Rank	FIS Code	Name	NSA Code	1	2	3	4	5	6	7	8	Base	- X	+ Y	WCSL DH
1	55970	SCHMIDHOFER Nicole	AUT	100	100	26	22	80	36	29	80	218	174	473	517
2	565360	STUHEC Ilka	SLO	40	18	100	80	60	45	100	-	282	226	443	499
3	56177	VENIER Stephanie	AUT	50	29	36	60	20	100	50	45	173	138	390	425
4	56087	SIEBENHOFER Ramona	AUT	20	40	60	100	100	26	36	8	160	128	390	422
5	516319	SUTER Corinne	SUI	22	32	14	50	-	50	80	60	149	119	308	338
6	206668	WEIDLE Kira	GER	60	24	32	32	50	60	20	20	105	84	298	319
7	298323	GOGGIA Sofia	ITA	-	-	-	-	-	80	16	100	609	487	196	318
8	516284	GISIN Michelle	SUI	80	60	13	18	36	-	-	-	272	218	207	261
9	299466	DELAGO Nicol	ITA	12	45	80	-	24	-	40	22	61	49	223	235
10	56128	HUETTER Cornelia	AUT	26	80	-	29	40	-	-	-	292	234	175	233
11	537544	VONN Lindsey	USA	-	-	-	16	29	-	60	-	566	453	105	218
12	296729	FANCHINI Nadia	ITA	-	36	3	20	20	40	18	32	170	136	169	203
13	355050	WEIRATHER Tina	LIE	45	-	24	-	14	15	-	15	444	355	113	202
14	516138	GUT-BEHRAMI Lara	SUI	18	-	32	8	8	22	32	40	190	152	160	198
15	425929	MOWINCKEL Ragnhild	NOR	3	6	13	10	13	16	45	24	282	226	130	186
16	205218	REBENBURG Viktoria	GER	15	13	-	24	45	-	24	-	248	198	121	171
17	516248	FLURY Jasmine	SUI	11	11	50	12	12	-	-	29	153	122	125	156
18	197497	MIRADOLI Romane	FRA	15	14	20	45	15	14	-	26	21	17	149	153
19	516185	HAEHLLEN Joana	SUI	32	22	8	7	9	10	-	50	38	30	138	146
20	6535237	SHIFFRIN Mikaela	USA	29	50	-	-	-	-	-	-	256	205	79	130
21	56088	TIPPLER Tamara	AUT	-	3	15	36	20	-	29	14	57	46	117	128
22	297601	BRIGNONE Federica	ITA	6	15	-	7	22	-	-	36	92	74	86	104
23	206460	WENIG Michaela	GER	-	2	45	14	6	8	22	-	29	23	97	103
23	155763	LEDECKA Ester	CZE	10	26	2	14	32	-	-	-	94	75	84	103
25	56174	HAASER Ricarda	AUT	8	12	20	16	5	29	-	10	-	-	100	100
26	56125	PUCHNER Mirjam	AUT	-	4	40	12	-	20	-	13	18	14	89	93
27	538573	ROSS Laurene	USA	5	-	-	29	11	18	-	-	63	50	63	76
28	55947	VEITH Anna	AUT	24	16	-	-	-	-	-	-	175	140	40	75
29	297702	MARSAGLIA Francesca	ITA	7	5	16	40	2	4	-	-	-	-	74	74
30	6535600	MERRYWEATHER Alice	USA	4	10	4	9	1	32	-	12	-	-	72	72
31	56198	SCHEYER Christine	AUT	36	20	-	-	-	-	-	-	58	46	56	68
32	56258	AGER Christina	AUT	-	-	9	-	29	12	-	7	9	7	57	59
33	506701	HOERNBLAD Lisa	SWE	-	-	6	-	-	24	-	18	13	10	48	51
34	197383	GAUTHIER Tiffany	FRA	13	9	1	-	-	-	-	-	113	90	23	46
35	56328	ORTLIEB Nina	AUT	16	8	-	1	7	9	-	-	18	14	41	45
36	6535455	JOHNSON Breezy	USA	-	-	-	-	-	-	-	-	214	171	-	43
37	516219	NUFER Priska	SUI	3	1	11	-	-	-	-	16	50	40	31	41
38	297910	CURTONI Elena	ITA	10	-	10	-	-	11	-	6	9	7	37	39
39	538685	McKENNIS Alice	USA	-	-	-	-	-	-	-	-	179	143	-	36
40	299276	BASSINO Marta	ITA	-	-	-	5	10	-	-	11	26	21	26	31
41	296427	SCHNARF Johanna	ITA	-	-	-	-	-	-	-	-	151	121	-	30
41	539536	WILES Jacqueline	USA	-	-	-	-	-	-	-	-	149	119	-	30
43	56417	FEST Nadine	AUT	-	-	22	2	-	-	-	-	-	-	24	24
44	537582	COOK Stacey	USA	-	-	-	-	-	-	-	-	99	79	-	20
45	426257	LIE Kajsa Vickhoff	NOR	1	7	7	4	-	-	-	-	1	1	19	19
46	296472	FANCHINI Elena	ITA	-	-	-	-	-	-	-	-	92	74	-	18
47	197641	GAUCHE Laura	FRA	-	-	-	-	-	7	-	2	26	21	9	14
48	516519	SUTER Juliana	SUI	-	-	-	-	-	13	-	-	-	-	13	13
48	56256	RAEDLER Ariane	AUT	-	-	-	-	3	1	-	9	-	-	13	13
48	245066	MIKLOS Edit	HUN	-	-	-	-	-	-	-	-	63	50	-	13
48	296431	STUFFER Verena	ITA	-	-	-	-	-	-	-	-	67	54	-	13
52	206652	PFISTER Meike	GER	-	-	-	-	-	7	-	-	22	18	7	11

Crans-Montana (SUI)

**7th Ladies' Downhill
FIS WCSL LIST**

30 Nov 2018 Lake Louise (CAN)

1 Dec 2018 Lake Louise (CAN)

18 Dec 2018 Val Gardena (FRA)

18 Jan 2019 Cortina d'Ampezzo (ITA)

19 Jan 2019 Cortina d'Ampezzo (ITA)

27 Jan 2019 Garmisch (GER)

10 Feb 2019 Åre (SWE)

23 Feb 2019 Crans-Montana (SUI)

Number of Competitors: 63 Number of NSA: 15

Rank	FIS Code	Name	NSA Code	1	2	3	4	5	6	7	8	Base	-X	+Y	WCSL DH
53	206520	DORSCH Patrizia	GER	-	-	-	-	-	5	-	3	12	10	8	10
54	107583	REMME Roni	CAN	-	-	5	-	-	-	-	4	-	-	9	9
55	516280	HOLDENER Wendy	SUI	-	-	-	-	4	-	-	-	18	14	4	8
56	485941	PLESHKOVA Iulija	RUS	-	-	-	-	-	-	-	5	-	-	5	5
56	197295	PIOT Jennifer	FRA	-	-	-	3	-	-	-	-	9	7	3	5
58	299630	DELAGO Nadia	ITA	-	-	-	-	-	3	-	-	-	-	3	3
59	516521	KOLLY Noemie	SUI	-	-	-	-	-	2	-	-	-	-	2	2
59	515997	FEIERABEND Denise	SUI	-	-	-	-	-	-	-	-	9	7	-	2
59	426043	TVIBERG Maria Therese	NOR	-	-	-	-	-	-	-	-	9	7	-	2
62	375018	COLETTI Alexandra	MON	-	-	-	-	-	-	-	-	3	2	-	1
62	516373	FLUETSCH Luana	SUI	-	-	-	-	-	-	-	1	-	-	1	1

Number of competitors per NSA in the top 60

AUT:	13	CAN:	1	CZE:	1	FRA:	4	GER:	5	HUN:	1
ITA:	11	LIE:	1	NOR:	2	RUS:	1	SLO:	1	SUI:	10
SWE:	1	USA:	8								

Legend:

-	No points	Base	Last season FIS World Cup Start List points
WCSL DH	FIS World Cup Start List points for Downhill		
X	(Base/number of planned races in the current season) *(number of completed races in the current season)		
Y	FIS World Cup points won in the current season		

Crans-Montana (SUI)

7th Ladies' Downhill

OVERALL FIS WCSL LIST

Number of Competitors: 164 Number of NSA: 24

Rank	FIS Code	Name	NSA Code	WCSL Points	Diff.	DH 8 races	SL 8 races	GS 7 races	SG 6 races	AC 1 race
1	6535237	SHIFFRIN Mikaela	USA	2192		130 (20)	946 (1)	644 (1)	419 (2)	53 (12)
2	705423	VLHOVA Petra	SVK	1315	877	-	709 (2)	456 (4)	-	150 (2)
3	516280	HOLDENER Wendy	SUI	1104	1088	8 (55)	481 (4)	262 (7)	113 (23)	240 (1)
4	425929	MOWINCKEL Ragnhild	NOR	1087	1105	186 (15)	-	409 (6)	372 (3)	120 (5)
5	297601	BRIGNONE Federica	ITA	928	1264	104 (22)	24 (44)	429 (5)	243 (9)	128 (4)
6	205218	REBENSBURG Viktoria	GER	920	1272	171 (16)	-	475 (3)	274 (7)	-
7	565360	STUHEC Ilka	SLO	901	1291	499 (2)	-	12 (49)	297 (6)	93 (8)
8	55970	SCHMIDHOFER Nicole	AUT	881	1311	517 (1)	-	-	364 (4)	-
9	516284	GISIN Michelle	SUI	790	1402	261 (8)	183 (9)	23 (44)	184 (12)	139 (3)
10	505679	HANSDOTTER Frida	SWE	703	1489	-	491 (3)	212 (10)	-	-
11	56087	SIEBENHOFER Ramona	AUT	677	1515	422 (4)	-	-	138 (20)	117 (6)
12	355050	WEIRATHER Tina	LIE	655	1537	202 (13)	-	11 (51)	442 (1)	-
13	298323	GOGGIA Sofia	ITA	652	1540	318 (7)	-	41 (33)	272 (8)	21 (29)
14	516138	GUT-BEHRAMI Lara	SUI	635	1557	198 (14)	-	73 (22)	349 (5)	15 (35)
15	56177	VENIER Stephanie	AUT	608	1584	425 (3)	-	-	173 (13)	10 (39)
16	196928	WORLEY Tessa	FRA	570	1622	-	-	531 (2)	39 (37)	-
17	516319	SUTER Corinne	SUI	523	1669	338 (5)	-	-	185 (11)	-
18	56388	LIENSBERGER Katharina	AUT	418	1774	-	303 (6)	115 (15)	-	-
19	299276	BASSINO Marta	ITA	413	1779	31 (40)	-	229 (9)	57 (30)	96 (7)
20	506146	SWENN LARSSON Anna	SWE	412	1780	-	412 (5)	-	-	-
21	55947	VEITH Anna	AUT	391	1801	75 (28)	-	122 (13)	194 (10)	-
22	56032	SCHILD Bernadette	AUT	380	1812	-	292 (7)	88 (19)	-	-
23	56128	HUETTER Cornelia	AUT	365	1827	233 (10)	-	-	132 (21)	-
24	296729	FANCHINI Nadia	ITA	353	1839	203 (12)	-	-	150 (18)	-
25	537544	VONN Lindsey	USA	343	1849	218 (11)	-	-	92 (27)	33 (20)
26	56174	HAASER Ricarda	AUT	341	1851	100 (25)	-	175 (11)	33 (38)	33 (20)
27	206668	WEIDLE Kira	GER	337	1855	319 (6)	-	-	18 (47)	-
28	56217	BRUNNER Stephanie	AUT	333	1859	-	31 (40)	250 (8)	22 (44)	30 (23)
29	299466	DELAGO Nicol	ITA	326	1866	235 (9)	-	-	50 (35)	41 (17)
30	516248	FLURY Jasmine	SUI	325	1867	156 (17)	-	-	169 (14)	-
31	56315	TRUPPE Katharina	AUT	323	1869	-	261 (8)	62 (25)	-	-
32	197497	MIRADOLI Romane	FRA	305	1887	153 (18)	-	17 (47)	118 (22)	17 (32)
33	56088	TIPPLER Tamara	AUT	297	1895	128 (21)	-	-	169 (14)	-
34	516185	HAEHLEN Joana	SUI	292	1900	146 (19)	-	-	146 (19)	-
35	297702	MARSAGLIA Francesca	ITA	270	1922	74 (29)	-	36 (36)	159 (16)	1 (52)
36	105269	GAGNON Marie-Michele	CAN	238	1954	-	7 (56)	81 (20)	83 (28)	67 (9)
37	426187	LYSDAHL Kristin	NOR	235	1957	-	126 (17)	109 (16)	-	-
38	506399	HECTOR Sara	SWE	217	1975	-	47 (31)	170 (12)	-	-
39	296509	CURTONI Irene	ITA	213	1979	-	142 (14)	71 (24)	-	-
40	425771	HAVER-LOESETH Nina	NOR	212	1980	-	140 (15)	72 (23)	-	-
41	297910	CURTONI Elena	ITA	208	1984	39 (38)	-	3 (58)	157 (17)	9 (40)
42	155763	LEDECKA Ester	CZE	200	1992	103 (23)	-	-	81 (29)	16 (33)
43	565471	HROVAT Meta	SLO	182	2010	-	62 (26)	120 (14)	-	-
44	107613	GRENIER Valerie	CAN	175	2017	-	-	41 (33)	97 (26)	37 (18)
45	106961	MIELZYNSKI Erin	CAN	169	2023	-	169 (10)	-	-	-
46	426257	LIE Kajsa Vickhoff	NOR	168	2024	19 (45)	-	-	98 (25)	51 (13)
47	107583	REMME Roni	CAN	166	2026	9 (54)	109 (18)	-	3 (61)	45 (16)
48	206279	GEIGER Christina	GER	157	2035	-	157 (11)	-	-	-
49	107427	ST-GERMAIN Laurence	CAN	156	2036	-	156 (12)	-	-	-
50	296354	COSTAZZA Chiara	ITA	146	2046	-	146 (13)	-	-	-
51	296427	SCHNARF Johanna	ITA	140	2052	30 (41)	-	-	101 (24)	9 (40)
52	506701	HOERNBLAD Lisa	SWE	139	2053	51 (33)	-	-	53 (31)	35 (19)
53	56367	GALLHUBER Katharina	AUT	133	2059	-	133 (16)	-	-	-
54	538573	ROSS Laurene	USA	127	2065	76 (27)	-	-	51 (34)	-
55	56125	PUCHNER Mirjam	AUT	124	2068	93 (26)	-	-	31 (39)	-
56	516219	NUFER Priska	SUI	123	2069	41 (37)	-	-	53 (31)	29 (24)
57	56258	AGER Christina	AUT	121	2071	59 (32)	-	-	44 (36)	18 (31)
57	197319	MUGNIER Adeline	FRA	121	2071	-	26 (43)	95 (17)	-	-
59	206460	WENIG Michaela	GER	118	2074	103 (23)	-	-	14 (48)	1 (52)
60	515997	FEIERABEND Denise	SUI	107	2085	2 (59)	45 (32)	-	5 (59)	55 (11)
61	565401	BUCIK Ana	SLO	106	2086	-	44 (34)	2 (62)	-	60 (10)
62	426100	HOLTMANN Mina Fuerst	NOR	105	2087	-	68 (24)	37 (35)	-	-
62	196806	NOENS Nastasia	FRA	105	2087	-	105 (19)	-	-	-
62	516504	DANIOTH Aline	SUI	105	2087	-	103 (20)	2 (62)	-	-

Crans-Montana (SUI)

7th Ladies' Downhill

OVERALL FIS WCSL LIST

Number of Competitors: 164 Number of NSA: 24

Rank	FIS Code	Name	NSA Code	WCSL Points	Diff.	DH 8 races	SL 8 races	GS 7 races	SG 6 races	AC 1 race
65	56198	SCHEYER Christine	AUT	104	2088	68 (31)	-	-	24 (42)	12 (36)
66	56253	HUBER Katharina	AUT	103	2089	-	103 (20)	-	-	-
66	426193	STJERNESUND Th.	NOR	103	2089	-	8 (52)	95 (17)	-	-
68	197383	GAUTHIER Tiffany	FRA	98	2094	46 (34)	-	-	52 (33)	-
69	206355	DUERR Lena	GER	94	2098	-	94 (22)	-	-	-
70	6535600	MERRYWEATHER Alice	USA	87	2105	72 (30)	-	-	4 (60)	11 (37)
71	197124	FRASSE SOMBET Coralie	FRA	79	2113	-	-	79 (21)	-	-
72	565320	FERK Marusa	SLO	78	2114	-	49 (29)	-	1 (64)	28 (25)
73	197616	ALPHAND Estelle	SWE	73	2119	-	45 (32)	28 (42)	-	-
74	197641	GAUCHE Laura	FRA	70	2122	14 (47)	-	-	29 (40)	27 (26)
74	516528	MEILLARD Melanie	SUI	70	2122	-	39 (37)	31 (39)	-	-
76	506583	SAEFVENBERG Charlotta	SWE	69	2123	-	69 (23)	-	-	-
76	56328	ORTLIEB Nina	AUT	69	2123	45 (35)	-	-	24 (42)	-
78	539909	MOLTZAN Paula	USA	67	2125	-	67 (25)	-	-	-
78	296259	MOELGG Manuela	ITA	67	2125	-	5 (58)	62 (25)	-	-
80	506348	STAALNACKE Ylva	SWE	66	2126	-	44 (34)	22 (45)	-	-
81	565268	DREV Ana	SLO	61	2131	-	-	61 (27)	-	-
82	516283	ELLENBERGER Andrea	SUI	59	2133	-	-	59 (28)	-	-
83	425921	HAUGEN Kristine	NOR	56	2136	-	14 (49)	42 (32)	-	-
83	425981	SKJOELD Maren	NOR	56	2136	-	50 (28)	-	-	6 (45)
83	506341	WIKSTROEM Emelie	SWE	56	2136	-	56 (27)	-	-	-
86	506664	FJALLSTROEM Magdalena	SWE	55	2137	-	49 (29)	6 (55)	-	-
87	56392	GRITSCH Franziska	AUT	54	2138	-	22 (46)	-	-	32 (22)
87	197651	DIREZ Clara	FRA	54	2138	-	-	54 (29)	-	-
89	315187	IGNJATOVIC Nevena	SRB	53	2139	-	4 (64)	-	-	49 (14)
89	6535455	JOHNSON Breezy	USA	53	2139	43 (36)	-	-	10 (53)	-
91	196726	BARTHET Anne-Sophie	FRA	50	2142	-	-	-	2 (62)	48 (15)
91	538685	McKENNIS Alice	USA	50	2142	36 (39)	-	-	14 (48)	-
93	55898	BREM Eva-Maria	AUT	49	2143	-	-	49 (30)	-	-
94	196725	BARIOZ Taina	FRA	45	2147	-	-	45 (31)	-	-
95	206536	WALLNER Marina	GER	43	2149	-	43 (36)	-	-	-
96	56256	RAEDLER Ariane	AUT	42	2150	13 (48)	-	-	29 (40)	-
96	56417	FEST Nadine	AUT	42	2150	24 (43)	-	-	2 (62)	16 (33)
98	539536	WILES Jacqueline	USA	39	2153	30 (41)	-	-	9 (54)	-
99	56333	MAIR Chiara	AUT	36	2156	-	36 (38)	-	-	-
100	426043	TVIBERG Maria Therese	NOR	35	2157	2 (59)	-	-	9 (54)	24 (28)
101	516344	KOPP Rahele	SUI	34	2158	-	-	-	7 (56)	27 (26)
102	6295075	DELLA MEA Lara	ITA	32	2160	-	32 (39)	-	-	-
102	225525	TILLEY Alex	GBR	32	2160	-	-	32 (37)	-	-
102	565373	ROBNIK Tina	SLO	32	2160	-	-	32 (37)	-	-
105	107532	TOMMY Mikaela	CAN	30	2162	-	-	30 (40)	-	-
105	206520	DORSCH Patrizia	GER	30	2162	10 (53)	-	-	12 (50)	8 (42)
107	516437	BISSIG Carole	SUI	29	2163	-	29 (41)	-	-	-
107	516268	WILD Simone	SUI	29	2163	-	-	29 (41)	-	-
109	516426	STOFFEL Elena	SUI	27	2165	-	27 (42)	-	-	-
109	197295	PIOT Jennifer	FRA	27	2165	5 (56)	-	-	22 (44)	-
111	435334	GASIENICA-DANI.	POL	26	2166	-	-	25 (43)	-	1 (52)
112	296472	FANCHINI Elena	ITA	24	2168	18 (46)	-	-	6 (58)	-
113	185447	KORPIO Nella	FIN	23	2169	-	23 (45)	-	-	-
114	56241	SCHNEEBERGER Rosina	AUT	22	2170	-	-	1 (68)	-	21 (29)
115	297195	HOFER Anna	ITA	21	2171	-	-	-	21 (46)	-
116	516394	SUTER Jasmina	SUI	20	2172	-	-	8 (52)	12 (50)	-
116	537582	COOK Stacey	USA	20	2172	20 (44)	-	-	-	-
116	56199	KAPPAURER Elisabeth	AUT	20	2172	-	-	20 (46)	-	-
119	155727	CAPOVA Gabriela	CZE	19	2173	-	19 (47)	-	-	-
119	206532	SCHMOTZ Marlene	GER	19	2173	-	6 (57)	8 (52)	-	5 (46)
121	197540	FORNI Josephine	FRA	18	2174	-	18 (48)	-	-	-
121	206652	PFISTER Meike	GER	18	2174	11 (52)	-	-	7 (56)	-
123	298694	PICHLER Karoline	ITA	15	2177	-	-	15 (48)	-	-
123	55977	THALMANN Carmen	AUT	15	2177	-	12 (50)	3 (58)	-	-
125	516519	SUTER Juliana	SUI	13	2179	13 (48)	-	-	-	-
125	206367	HRONEK Veronique	GER	13	2179	-	-	2 (62)	11 (52)	-
125	6535773	O BRIEN Nina	USA	13	2179	-	8 (52)	5 (57)	-	-
125	245066	MIKLOS Edit	HUN	13	2179	13 (48)	-	-	-	-

Crans-Montana (SUI)


7th Ladies' Downhill

OVERALL FIS WCSL LIST

Number of Competitors: 164 Number of NSA: 24

Rank	FIS Code	Name	NSA Code	WCSL Points	Diff.	DH 8 races	SL 8 races	GS 7 races	SG 6 races	AC 1 race
125	296431	STUFFER Verena	ITA	13	2179	13 (48)	-	-	-	-
130	56282	RESCH Stephanie	AUT	12	2180	-	-	12 (49)	-	-
130	537772	STIEGLER Resi	USA	12	2180	-	12 (50)	-	-	-
132	516429	GROEBLI Nathalie	SUI	11	2181	-	-	-	-	11 (37)
133	307493	ANDO Asa	JPN	9	2183	-	3 (66)	6 (55)	-	-
133	385096	POPOVIC Leona	CRO	9	2183	-	-	2 (62)	-	7 (44)
135	56277	DYGRUBER Michaela	AUT	8	2184	-	8 (52)	-	-	-
135	355061	HILZINGER Jessica	GER	8	2184	-	8 (52)	-	-	-
135	6535765	MANGAN Patricia	USA	8	2184	-	-	-	-	8 (42)
138	56416	SCHEIB Julia	AUT	7	2185	-	-	7 (54)	-	-
139	206487	WIESLER Maren	GER	6	2186	-	5 (58)	1 (68)	-	-
140	155699	PAULATHOVA Katerina	CZE	5	2187	-	-	-	-	5 (46)
140	485941	PLESHKOVA Iulija	RUS	5	2187	5 (56)	-	-	-	-
140	415205	HUDSON Piera	NZL	5	2187	-	5 (58)	-	-	-
140	56344	SPORER Marie-Therese	AUT	5	2187	-	5 (58)	-	-	-
140	56143	GRUENWALD Julia	AUT	5	2187	-	5 (58)	-	-	-
140	55759	KIRCHGASSER Michaela	AUT	5	2187	-	5 (58)	-	-	-
140	298767	SOSIO Federica	ITA	5	2187	-	-	-	-	5 (46)
147	405138	JELINKOVA Adriana	NED	4	2188	-	-	1 (68)	-	3 (49)
147	705287	VELEZ ZUZULOVA	SVK	4	2188	-	4 (64)	-	-	-
149	107747	SMART Amelia	CAN	3	2189	-	3 (66)	-	-	-
149	299630	DELAGO Nadia	ITA	3	2189	3 (58)	-	-	-	-
149	307255	ISHIKAWA Haruna	JPN	3	2189	-	-	3 (58)	-	-
149	299624	PIROVANO Laura	ITA	3	2189	-	-	3 (58)	-	-
153	516521	KOLLY Noemie	SUI	2	2190	2 (59)	-	-	-	-
153	197861	PASLIER Esther	FRA	2	2190	-	-	-	-	2 (50)
153	306249	HASEGAWA Emi	JPN	2	2190	-	-	2 (62)	-	-
153	705394	KANTOROVA Barbara	SVK	2	2190	-	-	-	-	2 (50)
153	516562	RAST Camille	SUI	2	2190	-	-	2 (62)	-	-
158	375018	COLETTI Alexandra	MON	1	2191	1 (62)	-	-	-	-
158	516373	FLUETSCH Luana	SUI	1	2191	1 (62)	-	-	-	-
158	155728	DUBOVSKA Martina	CZE	1	2191	-	1 (68)	-	-	-
158	506350	EKLUND Nathalie	SWE	1	2191	-	1 (68)	-	-	-
158	516407	KASPER Vanessa	SUI	1	2191	-	-	1 (68)	-	-
158	197215	MASSIOS Marie	FRA	1	2191	-	-	1 (68)	-	-
158	485731	ROMANOVA Anastasia	RUS	1	2191	-	-	1 (68)	-	-

Legend:		AC	Alpine Combined	DH	Downhill	Diff.	Difference
GS	No points Giant Slalom	SG	Super-G	SL	Slalom	WCSL	Overall points

Crans-Montana (SUI)


7th Ladies' Downhill

FIS NATION CUP

Number of Nations: 19

Rank	NSA	Name	Points	Diff.	DH	SL	GS	SG	AC	TE
1	AUT	Austria	4519		1821	1165	704	829	-	-
2	SUI	Switzerland	2650	1869	877	815	319	639	-	-
3	ITA	Italy	2196	2323	740	395	573	488	-	-
4	USA	United States of America	2086	2433	259	1035	460	332	-	-
5	NOR	Norway	1462	3057	104	481	555	322	-	-
6	SWE	Sweden	1383	3136	48	1037	251	47	-	-
7	GER	Germany	1316	3203	465	393	263	195	-	-
8	SVK	Slovakia	1075	3444	-	757	318	-	-	-
9	FRA	France	1035	3484	184	154	567	130	-	-
10	CAN	Canada	816	3703	9	497	135	175	-	-
11	SLO	Slovenia	753	3766	343	148	109	153	-	-
12	LIE	Liechtenstein	385	4134	113	-	4	268	-	-
13	CZE	Czech Republic	146	4373	84	17	-	45	-	-
14	POL	Poland	28	4491	-	3	25	-	-	-
15	FIN	Finland	23	4496	-	23	-	-	-	-
16	GBR	Great Britain	21	4498	-	-	21	-	-	-
17	JPN	Japan	8	4511	-	-	8	-	-	-
18	RUS	Russian Federation	5	4514	5	-	-	-	-	-
18	NZL	New Zealand	5	4514	-	5	-	-	-	-

Crans-Montana (SUI)

7th Ladies' Downhill

OVERALL FIS NATION CUP

Number of Nations: 23

Rank	NSA	Overall			DH Points			SL Points			GS Points			SG Points			AC Points			TE Points		
		M+L	M	L	M+L	M	L	M+L	M	L	M+L	M	L	M+L	M	L	M+L	M	L	M+L	M	L
1	AUT	9471	4952	4519	2758	937	1821	3169	2004	1165	1501	797	704	1734	905	829	309	309	-	-	-	-
2	SUI	5929	3279	2650	1714	837	877	1947	1132	815	939	620	319	1092	453	639	237	237	-	-	-	-
3	FRA	4325	3290	1035	643	459	184	1312	1158	154	1467	900	567	602	472	130	301	301	-	-	-	-
4	ITA	4266	2070	2196	1475	735	740	862	467	395	896	323	573	914	426	488	119	119	-	-	-	-
5	NOR	4094	2632	1462	630	526	104	1096	615	481	1125	570	555	1138	816	322	105	105	-	-	-	-
6	USA	3026	940	2086	669	410	259	1035	-	1035	773	313	460	469	137	332	80	80	-	-	-	-
7	GER	2234	918	1316	695	230	465	624	231	393	428	165	263	458	263	195	29	29	-	-	-	-
8	SWE	1962	579	1383	48	-	48	1388	351	1037	472	221	251	47	-	47	7	7	-	-	-	-
9	SLO	1411	658	753	406	63	343	314	166	148	320	211	109	262	109	153	109	109	-	-	-	-
10	CAN	1148	332	816	152	143	9	533	36	497	192	57	135	226	51	175	45	45	-	-	-	-
11	SVK	1110	35	1075	-	-	-	757	-	757	353	35	318	-	-	-	-	-	-	-	-	-
12	LIE	385	-	385	113	-	113	-	-	-	4	-	4	268	-	268	-	-	-	-	-	-
13	GBR	311	290	21	-	-	-	290	290	-	21	-	21	-	-	-	-	-	-	-	-	-
14	CRO	281	281	-	-	-	-	203	203	-	36	36	-	-	-	-	42	42	-	-	-	-
15	CZE	150	4	146	84	-	84	17	-	17	-	-	-	45	-	45	4	4	-	-	-	-
16	RUS	130	125	5	5	-	5	54	54	-	23	23	-	-	-	-	48	48	-	-	-	-
17	BUL	95	95	-	-	-	-	95	95	-	-	-	-	-	-	-	-	-	-	-	-	-
18	FIN	31	8	23	4	4	-	23	-	23	3	3	-	-	-	-	1	1	-	-	-	-
19	POL	28	-	28	-	-	-	3	-	3	25	-	25	-	-	-	-	-	-	-	-	-
20	JPN	17	9	8	-	-	-	9	9	-	8	-	8	-	-	-	-	-	-	-	-	-
21	BEL	13	13	-	-	-	-	-	-	-	13	13	-	-	-	-	-	-	-	-	-	-
22	KOR	11	11	-	-	-	-	11	11	-	-	-	-	-	-	-	-	-	-	-	-	-
23	NZL	5	-	5	-	-	-	5	-	5	-	-	-	-	-	-	-	-	-	-	-	-

Crans-Montana (SUI)



7th Ladies' Downhill

BRANDS STANDINGS

Number of Brands: 7

Rank	Name	Points	Diff.	DH	SL	GS	SG	AC
1	Rossignol	3200		310	1715	945	230	-
2	Head	2565	635	365	985	560	655	-
3	Atomic	2495	705	700	960	455	380	-
4	Fischer	980	2220	660	90	-	230	-
5	Stoekli	975	2225	465	-	255	255	-
6	Salomon	200	3000	40	-	60	100	-
7	Dynastar	170	3030	85	-	-	85	-

Crans-Montana (SUI)

7th Ladies' Downhill

OVERALL BRANDS STANDINGS

Number of Brands: 10

Rank	Brand	Overall			DH Points			SL Points			GS Points			SG Points			AC Points		
		M+L	M	L	M+L	M	L	M+L	M	L	M+L	M	L	M+L	M	L	M+L	M	L
1	Head	5905	3340	2565	1275	910	365	1530	545	985	1200	640	560	1740	1085	655	160	160	-
2	Rossignol	5270	2070	3200	520	210	310	2715	1000	1715	1580	635	945	310	80	230	145	145	-
3	Atomic	4860	2365	2495	865	165	700	2160	1200	960	1045	590	455	520	140	380	270	270	-
4	Fischer	2600	1620	980	1270	610	660	510	420	90	265	265	-	555	325	230	-	-	-
5	Stoeckli	975	-	975	465	-	465	-	-	-	255	-	255	255	-	255	-	-	-
6	Dynastar	750	580	170	85	-	85	460	460	-	120	120	-	85	-	85	-	-	-
7	Nordica	480	480	-	260	260	-	-	-	-	-	-	-	220	220	-	-	-	-
8	Salomon	475	275	200	140	100	40	-	-	-	60	-	60	150	50	100	125	125	-
9	Voelkl	130	130	-	-	-	-	130	130	-	-	-	-	-	-	-	-	-	-
10	Blizzard	50	50	-	-	-	-	-	-	-	-	-	-	-	-	-	50	50	-