

ENTRY LIST BY NSA 2ND TRAINING

Number of Competitors: 52 Number of NSA: 20

NSA	FIS Code	Name	Date of Birth	FIS Points (5th of February 2019 - List 13)					AC
				DH	SL	GS	SG		
AUS (1)	45331	SMALL Greta	16.10.1995	37.12 (110)	35.13 (394)	29.60 (375)	42.57 (238)	69.68 (181)	
AUT (7)	56258	AGER Christina	11.11.1995	21.22 (56)	51.33 (766)	32.97 (440)	9.67 (38)	5.86 (27)	
	56392	GRITSCH Franziska	15.03.1997	30.27 (91)	9.94 (59)	7.68 (43)	10.67 (41)	25.03 (48)	
	56174	HAASER Ricarda	10.09.1993	5.82 (24)	12.68 (87)	4.73 (11)	8.83 (37)	5.16 (16)	
	55970	SCHMIDHOFER Nicole	15.03.1989	0.08 (2)	999.00(3822)	100.89(2102)	1.80 (2)	627.62(1121)	
	56087	SIEBENHOFER Ramona	29.07.1991	0.73 (3)	83.70(1606)	33.96 (461)	5.04 (20)	3.49 (6)	
	56088	TIPPLER Tamara	09.04.1991	5.70 (23)	542.91(3771)	115.92(2338)	4.64 (16)	235.31 (803)	
	56177	VENIER Stephanie	19.12.1993	1.46 (4)	124.86(2380)	118.79(2374)	4.33 (14)	44.20 (95)	
BIH (1)	715171	MUZAFERIJA Elvedina	20.08.1999	69.25 (253)	41.03 (523)	47.00 (814)	86.32 (693)	107.74 (350)	
CAN (3)	105269	GAGNON Marie-Michele	25.04.1989	28.23 (82)	9.18 (50)	5.59 (21)	5.70 (28)	4.39 (12)	
	107613	GRENIER Valerie	30.10.1996	27.94 (79)	33.43 (371)	7.27 (40)	5.54 (26)	4.93 (14)	
	107583	REMME Roni	14.02.1996	33.40 (101)	5.76 (19)	19.73 (197)	15.88 (58)	48.44 (105)	
CZE (2)	155763	LEDECKA Ester	23.03.1995	5.31 (20)	26.55 (265)	18.03 (170)	5.59 (27)	44.00 (94)	
	155699	PAULATHOVA Katerina	23.07.1993	60.67 (215)	45.85 (628)	15.58 (127)	24.25 (104)	57.49 (130)	
FRA (3)	196726	BARTHET Anne-Sophie	23.02.1988	39.97 (121)	16.73 (132)	55.62(1030)	28.66 (141)	5.57 (22)	
	197383	GAUTHIER Tiffany	02.12.1993	20.41 (55)	123.92(2360)	28.38 (351)	5.99 (30)	104.49 (336)	
	197497	MIRADOLI Romane	10.03.1994	5.16 (19)	25.84 (249)	20.75 (215)	5.14 (22)	5.89 (28)	
GER (4)	206652	PFISTER Meike	06.02.1996	24.96 (66)	106.73(2089)	14.77 (114)	18.00 (65)	47.39 (101)	
	205218	REBENBURG Viktoria	04.10.1989	4.13 (12)	572.67(3777)	1.83 (3)	3.48 (8)	180.09 (667)	
	206668	WEIDLE Kira	24.02.1996	2.48 (7)	219.63(3289)	31.15 (399)	19.97 (82)	48.75 (107)	
	206460	WENIG Michaela	14.06.1992	5.86 (26)	122.85(2339)	24.49 (265)	15.04 (52)	40.83 (81)	
ITA (6)	299276	BASSINO Marta	27.02.1996	26.89 (73)	56.61 (895)	4.18 (9)	13.68 (48)	3.08 (4)	
	297601	BRIGNONE Federica	14.07.1990	5.86 (26)	28.74 (304)	2.28 (4)	3.38 (7)	2.50 (3)	
	299466	DELAGO Nicol	05.01.1996	4.31 (14)	63.07(1046)	47.02 (817)	6.04 (33)	5.83 (26)	
	296729	FANCHINI Nadia	25.06.1986	4.27 (13)	198.99(3171)	16.98 (156)	5.19 (24)	973.50(1167)	
	298323	GOGGIA Sofia	15.11.1992	2.10 (5)	94.31(1832)	5.94 (27)	3.72 (10)	5.70 (24)	
	297702	MARSAGLIA Francesca	27.01.1990	16.70 (43)	153.48(2771)	8.60 (53)	5.07 (21)	33.02 (62)	
LIE (1)	355050	WEIRATHER Tina	24.05.1989	2.86 (9)	491.18(3758)	22.96 (247)	0.00 (1)	66.23 (162)	
MON (1)	375018	COLETTI Alexandra	08.08.1983	38.55 (114)	999.00(3822)	183.32(3088)	46.33 (272)	86.57 (253)	
NOR (2)	426257	LIE Kajsa Vickhoff	20.06.1998	22.77 (59)	19.95 (165)	22.82 (242)	5.78 (29)	5.99 (30)	
	425929	MOWINCKEL Ragnhild	12.09.1992	4.48 (16)	81.26(1550)	2.40 (5)	1.91 (4)	3.84 (8)	
POL (1)	435334	GASIENICA-DANIEL Maryna	19.02.1994	52.17 (169)	38.90 (477)	6.00 (31)	22.83 (97)	42.43 (88)	

Åre (SWE)


Ladies' Downhill

ENTRY LIST BY NSA 2ND TRAINING

Number of Competitors: 52 Number of NSA: 20

NSA	FIS Code	Name	Date of Birth	FIS Points (5th of February 2019 - List 13)				
				DH	SL	GS	SG	AC
ROU (1)	465098	CAILL Ania Monica	24.10.1995	59.45 (210)	205.97(3214)	58.73(1129)	42.61 (239)	209.42 (737)
RUS (2)	485941	PLESHKOVA Iulija	17.05.1997	30.79 (93)	60.78 (994)	27.63 (332)	21.66 (92)	61.98 (146)
	485749	PROKOPYEVA Aleksandra	24.07.1994	28.33 (83)	41.20 (528)	12.85 (89)	23.42 (100)	48.42 (104)
SLO (2)	565320	FERK Marusa	27.09.1988	39.90 (120)	5.99 (30)	19.52 (193)	27.09 (125)	5.38 (19)
	565360	STUHEC Ilka	26.10.1990	0.00 (1)	17.64 (142)	19.02 (183)	2.72 (6)	3.49 (6)
SRB (1)	315187	IGNJATOVIC Nevena	28.12.1990	36.07 (109)	14.61 (107)	6.00 (31)	25.21 (112)	4.39 (12)
SUI (5)	516248	FLURY Jasmine	16.09.1993	4.75 (18)	300.95(3568)	36.35 (535)	4.30 (13)	109.83 (358)
	516138	GUT-BEHRAMI Lara	27.04.1991	4.64 (17)	70.50(1239)	5.64 (23)	1.83 (3)	35.18 (67)
	516185	HAEHLEN Joana	23.01.1992	5.61 (22)	242.00(3409)	57.05(1078)	4.63 (15)	69.90 (182)
	516280	HOLDENER Wendy	12.05.1993	24.28 (63)	2.68 (3)	3.78 (8)	5.43 (25)	0.00 (1)
	516319	SUTER Corinne	28.09.1994	3.62 (11)	320.67(3625)	35.39 (499)	4.95 (18)	45.83 (99)
SVK (1)	705423	VLHOVA Petra	13.06.1995	28.56 (85)	1.56 (2)	2.75 (6)	28.31 (135)	3.36 (5)
SWE (4)	506933	DANNEWITZ Ida	27.03.1999	52.82 (172)	16.21 (125)	31.76 (414)	33.26 (165)	30.91 (56)
	506701	HOERNBLAD Lisa	06.03.1996	21.86 (57)	28.24 (290)	15.30 (122)	11.05 (42)	18.75 (39)
	506718	IVARSSON Lin	08.01.1996	24.64 (64)	97.80(1906)	30.77 (395)	25.26 (114)	63.12 (149)
	506584	RAPAPORT Helena	26.08.1994	43.40 (141)	47.43 (660)	29.70 (377)	28.34 (136)	60.69 (141)
USA (4)	6535600	MERRYWEATHER Alice	05.10.1996	19.56 (52)	70.33(1228)	24.30 (263)	24.26 (105)	45.58 (98)
	538573	ROSS Laurene	17.08.1988	5.85 (25)	484.37(3755)	85.85(1787)	15.13 (53)	31.05 (57)
	6535237	SHIFFRIN Mikaela	13.03.1995	4.37 (15)	0.00 (1)	0.00 (1)	2.40 (5)	4.16 (11)
	537544	VONN Lindsey	18.10.1984	2.94 (10)	84.23(1617)	14.76 (113)	5.18 (23)	5.13 (15)

Legend:

AC	Alpine Combined	DH	Downhill	GS	Giant Slalom	SG	Super-G
SL	Slalom						





ARE 2019

FIS ALPINE WORLD SKI CHAMPIONSHIPS SWEDEN



SKISTAR FIS ALPINE WORLD SKI CHAMPIONSHIPS 2019



Åre (SWE)

Ladies' Downhill

DRAW LIST 2ND TRAINING

Number of Competitors: 52

Number of NSA: 20

Rank 120 in the FIS List: FERK Marusa

FIS Pts: 39.90

No	FIS Code	Name	NSA Code	WCSL DH	WCSL Overall	FIS DH
1	565360	STUHEC Ilka	SLO	456 (1)	867 (8)	0.00 (1)
2	55970	SCHMIDHOFER Nicole	AUT	451 (2)	815 (9)	0.08 (2)
3	56087	SIEBENHOFER Ramona	AUT	410 (3)	649 (13)	0.73 (3)
4	56177	VENIER Stephanie	AUT	364 (4)	552 (16)	1.46 (4)
5	298323	GOGGIA Sofia	ITA	324 (5)	683 (12)	2.10 (5)
6	206668	WEIDLE Kira	GER	300 (7)	318 (29)	2.48 (7)
7	355050	WEIRATHER Tina	LIE	276 (9)	733 (10)	2.86 (9)
8	537544	VONN Lindsey	USA	271 (10)	413 (20)	2.94 (10)
9	516319	SUTER Corinne	SUI	228 (11)	413 (20)	3.62 (11)
10	205218	REBENSBURG Viktoria	GER	196 (12)	936 (5)	4.13 (12)
11	296729	FANCHINI Nadia	ITA	187 (13)	337 (27)	4.27 (13)
12	299466	DELAGO Nicol	ITA	185 (14)	263 (34)	4.31 (14)
13	6535237	SHIFFRIN Mikaela	USA	181 (15)	2258 (1)	4.37 (15)
14	425929	MOWINCKEL Ragnhild	NOR	174 (16)	1045 (4)	4.48 (16)
15	516138	GUT-BEHRAMI Lara	SUI	164 (17)	620 (14)	4.64 (17)
16	+500 297601	BRIGNONE Federica	ITA	87 (26)	909 (7)	5.86 (26)
17	516248	FLURY Jasmine	SUI	157 (18)	326 (28)	4.75 (18)
18	197497	MIRADOLI Romane	FRA	131 (19)	292 (31)	5.16 (19)
19	155763	LEDECKA Ester	CZE	122 (20)	203 (41)	5.31 (20)
20	516185	HAEHLEN Joana	SUI	103 (22)	249 (37)	5.61 (22)
21	56088	TIPPLER Tamara	AUT	97 (23)	266 (33)	5.70 (23)
22	56174	HAASER Ricarda	AUT	90 (24)	348 (26)	5.82 (24)
23	538573	ROSS Laurene	USA	88 (25)	139 (53)	5.85 (25)
24	206460	WENIG Michaela	GER	87 (26)	103 (63)	5.86 (26)
25	297702	MARSAGLIA Francesca	ITA	74 (31)	273 (32)	16.70 (43)
26	197383	GAUTHIER Tiffany	FRA	68 (33)	120 (59)	20.41 (55)
27	6535600	MERRYWEATHER Alice	USA	60 (34)	80 (76)	19.56 (52)
28	56258	AGER Christina	AUT	54 (37)	125 (56)	21.22 (56)
29	506701	HOERNBLAD Lisa	SWE	35 (41)	97 (69)	21.86 (57)
30	299276	BASSINO Marta	ITA	25 (45)	427 (18)	26.89 (73)
31	+500 516280	HOLDENER Wendy	SUI	11 (52)	1144 (3)	24.28 (63)
32	+500 705423	VLHOVA Petra	SVK	-	1180 (2)	28.56 (85)
33	426257	LIE Kajsa Vickhoff	NOR	19 (48)	140 (52)	22.77 (59)
34	506718	IVARSSON Lin	SWE	-	-	24.64 (64)
35	206652	PFISTER Meike	GER	16 (50)	23 (116)	24.96 (66)
36	107613	GRENIER Valerie	CAN	-	195 (44)	27.94 (79)
37	105269	GAGNON Marie-Michele	CAN	-	256 (35)	28.23 (82)
38	485749	PROKOPYEVA Aleksandra	RUS	-	-	28.33 (83)
39	56392	GRITSCH Franziska	AUT	-	22 (118)	30.27 (91)
40	485941	PLESHKOVA Iulija	RUS	-	-	30.79 (93)
41	107583	REMME Roni	CAN	5 (55)	98 (68)	33.40 (101)
42	315187	IGNJATOVIC Nevena	SRB	-	79 (78)	36.07 (109)
43	45331	SMALL Greta	AUS	-	-	37.12 (110)
44	375018	COLETTI Alexandra	MON	1 (61)	1 (160)	38.55 (114)
45	565320	FERK Marusa	SLO	-	99 (67)	39.90 (120)

06-02-2019 / Åre (SWE) / 5104

Page 1/2

Data Processing by LONGINES


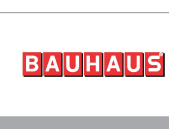
www.fis-ski.com

LONGINES Timing

Generation date : TUE 5 FEB 2019

Time : 17:01

Document: C45_trn 1.0



DRAW LIST 2ND TRAINING

Number of Competitors: 52

Number of NSA: 20

Rank 120 in the FIS List: FERK Marusa

FIS Pts: 39.90

No	FIS Code	Name	NSA Code	WCSL DH	WCSL Overall	FIS DH
46	196726	BARTHET Anne-Sophie	FRA	-	38 (99)	>39.97 (121)
47	506584	RAPAPORT Helena	SWE	-	-	>43.40 (141)
48	435334	GASIENICA-DANIEL Maryna	POL	-	26 (114)	>52.17 (169)
49	506933	DANNEWITZ Ida	SWE	-	-	>52.82 (172)
50	465098	CAILL Ania Monica	ROU	-	-	>59.45 (210)
51	155699	PAULATHOVA Katerina	CZE	-	8 (137)	>60.67 (215)
52	715171	MUZAFERIJA Elvedina	BIH	-	-	>69.25 (253)

Legend:

+ 500 At least 500 points on WCSL-O after 15th place or after 30th place
> Greater than 120th rank in the FIS points list
No Control Number

FIS_DH FIS points for DH (13th FIS points list 2018/2019)

WCSL DH FIS World Cup Start List points for Downhill

START LIST 2ND TRAINING

Jury

FIS Technical Delegate	van SLYKE Paul	USA
Referee	SKAARDAL Atle	FIS
Assistant Referee	VULLIET Jean-Philippe	FIS
Chief of Race	FRANZ Toni	SWE
Start Referee	SCHWARTZ Sue	CAN
Finish Referee	KRYLENKO Inna	RUS

Technical Data

Course Name	WM STRECKE
Start Altitude	1060m
Finish Altitude	508m
Vertical Drop	552m
Course Length	1855m
Homologation Number	12548/11/17

Race Information

Course setter	VULLIET Jean-Philippe	FIS
Gates	32	
Start Time	10:30	

Number of Competitors: 52 Number of NSA: 20

Bib	FIS Code	Name	Year of Birth	NSA Code	Time	Ski
1	537544	VONN Lindsey	1984	USA		Head
2	296729	FANCHINI Nadia	1986	ITA		Dynastar
3	206668	WEIDLE Kira	1996	GER		Rossignol
4	516185	HAEHLER Joana	1992	SUI		Atomic
5	355050	WEIRATHER Tina	1989	LIE		Head
6	299466	DELAGO Nicol	1996	ITA		Atomic
7	56087	SIEBENHOFER Ramona	1991	AUT		Fischer
8	297601	BRIGNONE Federica	1990	ITA		Rossignol
9	205218	REBENSBURG Viktoria	1989	GER		Stoekli
10	516248	FLURY Jasmine	1993	SUI		Stoekli
11	298323	GOGGIA Sofia	1992	ITA		Atomic
12	425929	MOWINCKEL Ragnhild	1992	NOR		Head
13	56177	VENIER Stephanie	1993	AUT		Atomic
14	516138	GUT-BEHRAMI Lara	1991	SUI		Head
15	516319	SUTER Corinne	1994	SUI		Head
16	6535237	SHIFFRIN Mikaela	1995	USA		Atomic
17	55970	SCHMIDHOFER Nicole	1989	AUT		Fischer
18	155763	LEDECKA Ester	1995	CZE		Atomic
19	565360	STUHEC Ilka	1990	SLO		Stoekli
20	197497	MIRADOLI Romane	1994	FRA		Dynastar
-----break-----						
21	299276	BASSINO Marta	1996	ITA		Salomon
22	56258	AGER Christina	1995	AUT		Atomic
23	197383	GAUTHIER Tiffany	1993	FRA		Rossignol
24	56174	HAASER Ricarda	1993	AUT		Fischer
25	297702	MARSAGLIA Francesca	1990	ITA		Salomon
26	206460	WENIG Michaela	1992	GER		Stoekli
27	506701	HOERNBLAD Lisa	1996	SWE		Fischer
28	538573	ROSS Laurene	1988	USA		Stoekli
29	56088	TIPPLER Tamara	1991	AUT		Salomon
30	6535600	MERRYWEATHER Alice	1996	USA		Rossignol
31	516280	HOLDENER Wendy	1993	SUI		Head
32	705423	VLHOVA Petra	1995	SVK		Rossignol
33	426257	LIE Kajsa Vickhoff	1998	NOR		Head
34	506718	IVARSSON Lin	1996	SWE		Head
35	206652	PFISTER Meike	1996	GER		Rossignol
36	107613	GRENIER Valerie	1996	CAN		Rossignol

START LIST 2ND TRAINING

Number of Competitors: 52 Number of NSA: 20

Bib	FIS Code	Name	Year of Birth	NSA Code	Time	Ski
37	105269	GAGNON Marie-Michele	1989	CAN	_____	Rossignol
38	485749	PROKOPYEVA Aleksandra	1994	RUS	_____	Atomic
39	56392	GRITSCH Franziska	1997	AUT	_____	Head
40	485941	PLESHKOVA Iulija	1997	RUS	_____	Head
41	107583	REMME Roni	1996	CAN	_____	Head
42	315187	IGNJATOVIC Nevena	1990	SRB	_____	Head
43	45331	SMALL Greta	1995	AUS	_____	Atomic
44	375018	COLETTI Alexandra	1983	MON	_____	Head
45	565320	FERK Marusa	1988	SLO	_____	Salomon
46	196726	BARTHET Anne-Sophie	1988	FRA	_____	Head
47	506584	RAPAPORT Helena	1994	SWE	_____	Head
48	435334	GASIENICA-DANIEL Maryna	1994	POL	_____	Atomic
49	506933	DANNEWITZ Ida	1999	SWE	_____	
50	465098	CAILL Ania Monica	1995	ROU	_____	
51	155699	PAULATHOVA Katerina	1993	CZE	_____	Rossignol
52	715171	MUZAFERIJA Elvedina	1999	BIH	_____	Atomic

Forerunners:

F1-HJARTARSON Odin	SWE	F2-GRYM Elias	SWE	F3-LINDBERG Malte	SWE
F4-SANDIN VAENJE Vilhelm	SWE				

OFFICIAL RESULTS 2ND TRAINING

Jury

FIS Technical Delegate	van SLYKE Paul	USA
Referee	SKAARDAL Atle	FIS
Assistant Referee	VULLIET Jean-Philippe	FIS
Chief of Race	FRANZ Toni	SWE
Start Referee	SCHWARTZ Sue	CAN
Finish Referee	KRYLENKO Inna	RUS

Technical Data

Course Name	WM STRECKE
Start Altitude	1060m
Finish Altitude	508m
Vertical Drop	552m
Course Length	1855m
Homologation Number	12548/11/17

Race Information

Course setter	VULLIET Jean-Philippe	FIS
Gates	32	
Start Time	10:30	

Number of Competitors: 52 Number of NSA: 20

Rank	Bib	FIS Code	Name	Year of Birth	NSA Code	Time	Difference	Distance (m)	Ski
1*	10	516248	FLURY Jasmine	1993	SUI	1:14.13			Stoekli
2	14	516138	GUT-BEHRAMI Lara	1991	SUI	1:14.57	0.44	10.95	Head
3*	33	426257	LIE Kajsa Vickhoff	1998	NOR	1:14.79	0.66	16.37	Head
4	4	516185	HAEHLEN Joana	1992	SUI	1:14.85	0.72	17.84	Atomic
5	11	298323	GOGGIA Sofia	1992	ITA	1:14.87	0.74	18.33	Atomic
6	2	296729	FANCHINI Nadia	1986	ITA	1:15.07	0.94	23.23	Dynastar
7	15	516319	SUTER Corinne	1994	SUI	1:15.10	0.97	23.96	Head
8	19	565360	STUHEC Ilka	1990	SLO	1:15.19	1.06	26.15	Stoekli
9	17	55970	SCHMIDHOFER Nicole	1989	AUT	1:15.23	1.10	27.12	Fischer
9	7	56087	SIEBENHOFER Ramona	1991	AUT	1:15.23	1.10	27.12	Fischer
11	31	516280	HOLDENER Wendy	1993	SUI	1:15.28	1.15	28.34	Head
12	24	56174	HAASER Ricarda	1993	AUT	1:15.34	1.21	29.79	Fischer
13	9	205218	REBENSBURG Viktoria	1989	GER	1:15.42	1.29	31.73	Stoekli
14	21	299276	BASSINO Marta	1996	ITA	1:15.43	1.30	31.97	Salomon
15	12	425929	MOWINCKEL Ragnhild	1992	NOR	1:15.46	1.33	32.69	Head
16	18	155763	LEDECKA Ester	1995	CZE	1:15.48	1.35	33.18	Atomic
17*	3	206668	WEIDLE Kira	1996	GER	1:15.56	1.43	35.11	Rossignol
18	13	56177	VENIER Stephanie	1993	AUT	1:15.59	1.46	35.83	Atomic
19	29	56088	TIPPLER Tamara	1991	AUT	1:15.63	1.50	36.79	Salomon
20*	39	56392	GRITSCH Franziska	1997	AUT	1:15.68	1.55	37.99	Head
21*	37	105269	GAGNON Marie-Michele	1989	CAN	1:15.83	1.70	41.59	Rossignol
22	5	355050	WEIRATHER Tina	1989	LIE	1:15.91	1.78	43.50	Head
23	25	297702	MARSAGLIA Francesca	1990	ITA	1:16.00	1.87	45.64	Salomon
24	45	565320	FERK Marusa	1988	SLO	1:16.02	1.89	46.12	Salomon
25	44	375018	COLETTI Alexandra	1983	MON	1:16.26	2.13	51.81	Head
26*	46	196726	BARTHET Anne-Sophie	1988	FRA	1:16.27	2.14	52.05	Head
27	32	705423	VLHOVA Petra	1995	SVK	1:16.41	2.28	55.35	Rossignol
28*	26	206460	WENIG Michaela	1992	GER	1:16.62	2.49	60.28	Stoekli
29	20	197497	MIRADOLI Romane	1994	FRA	1:16.66	2.53	61.22	Dynastar
30	8	297601	BRIGNONE Federica	1990	ITA	1:16.67	2.54	61.45	Rossignol
31	47	506584	RAPAPORT Helena	1994	SWE	1:16.74	2.61	63.09	Head
32*	27	506701	HOERNBLAD Lisa	1996	SWE	1:16.77	2.64	63.79	Fischer
33	23	197383	GAUTHIER Tiffany	1993	FRA	1:16.88	2.75	66.35	Rossignol
34*	43	45331	SMALL Greta	1995	AUS	1:17.15	3.02	72.61	Atomic
35*	6	299466	DELAGO Nicol	1996	ITA	1:17.28	3.15	75.61	Atomic
36	51	155699	PAULATHOVA Katerina	1993	CZE	1:17.34	3.21	76.99	Rossignol
37	40	485941	PLESHKOVA Iulija	1997	RUS	1:17.38	3.25	77.91	Head

OFFICIAL RESULTS 2ND TRAINING

Number of Competitors: 52 Number of NSA: 20

Rank	Bib	FIS Code	Name	Year of Birth	NSA Code	Time	Difference	Distance (m)	Ski
38	41	107583	REMME Roni	1996	CAN	1:17.39	3.26	78.14	Head
39	48	435334	GASIENICA-DANIEL Maryna	1994	POL	1:17.88	3.75	89.32	Atomic
40	49	506933	DANNEWITZ Ida	1999	SWE	1:17.91	3.78	90.00	
41	38	485749	PROKOPYEVA Aleksandra	1994	RUS	1:17.98	3.85	91.58	Atomic
42	42	315187	IGNJATOVIC Nevena	1990	SRB	1:18.23	4.10	97.22	Head
43	50	465098	CAILL Ania Monica	1995	ROU	1:19.61	5.48	127.69	
44*	35	206652	PFISTER Meike	1996	GER	1:20.67	6.54	150.39	Rossignol

DID NOT FINISH: 1 competitor

36	107613	GRENIER Valerie	1996	CAN					Rossignol
----	--------	-----------------	------	-----	--	--	--	--	-----------

DID NOT START: 7 competitors

1	537544	VONN Lindsey	1984	USA					Head
16	6535237	SHIFFRIN Mikaela	1995	USA					Atomic
22	56258	AGER Christina	1995	AUT					Atomic
28	538573	ROSS Laurene	1988	USA					Stoekli
30	6535600	MERRYWEATHER Alice	1996	USA					Rossignol
34	506718	IVARSSON Lin	1996	SWE					Head
52	715171	MUZAFERIJA Elvedina	1999	BIH					Atomic

Forerunners:

F1-HJARTARSON Odin	SWE	F2-GRYM Elias	SWE	F3-LINDBERG Malte	SWE
F4-SANDIN VAENJE Vilhelm	SWE				

Conditions on course:

SUNNY Snow: HARD Temperature - Start: -8°C Temperature - Finish: -19°C

Legend:

* Gates(s) missed



FIS ARE 2019
FIS ALPINE WORLD SKI CHAMPIONSHIPS SWEDEN

SKISTAR

SKISTAR FIS ALPINE WORLD SKI CHAMPIONSHIPS 2019

LONGINES

Åre (SWE)

FIS

Ladies' Downhill

WED 6 FEB 2019

Start Time : 10:30

PERFORMANCE ANALYSIS BY RANK 2ND TRAINING

Number of Competitors: 44 Number of NSA: 18

Rank	Bib	Name Ski	NSA Code	Positions			Partials		Difference		Speed		
				Pos	Time	Rank	Pos	Time	Rank	Time	Dist.(m)	Pos.	(km/h)
1 *	10	FLURY Jasmine Stoeckli	SUI	Int1: Int2: Int3: Fin:	14.82 37.92 1:01.50 1:14.13	(4) (8) (1) (1)	11-12: 12-13: 13-Fin:	23.10 23.58 12.63	(13) (3) (1)	0.03 0.43 0.00	Sp1 Sp2 Sp3 Avg:	76.02 98.06 108.84 90.08	(13) (33) (22)
2	14	GUT-BEHRAMI Lara Head	SUI	Int1: Int2: Int3: Fin:	14.91 37.49 1:01.71 1:14.57	(9) (1) (3) (2)	11-12: 12-13: 13-Fin:	22.58 24.22 12.86	(1) (10) (5)	0.12 0.21 0.44	Sp1 Sp2 Sp3 Avg:	76.73 101.57 109.19 89.55	(8) (3) (19)
3 *	33	LIE Kajsa Vickhoff Head	NOR	Int1: Int2: Int3: Fin:	15.07 38.31 1:01.66 1:14.79	(22) (20) (2) (3)	11-12: 12-13: 13-Fin:	23.24 23.35 13.13	(20) (1) (20)	0.28 0.82 0.16 0.66	Sp1 Sp2 Sp3 Avg:	74.80 99.08 112.18 89.29	(28) (21) (1)
4	4	HAEHLEN Joana Atomic	SUI	Int1: Int2: Int3: Fin:	15.03 38.40 1:02.04 1:14.85	(18) (20) (6) (4)	11-12: 12-13: 13-Fin:	23.37 23.64 12.81	(24) (4) (2)	0.24 0.91 0.54 0.72	Sp1 Sp2 Sp3 Avg:	74.37 99.32 109.46 89.22	(29) (17) (15)
5	11	GOGGIA Sofia Atomic	ITA	Int1: Int2: Int3: Fin:	14.91 37.79 1:02.01 1:14.87	(9) (4) (4) (5)	11-12: 12-13: 13-Fin:	22.88 24.22 12.86	(3) (10) (5)	0.12 0.30 0.51 0.74	Sp1 Sp2 Sp3 Avg:	75.79 98.60 109.97 89.19	(16) (26) (10)
6	2	FANCHINI Nadia Dynastar	ITA	Int1: Int2: Int3: Fin:	15.06 38.04 1:02.09 1:15.07	(19) (13) (7) (6)	11-12: 12-13: 13-Fin:	22.98 24.05 12.98	(8) (7) (11)	0.27 0.55 0.59 0.94	Sp1 Sp2 Sp3 Avg:	74.24 98.79 109.80 88.96	(30) (24) (14)
7	15	SUTER Corinne Head	SUI	Int1: Int2: Int3: Fin:	14.81 37.79 1:02.01 1:15.10	(2) (4) (4) (7)	11-12: 12-13: 13-Fin:	22.98 24.22 13.09	(8) (10) (16)	0.02 0.30 0.51 0.97	Sp1 Sp2 Sp3 Avg:	76.25 99.52 111.54 88.92	(11) (15) (3)
8	19	STUHEC Ilka Stoeckli	SLO	Int1: Int2: Int3: Fin:	14.89 37.98 1:02.26 1:15.19	(6) (9) (14) (8)	11-12: 12-13: 13-Fin:	23.09 24.28 12.93	(12) (13) (7)	0.10 0.49 0.76 1.06	Sp1 Sp2 Sp3 Avg:	75.42 99.73 110.49 88.82	(20) (11) (6)
9	17	SCHMIDHOFER Nicole Fischer	AUT	Int1: Int2: Int3: Fin:	14.90 37.85 1:02.30 1:15.23	(8) (6) (16) (9)	11-12: 12-13: 13-Fin:	22.95 24.45 12.93	(6) (22) (7)	0.11 0.36 0.80 1.10	Sp1 Sp2 Sp3 Avg:	76.42 99.65 110.19 88.77	(10) (14) (8)
9	7	SIEBENHOFER Ramona Fischer	AUT	Int1: Int2: Int3: Fin:	14.81 37.99 1:02.42 1:15.23	(2) (10) (18) (9)	11-12: 12-13: 13-Fin:	23.18 24.43 12.81	(18) (20) (2)	0.02 0.50 0.92 1.10	Sp1 Sp2 Sp3 Avg:	75.94 101.74 107.84 88.77	(15) (2) (29)
11	31	HOLDENER Wendy Head	SUI	Int1: Int2: Int3: Fin:	14.79 37.74 1:02.09 1:15.28	(1) (2) (7) (11)	11-12: 12-13: 13-Fin:	22.95 24.35 13.19	(6) (18) (27)	0.25 0.59 1.15	Sp1 Sp2 Sp3 Avg:	77.59 100.43 109.84 88.71	(4) (7) (12)

06-02-2019 / Åre (SWE) / 5104

Page 1/4

Data Processing by LONGINES

www.fis-ski.com

LONGINES Timing

Generation date : WED 6 FEB 2019

Time : 11:49

Document: C77A_trn 1.0



Number of Competitors: 44 Number of NSA: 18

Rank	Bib	Name Ski	NSA Code	Positions			Partials		Difference		Speed			
				Pos	Time	Rank	Pos	Time	Rank	Time	Dist.(m)	Pos.	(km/h)	Rank
12	24	HAASER Ricarda Fischer	AUT	Int1:	15.02	(16)	11-12:	23.19	(19)	0.23		Sp1	76.83	(7)
				Int2:	38.21	(17)	12-13:	24.04	(6)	0.72		Sp2	112.38	(1)
				Int3:	1:02.25	(13)	13-Fin:	13.09	(16)	0.75		Sp3	110.62	(5)
				Fin:	1:15.34	(12)				1.21	29.79	Avg:	88.64	
13	9	REBENBURG Viktoria Stoeckli	GER	Int1:	14.87	(5)	11-12:	23.16	(15)	0.08		Sp1	75.63	(17)
				Int2:	38.03	(12)	12-13:	24.18	(9)	0.54		Sp2	98.44	(27)
				Int3:	1:02.21	(11)	13-Fin:	13.21	(29)	0.71		Sp3	108.17	(27)
				Fin:	1:15.42	(13)				1.29	31.73	Avg:	88.54	
14	21	BASSINO Marta Salomon	ITA	Int1:	15.06	(19)	11-12:	22.93	(5)	0.27		Sp1	73.41	(35)
				Int2:	37.99	(10)	12-13:	24.45	(22)	0.50		Sp2	97.90	(35)
				Int3:	1:02.44	(19)	13-Fin:	12.99	(13)	0.94		Sp3	109.18	(20)
				Fin:	1:15.43	(14)				1.30	31.97	Avg:	88.53	
15	12	MOWINCKEL Ragnhild Head	NOR	Int1:	14.96	(13)	11-12:	22.91	(4)	0.17		Sp1	75.49	(18)
				Int2:	37.87	(7)	12-13:	24.45	(22)	0.38		Sp2	100.67	(6)
				Int3:	1:02.32	(17)	13-Fin:	13.14	(22)	0.82		Sp3	106.98	(30)
				Fin:	1:15.46	(15)				1.33	32.69	Avg:	88.50	
16	18	LEDECKA Ester Atomic	CZE	Int1:	15.07	(22)	11-12:	23.07	(10)	0.28		Sp1	75.06	(25)
				Int2:	38.14	(16)	12-13:	24.50	(27)	0.65		Sp2	98.63	(25)
				Int3:	1:02.64	(21)	13-Fin:	12.84	(4)	1.14		Sp3	106.47	(35)
				Fin:	1:15.48	(16)				1.35	33.18	Avg:	88.47	
17 *	3	WEIDLE Kira Rossignol	GER	Int1:	15.02	(16)	11-12:	23.08	(11)	0.23		Sp1	76.20	(12)
				Int2:	38.10	(15)	12-13:	24.10	(8)	0.61		Sp2	99.51	(16)
				Int3:	1:02.20	(10)	13-Fin:	13.36	(34)	0.70		Sp3	106.75	(33)
				Fin:	1:15.56	(17)				1.43	35.11	Avg:	88.38	
18	13	VENIER Stephanie Atomic	AUT	Int1:	14.99	(15)	11-12:	23.10	(13)	0.20		Sp1	75.11	(23)
				Int2:	38.09	(14)	12-13:	24.36	(19)	0.60		Sp2	99.91	(10)
				Int3:	1:02.45	(20)	13-Fin:	13.14	(22)	0.95		Sp3	110.17	(9)
				Fin:	1:15.59	(18)				1.46	35.83	Avg:	88.35	
19	29	TIPPLER Tamara Salomon	AUT	Int1:	15.10	(27)	11-12:	23.16	(15)	0.31		Sp1	76.92	(6)
				Int2:	38.26	(19)	12-13:	23.95	(5)	0.77		Sp2	99.14	(20)
				Int3:	1:02.21	(11)	13-Fin:	13.42	(37)	0.71		Sp3	111.03	(4)
				Fin:	1:15.63	(19)				1.50	36.79	Avg:	88.30	
20 *	39	GRITSCH Franziska Head	AUT	Int1:	15.09	(26)	11-12:	23.73	(37)	0.30		Sp1	74.07	(32)
				Int2:	38.82	(33)	12-13:	23.45	(2)	1.33		Sp2	98.35	(29)
				Int3:	1:02.27	(15)	13-Fin:	13.41	(36)	0.77		Sp3	109.14	(21)
				Fin:	1:15.68	(20)				1.55	37.99	Avg:	88.24	
21 *	37	GAGNON Marie-Michele Rossignol	CAN	Int1:	14.91	(9)	11-12:	22.87	(2)	0.12		Sp1	77.88	(3)
				Int2:	37.78	(3)	12-13:	24.33	(17)	0.29		Sp2	98.88	(22)
				Int3:	1:02.11	(9)	13-Fin:	13.72	(39)	0.61		Sp3	110.46	(7)
				Fin:	1:15.83	(21)				1.70	41.59	Avg:	88.07	
22	5	WEIRATHER Tina Head	LIE	Int1:	14.93	(12)	11-12:	23.50	(28)	0.14		Sp1	77.15	(5)
				Int2:	38.43	(23)	12-13:	24.29	(15)	0.94		Sp2	97.97	(34)
				Int3:	1:02.72	(22)	13-Fin:	13.19	(27)	1.22		Sp3	108.07	(28)
				Fin:	1:15.91	(22)				1.78	43.50	Avg:	87.97	
23	25	MARSAGLIA Francesca Salomon	ITA	Int1:	15.32	(41)	11-12:	23.16	(15)	0.53		Sp1	72.89	(38)
				Int2:	38.48	(24)	12-13:	24.56	(28)	0.99		Sp2	98.09	(32)
				Int3:	1:03.04	(23)	13-Fin:	12.96	(10)	1.54		Sp3	108.60	(24)
				Fin:	1:16.00	(23)				1.87	45.64	Avg:	87.87	
24	45	FERK Marusa Salomon	SLO	Int1:	15.10	(27)	11-12:	23.62	(32)	0.31		Sp1	75.48	(19)
				Int2:	38.72	(31)	12-13:	24.32	(16)	1.23		Sp2	99.15	(19)
				Int3:	1:03.04	(23)	13-Fin:	12.98	(11)	1.54		Sp3	108.63	(23)
				Fin:	1:16.02	(24)				1.89	46.12	Avg:	87.85	

Åre (SWE)

Ladies' Downhill

WED 6 FEB 2019

Start Time : 10:30

PERFORMANCE ANALYSIS BY RANK 2ND TRAINING

Number of Competitors: 44 Number of NSA: 18

Rank	Bib	Name Ski	NSA Code	Positions			Partials		Difference		Speed			
				Pos	Time	Rank	Pos	Time	Rank	Time	Dist.(m)	Pos.	(km/h)	Rank
25	44	COLETTI Alexandra Head	MON	Int1:	15.08	(24)	11-12:	23.40	(26)	0.29		Sp1	75.42	(20)
				Int2:	38.48	(24)	12-13:	24.67	(32)	0.99		Sp2	98.83	(23)
				Int3:	1:03.15	(26)	13-Fin:	13.11	(19)	1.65		Sp3	109.42	(16)
				Fin:	1:16.26	(25)				2.13	51.81	Avg:	87.57	
26 *	46	BARTHET Anne-Sophie Head	FRA	Int1:	15.13	(30)	11-12:	23.37	(24)	0.34		Sp1	75.06	(25)
				Int2:	38.50	(26)	12-13:	24.70	(33)	1.01		Sp2	99.68	(13)
				Int3:	1:03.20	(28)	13-Fin:	13.07	(14)	1.70		Sp3	106.90	(32)
				Fin:	1:16.27	(26)				2.14	52.05	Avg:	87.56	
27	32	VLHOVA Petra Rossignol	SVK	Int1:	15.38	(43)	11-12:	23.51	(29)	0.59		Sp1	72.66	(39)
				Int2:	38.89	(35)	12-13:	24.28	(13)	1.40		Sp2	98.24	(31)
				Int3:	1:03.17	(27)	13-Fin:	13.24	(30)	1.67		Sp3	106.93	(31)
				Fin:	1:16.41	(27)				2.28	55.35	Avg:	87.40	
28 *	26	WENIG Michaela Stoekli	GER	Int1:	15.06	(19)	11-12:	23.34	(21)	0.27		Sp1	75.24	(22)
				Int2:	38.40	(20)	12-13:	25.14	(38)	0.91		Sp2	98.30	(30)
				Int3:	1:03.54	(31)	13-Fin:	13.08	(15)	2.04		Sp3	106.40	(36)
				Fin:	1:16.62	(28)				2.49	60.28	Avg:	87.16	
29	20	MIRADOLI Romane Dynastar	FRA	Int1:	15.19	(33)	11-12:	23.66	(35)	0.40		Sp1	72.39	(41)
				Int2:	38.85	(34)	12-13:	24.57	(29)	1.36		Sp2	97.09	(37)
				Int3:	1:03.42	(30)	13-Fin:	13.24	(30)	1.92		Sp3	105.25	(39)
				Fin:	1:16.66	(29)				2.53	61.22	Avg:	87.11	
30	8	BRIGNONE Federica Rossignol	ITA	Int1:	14.96	(13)	11-12:	23.70	(36)	0.17		Sp1	75.96	(14)
				Int2:	38.66	(28)	12-13:	24.47	(25)	1.17		Sp2	98.38	(28)
				Int3:	1:03.13	(25)	13-Fin:	13.54	(38)	1.63		Sp3	106.56	(34)
				Fin:	1:16.67	(30)				2.54	61.45	Avg:	87.10	
31	47	RAPAPORT Helena Head	SWE	Int1:	15.28	(38)	11-12:	23.63	(34)	0.49		Sp1	74.89	(27)
				Int2:	38.91	(36)	12-13:	24.66	(31)	1.42		Sp2	101.45	(4)
				Int3:	1:03.57	(33)	13-Fin:	13.17	(26)	2.07		Sp3	109.41	(17)
				Fin:	1:16.74	(31)				2.61	63.09	Avg:	87.02	
32 *	27	HOERNBLAD Lisa Fischer	SWE	Int1:	15.08	(24)	11-12:	24.06	(40)	0.29		Sp1	73.81	(33)
				Int2:	39.14	(39)	12-13:	24.49	(26)	1.65		Sp2	99.25	(18)
				Int3:	1:03.63	(34)	13-Fin:	13.14	(22)	2.13		Sp3	109.89	(11)
				Fin:	1:16.77	(32)				2.64	63.79	Avg:	86.99	
33	23	GAUTHIER Tiffany Rossignol	FRA	Int1:	15.24	(37)	11-12:	23.34	(21)	0.45		Sp1	73.41	(35)
				Int2:	38.58	(27)	12-13:	24.96	(36)	1.09		Sp2	97.14	(36)
				Int3:	1:03.54	(31)	13-Fin:	13.34	(33)	2.04		Sp3	108.46	(25)
				Fin:	1:16.88	(33)				2.75	66.35	Avg:	86.86	
34 *	43	SMALL Greta Atomic	AUS	Int1:	15.30	(40)	11-12:	23.62	(32)	0.51		Sp1	70.31	(43)
				Int2:	38.92	(37)	12-13:	25.13	(37)	1.43		Sp2	97.02	(38)
				Int3:	1:04.05	(36)	13-Fin:	13.10	(18)	2.55		Sp3	111.75	(2)
				Fin:	1:17.15	(34)				3.02	72.61	Avg:	86.56	
35 *	6	DELAGO Nicol Atomic	ITA	Int1:	14.89	(6)	11-12:	23.34	(21)	0.10		Sp1	78.36	(1)
				Int2:	38.23	(18)	12-13:	26.12	(44)	0.74		Sp2	99.71	(12)
				Int3:	1:04.35	(41)	13-Fin:	12.93	(7)	2.85		Sp3	109.83	(13)
				Fin:	1:17.28	(35)				3.15	75.61	Avg:	86.41	
36	51	PAULATHOVA Katerina Rossignol	CZE	Int1:	15.22	(35)	11-12:	23.45	(27)	0.43		Sp1	78.26	(2)
				Int2:	38.67	(29)	12-13:	24.65	(30)	1.18		Sp2	100.18	(8)
				Int3:	1:03.32	(29)	13-Fin:	14.02	(42)	1.82		Sp3	105.33	(37)
				Fin:	1:17.34	(36)				3.21	76.99	Avg:	86.35	
37	40	PLESHKOVA Iulija Head	RUS	Int1:	15.17	(32)	11-12:	24.18	(41)	0.38		Sp1	72.61	(40)
				Int2:	39.35	(42)	12-13:	24.90	(34)	1.86		Sp2	95.97	(41)
				Int3:	1:04.25	(39)	13-Fin:	13.13	(20)	2.75		Sp3	105.31	(38)
				Fin:	1:17.38	(37)				3.25	77.91	Avg:	86.30	

Åre (SWE)


Ladies' Downhill

WED 6 FEB 2019

PERFORMANCE ANALYSIS BY RANK 2ND TRAINING

Start Time : 10:30

Number of Competitors: 44 Number of NSA: 18

Rank	Bib	Name Ski	NSA Code	Positions			Partials		Difference		Speed			
				Pos	Time	Rank	Pos	Time	Rank	Time	Dist.(m)	Pos.	(km/h)	Rank
38	41	REMME Roni Head	CAN	Int1:	15.29	(39)	11-12:	24.52	(44)	0.50		Sp1	63.79	(44)
				Int2:	39.81	(43)	12-13:	24.43	(20)	2.32		Sp2	91.61	(44)
				Int3:	1:04.24	(38)	13-Fin:	13.15	(25)	2.74		Sp3	103.39	(43)
				Fin:	1:17.39	(38)				3.26	78.14	Avg:	86.29	
39	48	GASIENICA-DANIEL Maryna Atomic	POL	Int1:	15.23	(36)	11-12:	23.78	(38)	0.44		Sp1	74.09	(31)
				Int2:	39.01	(38)	12-13:	25.14	(38)	1.52		Sp2	96.77	(39)
				Int3:	1:04.15	(37)	13-Fin:	13.73	(40)	2.65		Sp3	108.34	(26)
				Fin:	1:17.88	(39)				3.75	89.32	Avg:	85.75	
40	49	DANNEWITZ Ida	SWE	Int1:	15.20	(34)	11-12:	23.56	(30)	0.41		Sp1	76.63	(9)
				Int2:	38.76	(32)	12-13:	25.91	(43)	1.27		Sp2	100.73	(5)
				Int3:	1:04.67	(43)	13-Fin:	13.24	(30)	3.17		Sp3	109.39	(18)
				Fin:	1:17.91	(40)				3.78	90.00	Avg:	85.71	
41	38	PROKOPYEVA Aleksandra Atomic	RUS	Int1:	15.10	(27)	11-12:	24.22	(42)	0.31		Sp1	73.02	(37)
				Int2:	39.32	(41)	12-13:	25.27	(41)	1.83		Sp2	95.61	(42)
				Int3:	1:04.59	(42)	13-Fin:	13.39	(35)	3.09		Sp3	104.54	(40)
				Fin:	1:17.98	(41)				3.85	91.58	Avg:	85.64	
42	42	IGNJATOVIC Nevena Head	SRB	Int1:	15.34	(42)	11-12:	23.83	(39)	0.55		Sp1	71.84	(42)
				Int2:	39.17	(40)	12-13:	25.17	(40)	1.68		Sp2	96.77	(39)
				Int3:	1:04.34	(40)	13-Fin:	13.89	(41)	2.84		Sp3	104.50	(41)
				Fin:	1:18.23	(42)				4.10	97.22	Avg:	85.36	
43	50	CAILL Ania Monica	ROU	Int1:	15.48	(44)	11-12:	24.34	(43)	0.69		Sp1	73.51	(34)
				Int2:	39.82	(44)	12-13:	25.71	(42)	2.33		Sp2	94.34	(43)
				Int3:	1:05.53	(44)	13-Fin:	14.08	(43)	4.03		Sp3	103.96	(42)
				Fin:	1:19.61	(43)				5.48	127.69	Avg:	83.88	
44 *	35	PFISTER Meike Rossignol	GER	Int1:	15.13	(30)	11-12:	23.57	(31)	0.34		Sp1	75.10	(24)
				Int2:	38.70	(30)	12-13:	24.94	(35)	1.21		Sp2	100.00	(9)
				Int3:	1:03.64	(35)	13-Fin:	17.03	(44)	2.14		Sp3	101.14	(44)
				Fin:	1:20.67	(44)				6.54	150.39	Avg:	82.78	

 Intermediate Time Positions : Int. 1 = Inter1
 Speed Measurement Positions : Sp 1 = Speed 1

 Int. 2 = Inter2
 Sp 2 = Speed 2

 Int. 3 = Inter3
 Sp 3 = Speed 3

Legend:							
*	Gate(s) missed	Avg	Average	Dist.(m)	Distance in metres	Fin	Finish
Int	Intermediate	Pos.	Intermediate or speed position			Sp	Speed trap



ARE 2019

FIS ALPINE WORLD SKI CHAMPIONSHIPS SWEDEN

SKISTAR

SKISTAR FIS ALPINE WORLD SKI CHAMPIONSHIPS 2019

LONGINES

Åre (SWE)

FIS

Ladies' Downhill

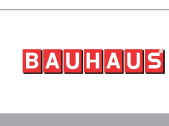
WED 6 FEB 2019

PERFORMANCE ANALYSIS BY BIB 2ND TRAINING

Start Time : 10:30

Number of Competitors: 52 Number of NSA: 20

Bib	Name Ski	NSA Code	Positions			Partials		Difference		Speed			
			Pos	Time	Rank	Pos	Time	Rank	Time	Dist.(m)	Pos.	(km/h)	Rank
1	VONN Lindsey Head	USA	Int1: Int2: Int3: Fin:	DNS			I1-I2: I2-I3: I3-Fin:			Avg:			
2	FANCHINI Nadia Dynastar	ITA	Int1: Int2: Int3: Fin:	15.06 38.04 1:02.09 1:15.07	(20) (13) (7) (6)	I1-I2: I2-I3: I3-Fin:	22.98 24.05 12.98	(8) (7) (11)	0.27 0.55 0.59 0.94	23.23	Sp1 Sp2 Sp3 Avg:	74.24 98.79 109.80 88.96	(31) (25) (14)
* 3	WEIDLE Kira Rossignol	GER	Int1: Int2: Int3: Fin:	15.02 38.10 1:02.20 1:15.56	(17) (15) (10) (17)	I1-I2: I2-I3: I3-Fin:	23.08 24.10 13.36	(11) (8) (34)	0.23 0.61 0.70 1.43	35.11	Sp1 Sp2 Sp3 Avg:	76.20 99.51 106.75 88.38	(13) (17) (34)
4	HAEHLEN Joana Atomic	SUI	Int1: Int2: Int3: Fin:	15.03 38.40 1:02.04 1:14.85	(19) (21) (6) (4)	I1-I2: I2-I3: I3-Fin:	23.37 23.64 12.81	(24) (4) (2)	0.24 0.91 0.54 0.72	17.84	Sp1 Sp2 Sp3 Avg:	74.37 99.32 109.46 89.22	(30) (18) (15)
5	WEIRATHER Tina Head	LIE	Int1: Int2: Int3: Fin:	14.93 38.43 1:02.72 1:15.91	(12) (24) (22) (22)	I1-I2: I2-I3: I3-Fin:	23.50 24.29 13.19	(29) (15) (27)	0.14 0.94 1.22 1.78	43.50	Sp1 Sp2 Sp3 Avg:	77.15 97.97 108.07 87.97	(6) (35) (28)
* 6	DELAGO Nicol Atomic	ITA	Int1: Int2: Int3: Fin:	14.89 38.23 1:04.35 1:17.28	(6) (18) (41) (35)	I1-I2: I2-I3: I3-Fin:	23.34 26.12 12.93	(21) (44) (7)	0.10 0.74 2.85 3.15	75.61	Sp1 Sp2 Sp3 Avg:	78.36 99.71 109.83 86.41	(2) (13) (13)
7	SIEBENHOFER Ramona Fischer	AUT	Int1: Int2: Int3: Fin:	14.81 37.99 1:02.42 1:15.23	(2) (10) (18) (9)	I1-I2: I2-I3: I3-Fin:	23.18 24.43 12.81	(18) (20) (2)	0.02 0.50 0.92 1.10	27.12	Sp1 Sp2 Sp3 Avg:	75.94 101.74 107.84 88.77	(16) (2) (29)
8	BRIGNONE Federica Rossignol	ITA	Int1: Int2: Int3: Fin:	14.96 38.66 1:03.13 1:16.67	(13) (29) (25) (30)	I1-I2: I2-I3: I3-Fin:	23.70 24.47 13.54	(37) (25) (38)	0.17 1.17 1.63 2.54	61.45	Sp1 Sp2 Sp3 Avg:	75.96 98.38 106.56 87.10	(15) (29) (35)
9	REBENSBURG Viktoria Stoekli	GER	Int1: Int2: Int3: Fin:	14.87 38.03 1:02.21 1:15.42	(5) (12) (11) (13)	I1-I2: I2-I3: I3-Fin:	23.16 24.18 13.21	(15) (9) (29)	0.08 0.54 0.71 1.29	31.73	Sp1 Sp2 Sp3 Avg:	75.63 98.44 108.17 88.54	(18) (28) (27)
*10	FLURY Jasmine Stoekli	SUI	Int1: Int2: Int3: Fin:	14.82 37.92 1:01.50 1:14.13	(4) (8) (1) (1)	I1-I2: I2-I3: I3-Fin:	23.10 23.58 12.63	(13) (3) (1)	0.03 0.43	0.00	Sp1 Sp2 Sp3 Avg:	76.02 98.06 108.84 90.08	(14) (34) (22)
11	GOGGIA Sofia Atomic	ITA	Int1: Int2: Int3: Fin:	14.91 37.79 1:02.01 1:14.87	(9) (4) (4) (5)	I1-I2: I2-I3: I3-Fin:	22.88 24.22 12.86	(3) (10) (5)	0.12 0.30 0.51 0.74	18.33	Sp1 Sp2 Sp3 Avg:	75.79 98.60 109.97 89.19	(17) (27) (10)



Åre (SWE)

Ladies' Downhill

PERFORMANCE ANALYSIS BY BIB 2ND TRAINING

Number of Competitors: 52 Number of NSA: 20

Bib	Name Ski	NSA Code	Positions			Partials		Difference		Speed			
			Pos	Time	Rank	Pos	Time	Rank	Time	Dist.(m)	Pos.	(km/h)	Rank
12	MOWINCKEL Ragnhild Head	NOR	Int1:	14.96	(13)	11-12:	22.91	(4)	0.17		Sp1	75.49	(19)
			Int2:	37.87	(7)	12-13:	24.45	(22)	0.38		Sp2	100.67	(6)
			Int3:	1:02.32	(17)	13-Fin:	13.14	(22)	0.82		Sp3	106.98	(31)
			Fin:	1:15.46	(15)				1.33	32.69	Avg:	88.50	
13	VENIER Stephanie Atomic	AUT	Int1:	14.99	(16)	11-12:	23.10	(13)	0.20		Sp1	75.11	(24)
			Int2:	38.09	(14)	12-13:	24.36	(19)	0.60		Sp2	99.91	(11)
			Int3:	1:02.45	(20)	13-Fin:	13.14	(22)	0.95		Sp3	110.17	(9)
			Fin:	1:15.59	(18)				1.46	35.83	Avg:	88.35	
14	GUT-BEHRAMI Lara Head	SUI	Int1:	14.91	(9)	11-12:	22.58	(1)	0.12		Sp1	76.73	(9)
			Int2:	37.49	(1)	12-13:	24.22	(10)			Sp2	101.57	(3)
			Int3:	1:01.71	(3)	13-Fin:	12.86	(5)	0.21		Sp3	109.19	(19)
			Fin:	1:14.57	(2)				0.44	10.95	Avg:	89.55	
15	SUTER Corinne Head	SUI	Int1:	14.81	(2)	11-12:	22.98	(8)	0.02		Sp1	76.25	(12)
			Int2:	37.79	(4)	12-13:	24.22	(10)	0.30		Sp2	99.52	(16)
			Int3:	1:02.01	(4)	13-Fin:	13.09	(16)	0.51		Sp3	111.54	(3)
			Fin:	1:15.10	(7)				0.97	23.96	Avg:	88.92	
16	SHIFFRIN Mikaela Atomic	USA	Int1:			11-12:							
			Int2:			12-13:							
			Int3:			13-Fin:							
			Fin:	DNS							Avg:		
17	SCHMIDHOFER Nicole Fischer	AUT	Int1:	14.90	(8)	11-12:	22.95	(6)	0.11		Sp1	76.42	(11)
			Int2:	37.85	(6)	12-13:	24.45	(22)	0.36		Sp2	99.65	(15)
			Int3:	1:02.30	(16)	13-Fin:	12.93	(7)	0.80		Sp3	110.19	(8)
			Fin:	1:15.23	(9)				1.10	27.12	Avg:	88.77	
18	LEDECKA Ester Atomic	CZE	Int1:	15.07	(23)	11-12:	23.07	(10)	0.28		Sp1	75.06	(26)
			Int2:	38.14	(16)	12-13:	24.50	(27)	0.65		Sp2	98.63	(26)
			Int3:	1:02.64	(21)	13-Fin:	12.84	(4)	1.14		Sp3	106.47	(36)
			Fin:	1:15.48	(16)				1.35	33.18	Avg:	88.47	
19	STUHEC Ilka Stoekli	SLO	Int1:	14.89	(6)	11-12:	23.09	(12)	0.10		Sp1	75.42	(21)
			Int2:	37.98	(9)	12-13:	24.28	(13)	0.49		Sp2	99.73	(12)
			Int3:	1:02.26	(14)	13-Fin:	12.93	(7)	0.76		Sp3	110.49	(6)
			Fin:	1:15.19	(8)				1.06	26.15	Avg:	88.82	
20	MIRADOLI Romane Dynastar	FRA	Int1:	15.19	(34)	11-12:	23.66	(36)	0.40		Sp1	72.39	(42)
			Int2:	38.85	(35)	12-13:	24.57	(29)	1.36		Sp2	97.09	(38)
			Int3:	1:03.42	(30)	13-Fin:	13.24	(30)	1.92		Sp3	105.25	(40)
			Fin:	1:16.66	(29)				2.53	61.22	Avg:	87.11	
21	BASSINO Marta Salomon	ITA	Int1:	15.06	(20)	11-12:	22.93	(5)	0.27		Sp1	73.41	(36)
			Int2:	37.99	(10)	12-13:	24.45	(22)	0.50		Sp2	97.90	(36)
			Int3:	1:02.44	(19)	13-Fin:	12.99	(13)	0.94		Sp3	109.18	(20)
			Fin:	1:15.43	(14)				1.30	31.97	Avg:	88.53	
22	AGER Christina Atomic	AUT	Int1:			11-12:							
			Int2:			12-13:							
			Int3:			13-Fin:							
			Fin:	DNS							Avg:		
23	GAUTHIER Tiffany Rossignol	FRA	Int1:	15.24	(38)	11-12:	23.34	(21)	0.45		Sp1	73.41	(36)
			Int2:	38.58	(28)	12-13:	24.96	(36)	1.09		Sp2	97.14	(37)
			Int3:	1:03.54	(31)	13-Fin:	13.34	(33)	2.04		Sp3	108.46	(25)
			Fin:	1:16.88	(33)				2.75	66.35	Avg:	86.86	
24	HAASER Ricarda Fischer	AUT	Int1:	15.02	(17)	11-12:	23.19	(19)	0.23		Sp1	76.83	(8)
			Int2:	38.21	(17)	12-13:	24.04	(6)	0.72		Sp2	112.38	(1)
			Int3:	1:02.25	(13)	13-Fin:	13.09	(16)	0.75		Sp3	110.62	(5)
			Fin:	1:15.34	(12)				1.21	29.79	Avg:	88.64	

Åre (SWE)

Ladies' Downhill

PERFORMANCE ANALYSIS BY BIB 2ND TRAINING

Number of Competitors: 52 Number of NSA: 20

Bib	Name Ski	NSA Code	Positions			Partials		Difference		Speed			
			Pos	Time	Rank	Pos	Time	Rank	Time	Dist.(m)	Pos.	(km/h)	Rank
25	MARSAGLIA Francesca Salomon	ITA	Int1:	15.32	(42)	11-12:	23.16	(15)	0.53		Sp1	72.89	(39)
			Int2:	38.48	(25)	12-13:	24.56	(28)	0.99		Sp2	98.09	(33)
			Int3:	1:03.04	(23)	13-Fin:	12.96	(10)	1.54		Sp3	108.60	(24)
			Fin:	1:16.00	(23)				1.87	45.64	Avg:	87.87	
*26	WENIG Michaela Stoeckli	GER	Int1:	15.06	(20)	11-12:	23.34	(21)	0.27		Sp1	75.24	(23)
			Int2:	38.40	(21)	12-13:	25.14	(38)	0.91		Sp2	98.30	(31)
			Int3:	1:03.54	(31)	13-Fin:	13.08	(15)	2.04		Sp3	106.40	(37)
			Fin:	1:16.62	(28)				2.49	60.28	Avg:	87.16	
*27	HOERNBLAD Lisa Fischer	SWE	Int1:	15.08	(25)	11-12:	24.06	(41)	0.29		Sp1	73.81	(34)
			Int2:	39.14	(40)	12-13:	24.49	(26)	1.65		Sp2	99.25	(19)
			Int3:	1:03.63	(34)	13-Fin:	13.14	(22)	2.13		Sp3	109.89	(11)
			Fin:	1:16.77	(32)				2.64	63.79	Avg:	86.99	
28	ROSS Laurene Stoeckli	USA	Int1:			11-12:							
			Int2:			12-13:							
			Int3:			13-Fin:							
			Fin:	DNS							Avg:		
29	TIPPLER Tamara Salomon	AUT	Int1:	15.10	(28)	11-12:	23.16	(15)	0.31		Sp1	76.92	(7)
			Int2:	38.26	(19)	12-13:	23.95	(5)	0.77		Sp2	99.14	(21)
			Int3:	1:02.21	(11)	13-Fin:	13.42	(37)	0.71		Sp3	111.03	(4)
			Fin:	1:15.63	(19)				1.50	36.79	Avg:	88.30	
30	MERRYWEATHER Alice Rossignol	USA	Int1:			11-12:							
			Int2:			12-13:							
			Int3:			13-Fin:							
			Fin:	DNS							Avg:		
31	HOLDENER Wendy Head	SUI	Int1:	14.79	(1)	11-12:	22.95	(6)			Sp1	77.59	(5)
			Int2:	37.74	(2)	12-13:	24.35	(18)	0.25		Sp2	100.43	(7)
			Int3:	1:02.09	(7)	13-Fin:	13.19	(27)	0.59		Sp3	109.84	(12)
			Fin:	1:15.28	(11)				1.15	28.34	Avg:	88.71	
32	VLHOVA Petra Rossignol	SVK	Int1:	15.38	(44)	11-12:	23.51	(30)	0.59		Sp1	72.66	(40)
			Int2:	38.89	(36)	12-13:	24.28	(13)	1.40		Sp2	98.24	(32)
			Int3:	1:03.17	(27)	13-Fin:	13.24	(30)	1.67		Sp3	106.93	(32)
			Fin:	1:16.41	(27)				2.28	55.35	Avg:	87.40	
*33	LIE Kajsa Vickhoff Head	NOR	Int1:	15.07	(23)	11-12:	23.24	(20)	0.28		Sp1	74.80	(29)
			Int2:	38.31	(20)	12-13:	23.35	(1)	0.82		Sp2	99.08	(22)
			Int3:	1:01.66	(2)	13-Fin:	13.13	(20)	0.16		Sp3	112.18	(1)
			Fin:	1:14.79	(3)				0.66	16.37	Avg:	89.29	
34	IVARSSON Lin Head	SWE	Int1:			11-12:							
			Int2:			12-13:							
			Int3:			13-Fin:							
			Fin:	DNS							Avg:		
*35	PFISTER Meike Rossignol	GER	Int1:	15.13	(31)	11-12:	23.57	(32)	0.34		Sp1	75.10	(25)
			Int2:	38.70	(31)	12-13:	24.94	(35)	1.21		Sp2	100.00	(10)
			Int3:	1:03.64	(35)	13-Fin:	17.03	(44)	2.14		Sp3	101.14	(45)
			Fin:	1:20.67	(44)				6.54	150.39	Avg:	82.78	
36	GRENIER Valerie Rossignol	CAN	Int1:	14.97	(15)	11-12:	23.43	(27)	0.18		Sp1	78.52	(1)
			Int2:	38.40	(21)	12-13:			0.91		Sp2	100.13	(9)
			Int3:			13-Fin:					Sp3	107.31	(30)
			Fin:	DNF							Avg:		
*37	GAGNON Marie-Michele Rossignol	CAN	Int1:	14.91	(9)	11-12:	22.87	(2)	0.12		Sp1	77.88	(4)
			Int2:	37.78	(3)	12-13:	24.33	(17)	0.29		Sp2	98.88	(23)
			Int3:	1:02.11	(9)	13-Fin:	13.72	(39)	0.61		Sp3	110.46	(7)
			Fin:	1:15.83	(21)				1.70	41.59	Avg:	88.07	

PERFORMANCE ANALYSIS BY BIB 2ND TRAINING

Number of Competitors: 52 Number of NSA: 20

Bib	Name Ski	NSA Code	Positions			Partials		Difference		Speed			
			Pos	Time	Rank	Pos	Time	Rank	Time	Dist.(m)	Pos.	(km/h)	Rank
38	PROKOPYEVA Aleksandra Atomic	RUS	Int1:	15.10	(28)	11-12:	24.22	(43)	0.31		Sp1	73.02	(38)
			Int2:	39.32	(42)	12-13:	25.27	(41)	1.83		Sp2	95.61	(43)
			Int3:	1:04.59	(42)	13-Fin:	13.39	(35)	3.09		Sp3	104.54	(41)
			Fin:	1:17.98	(41)				3.85	91.58	Avg:	85.64	
*39	GRITSCH Franziska Head	AUT	Int1:	15.09	(27)	11-12:	23.73	(38)	0.30		Sp1	74.07	(33)
			Int2:	38.82	(34)	12-13:	23.45	(2)	1.33		Sp2	98.35	(30)
			Int3:	1:02.27	(15)	13-Fin:	13.41	(36)	0.77		Sp3	109.14	(21)
			Fin:	1:15.68	(20)				1.55	37.99	Avg:	88.24	
40	PLESHKOVA Iulija Head	RUS	Int1:	15.17	(33)	11-12:	24.18	(42)	0.38		Sp1	72.61	(41)
			Int2:	39.35	(43)	12-13:	24.90	(34)	1.86		Sp2	95.97	(42)
			Int3:	1:04.25	(39)	13-Fin:	13.13	(20)	2.75		Sp3	105.31	(39)
			Fin:	1:17.38	(37)				3.25	77.91	Avg:	86.30	
41	REMME Roni Head	CAN	Int1:	15.29	(40)	11-12:	24.52	(45)	0.50		Sp1	63.79	(45)
			Int2:	39.81	(44)	12-13:	24.43	(20)	2.32		Sp2	91.61	(45)
			Int3:	1:04.24	(38)	13-Fin:	13.15	(25)	2.74		Sp3	103.39	(44)
			Fin:	1:17.39	(38)				3.26	78.14	Avg:	86.29	
42	IGNJATOVIC Nevena Head	SRB	Int1:	15.34	(43)	11-12:	23.83	(40)	0.55		Sp1	71.84	(43)
			Int2:	39.17	(41)	12-13:	25.17	(40)	1.68		Sp2	96.77	(40)
			Int3:	1:04.34	(40)	13-Fin:	13.89	(41)	2.84		Sp3	104.50	(42)
			Fin:	1:18.23	(42)				4.10	97.22	Avg:	85.36	
*43	SMALL Greta Atomic	AUS	Int1:	15.30	(41)	11-12:	23.62	(33)	0.51		Sp1	70.31	(44)
			Int2:	38.92	(38)	12-13:	25.13	(37)	1.43		Sp2	97.02	(39)
			Int3:	1:04.05	(36)	13-Fin:	13.10	(18)	2.55		Sp3	111.75	(2)
			Fin:	1:17.15	(34)				3.02	72.61	Avg:	86.56	
44	COLETTI Alexandra Head	MON	Int1:	15.08	(25)	11-12:	23.40	(26)	0.29		Sp1	75.42	(21)
			Int2:	38.48	(25)	12-13:	24.67	(32)	0.99		Sp2	98.83	(24)
			Int3:	1:03.15	(26)	13-Fin:	13.11	(19)	1.65		Sp3	109.42	(16)
			Fin:	1:16.26	(25)				2.13	51.81	Avg:	87.57	
45	FERK Marusa Salomon	SLO	Int1:	15.10	(28)	11-12:	23.62	(33)	0.31		Sp1	75.48	(20)
			Int2:	38.72	(32)	12-13:	24.32	(16)	1.23		Sp2	99.15	(20)
			Int3:	1:03.04	(23)	13-Fin:	12.98	(11)	1.54		Sp3	108.63	(23)
			Fin:	1:16.02	(24)				1.89	46.12	Avg:	87.85	
*46	BARTHET Anne-Sophie Head	FRA	Int1:	15.13	(31)	11-12:	23.37	(24)	0.34		Sp1	75.06	(26)
			Int2:	38.50	(27)	12-13:	24.70	(33)	1.01		Sp2	99.68	(14)
			Int3:	1:03.20	(28)	13-Fin:	13.07	(14)	1.70		Sp3	106.90	(33)
			Fin:	1:16.27	(26)				2.14	52.05	Avg:	87.56	
47	RAPAPORT Helena Head	SWE	Int1:	15.28	(39)	11-12:	23.63	(35)	0.49		Sp1	74.89	(28)
			Int2:	38.91	(37)	12-13:	24.66	(31)	1.42		Sp2	101.45	(4)
			Int3:	1:03.57	(33)	13-Fin:	13.17	(26)	2.07		Sp3	109.41	(17)
			Fin:	1:16.74	(31)				2.61	63.09	Avg:	87.02	
48	GASIENICA-DANIEL Maryna Atomic	POL	Int1:	15.23	(37)	11-12:	23.78	(39)	0.44		Sp1	74.09	(32)
			Int2:	39.01	(39)	12-13:	25.14	(38)	1.52		Sp2	96.77	(40)
			Int3:	1:04.15	(37)	13-Fin:	13.73	(40)	2.65		Sp3	108.34	(26)
			Fin:	1:17.88	(39)				3.75	89.32	Avg:	85.75	
49	DANNEWITZ Ida Head	SWE	Int1:	15.20	(35)	11-12:	23.56	(31)	0.41		Sp1	76.63	(10)
			Int2:	38.76	(33)	12-13:	25.91	(43)	1.27		Sp2	100.73	(5)
			Int3:	1:04.67	(43)	13-Fin:	13.24	(30)	3.17		Sp3	109.39	(18)
			Fin:	1:17.91	(40)				3.78	90.00	Avg:	85.71	
50	CAILL Ania Monica Head	ROU	Int1:	15.48	(45)	11-12:	24.34	(44)	0.69		Sp1	73.51	(35)
			Int2:	39.82	(45)	12-13:	25.71	(42)	2.33		Sp2	94.34	(44)
			Int3:	1:05.53	(44)	13-Fin:	14.08	(43)	4.03		Sp3	103.96	(43)
			Fin:	1:19.61	(43)				5.48	127.69	Avg:	83.88	

PERFORMANCE ANALYSIS BY BIB 2ND TRAINING

Number of Competitors: 52 Number of NSA: 20

Bib	Name Ski	NSA Code	Positions			Partials		Difference		Speed			
			Pos	Time	Rank	Pos	Time	Rank	Time	Dist.(m)	Pos.	(km/h)	Rank
51	PAULATHOVA Katerina Rossignol	CZE	Int1:	15.22	(36)	I1-I2:	23.45	(28)	0.43		Sp1	78.26	(3)
			Int2:	38.67	(30)	I2-I3:	24.65	(30)	1.18		Sp2	100.18	(8)
			Int3:	1:03.32	(29)	I3-Fin:	14.02	(42)	1.82		Sp3	105.33	(38)
			Fin:	1:17.34	(36)				3.21	76.99	Avg:	86.35	
52	MUZAFERIJA Elvedina Atomic	BIH	Int1:			I1-I2:							
			Int2:			I2-I3:							
			Int3:			I3-Fin:							
			Fin:	DNS							Avg:		

 Intermediate Time Positions : Int. 1 = Inter1
 Speed Measurement Positions : Sp 1 = Speed 1

 Int. 2 = Inter2
 Sp 2 = Speed 2

 Int. 3 = Inter3
 Sp 3 = Speed 3

Legend:							
*	Gate(s) missed	Avg	Average	Dist.(m)	Distance in metres	DNF	Did Not Finish
DNS	Did Not Start	Fin	Finish	Int	Intermediate		
Pos.	Intermediate or speed position			Sp	Speed trap		