

Number of Competitors: 98 Number of NSA: 47

NSA	FIS Code	Name	Date of Birth	DH	FIS Points (5th of February 2019 - List 13)				AC
					SL	GS	SG		
ALB (1)	298936	MEHILLI Suela	28.01.1994	-	138.12(2565)	86.99(1807)	999.00(2118)	-	
ARG (2)	35222	BARUZZI FARRIOL Francesca	22.07.1998	77.69 (311)	24.21 (229)	22.39 (235)	50.91 (305)	127.61 (435)	
	35131	GASTALDI Nicol	16.02.1990	152.93 (721)	29.23 (310)	16.65 (147)	81.87 (645)	103.97 (334)	
AUT (4)	56174	HAASER Ricarda	10.09.1993	5.82 (24)	12.68 (87)	4.73 (11)	8.83 (37)	5.16 (16)	
	56388	LIENSBERGER Katharina	01.04.1997	528.84(1178)	4.49 (7)	5.53 (18)	140.40(1251)	102.15 (325)	
	56032	SCHILD Bernadette	02.01.1990	999.00(1237)	4.29 (6)	5.48 (17)	999.00(2118)	999.00(1172)	
	56315	TRUPPE Katharina	15.01.1996	-	4.71 (8)	5.86 (26)	461.42(2021)	999.00(1172)	
BEL (1)	65117	VANREUSEL Kim	04.01.1998	110.21 (513)	21.12 (185)	35.47 (502)	103.70 (891)	80.09 (232)	
BIH (2)	715167	MERDANOVIC Sejla	11.08.1997	-	71.54(1270)	88.31(1843)	-	-	
	715178	TADIC Maja	21.07.2000	-	71.44(1266)	87.11(1809)	-	-	
BLR (1)	665009	SHKANOVA Maria	18.10.1989	209.42 (905)	9.02 (48)	23.44 (254)	91.91 (760)	86.42 (251)	
CAN (2)	105269	GAGNON Marie-Michele	25.04.1989	28.23 (82)	9.18 (50)	5.59 (21)	5.70 (28)	4.39 (12)	
	107532	TOMMY Mikaela	10.05.1995	58.89 (206)	16.83 (136)	6.00 (31)	19.02 (72)	39.81 (80)	
CHN (4)	125038	KONG Fanying	27.04.1996	-	70.56(1241)	60.02(1157)	135.58(1218)	183.84 (677)	
	125026	LIU Yang	05.06.1988	-	120.81(2309)	86.36(1796)	133.54(1205)	218.35 (767)	
	125039	NI Yueming	01.05.1995	-	77.44(1444)	53.81 (991)	151.13(1315)	194.29 (710)	
	125040	ZHANG Yuying	10.10.1997	-	159.08(2837)	91.84(1907)	-	-	
CRO (1)	385092	KOMSIC Andrea	04.05.1996	145.80 (699)	14.19 (100)	17.71 (164)	38.02 (194)	101.47 (322)	
CYP (1)	165044	PIERI Andriani	06.05.1998	-	178.31(3001)	272.35(3510)	-	-	
CZE (2)	155727	CAPOVA Gabriela	08.10.1993	-	8.75 (45)	13.23 (94)	908.73(2111)	999.00(1172)	
	155699	PAULATHOVA Katerina	23.07.1993	60.67 (215)	45.85 (628)	15.58 (127)	24.25 (104)	57.49 (130)	
DEN (1)	175050	BERTHELSEN Nuunu Chemnitz	30.10.1996	868.53(1227)	38.81 (476)	71.50(1460)	393.33(1988)	-	
ESP (1)	496055	PAU Nuria	24.02.1994	220.68 (926)	15.33 (115)	21.10 (219)	53.01 (323)	64.00 (153)	
FIN (2)	185430	HONKANEN Riikka	17.07.1998	374.36(1118)	14.93 (111)	9.92 (67)	302.07(1882)	519.89(1097)	
	185475	PYKALAINEN Erika	21.04.2001	-	17.74 (143)	13.80 (104)	55.06 (342)	-	
FRA (4)	197651	DIREZ Clara	05.04.1995	413.51(1143)	23.88 (222)	10.35 (74)	295.11(1870)	458.67(1063)	
	197124	FRASSE SOMBET Coralie	08.04.1991	62.54 (225)	79.11(1485)	5.95 (28)	35.93 (180)	103.14 (332)	
	197497	MIRADOLI Romane	10.03.1994	5.16 (19)	25.84 (249)	20.75 (215)	5.14 (22)	5.89 (28)	
	196928	WORLEY Tessa	04.10.1989	33.35 (100)	70.94(1254)	1.00 (2)	10.17 (39)	37.07 (73)	

Åre (SWE)

**Ladies' Giant Slalom
ENTRY LIST BY NSA**

Number of Competitors: 98 Number of NSA: 47

NSA	FIS Code	Name	Date of Birth	FIS Points (5th of February 2019 - List 13)				
				DH	SL	GS	SG	AC
GBR (2)	225659	ANDERSON Jessica	05.08.1998	165.40 (765)	37.34 (439)	26.99 (319)	64.22 (438)	116.32 (391)
	225525	TILLEY Alex	05.10.1993	432.09(1158)	14.45 (103)	8.97 (56)	86.52 (697)	103.26 (333)
GEO (1)	685018	TSIKLAURI Nino	01.07.1993	-	43.51 (581)	33.36 (447)	144.75(1276)	999.00(1172)
GER (2)	205218	REBENSBURG Viktoria	04.10.1989	4.13 (12)	572.67(3777)	1.83 (3)	3.48 (8)	180.09 (667)
	206532	SCHMOTZ Marlene	06.03.1994	79.78 (324)	6.69 (36)	15.02 (116)	52.61 (320)	42.27 (87)
GRE (4)	235353	KOSTITS PASIALI Silouani	06.08.2001	-	151.50(2732)	237.10(3389)	-	-
	235330	KYRITSI Aristi	07.07.1999	-	112.38(2182)	121.48(2409)	-	-
	235320	MANTSIOU Anastasia	17.03.1998	-	120.84(2310)	146.47(2761)	701.31(2080)	-
	235110	RALLI Sophia	04.03.1988	-	71.09(1258)	93.02(1937)	-	-
HAI (1)	926000	MARTI Celine	05.04.1979	-	415.14(3714)	892.92(3800)	-	-
HUN (1)	245083	DORULTAN Katalin	16.06.2001	-	81.23(1547)	133.46(2593)	-	-
IRI (4)	265028	ABBASI Forough	15.09.1993	-	101.81(1986)	174.36(3007)	319.09(1909)	999.00(1172)
	265053	AHMADI Atefeh	23.12.2000	-	107.59(2110)	150.02(2805)	260.35(1786)	-
	265005	KALHOR Mitra	14.09.1985	-	141.48(2615)	162.56(2925)	318.88(1908)	999.00(1172)
	265033	SAVEHSEMSHAKI Sadaf	02.09.1995	-	137.47(2558)	160.34(2905)	265.21(1798)	999.00(1172)
IRL (1)	197848	ARBEZ Tess	01.12.1997	100.56 (449)	52.67 (803)	35.90 (514)	99.13 (836)	156.05 (588)
ISL (4)	255403	BIRKISDOTTIR Andrea Bjork	28.01.1998	-	53.77 (830)	65.04(1298)	122.47(1108)	-
	255357	EINARSDOTTIR Freydis Halla	03.10.1994	-	31.91 (349)	45.52 (772)	999.00(2118)	-
	255426	FINNBOGADOTTIR Maria	17.03.2000	-	55.15 (861)	75.24(1539)	185.51(1515)	294.23 (903)
	255406	FRIDGEIRSDOTTIR	08.01.1998	-	55.02 (858)	47.97 (846)	115.45(1026)	-
ITA (4)	299276	BASSINO Marta	27.02.1996	26.89 (73)	56.61 (895)	4.18 (9)	13.68 (48)	3.08 (4)
	297601	BRIGNONE Federica	14.07.1990	5.86 (26)	28.74 (304)	2.28 (4)	3.38 (7)	2.50 (3)
	298323	GOGGIA Sofia	15.11.1992	2.10 (5)	94.31(1832)	5.94 (27)	3.72 (10)	5.70 (24)
	297702	MARSAGLIA Francesca	27.01.1990	16.70 (43)	153.48(2771)	8.60 (53)	5.07 (21)	33.02 (62)
JPN (1)	307493	ANDO Asa	24.04.1996	-	7.24 (38)	7.00 (37)	53.03 (324)	197.94 (716)
KAZ (1)	675035	GRIGOROVA Mariya	04.03.1996	148.82 (708)	103.02(2017)	78.65(1613)	106.98 (923)	156.22 (589)
KOS (2)	947013	KOLLQAKU Adea	15.03.1997	-	251.41(3447)	291.62(3549)	-	-
	426188	RUSTA Fiona	13.03.1996	999.00(1237)	243.08(3413)	194.00(3161)	708.12(2084)	-
LAT (4)	555036	ABOLTINA Agnese	07.02.1996	145.78 (698)	19.82 (162)	36.67 (543)	59.37 (386)	150.69 (571)
	555035	BONDARE Liene	21.02.1996	298.71(1050)	36.14 (416)	61.52(1203)	163.38(1391)	664.23(1128)
	555037	GASUNA Evelina	17.06.1997	-	33.37 (369)	59.15(1135)	108.06 (935)	-
	555018	GASUNA Lelde	17.09.1990	999.00(1237)	20.56 (177)	25.15 (279)	129.48(1164)	192.00 (703)
LBN (4)	345061	CHAMOUN Jackie	21.10.1991	-	141.00(2608)	201.29(3213)	-	-
	345141	ISKANDAR Carlie Maria	05.02.1999	-	182.22(3026)	212.00(3270)	-	-
	345157	OUAISS Manon	19.09.2000	-	110.06(2145)	163.18(2930)	-	-
	345172	ZEIDAN Sara	14.12.2001	-	189.13(3091)	249.58(3437)	-	-
MAD (1)	945000	CLERC Mialitiana	16.11.2001	89.03 (371)	47.29 (656)	31.16 (400)	73.95 (547)	-
MEX (1)	536481	SCHLEPER Sarah	19.02.1979	106.44 (483)	44.37 (601)	21.60 (225)	46.65 (274)	142.62 (525)

Åre (SWE)

**Ladies' Giant Slalom
ENTRY LIST BY NSA**

Number of Competitors: 98 Number of NSA: 47

NSA	FIS Code	Name	Date of Birth	FIS Points (5th of February 2019 - List 13)					AC
				DH	SL	GS	SG		
MLT (1)	959300	PELLEGRIN Elise	07.05.1991	-	70.67 (1244)	78.43 (1608)	999.00 (2118)	-	
NED (1)	405138	JELINKOVA Adriana	10.04.1995	94.22 (399)	10.25 (60)	6.27 (36)	40.22 (216)	67.16 (169)	
NOR (4)	425921	HAUGEN Kristine Gjelsten	24.08.1992	475.07 (1168)	8.89 (47)	7.14 (39)	43.70 (250)	66.13 (161)	
	426187	LYSDAHL Kristin	29.06.1996	27.42 (75)	5.50 (16)	5.30 (15)	23.76 (102)	36.00 (68)	
	425929	MOWINCKEL Ragnhild	12.09.1992	4.48 (16)	81.26 (1550)	2.40 (5)	1.91 (4)	3.84 (8)	
	426193	STJERNESUND Thea Louise	24.11.1996	56.66 (193)	9.64 (57)	5.54 (19)	113.87 (1006)	77.23 (215)	
NZL (3)	415206	GRIGG Eliza	09.10.1996	-	73.35 (1320)	29.90 (383)	83.16 (655)	999.00 (1172)	
	415205	HUDSON Piera	07.02.1996	-	14.25 (101)	9.57 (60)	66.18 (460)	148.65 (556)	
	415232	ROBINSON Alice	01.12.2001	-	35.68 (402)	9.89 (66)	60.65 (398)	115.60 (387)	
PER (1)	955000	OETTL REYES Ornella	14.12.1991	-	76.67 (1424)	113.64 (2303)	-	-	
POL (1)	435334	GASIENICA-DANIEL Maryna	19.02.1994	52.17 (169)	38.90 (477)	6.00 (31)	22.83 (97)	42.43 (88)	
POR (1)	595020	GUERILLOT Vanina	03.07.2002	-	47.76 (668)	59.62 (1147)	-	-	
RUS (2)	485749	PROKOPYEVA Aleksandra	24.07.1994	28.33 (83)	41.20 (528)	12.85 (89)	23.42 (100)	48.42 (104)	
	485802	TKACHENKO Ekaterina	07.03.1995	999.00 (1237)	11.89 (81)	27.97 (341)	470.61 (2024)	944.78 (1162)	
SLO (3)	565401	BUCIK Ana	21.07.1993	39.85 (118)	16.73 (132)	17.48 (159)	44.20 (253)	3.84 (8)	
	565491	DVORNIK Neja	06.01.2001	82.59 (333)	10.57 (63)	16.40 (141)	34.57 (171)	71.12 (191)	
	565471	HROVAT Meta	02.03.1998	67.30 (246)	5.94 (27)	5.09 (13)	25.82 (119)	23.04 (44)	
SRB (1)	315187	IGNJATOVIC Nevena	28.12.1990	36.07 (109)	14.61 (107)	6.00 (31)	25.21 (112)	4.39 (12)	
SUI (3)	516283	ELLENBERGER Andrea	22.03.1993	999.00 (1237)	53.55 (827)	15.04 (117)	111.60 (979)	129.06 (448)	
	516138	GUT-BEHRAMI Lara	27.04.1991	4.64 (17)	70.50 (1239)	5.64 (23)	1.83 (3)	35.18 (67)	
	516280	HOLDENER Wendy	12.05.1993	24.28 (63)	2.68 (3)	3.78 (8)	5.43 (25)	0.00 (1)	
SVK (1)	705423	VLHOVA Petra	13.06.1995	28.56 (85)	1.56 (2)	2.75 (6)	28.31 (135)	3.36 (5)	
SWE (4)	506664	FJALLSTROEM Magdalena	12.01.1995	264.78 (1010)	7.84 (39)	8.53 (52)	124.43 (1125)	126.12 (427)	
	505679	HANSDOTTER Frida	13.12.1985	999.00 (1237)	2.87 (4)	4.41 (10)	999.00 (2118)	999.00 (1172)	
	506399	HECTOR Sara	04.09.1992	162.21 (753)	9.18 (50)	4.95 (12)	67.84 (474)	47.62 (102)	
	506348	STAALNACKE Ylva	17.09.1992	593.76 (1188)	8.32 (42)	8.23 (47)	268.92 (1804)	999.00 (1172)	
UKR (2)	695108	KNYSH OIha	06.10.1995	112.46 (530)	68.94 (1182)	48.18 (858)	76.54 (579)	116.96 (397)	
	695130	SHEPILENKO Anastasiya	09.10.2000	-	66.68 (1123)	60.40 (1171)	168.71 (1424)	219.90 (772)	
USA (3)	539909	MOLTZAN Paula	07.04.1994	999.00 (1237)	5.91 (24)	10.17 (69)	96.71 (811)	171.93 (644)	
	6535773	O BRIEN Nina	29.11.1997	45.54 (150)	10.61 (65)	6.00 (31)	7.83 (35)	51.33 (112)	
	6535237	SHIFFRIN Mikaela	13.03.1995	4.37 (15)	0.00 (1)	0.00 (1)	2.40 (5)	4.16 (11)	

Legend:							
AC	Alpine Combined	DH	Downhill	GS	Giant Slalom	SG	Super-G
SL	Slalom						





ARE 2019

FIS ALPINE WORLD SKI CHAMPIONSHIPS SWEDEN



SKISTAR FIS ALPINE WORLD SKI CHAMPIONSHIPS 2019



Åre (SWE)



Ladies' Giant Slalom

DRAW LIST

Number of Competitors: 98

Number of NSA: 47

Rank 120 in the FIS List: ISHIBASHI Miki

FIS Pts: 15.25

No	FIS Code	Name	NSA Code	WC SL GS	WC SL Overall	FIS GS
1	6535237	SHIFFRIN Mikaela	USA	649 (1)	2206 (1)	0.00 (1)
2	196928	WORLEY Tessa	FRA	549 (2)	588 (15)	1.00 (2)
3	205218	REBENSBURG Viktoria	GER	466 (3)	935 (5)	1.83 (3)
4	297601	BRIGNONE Federica	ITA	421 (4)	896 (7)	2.28 (4)
5	425929	MOWINCKEL Ragnhild	NOR	409 (5)	1092 (4)	2.40 (5)
6	705423	VLHOVA Petra	SVK	374 (6)	1225 (2)	2.75 (6)
7	516280	HOLDENER Wendy	SUI	271 (8)	1172 (3)	3.78 (8)
8	299276	BASSINO Marta	ITA	231 (9)	407 (19)	4.18 (9)
9	505679	HANSDOTTER Frida	SWE	208 (10)	719 (10)	4.41 (10)
10	56174	HAASER Ricarda	AUT	176 (11)	332 (27)	4.73 (11)
11	506399	HECTOR Sara	SWE	154 (12)	201 (43)	4.95 (12)
12	565471	HROVAT Meta	SLO	140 (13)	203 (42)	5.09 (13)
13	426187	LYSDAHL Kristin	NOR	119 (15)	246 (37)	5.30 (15)
14	56032	SCHILD Bernadette	AUT	101 (17)	405 (20)	5.48 (17)
15	56388	LIENSBERGER Katharina	AUT	96 (18)	370 (23)	5.53 (18)
16	+500 516138	GUT-BEHRAMI Lara	SUI	85 (23)	626 (14)	5.64 (23)
17	+500 298323	GOGGIA Sofia	ITA	55 (27)	627 (13)	5.94 (27)
18	426193	STJERNESUND Thea Louise	NOR	95 (19)	103 (66)	5.54 (19)
19	105269	GAGNON Marie-Michele	CAN	90 (21)	250 (36)	5.59 (21)
20	56315	TRUPPE Katharina	AUT	63 (26)	306 (31)	5.86 (26)
21	197124	FRASSE SOMBET Coralie	FRA	54 (28)	54 (87)	5.95 (28)
22	425921	HAUGEN Kristine Gjelsten	NOR	43 (33)	57 (83)	7.14 (39)
23	297702	MARSAGLIA Francesca	ITA	39 (36)	273 (34)	8.60 (53)
24	225525	TILLEY Alex	GBR	37 (39)	37 (98)	8.97 (56)
25	516283	ELLENBERGER Andrea	SUI	33 (40)	33 (103)	15.04 (117)
26	107532	TOMMY Mikaela	CAN	30 (41)	30 (107)	6.00 (31)
27	435334	GASIENICA-DANIEL Maryna	POL	25 (43)	26 (113)	6.00 (31)
28	197651	DIREZ Clara	FRA	22 (45)	22 (115)	10.35 (74)
29	197497	MIRADOLI Romane	FRA	17 (46)	281 (33)	>20.75 (215)
30	206532	SCHMOTZ Marlene	GER	8 (51)	19 (123)	15.02 (116)
31	6535773	O BRIEN Nina	USA	5 (56)	13 (128)	6.00 (31)
32	315187	IGNJATOVIC Nevena	SRB	-	55 (84)	6.00 (31)
33	405138	JELINKOVA Adriana	NED	2 (66)	5 (143)	6.27 (36)
34	307493	ANDO Asa	JPN	7 (53)	11 (132)	7.00 (37)
35	506348	STAALNACKE Ylva	SWE	4 (59)	49 (94)	8.23 (47)
36	506664	FJAELLSTROEM Magdalena	SWE	6 (55)	55 (84)	8.53 (52)
37	415205	HUDSON Piera	NZL	-	5 (143)	9.57 (60)
38	415232	ROBINSON Alice	NZL	-	-	9.89 (66)
39	185430	HONKANEN Riikka	FIN	-	-	9.92 (67)
40	539909	MOLTZAN Paula	USA	-	67 (80)	10.17 (69)
41	485749	PROKOPYEVA Aleksandra	RUS	-	-	12.85 (89)
42	155727	CAPOVA Gabriela	CZE	-	21 (118)	13.23 (94)
43	185475	PYKALAINEN Erika	FIN	-	-	13.80 (104)
44	155699	PAULATHOVA Katerina	CZE	-	5 (143)	>15.58 (127)
45	565491	DVORNIK Neja	SLO	-	-	>16.40 (141)

Page 1/3

Data Processing by LONGINES

www.fis-ski.com

LONGINES Timing

Generation date : WED 13 FEB 2019

Time : 17:03

Document: C45 1.0



PRESENTING SPONSOR

OFFICIAL TIMEKEEPER

MAIN SPONSORS

Åre (SWE)


Ladies' Giant Slalom

DRAW LIST

Number of Competitors: 98 Number of NSA: 47

Rank 120 in the FIS List: ISHIBASHI Miki

FIS Pts: 15.25

No	FIS Code	Name	NSA Code	WCSL GS	WCSL Overall	FIS GS
46	35131	GASTALDI Nicol	ARG	-	-	>16.65 (147)
47	565401	BUCIK Ana	SLO	3 (61)	115 (58)	>17.48 (159)
48	385092	KOMSIC Andrea	CRO	-	-	>17.71 (164)
49	496055	PAU Nuria	ESP	-	-	>21.10 (219)
50	536481	SCHLEPER Sarah	MEX	-	-	>21.60 (225)
51	35222	BARUZZI FARRIOL Francesca	ARG	-	-	>22.39 (235)
52	665009	SHKANOVA Maria	BLR	-	-	>23.44 (254)
53	555018	GASUNA Lelde	LAT	-	-	>25.15 (279)
54	225659	ANDERSON Jessica	GBR	-	-	>26.99 (319)
55	485802	TKACHENKO Ekaterina	RUS	-	-	>27.97 (341)
56	415206	GRIGG Eliza	NZL	-	-	>29.90 (383)
57	945000	CLERC Mialitiana	MAD	-	-	>31.16 (400)
58	685018	TSIKLAURI Nino	GEO	-	-	>33.36 (447)
59	65117	VANREUSEL Kim	BEL	-	-	>35.47 (502)
60	197848	ARBEZ Tess	IRL	-	-	>35.90 (514)
61	555036	ABOLTINA Agnese	LAT	-	-	>36.67 (543)
62	255357	EINARSDOTTIR F.	ISL	-	-	>45.52 (772)
63	255406	FRIDGEIRSDOTTIR	ISL	-	-	>47.97 (846)
64	695108	KNYSH Olha	UKR	-	-	>48.18 (858)
65	125039	NI Yueming	CHN	-	-	>53.81 (991)
66	555037	GASUNA Evelina	LAT	-	-	>59.15 (1135)
67	595020	GUERILLOT Vanina	POR	-	-	>59.62 (1147)
68	125038	KONG Fanying	CHN	-	-	>60.02 (1157)
69	695130	SHEPILENKO Anastasiya	UKR	-	-	>60.40 (1171)
70	555035	BONDARE Liene	LAT	-	-	>61.52 (1203)
71	255403	BIRKISDOTTIR Andrea Bjork	ISL	-	-	>65.04 (1298)
72	175050	BERTHELSEN Nuunu Chemnitz	DEN	-	-	>71.50 (1460)
73	255426	FINNBOGADOTTIR Maria	ISL	-	-	>75.24 (1539)
74	959300	PELLEGRIN Elise	MLT	-	-	>78.43 (1608)
75	675035	GRIGOROVA Mariya	KAZ	-	-	>78.65 (1613)
76	125026	LIU Yang	CHN	-	-	>86.36 (1796)
77	298936	MEHILLI Suela	ALB	-	-	>86.99 (1807)
78	715178	TADIC Maja	BIH	-	-	>87.11 (1809)
79	715167	MERDANOVIC Sejla	BIH	-	-	>88.31 (1843)
80	125040	ZHANG Yuying	CHN	-	-	>91.84 (1907)
81	235110	RALLI Sophia	GRE	-	-	>93.02 (1937)
82	955000	OETTL REYES Ornella	PER	-	-	>113.64 (2303)
83	235330	KYRITSI Aristi	GRE	-	-	>121.48 (2409)
84	245083	DORULTAN Katalin	HUN	-	-	>133.46 (2593)
85	235320	MANTSIOU Anastasia	GRE	-	-	>146.47 (2761)
86	265053	AHMADI Atefeh	IRI	-	-	>150.02 (2805)
87	265033	SAVEHSHEMASHAKI Sadaf	IRI	-	-	>160.34 (2905)
88	265005	KALHOR Mitra	IRI	-	-	>162.56 (2925)
89	345157	OUAISS Manon	LBN	-	-	>163.18 (2930)
90	265028	ABBASI Forough	IRI	-	-	>174.36 (3007)
91	426188	RUSTA Fiona	KOS	-	-	>194.00 (3161)
92	345061	CHAMOUN Jackie	LBN	-	-	>201.29 (3213)
93	345141	ISKANDAR Carlie Maria	LBN	-	-	>212.00 (3270)
94	235353	KOSTITS PASIALI Silouani	GRE	-	-	>237.10 (3389)
95	345172	ZEIDAN Sara	LBN	-	-	>249.58 (3437)
96	165044	PIERI Andriani	CYP	-	-	>272.35 (3510)
97	947013	KOLLQAKU Adea	KOS	-	-	>291.62 (3549)
98	926000	MARTI Celine	HAI	-	-	>892.92 (3800)

Åre (SWE)


Ladies' Giant Slalom

DRAW LIST

Number of Competitors: 98

Number of NSA: 47

Rank 120 in the FIS List: ISHIBASHI Miki

FIS Pts: 15.25

No	FIS Code	Name	NSA Code	WCSL GS	WCSL Overall	FIS GS
----	----------	------	----------	---------	--------------	--------

Legend:	
+ 500	At least 500 points on WCSL-O after 15th place or after 30th place
>	Greater than 120th rank in the FIS points list
No	Control Number
WCSL GS	FIS World Cup Start List points for Giant Slalom
FIS_GS	FIS points for GS (13th FIS points list 2018/2019)





ARE 2019

FIS ALPINE WORLD SKI CHAMPIONSHIPS SWEDEN

SKISTAR

SKISTAR FIS ALPINE WORLD SKI CHAMPIONSHIPS 2019

LONGINES

Åre (SWE)

FIS

Ladies' Giant Slalom

THU 14 FEB 2019

START LIST RUN 1

Start Time : 14:15

Jury

FIS Technical Delegate	van SLYKE Paul	USA
Referee	SKAARDAL Atle	FIS
Assistant Referee	MAYR Markus	FIS
Chief of Race	FRANZ Toni	SWE
Start Referee	SCHWARTZ Sue	CAN
Finish Referee	KRYLENKO Inna	RUS

Technical Data

Course Name	GÄSTRAPPET
Start Altitude	796m
Finish Altitude	396m
Vertical Drop	400m
Homologation Number	12550/11/17

Race Information Run 1


Course setter	MAGONI Livio	SVK
Gates/Turning Gates		
Start Time	14:15	

Race Information Run 2

Course setter	RULFI Gian Luca	ITA
Gates/Turning Gates		
Start Time	17:45	

Number of Competitors: 98 Number of NSA: 47

Bib	FIS Code	Name	Year of Birth	NSA Code	Time	Ski
1	425929	MOWINCKEL Ragnhild	1992	NOR		Head
2	6535237	SHIFFRIN Mikaela	1995	USA		Atomic
3	205218	REBENBURG Viktoria	1989	GER		Stoekli
4	705423	VLHOVA Petra	1995	SVK		Rossignol
5	196928	WORLEY Tessa	1989	FRA		Rossignol
6	516280	HOLDENER Wendy	1993	SUI		Head
7	297601	BRIGNONE Federica	1990	ITA		Rossignol
8	506399	HECTOR Sara	1992	SWE		Head
9	56174	HAASER Ricarda	1993	AUT		Fischer
10	56388	LIENSBERGER Katharina	1997	AUT		Rossignol
11	56032	SCHILD Bernadette	1990	AUT		Head
12	565471	HROVAT Meta	1998	SLO		Salomon
13	426187	LYSDAHL Kristin	1996	NOR		Rossignol
14	505679	HANSDOTTER Frida	1985	SWE		Rossignol
15	299276	BASSINO Marta	1996	ITA		Salomon
-----break-----						
16	516138	GUT-BEHRAMI Lara	1991	SUI		Head
17	298323	GOGGIA Sofia	1992	ITA		Atomic
18	426193	STJERNESUND Thea Louise	1996	NOR		Rossignol
19	105269	GAGNON Marie-Michele	1989	CAN		Rossignol
20	56315	TRUPPE Katharina	1996	AUT		Fischer
21	197124	FRASSE SOMBET Coralie	1991	FRA		Head
22	425921	HAUGEN Kristine Gjelsten	1992	NOR		Rossignol
-----break-----						
23	297702	MARSAGLIA Francesca	1990	ITA		Salomon
24	225525	TILLEY Alex	1993	GBR		Head
25	516283	ELLENBERGER Andrea	1993	SUI		Stoekli
26	107532	TOMMY Mikaela	1995	CAN		Dynastar
27	435334	GASIENICA-DANIEL Maryna	1994	POL		Atomic
28	197651	DIREZ Clara	1995	FRA		Dynastar
29	197497	MIRADOLI Romane	1994	FRA		Dynastar
30	206532	SCHMOTZ Marlene	1994	GER		Fischer
-----break-----						
31	6535773	O BRIEN Nina	1997	USA		Rossignol
32	315187	IGNJATOVIC Nevena	1990	SRB		Head
33	405138	JELINKOVA Adriana	1995	NED		Atomic
34	307493	ANDO Asa	1996	JPN		Atomic
35	506348	STAALNACKE Ylva	1992	SWE		Voelkl



Åre (SWE)

Ladies' Giant Slalom

THU 14 FEB 2019

START LIST RUN 1

Start Time : 14:15

Number of Competitors: 98 Number of NSA: 47

Bib	FIS Code	Name	Year of Birth	NSA Code	Time	Ski
36	506664	FJAELLSTROEM Magdalena	1995	SWE		Atomic
37	415205	HUDSON Piera	1996	NZL		Dynastar
38	415232	ROBINSON Alice	2001	NZL		Voelkl
39	185430	HONKANEN Riikka	1998	FIN		Atomic
40	539909	MOLTZAN Paula	1994	USA		Rossignol
41	485749	PROKOPYEVA Aleksandra	1994	RUS		Atomic
42	155727	CAPOVA Gabriela	1993	CZE		Augment
43	185475	PYKALAINEN Erika	2001	FIN		Atomic
44	155699	PAULATHOVA Katerina	1993	CZE		Rossignol
45	565491	DVORNIK Neja	2001	SLO		Fischer
46	35131	GASTALDI Nicol	1990	ARG		
47	565401	BUCIK Ana	1993	SLO		Salomon
48	385092	KOMSIC Andrea	1996	CRO		Atomic
49	496055	PAU Nuria	1994	ESP		
50	536481	SCHLEPER Sarah	1979	MEX		Rossignol
51	35222	BARUZZI FARRIOL Francesca	1998	ARG		
52	665009	SHKANOVA Maria	1989	BLR		Augment
53	555018	GASUNA Lelde	1990	LAT		
54	225659	ANDERSON Jessica	1998	GBR		
55	485802	TKACHENKO Ekaterina	1995	RUS		Atomic
56	415206	GRIGG Eliza	1996	NZL		
57	945000	CLERC Mialitiana	2001	MAD		
58	685018	TSIKLAURI Nino	1993	GEO		
59	65117	VANREUSEL Kim	1998	BEL		Salomon
60	197848	ARBEZ Tess	1997	IRL		
61	555036	ABOLTINA Agnese	1996	LAT		
62	255357	EINARSDOTTIR Freydis Halla	1994	ISL		
63	255406	FRIDGEIRSDOTTIR Holmfridur Dora	1998	ISL		
64	695108	KNYSH OIha	1995	UKR		
65	125039	NI Yueming	1995	CHN		
66	555037	GASUNA Evelina	1997	LAT		
67	595020	GUERILLOT Vanina	2002	POR		Atomic
68	125038	KONG Fanying	1996	CHN		
69	695130	SHEPILENKO Anastasiya	2000	UKR		
70	555035	BONDARE Liene	1996	LAT		
71	255403	BIRKISDOTTIR Andrea Bjork	1998	ISL		
72	175050	BERTHELSEN Nuunu Chemnitz	1996	DEN		
73	255426	FINNBOGADOTTIR Maria	2000	ISL		
74	959300	PELLEGRIN Elise	1991	MLT		
75	675035	GRIGOROVA Mariya	1996	KAZ		
76	125026	LIU Yang	1988	CHN		
77	298936	MEHILLI Suela	1994	ALB		
78	715178	TADIC Maja	2000	BIH		
79	715167	MERDANOVIC Sejla	1997	BIH		
80	125040	ZHANG Yuying	1997	CHN		
81	235110	RALLI Sophia	1988	GRE		
82	955000	OETTL REYES Ornella	1991	PER		
83	235330	KYRITSI Aristi	1999	GRE		
84	245083	DORULTAN Katalin	2001	HUN		
85	235320	MANTSIUO Anastasia	1998	GRE		
86	265053	AHMADI Atefeh	2000	IRI		
87	265033	SAVEHSHEMASHAKI Sadaf	1995	IRI		
88	265005	KALHOR Mitra	1985	IRI		
89	345157	OUISS Manon	2000	LBN		
90	265028	ABBASI Forough	1993	IRI		
91	426188	RUSTA Fiona	1996	KOS		
92	345061	CHAMOUN Jackie	1991	LBN		

Åre (SWE)


Ladies' Giant Slalom

THU 14 FEB 2019

START LIST RUN 1

Start Time : 14:15

Number of Competitors: 98 Number of NSA: 47

Bib	FIS Code	Name	Year of Birth	NSA Code	Time	Ski
93	345141	ISKANDAR Carlie Maria	1999	LBN	_____	
94	235353	KOSTITS PASIALI Silouani	2001	GRE	_____	
95	345172	ZEIDAN Sara	2001	LBN	_____	
96	165044	PIERI Andriani	1998	CYP	_____	
97	947013	KOLLQAKU Adea	1997	KOS	_____	
98	926000	MARTI Celine	1979	HAI	_____	

Forerunners:

Run 1	F1-NYBERG Lisa	SWE	F2-MARKLUND Wilma	SWE	F3-CEDER Liv	SWE
Run 2	F1-NYBERG Lisa	SWE	F2-PERSSON Klara	SWE	F3-CEDER Liv	SWE



FIS ARE 2019
FIS ALPINE WORLD SKI CHAMPIONSHIPS SWEDEN

SKISTAR

SKISTAR FIS ALPINE WORLD SKI CHAMPIONSHIPS 2019

LONGINES

Åre (SWE)

FIS

Ladies' Giant Slalom

THU 14 FEB 2019

OFFICIAL RESULTS RUN 1

Start Time : 14:15

Jury

FIS Technical Delegate	van SLYKE Paul	USA
Referee	SKAARDAL Atle	FIS
Assistant Referee	MAYR Markus	FIS
Chief of Race	FRANZ Toni	SWE
Start Referee	SCHWARTZ Sue	CAN
Finish Referee	KRYLENKO Inna	RUS

Technical Data

Course Name	GÄSTRAPPET
Start Altitude	736m
Finish Altitude	396m
Vertical Drop	340m
Homologation Number	12550/11/17

Race Information Run 1



Course setter	MAGONI Livio	SVK
Gates/Turning Gates	43/41	
Start Time	14:15	

Race Information Run 2

Course setter	RULFI Gian Luca	ITA
Gates/Turning Gates		
Start Time	17:45	

Number of Competitors: 98 Number of NSA: 47

Rank	Bib	FIS Code	Name	Year of Birth	NSA Code	Time	Difference	Ski
1	3	205218	REBENSBURG Viktoria	1989	GER	1:00.91		Stoekli
2	4	705423	VLHOVA Petra	1995	SVK	1:01.10	0.19	Rossignol
3	1	425929	MOWINCKEL Ragnhild	1992	NOR	1:01.28	0.37	Head
4	2	6535237	SHIFFRIN Mikaela	1995	USA	1:01.35	0.44	Atomic
5	5	196928	WORLEY Tessa	1989	FRA	1:01.64	0.73	Rossignol
6	17	298323	GOGGIA Sofia	1992	ITA	1:01.82	0.91	Atomic
7	7	297601	BRIGNONE Federica	1990	ITA	1:01.86	0.95	Rossignol
8	15	299276	BASSINO Marta	1996	ITA	1:02.46	1.55	Salomon
9	21	197124	FRASSE SOMBET Coralie	1991	FRA	1:02.56	1.65	Head
10	9	56174	HAASER Ricarda	1993	AUT	1:02.66	1.75	Fischer
10	6	516280	HOLDENER Wendy	1993	SUI	1:02.66	1.75	Head
12	14	505679	HANSDOTTER Frida	1985	SWE	1:02.73	1.82	Rossignol
13	12	565471	HROVAT Meta	1998	SLO	1:02.78	1.87	Salomon
14	10	56388	LIENSBERGER Katharina	1997	AUT	1:02.82	1.91	Rossignol
15	18	426193	STJERNESUND Thea Louise	1996	NOR	1:02.97	2.06	Rossignol
15	8	506399	HECTOR Sara	1992	SWE	1:02.97	2.06	Head
17	13	426187	LYSDAHL Kristin	1996	NOR	1:03.04	2.13	Rossignol
18	25	516283	ELLENBERGER Andrea	1993	SUI	1:03.05	2.14	Stoekli
19	16	516138	GUT-BEHRAMI Lara	1991	SUI	1:03.25	2.34	Head
20	19	105269	GAGNON Marie-Michele	1989	CAN	1:03.36	2.45	Rossignol
21	30	206532	SCHMOTZ Marlene	1994	GER	1:03.41	2.50	Fischer
22	35	506348	STAALNACKE Ylva	1992	SWE	1:03.42	2.51	Voelkl
22	28	197651	DIREZ Clara	1995	FRA	1:03.42	2.51	Dynastar
24	20	56315	TRUPPE Katharina	1996	AUT	1:03.52	2.61	Fischer
25	26	107532	TOMMY Mikaela	1995	CAN	1:03.67	2.76	Dynastar
26	24	225525	TILLEY Alex	1993	GBR	1:03.87	2.96	Head
27	29	197497	MIRADOLI Romane	1994	FRA	1:04.06	3.15	Dynastar
28	34	307493	ANDO Asa	1996	JPN	1:04.10	3.19	Atomic
29	23	297702	MARSAGLIA Francesca	1990	ITA	1:04.12	3.21	Salomon
30	38	415232	ROBINSON Alice	2001	NZL	1:04.18	3.27	Voelkl
31	36	506664	FJAELLSTROEM Magdalena	1995	SWE	1:04.22	3.31	Atomic
32	22	425921	HAUGEN Kristine Gjelsten	1992	NOR	1:04.25	3.34	Rossignol
33	47	565401	BUCIK Ana	1993	SLO	1:04.30	3.39	Salomon
34	33	405138	JELINKOVA Adriana	1995	NED	1:04.31	3.40	Atomic
35	31	6535773	O BRIEN Nina	1997	USA	1:04.33	3.42	Rossignol
36	27	435334	GASIENICA-DANIEL Maryna	1994	POL	1:04.34	3.43	Atomic
37	39	185430	HONKANEN Riikka	1998	FIN	1:04.72	3.81	Atomic



Number of Competitors: 98 Number of NSA: 47

Rank	Bib	FIS Code	Name	Year of Birth	NSA Code	Time	Difference	Ski
38	37	415205	HUDSON Piera	1996	NZL	1:04.87	3.96	Dynastar
39	45	565491	DVORNIK Neja	2001	SLO	1:04.98	4.07	Fischer
40	43	185475	PYKALAINEN Erika	2001	FIN	1:05.28	4.37	Atomic
41	55	485802	TKACHENKO Ekaterina	1995	RUS	1:05.61	4.70	Atomic
42	49	496055	PAU Nuria	1994	ESP	1:05.66	4.75	
43	42	155727	CAPOVA Gabriela	1993	CZE	1:05.67	4.76	Augment
44	32	315187	IGNJATOVIC Nevena	1990	SRB	1:05.81	4.90	Head
45	48	385092	KOMSIC Andrea	1996	CRO	1:06.29	5.38	Atomic
46	40	539909	MOLTZAN Paula	1994	USA	1:06.36	5.45	Rossignol
47	51	35222	BARUZZI FARRIOL Francesca	1998	ARG	1:06.56	5.65	
48	50	536481	SCHLEPER Sarah	1979	MEX	1:06.64	5.73	Rossignol
49	41	485749	PROKOPYEVA Aleksandra	1994	RUS	1:06.71	5.80	Atomic
50	46	35131	GASTALDI Nicol	1990	ARG	1:07.44	6.53	
51	53	555018	GASUNA Lelde	1990	LAT	1:07.52	6.61	
52	52	665009	SHKANOVA Maria	1989	BLR	1:07.70	6.79	Augment
53	59	65117	VANREUSEL Kim	1998	BEL	1:07.73	6.82	Salomon
54	56	415206	GRIGG Eliza	1996	NZL	1:07.74	6.83	
55	57	945000	CLERC Mialitiana	2001	MAD	1:08.37	7.46	
56	63	255406	FRIDGEIRSDOTTIR Holmfridur Dora	1998	ISL	1:08.61	7.70	
57	66	555037	GASUNA Evelina	1997	LAT	1:09.16	8.25	
58	58	685018	TSIKLAURI Nino	1993	GEO	1:09.53	8.62	
59	62	255357	EINARSDOTTIR Freydis Halla	1994	ISL	1:10.08	9.17	
60	60	197848	ARBEZ Tess	1997	IRL	1:10.23	9.32	

DID NOT QUALIFY FOR RUN 2: 28 competitors

61	64	695108	KNYSH Olha	1995	UKR	1:10.28	9.37	
62	70	555035	BONDARE Liene	1996	LAT	1:10.74	9.83	
63	79	715167	MERDANOVIC Sejla	1997	BIH	1:10.87	9.96	
64	61	555036	ABOLTINA Agnese	1996	LAT	1:11.09	10.18	
65	67	595020	GUERILLOT Vanina	2002	POR	1:11.29	10.38	Atomic
66	78	715178	TADIC Maja	2000	BIH	1:11.64	10.73	
67	73	255426	FINNBOGADOTTIR Maria	2000	ISL	1:11.65	10.74	
68	72	175050	BERTHELSEN Nuunu Chemnitz	1996	DEN	1:11.77	10.86	
69	71	255403	BIRKISDOTTIR Andrea Bjork	1998	ISL	1:12.31	11.40	
70	69	695130	SHEPILENKO Anastasiya	2000	UKR	1:13.19	12.28	
71	74	959300	PELLEGRIN Elise	1991	MLT	1:13.23	12.32	
72	68	125038	KONG Fanying	1996	CHN	1:13.25	12.34	
73	75	675035	GRIGOROVA Mariya	1996	KAZ	1:14.08	13.17	
74	65	125039	NI Yueming	1995	CHN	1:14.55	13.64	
75	83	235330	KYRITSI Aristi	1999	GRE	1:15.00	14.09	
76	81	235110	RALLI Sophia	1988	GRE	1:15.54	14.63	
77	80	125040	ZHANG Yuying	1997	CHN	1:15.77	14.86	
78	76	125026	LIU Yang	1988	CHN	1:15.98	15.07	
79	84	245083	DORULTAN Katalin	2001	HUN	1:16.35	15.44	
80	93	345141	ISKANDAR Carlie Maria	1999	LBN	1:17.39	16.48	
81	82	955000	OETTL REYES Ornella	1991	PER	1:17.66	16.75	
82	87	265033	SAVEHSEMSHAKI Sadaf	1995	IRI	1:17.67	16.76	
83	92	345061	CHAMOUN Jackie	1991	LBN	1:18.23	17.32	
84	95	345172	ZEIDAN Sara	2001	LBN	1:18.89	17.98	
85	85	235320	MANTSIOU Anastasia	1998	GRE	1:20.25	19.34	
86	96	165044	PIERI Andriani	1998	CYP	1:23.25	22.34	
87	97	947013	KOLLQAKU Adea	1997	KOS	1:26.39	25.48	
88	98	926000	MARTI Celine	1979	HAI	1:34.19	33.28	

DID NOT FINISH RUN 1: 7 competitors

11	56032	SCHILD Bernadette	1990	AUT				Head
44	155699	PAULATHOVA Katerina	1993	CZE				Rossignol

OFFICIAL RESULTS RUN 1

Number of Competitors: 98 Number of NSA: 47

Rank	Bib	FIS Code	Name	Year of Birth	NSA Code	Time	Difference	Ski
	54	225659	ANDERSON Jessica	1998	GBR			
	77	298936	MEHILLI Suela	1994	ALB			
	89	345157	OUAISS Manon	2000	LBN			
	91	426188	RUSTA Fiona	1996	KOS			
	94	235353	KOSTITS PASIALI Silouani	2001	GRE			

DISQUALIFIED RUN 1: 3 competitors

86	265053	AHMADI Atefeh	2000	IRI	Gate 9	Rule 629.3
88	265005	KALHOR Mitra	1985	IRI	Gate 9	Rule 629.3
90	265028	ABBASI Forough	1993	IRI	Gate 9	Rule 629.3

Reason for disqualification:

629.3 does not pass through a gate correctly

Forerunners:

Run 1	F1-NYBERG Lisa	SWE	F2-MARKLUND Wilma	SWE	F3-CEDER Liv	SWE
Run 2	F1-NYBERG Lisa	SWE	F2-PERSSON Klara	SWE	F3-CEDER Liv	SWE

Conditions on course:

Run 1	MOSTLY CLOUDY	Snow: HARD	Temperature - Start: 3°C	Temperature - Finish: 7°C
-------	---------------	------------	--------------------------	---------------------------



ARE 2019

FIS ALPINE WORLD SKI CHAMPIONSHIPS SWEDEN

SKISTAR

SKISTAR FIS ALPINE WORLD SKI CHAMPIONSHIPS 2019

LONGINES

Åre (SWE)

FIS

Ladies' Giant Slalom

THU 14 FEB 2019

START LIST RUN 2

Start Time : 17:45

Jury

FIS Technical Delegate	van SLYKE Paul	USA
Referee	SKAARDAL Atle	FIS
Assistant Referee	MAYR Markus	FIS
Chief of Race	FRANZ Toni	SWE
Start Referee	SCHWARTZ Sue	CAN
Finish Referee	KRYLENKO Inna	RUS

Technical Data

Course Name	GÅSTRAPPET
Start Altitude	736m
Finish Altitude	396m
Vertical Drop	340m
Homologation Number	12550/11/17

Race Information Run 1

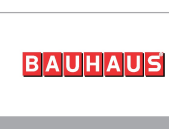
Course setter	MAGONI Livio	SVK
Gates/Turning Gates	43/41	
Start Time	14:15	

Race Information Run 2

Course setter	RULFI Gian Luca	ITA
Gates/Turning Gates	43/41	
Start Time	17:45	

Number of Competitors: 60 Number of NSA: 31

Start Order	Bib	FIS Code	Name	Year of Birth	NSA Code	Run 1	Diff.	Rank	Run 2	Total	Ski
1	38	415232	ROBINSON Alice	2001	NZL	1:04.18	3.27	30			Voelkl
2	23	297702	MARSAGLIA Francesca	1990	ITA	1:04.12	3.21	29			Salomon
3	34	307493	ANDO Asa	1996	JPN	1:04.10	3.19	28			Atomic
4	29	197497	MIRADOLI Romane	1994	FRA	1:04.06	3.15	27			Dynastar
5	24	225525	TILLEY Alex	1993	GBR	1:03.87	2.96	26			Head
6	26	107532	TOMMY Mikaela	1995	CAN	1:03.67	2.76	25			Dynastar
7	20	56315	TRUPPE Katharina	1996	AUT	1:03.52	2.61	24			Fischer
8	28	197651	DIREZ Clara	1995	FRA	1:03.42	2.51	22			Dynastar
9	35	506348	STAALNACKE Ylva	1992	SWE	1:03.42	2.51	22			Voelkl
10	30	206532	SCHMOTZ Marlene	1994	GER	1:03.41	2.50	21			Fischer
11	19	105269	GAGNON Marie-Michele	1989	CAN	1:03.36	2.45	20			Rossignol
12	16	516138	GUT-BEHRAMI Lara	1991	SUI	1:03.25	2.34	19			Head
13	25	516283	ELLENBERGER Andrea	1993	SUI	1:03.05	2.14	18			Stoekli
14	13	426187	LYSDAHL Kristin	1996	NOR	1:03.04	2.13	17			Rossignol
15	8	506399	HECTOR Sara	1992	SWE	1:02.97	2.06	15			Head
16	18	426193	STJERNESUND Thea Louise	1996	NOR	1:02.97	2.06	15			Rossignol
----- break -----											
17	10	56388	LIENSBERGER Katharina	1997	AUT	1:02.82	1.91	14			Rossignol
18	12	565471	HROVAT Meta	1998	SLO	1:02.78	1.87	13			Salomon
19	14	505679	HANSDOTTER Frida	1985	SWE	1:02.73	1.82	12			Rossignol
20	6	516280	HOLDENER Wendy	1993	SUI	1:02.66	1.75	10			Head
21	9	56174	HAASER Ricarda	1993	AUT	1:02.66	1.75	10			Fischer
22	21	197124	FRASSE SOMBET Coralie	1991	FRA	1:02.56	1.65	9			Head
23	15	299276	BASSINO Marta	1996	ITA	1:02.46	1.55	8			Salomon
24	7	297601	BRIGNONE Federica	1990	ITA	1:01.86	0.95	7			Rossignol
25	17	298323	GOGGIA Sofia	1992	ITA	1:01.82	0.91	6			Atomic
26	5	196928	WORLEY Tessa	1989	FRA	1:01.64	0.73	5			Rossignol
27	2	6535237	SHIFFRIN Mikaela	1995	USA	1:01.35	0.44	4			Atomic
28	1	425929	MOWINKEL Ragnhild	1992	NOR	1:01.28	0.37	3			Head
29	4	705423	VLHOVA Petra	1995	SVK	1:01.10	0.19	2			Rossignol
30	3	205218	REBENSBURG Viktoria	1989	GER	1:00.91		1			Stoekli
----- break -----											
31	36	506664	FJAELLSTROEM Magdalena	1995	SWE	1:04.22	3.31	31			Atomic
32	22	425921	HAUGEN Kristine Gjelsten	1992	NOR	1:04.25	3.34	32			Rossignol
33	47	565401	BUCIK Ana	1993	SLO	1:04.30	3.39	33			Salomon
34	33	405138	JELINKOVA Adriana	1995	NED	1:04.31	3.40	34			Atomic
35	31	6535773	O BRIEN Nina	1997	USA	1:04.33	3.42	35			Rossignol



Åre (SWE)


Ladies' Giant Slalom

THU 14 FEB 2019

START LIST RUN 2

Start Time : 17:45

Number of Competitors: 60 Number of NSA: 31

Start Order	Bib	FIS Code	Name	Year of Birth	NSA Code	Run 1	Diff.	Rank	Run 2	Total	Ski
36	27	435334	GASIENICA-DANIEL Maryna	1994	POL	1:04.34	3.43	36			Atomic
37	39	185430	HONKANEN Riikka	1998	FIN	1:04.72	3.81	37			Atomic
38	37	415205	HUDSON Piera	1996	NZL	1:04.87	3.96	38			Dynastar
39	45	565491	DVORNIK Neja	2001	SLO	1:04.98	4.07	39			Fischer
40	43	185475	PYKALAINEN Erika	2001	FIN	1:05.28	4.37	40			Atomic
41	55	485802	TKACHENKO Ekaterina	1995	RUS	1:05.61	4.70	41			Atomic
42	49	496055	PAU Nuria	1994	ESP	1:05.66	4.75	42			
43	42	155727	CAPOVA Gabriela	1993	CZE	1:05.67	4.76	43			Augment
44	32	315187	IGNJATOVIC Nevena	1990	SRB	1:05.81	4.90	44			Head
45	48	385092	KOMSIC Andrea	1996	CRO	1:06.29	5.38	45			Atomic
46	40	539909	MOLTZAN Paula	1994	USA	1:06.36	5.45	46			Rossignol
47	51	35222	BARUZZI FARRIOL Francesca	1998	ARG	1:06.56	5.65	47			
48	50	536481	SCHLEPER Sarah	1979	MEX	1:06.64	5.73	48			Rossignol
49	41	485749	PROKOPYEVA Aleksandra	1994	RUS	1:06.71	5.80	49			Atomic
50	46	35131	GASTALDI Nicol	1990	ARG	1:07.44	6.53	50			
51	53	555018	GASUNA Lelde	1990	LAT	1:07.52	6.61	51			
52	52	665009	SHKANOVA Maria	1989	BLR	1:07.70	6.79	52			Augment
53	59	65117	VANREUSEL Kim	1998	BEL	1:07.73	6.82	53			Salomon
54	56	415206	GRIGG Eliza	1996	NZL	1:07.74	6.83	54			
55	57	945000	CLERC Mialitiana	2001	MAD	1:08.37	7.46	55			
56	63	255406	FRIDGEIRSDOTTIR Holmfridur Dora	1998	ISL	1:08.61	7.70	56			
57	66	555037	GASUNA Evelina	1997	LAT	1:09.16	8.25	57			
58	58	685018	TSIKLAURI Nino	1993	GEO	1:09.53	8.62	58			
59	62	255357	EINARSDOTTIR Freydis Halla	1994	ISL	1:10.08	9.17	59			
60	60	197848	ARBEZ Tess	1997	IRL	1:10.23	9.32	60			

Forerunners:

Run 1	F1-NYBERG Lisa	SWE	F2-MARKLUND Wilma	SWE	F3-CEDER Liv	SWE
Run 2	F1-NYBERG Lisa	SWE	F2-PERSSON Klara	SWE	F3-CEDER Liv	SWE





ARE 2019

FIS ALPINE WORLD SKI CHAMPIONSHIPS SWEDEN



SKISTAR FIS ALPINE WORLD SKI CHAMPIONSHIPS 2019



Åre (SWE)



Ladies' Giant Slalom

THU 14 FEB 2019

Start Time : 18:00

OFFICIAL RESULTS

Jury

FIS Technical Delegate	van SLYKE Paul	USA
Referee	SKAARDAL Atle	FIS
Assistant Referee	MAYR Markus	FIS
Chief of Race	FRANZ Toni	SWE
Start Referee	SCHWARTZ Sue	CAN
Finish Referee	KRYLENKO Inna	RUS

Technical Data

Course Name	GÄSTRAPPET
Start Altitude	736m
Finish Altitude	396m
Vertical Drop	340m
Homologation Number	12550/11/17

Race Information Run 1

Course setter	MAGONI Livio	SVK
Gates/Turning Gates	43/41	
Start Time	14:15	

Race Information Run 2

Course setter	RULFI Gian Luca	ITA
Gates/Turning Gates	43/41	
Start Time	18:00	

Number of Competitors: 98 Number of NSA: 47

F-factor: 1010

Rank	Bib	FIS Code	Name	Year of Birth	NSA Code	Run 1		Run 2		Total	Diff.	Race Points	Ski
						Time	Rank	Time	Rank				
1	4	705423	VLHOVA Petra	1995	SVK	1:01.10	(2)	1:00.87	(3)	2:01.97		0.00	Rossignol
2	3	205218	REBENSBURG Viktoria	1989	GER	1:00.91	(1)	1:01.20	(9)	2:02.11	0.14	1.16	Stoeckli
3	2	6535237	SHIFFRIN Mikaela	1995	USA	1:01.35	(4)	1:01.00	(6)	2:02.35	0.38	3.15	Atomic
4	1	425929	MOWINCKEL Ragnhild	1992	NOR	1:01.28	(3)	1:01.19	(8)	2:02.47	0.50	4.14	Head
5	7	297601	BRIGNONE Federica	1990	ITA	1:01.86	(7)	1:00.98	(5)	2:02.84	0.87	7.20	Rossignol
6	5	196928	WORLEY Tessa	1989	FRA	1:01.64	(5)	1:01.42	(12)	2:03.06	1.09	9.03	Rossignol
7	8	506399	HECTOR Sara	1992	SWE	1:02.97	(15)	1:00.94	(4)	2:03.91	1.94	16.06	Head
8	28	197651	DIREZ Clara	1995	FRA	1:03.42	(22)	1:00.76	(2)	2:04.18	2.21	18.30	Dynastar
9	21	197124	FRASSE SOMBET Coralie	1991	FRA	1:02.56	(9)	1:01.68	(16)	2:04.24	2.27	18.80	Head
10	25	516283	ELLENBERGER Andrea	1993	SUI	1:03.05	(18)	1:01.34	(11)	2:04.39	2.42	20.04	Stoeckli
11	14	505679	HANSDOTTER Frida	1985	SWE	1:02.73	(12)	1:01.67	(15)	2:04.40	2.43	20.12	Rossignol
12	10	56388	LIENSBERGER Katharina	1997	AUT	1:02.82	(14)	1:01.64	(14)	2:04.46	2.49	20.62	Rossignol
13	15	299276	BASSINO Marta	1996	ITA	1:02.46	(8)	1:02.07	(24)	2:04.53	2.56	21.20	Salomon
14	35	506348	STAALNACKE Ylva	1992	SWE	1:03.42	(22)	1:01.16	(7)	2:04.58	2.61	21.61	Voelkl
15	9	56174	HAASER Ricarda	1993	AUT	1:02.66	(10)	1:02.01	(22)	2:04.67	2.70	22.36	Fischer
15	6	516280	HOLDENER Wendy	1993	SUI	1:02.66	(10)	1:02.01	(22)	2:04.67	2.70	22.36	Head
17	38	415232	ROBINSON Alice	2001	NZL	1:04.18	(30)	1:00.57	(1)	2:04.75	2.78	23.02	Voelkl
18	18	426193	STJERNESUND Thea Louise	1996	NOR	1:02.97	(15)	1:01.87	(20)	2:04.84	2.87	23.77	Rossignol
19	30	206532	SCHMOTZ Marlene	1994	GER	1:03.41	(21)	1:01.46	(13)	2:04.87	2.90	24.01	Fischer
20	13	426187	LYSDAHL Kristin	1996	NOR	1:03.04	(17)	1:01.90	(21)	2:04.94	2.97	24.59	Rossignol
21	16	516138	GUT-BEHRAMI Lara	1991	SUI	1:03.25	(19)	1:01.79	(18)	2:05.04	3.07	25.42	Head
22	12	565471	HROVAT Meta	1998	SLO	1:02.78	(13)	1:02.28	(26)	2:05.06	3.09	25.59	Salomon
23	19	105269	GAGNON Marie-Michele	1989	CAN	1:03.36	(20)	1:01.85	(19)	2:05.21	3.24	26.83	Rossignol
24	20	56315	TRUPPE Katharina	1996	AUT	1:03.52	(24)	1:01.76	(17)	2:05.28	3.31	27.41	Fischer
25	29	197497	MIRADOLI Romane	1994	FRA	1:04.06	(27)	1:01.33	(10)	2:05.39	3.42	28.32	Dynastar
26	26	107532	TOMMY Mikaela	1995	CAN	1:03.67	(25)	1:02.47	(27)	2:06.14	4.17	34.53	Dynastar
27	34	307493	ANDO Asa	1996	JPN	1:04.10	(28)	1:02.25	(25)	2:06.35	4.38	36.27	Atomic
28	31	6535773	O BRIEN Nina	1997	USA	1:04.33	(35)	1:02.78	(29)	2:07.11	5.14	42.56	Rossignol
29	39	185430	HONKANEN Riikka	1998	FIN	1:04.72	(37)	1:02.75	(28)	2:07.47	5.50	45.54	Atomic
30	36	506664	FJAELLSTROEM Magdalena	1995	SWE	1:04.22	(31)	1:03.28	(30)	2:07.50	5.53	45.79	Atomic
31	47	565401	BUCIK Ana	1993	SLO	1:04.30	(33)	1:03.35	(31)	2:07.65	5.68	47.03	Salomon
32	27	435334	GASIENICA-DANIEL Maryna	1994	POL	1:04.34	(36)	1:03.83	(35)	2:08.17	6.20	51.34	Atomic
33	33	405138	JELINKOVA Adriana	1995	NED	1:04.31	(34)	1:04.06	(37)	2:08.37	6.40	53.00	Atomic
34	45	565491	DVORNIK Neja	2001	SLO	1:04.98	(39)	1:03.74	(33)	2:08.72	6.75	55.89	Fischer
35	55	485802	TKACHENKO Ekaterina	1995	RUS	1:05.61	(41)	1:03.68	(32)	2:09.29	7.32	60.61	Atomic
36	49	496055	PAU Nuria	1994	ESP	1:05.66	(42)	1:03.76	(34)	2:09.42	7.45	61.69	
37	42	155727	CAPOVA Gabriela	1993	CZE	1:05.67	(43)	1:03.92	(36)	2:09.59	7.62	63.10	Augment

14-02-2019 / Åre (SWE) / 5111

Page 1/3

Data Processing by LONGINES


www.fis-ski.com

LONGINES Timing

Generation date : THU 14 FEB 2019

Time : 19:19

Document: C73C 1.0



OFFICIAL RESULTS

Number of Competitors: 98

Number of NSA: 47

F-factor: 1010

Rank	Bib	FIS Code	Name	Year of Birth	NSA Code	Run 1	Run 2	Total	Diff.	Race Points	Ski
						Time Rank	Time Rank				
38	43	185475	PYKALAINEN Erika	2001	FIN	1:05.28 (40)	1:04.52 (39)	2:09.80	7.83	64.84	Atomic
39	32	315187	IGNJATOVIC Nevena	1990	SRB	1:05.81 (44)	1:04.15 (38)	2:09.96	7.99	66.16	Head
40	48	385092	KOMSIC Andrea	1996	CRO	1:06.29 (45)	1:05.05 (41)	2:11.34	9.37	77.59	Atomic
41	51	35222	BARUZZI FARRIOL Francesca	1998	ARG	1:06.56 (47)	1:04.91 (40)	2:11.47	9.50	78.67	
42	50	536481	SCHLEPER Sarah	1979	MEX	1:06.64 (48)	1:05.59 (42)	2:12.23	10.26	84.96	Rossignol
43	41	485749	PROKOPYEVA Aleksandra	1994	RUS	1:06.71 (49)	1:05.73 (43)	2:12.44	10.47	86.70	Atomic
44	46	35131	GASTALDI Nicol	1990	ARG	1:07.44 (50)	1:06.51 (46)	2:13.95	11.98	99.20	
45	53	555018	GASUNA Lelde	1990	LAT	1:07.52 (51)	1:06.47 (45)	2:13.99	12.02	99.53	
46	56	415206	GRIGG Eliza	1996	NZL	1:07.74 (54)	1:06.30 (44)	2:14.04	12.07	99.95	
47	59	65117	VANREUSEL Kim	1998	BEL	1:07.73 (53)	1:06.85 (48)	2:14.58	12.61	104.42	Salomon
48	52	665009	SHKANOVA Maria	1989	BLR	1:07.70 (52)	1:07.10 (49)	2:14.80	12.83	106.24	Augment
49	63	255406	FRIDGEIRSDOTTIR	1998	ISL	1:08.61 (56)	1:06.80 (47)	2:15.41	13.44	111.29	
50	57	945000	CLERC Mialitiana	2001	MAD	1:08.37 (55)	1:08.09 (52)	2:16.46	14.49	119.99	
51	66	555037	GASUNA Evelina	1997	LAT	1:09.16 (57)	1:07.56 (51)	2:16.72	14.75	122.14	
52	58	685018	TSIKLAURI Nino	1993	GEO	1:09.53 (58)	1:07.27 (50)	2:16.80	14.83	122.80	
53	62	255357	EINARSDOTTIR Freydis Halla	1994	ISL	1:10.08 (59)	1:08.67 (53)	2:18.75	16.78	138.95	
54	60	197848	ARBEZ Tess	1997	IRL	1:10.23 (60)	1:09.84 (54)	2:20.07	18.10	149.88	

DID NOT QUALIFY FOR RUN 2: 28 competitors

55	64	695108	KNYSH OIha	1995	UKR	1:10.28 (61)					
56	70	555035	BONDARE Liene	1996	LAT	1:10.74 (62)					
57	79	715167	MERDANOVIC Sejla	1997	BIH	1:10.87 (63)					
58	61	555036	ABOLTINA Agnese	1996	LAT	1:11.09 (64)					
59	67	595020	GUERILLOT Vanina	2002	POR	1:11.29 (65)					Atomic
60	78	715178	TADIC Maja	2000	BIH	1:11.64 (66)					
61	73	255426	FINNBOGADOTTIR Maria	2000	ISL	1:11.65 (67)					
62	72	175050	BERTHELSEN Nuunu Chemnitz	1996	DEN	1:11.77 (68)					
63	71	255403	BIRKISDOTTIR Andrea Bjork	1998	ISL	1:12.31 (69)					
64	69	695130	SHEPILENKO Anastasiya	2000	UKR	1:13.19 (70)					
65	74	959300	PELLEGRIN Elise	1991	MLT	1:13.23 (71)					
66	68	125038	KONG Fanying	1996	CHN	1:13.25 (72)					
67	75	675035	GRIGOROVA Mariya	1996	KAZ	1:14.08 (73)					
68	65	125039	NI Yueming	1995	CHN	1:14.55 (74)					
69	83	235330	KYRITSI Aristi	1999	GRE	1:15.00 (75)					
70	81	235110	RALLI Sophia	1988	GRE	1:15.54 (76)					
71	80	125040	ZHANG Yuying	1997	CHN	1:15.77 (77)					
72	76	125026	LIU Yang	1988	CHN	1:15.98 (78)					
73	84	245083	DORULTAN Katalin	2001	HUN	1:16.35 (79)					
74	93	345141	ISKANDAR Carlie Maria	1999	LBN	1:17.39 (80)					
75	82	955000	OETTL REYES Ornella	1991	PER	1:17.66 (81)					
76	87	265033	SAVEHSHESHAKI Sadaf	1995	IRI	1:17.67 (82)					
77	92	345061	CHAMOUN Jackie	1991	LBN	1:18.23 (83)					
78	95	345172	ZEIDAN Sara	2001	LBN	1:18.89 (84)					
79	85	235320	MANTSIOU Anastasia	1998	GRE	1:20.25 (85)					
80	96	165044	PIERI Andriani	1998	CYP	1:23.25 (86)					
81	97	947013	KOLLQAKU Adea	1997	KOS	1:26.39 (87)					
82	98	926000	MARTI Celine	1979	HAI	1:34.19 (88)					

DID NOT FINISH RUN 2: 5 competitors

17	298323	GOGGIA Sofia	1992	ITA							Atomic
22	425921	HAUGEN Kristine Gjelsten	1992	NOR							Rossignol
23	297702	MARSAGLIA Francesca	1990	ITA							Salomon
24	225525	TILLEY Alex	1993	GBR							Head
37	415205	HUDSON Piera	1996	NZL							Dynastar

Åre (SWE)


Ladies' Giant Slalom

THU 14 FEB 2019

Start Time : 18:00

OFFICIAL RESULTS

Number of Competitors: 98 Number of NSA: 47

F-factor: 1010

Rank	Bib	FIS Code	Name	Year of Birth	NSA Code	Run 1	Run 2	Total	Diff.	Race Points	Ski
						Time Rank	Time Rank				
DID NOT START RUN 2: 1 competitor											
	40	539909	MOLTZAN Paula	1994	USA						Rossignol
DID NOT FINISH RUN 1: 7 competitors											
	11	56032	SCHILD Bernadette	1990	AUT						Head
	44	155699	PAULATHOVA Katerina	1993	CZE						Rossignol
	54	225659	ANDERSON Jessica	1998	GBR						
	77	298936	MEHILLI Suela	1994	ALB						
	89	345157	OUAISS Manon	2000	LBN						
	91	426188	RUSTA Fiona	1996	KOS						
	94	235353	KOSTITS PASIALI Silouani	2001	GRE						

DISQUALIFIED RUN 1: 3 competitors

86	265053	AHMADI Atefeh	2000	IRI	Gate 9	Rule 629.3
88	265005	KALHOR Mitra	1985	IRI	Gate 9	Rule 629.3
90	265028	ABBASI Forough	1993	IRI	Gate 9	Rule 629.3

Reason for disqualification:

629.3 does not pass through a gate correctly

Forerunners:

Run 1	F1-NYBERG Lisa	SWE	F2-MARKLUND Wilma	SWE	F3-CEDER Liv	SWE
Run 2	F1-NYBERG Lisa	SWE	F2-PERSSON Klara	SWE	F3-CEDER Liv	SWE

Conditions on course:

Run 1	MOSTLY CLOUDY	Snow: HARD	Temperature - Start: 3°C	Temperature - Finish: 7°C
Run 2	PARTLY CLOUDY	Snow: HARD	Temperature - Start: 1°C	Temperature - Finish: 4°C




FIS ALPINE WORLD SKI CHAMPIONSHIPS SWEDEN



SKISTAR FIS ALPINE WORLD SKI CHAMPIONSHIPS 2019



Åre (SWE)



Ladies' Giant Slalom

THU 14 FEB 2019

PENALTY CALCULATION

Best 10 at Finish

Rank	Bib	FIS Code	Name	NSA Code	FIS Points	Best 5	Race Points
1	4	705423	VLHOVA Petra	SVK	2.75		
2	3	205218	REBENSBURG Viktoria	GER	1.83	1.83	1.16
3	2	6535237	SHIFFRIN Mikaela	USA	0.00	0.00	3.15
4	1	425929	MOWINCKEL Ragnhild	NOR	2.40	2.40	4.14
5	7	297601	BRIGNONE Federica	ITA	2.28	2.28	7.20
6	5	196928	WORLEY Tessa	FRA	1.00	1.00	9.03
7	8	506399	HECTOR Sara	SWE	4.95		
8	28	197651	DIREZ Clara	FRA	10.35		
9	21	197124	FRASSE SOMBET Coralie	FRA	5.95		
10	25	516283	ELLENBERGER Andrea	SUI	15.04		

Best 5 FIS Points at Start

Rank	Bib	FIS Code	Name	NSA Code	FIS Points
3	2	6535237	SHIFFRIN Mikaela	USA	0.00
6	5	196928	WORLEY Tessa	FRA	1.00
2	3	205218	REBENSBURG Viktoria	GER	1.83
5	7	297601	BRIGNONE Federica	ITA	2.28
4	1	425929	MOWINCKEL Ragnhild	NOR	2.40

TOTALS:

FIS Points of Best 5 at Start (B)	7.51	
FIS Points of Best at Finish in Top 10 (A)		7.51
Race Points of Corresponding Competitors (C)		24.68
Calculated Penalty (A+B-C):10 =>	-0.97	
Rounded	-0.97	
Category Adder	0.00	
Correction Value (Z)	0.00	
Calculated Penalty	-0.97	
Penalty Applied	0.00	




FIS ALPINE WORLD SKI CHAMPIONSHIPS SWEDEN



SKISTAR FIS ALPINE WORLD SKI CHAMPIONSHIPS 2019



Åre (SWE)



Ladies' Giant Slalom

THU 14 FEB 2019

PERFORMANCE ANALYSIS BY RANK

Start Time : 18:00

Number of Competitors: 54 Number of NSA: 30

Rank	Bib	Name Ski	NSA Code	Pos	Positions			Partial		Difference Time		
					Time	Rank	Pos	Time	Rank			
1	4	VLHOVA Petra Rossignol	SVK	Run 1:	Int1:	7.26	(3)	I1-I2:	17.21	(2)	0.01	
					Int2:	24.47	(1)		I2-I3:	18.95		(1)
					Int3:	43.42	(1)		I3-Fin:	17.68		(26)
					Fin:	1:01.10	(2)					0.19
				Run 2:	Int1:	7.85	(10)	I1-I2:	16.27	(12)	0.22	
					Int2:	24.12	(13)		I2-I3:	18.98		(13)
					Int3:	43.10	(13)		I3-Fin:	17.77		(1)
					Fin:	1:00.87	(3)					0.30
				Total:	Int1:	1:08.95	(2)	0.00				
					Int2:	1:25.22	(2)					
					Int3:	1:44.20	(2)					
					Fin:	2:01.97	(1)					
							0.00					
2	3	REBENSBURG Viktoria Stoekli	GER	Run 1:	Int1:	7.25	(1)	I1-I2:	17.35	(3)	0.13	
					Int2:	24.60	(3)		I2-I3:	19.20		(2)
					Int3:	43.80	(2)		I3-Fin:	17.11		(8)
					Fin:	1:00.91	(1)					0.38
				Run 2:	Int1:	7.83	(8)	I1-I2:	16.11	(8)	0.20	
					Int2:	23.94	(6)		I2-I3:	18.95		(11)
					Int3:	42.89	(6)		I3-Fin:	18.31		(16)
					Fin:	1:01.20	(9)					0.63
				Total:	Int1:	1:08.74	(1)	-0.21				
					Int2:	1:24.85	(1)					
					Int3:	1:43.80	(1)					
					Fin:	2:02.11	(2)					
							-0.40					
3	2	SHIFFRIN Mikaela Atomic	USA	Run 1:	Int1:	7.41	(14)	I1-I2:	17.71	(5)	0.16	
					Int2:	25.12	(4)		I2-I3:	19.45		(5)
					Int3:	44.57	(5)		I3-Fin:	16.78		(2)
					Fin:	1:01.35	(4)					0.44
				Run 2:	Int1:	7.75	(1)	I1-I2:	16.28	(13)	0.12	
					Int2:	24.03	(11)		I2-I3:	18.94		(10)
					Int3:	42.97	(8)		I3-Fin:	18.03		(3)
					Fin:	1:01.00	(6)					0.43
				Total:	Int1:	1:09.10	(3)	0.15				
					Int2:	1:25.38	(3)					
					Int3:	1:44.32	(4)					
					Fin:	2:02.35	(3)					
							0.38					

Number of Competitors: 54 Number of NSA: 30

Rank	Bib	Name Ski	NSA Code	Positions			Partials		Difference Time			
				Pos	Time	Rank	Pos	Time		Rank		
4	1	MOWINCKEL Ragnhild Head	NOR	Run 1:	Int1:	7.44	(20)	I1-I2:	17.70	(4)	0.19	
					Int2:	25.14	(5)		I2-I3:	19.38	(4)	0.67
					Int3:	44.52	(4)		I3-Fin:	16.76	(1)	1.10
					Fin:	1:01.28	(3)					0.37
				Run 2:	Int1:	7.84	(9)	I1-I2:	16.43	(19)	0.21	
					Int2:	24.27	(18)		I2-I3:	18.72	(3)	0.62
					Int3:	42.99	(9)		I3-Fin:	18.20	(10)	0.58
					Fin:	1:01.19	(8)					0.62
				Total:	Int1:	1:09.12	(4)				0.17	
					Int2:	1:25.55	(4)				0.33	
					Int3:	1:44.27	(3)				0.07	
					Fin:	2:02.47	(4)				0.50	
				5	7	BRIGNONE Federica Rossignol	ITA	Run 1:	Int1:	7.48	(29)	I1-I2:
Int2:	25.30	(8)	I2-I3:						19.63	(7)	0.83	
Int3:	44.93	(7)	I3-Fin:						16.93	(3)	1.51	
Fin:	1:01.86	(7)									0.95	
Run 2:	Int1:	7.82	(5)					I1-I2:	16.14	(11)	0.19	
	Int2:	23.96	(10)						I2-I3:	18.84	(8)	0.31
	Int3:	42.80	(5)						I3-Fin:	18.18	(9)	0.39
	Fin:	1:00.98	(5)									0.41
Total:	Int1:	1:09.68	(6)								0.73	
	Int2:	1:25.82	(5)								0.60	
	Int3:	1:44.66	(5)								0.46	
	Fin:	2:02.84	(5)								0.87	
6	5	WORLEY Tessa Rossignol	FRA					Run 1:	Int1:	7.33	(6)	I1-I2:
				Int2:	24.49	(2)	I2-I3:		19.35	(3)	0.02	
				Int3:	43.84	(3)	I3-Fin:		17.80	(31)	0.42	
				Fin:	1:01.64	(5)					0.73	
				Run 2:	Int1:	7.99	(30)	I1-I2:	16.44	(21)	0.36	
					Int2:	24.43	(23)		I2-I3:	18.91	(9)	0.78
					Int3:	43.34	(16)		I3-Fin:	18.08	(5)	0.93
					Fin:	1:01.42	(12)					0.85
				Total:	Int1:	1:09.63	(5)				0.68	
					Int2:	1:26.07	(6)				0.85	
					Int3:	1:44.98	(6)				0.78	
					Fin:	2:03.06	(6)				1.09	
				7	8	HECTOR Sara Head	SWE	Run 1:	Int1:	7.27	(4)	I1-I2:
Int2:	25.42	(11)	I2-I3:						19.72	(10)	0.95	
Int3:	45.14	(8)	I3-Fin:						17.83	(32)	1.72	
Fin:	1:02.97	(15)									2.06	
Run 2:	Int1:	7.91	(22)					I1-I2:	16.33	(15)	0.28	
	Int2:	24.24	(17)						I2-I3:	18.48	(1)	0.59
	Int3:	42.72	(3)						I3-Fin:	18.22	(13)	0.31
	Fin:	1:00.94	(4)									0.37
Total:	Int1:	1:10.88	(14)								1.93	
	Int2:	1:27.21	(13)								1.99	
	Int3:	1:45.69	(9)								1.49	
	Fin:	2:03.91	(7)								1.94	

Åre (SWE)


Ladies' Giant Slalom

THU 14 FEB 2019

PERFORMANCE ANALYSIS BY RANK

Start Time : 18:00

Number of Competitors: 54 Number of NSA: 30

Rank	Bib	Name Ski	NSA Code	Pos	Positions			Partials		Difference Time					
					Time	Rank	Pos	Time	Rank						
8	28	DIREZ Clara Dynastar	FRA	Run 1:	Int1:	7.43	(17)	I1-I2:	18.25	(17)	0.18				
					Int2:	25.68	(17)					I2-I3:	20.26	(27)	1.21
					Int3:	45.94	(23)					I3-Fin:	17.48	(15)	2.52
					Fin:	1:03.42	(22)								2.51
				Run 2:	Int1:	7.89	(16)	I1-I2:	16.05	(6)	0.26				
					Int2:	23.94	(6)					I2-I3:	18.77	(5)	0.29
					Int3:	42.71	(2)					I3-Fin:	18.05	(4)	0.30
					Fin:	1:00.76	(2)								0.19
				Total:	Int1:	1:11.31	(22)	2.36							
					Int2:	1:27.36	(16)		2.14						
					Int3:	1:46.13	(12)		1.93						
					Fin:	2:04.18	(8)		2.21						
				9	21	FRASSE SOMBET Coralie Head	FRA	Run 1:	Int1:	7.39	(11)	I1-I2:	18.17	(15)	0.14
Int2:	25.56	(16)	I2-I3:						19.83	(11)	1.09				
Int3:	45.39	(13)	I3-Fin:						17.17	(9)	1.97				
Fin:	1:02.56	(9)									1.65				
Run 2:	Int1:	7.87	(14)					I1-I2:	16.41	(18)	0.24				
	Int2:	24.28	(19)									I2-I3:	18.77	(5)	0.63
	Int3:	43.05	(11)									I3-Fin:	18.63	(24)	0.64
	Fin:	1:01.68	(16)												1.11
Total:	Int1:	1:10.43	(9)					1.48							
	Int2:	1:26.84	(9)						1.62						
	Int3:	1:45.61	(7)						1.41						
	Fin:	2:04.24	(9)						2.27						
10	25	ELLENBERGER Andrea Stoeckli	SUI					Run 1:	Int1:	7.39	(11)	I1-I2:	17.98	(10)	0.14
				Int2:	25.37	(10)	I2-I3:		19.93	(15)	0.90				
				Int3:	45.30	(12)	I3-Fin:		17.75	(27)	1.88				
				Fin:	1:03.05	(18)					2.14				
				Run 2:	Int1:	7.88	(15)	I1-I2:	16.02	(4)	0.25				
					Int2:	23.90	(3)					I2-I3:	18.82	(7)	0.25
					Int3:	42.72	(3)					I3-Fin:	18.62	(23)	0.31
					Fin:	1:01.34	(11)								0.77
				Total:	Int1:	1:10.93	(15)	1.98							
					Int2:	1:26.95	(11)		1.73						
					Int3:	1:45.77	(10)		1.57						
					Fin:	2:04.39	(10)		2.42						
				11	14	HANSDOTTER Frida Rossignol	SWE	Run 1:	Int1:	7.36	(7)	I1-I2:	17.96	(8)	0.11
Int2:	25.32	(9)	I2-I3:						19.95	(16)	0.85				
Int3:	45.27	(11)	I3-Fin:						17.46	(14)	1.85				
Fin:	1:02.73	(12)									1.82				
Run 2:	Int1:	7.82	(5)					I1-I2:	16.13	(10)	0.19				
	Int2:	23.95	(9)									I2-I3:	18.96	(12)	0.30
	Int3:	42.91	(7)									I3-Fin:	18.76	(25)	0.50
	Fin:	1:01.67	(15)												1.10
Total:	Int1:	1:10.55	(11)					1.60							
	Int2:	1:26.68	(7)						1.46						
	Int3:	1:45.64	(8)						1.44						
	Fin:	2:04.40	(11)						2.43						

Number of Competitors: 54 Number of NSA: 30

Rank	Bib	Name Ski	NSA Code	Pos	Positions			Partials		Difference Time					
					Time	Rank	Pos	Time	Rank						
12	10	LIENSBERGER Katharina Rossignol	AUT	Run 1:	Int1:	7.43	(17)	I1-I2:	18.45	(27)	0.18				
					Int2:	25.88	(25)					I2-I3:	19.86	(12)	1.41
					Int3:	45.74	(18)					I3-Fin:	17.08	(5)	2.32
					Fin:	1:02.82	(14)								1.91
				Run 2:	Int1:	8.04	(35)	I1-I2:	17.13	(34)	0.41				
					Int2:	25.17	(37)					I2-I3:	18.64	(2)	1.52
					Int3:	43.81	(27)					I3-Fin:	17.83	(2)	1.40
					Fin:	1:01.64	(14)								1.07
				Total:	Int1:	1:10.86	(13)	1.91							
					Int2:	1:27.99	(25)		2.77						
					Int3:	1:46.63	(20)		2.43						
					Fin:	2:04.46	(12)		2.49						
				13	15	BASSINO Marta Salomon	ITA	Run 1:	Int1:	7.39	(11)	I1-I2:	18.10	(13)	0.14
Int2:	25.49	(12)	I2-I3:						19.69	(9)	1.02				
Int3:	45.18	(9)	I3-Fin:						17.28	(13)	1.76				
Fin:	1:02.46	(8)									1.55				
Run 2:	Int1:	7.91	(22)					I1-I2:	16.31	(14)	0.28				
	Int2:	24.22	(14)									I2-I3:	19.41	(26)	0.57
	Int3:	43.63	(22)									I3-Fin:	18.44	(20)	1.22
	Fin:	1:02.07	(24)												1.50
Total:	Int1:	1:10.37	(8)					1.42							
	Int2:	1:26.68	(7)						1.46						
	Int3:	1:46.09	(11)						1.89						
	Fin:	2:04.53	(13)						2.56						
14	35	STAALNACKE Ylva Voelkl	SWE					Run 1:	Int1:	7.43	(17)	I1-I2:	18.25	(17)	0.18
				Int2:	25.68	(17)	I2-I3:		20.25	(25)	1.21				
				Int3:	45.93	(22)	I3-Fin:		17.49	(18)	2.51				
				Fin:	1:03.42	(22)					2.51				
				Run 2:	Int1:	7.86	(12)	I1-I2:	16.08	(7)	0.23				
					Int2:	23.94	(6)					I2-I3:	19.07	(20)	0.29
					Int3:	43.01	(10)					I3-Fin:	18.15	(6)	0.60
					Fin:	1:01.16	(7)								0.59
				Total:	Int1:	1:11.28	(19)	2.33							
					Int2:	1:27.36	(16)		2.14						
					Int3:	1:46.43	(15)		2.23						
					Fin:	2:04.58	(14)		2.61						
				15	9	HAASER Ricarda Fischer	AUT	Run 1:	Int1:	7.47	(26)	I1-I2:	18.07	(12)	0.22
Int2:	25.54	(15)	I2-I3:						19.87	(13)	1.07				
Int3:	45.41	(14)	I3-Fin:						17.25	(12)	1.99				
Fin:	1:02.66	(10)									1.75				
Run 2:	Int1:	7.63	(1)					I1-I2:	16.73	(28)	0.71				
	Int2:	24.36	(21)									I2-I3:	19.25	(21)	1.20
	Int3:	43.61	(21)									I3-Fin:	18.40	(19)	1.44
	Fin:	1:02.01	(22)												1.44
Total:	Int1:	1:10.29	(7)					1.34							
	Int2:	1:27.02	(12)						1.80						
	Int3:	1:46.27	(13)						2.07						
	Fin:	2:04.67	(15)						2.70						

Åre (SWE)

Ladies' Giant Slalom

THU 14 FEB 2019

PERFORMANCE ANALYSIS BY RANK

Start Time : 18:00

Number of Competitors: 54 Number of NSA: 30

Rank	Bib	Name Ski	NSA Code	Pos	Positions			Partials		Difference Time		
					Time	Rank	Pos	Time	Rank			
15	6	HOLDENER Wendy Head	SUI	Run 1:	Int1:	7.49	(30)	I1-I2:	18.02	(11)	0.24	
					Int2:	25.51	(14)		I2-I3:	19.67	(8)	1.04
					Int3:	45.18	(9)		I3-Fin:	17.48	(15)	1.76
					Fin:	1:02.66	(10)			1.75		
					Run 2:	Int1:	7.80	(4)	I1-I2:	16.43	(19)	0.17
						Int2:	24.23	(15)		I2-I3:	19.50	(30)
						Int3:	43.73	(25)	I3-Fin:	18.28	(14)	1.32
						Fin:	1:02.01	(22)		1.44		
					Total:	Int1:	1:10.46	(10)				1.51
						Int2:	1:26.89	(10)				1.67
						Int3:	1:46.39	(14)				2.19
						Fin:	2:04.67	(15)				2.70
					17	38	ROBINSON Alice Voelkl	NZL	Run 1:	Int1:	7.64	(44)
Int2:	26.17	(32)	I2-I3:	20.24						(24)	1.70	
Int3:	46.41	(31)	I3-Fin:	17.77						(29)	2.99	
Fin:	1:04.18	(30)		3.27								
Run 2:	Int1:	7.90	(19)	I1-I2:						15.75	(1)	0.27
	Int2:	23.65	(1)							I2-I3:	18.76	(4)
	Int3:	42.41	(1)	I3-Fin:						18.16	(7)	
	Fin:	1:00.57	(1)									
Total:	Int1:	1:12.08	(26)									3.13
	Int2:	1:27.83	(23)									2.61
	Int3:	1:46.59	(19)									2.39
	Fin:	2:04.75	(17)									2.78
18	18	STJERNESUND Thea Louise Rossignol	NOR	Run 1:						Int1:	7.53	(34)
					Int2:	25.88	(25)	I2-I3:	20.00	(19)	1.41	
					Int3:	45.88	(21)	I3-Fin:	17.09	(6)	2.46	
					Fin:	1:02.97	(15)		2.06			
					Run 2:	Int1:	8.01	(32)	I1-I2:	16.65	(25)	0.38
						Int2:	24.66	(27)		I2-I3:	19.04	(17)
						Int3:	43.70	(24)	I3-Fin:	18.17	(8)	1.29
						Fin:	1:01.87	(20)		1.30		
					Total:	Int1:	1:10.98	(16)				2.03
						Int2:	1:27.63	(21)				2.41
						Int3:	1:46.67	(22)				2.47
						Fin:	2:04.84	(18)				2.87
					19	30	SCHMOTZ Marlene Fischer	GER	Run 1:	Int1:	7.25	(1)
Int2:	25.49	(12)	I2-I3:	20.34						(32)	2.41	
Int3:	45.83	(20)	I3-Fin:	17.58						(22)	2.50	
Fin:	1:03.41	(21)										
Run 2:	Int1:	7.89	(16)	I1-I2:						16.02	(4)	0.26
	Int2:	23.91	(4)							I2-I3:	19.26	(22)
	Int3:	43.17	(15)	I3-Fin:						18.29	(15)	0.76
	Fin:	1:01.46	(13)							0.89		
Total:	Int1:	1:11.30	(21)									2.35
	Int2:	1:27.32	(14)									2.10
	Int3:	1:46.58	(18)									2.38
	Fin:	2:04.87	(19)									2.90

PERFORMANCE ANALYSIS BY RANK

Number of Competitors: 54 Number of NSA: 30

Rank	Bib	Name Ski	NSA Code	Pos	Positions			Partials		Difference Time			
					Time	Rank	Pos	Time	Rank				
20	13	LYSDAHL Kristin Rossignol	NOR	Run 1:	Int1:	7.46	(25)	I1-I2:	18.36	(24)	0.21		
					Int2:	25.82	(22)		I2-I3:	19.98	(18)	1.35	
					Int3:	45.80	(19)		I3-Fin:	17.24	(11)	2.38	
					Fin:	1:03.04	(17)			2.13			
					Run 2:	Int1:	8.00	(30)	I1-I2:	16.45	(23)	0.37	
						Int2:	24.45	(24)		I2-I3:	19.01	(15)	0.80
						Int3:	43.46	(20)		I3-Fin:	18.44	(20)	1.05
						Fin:	1:01.90	(21)			1.33		
					Total:	Int1:	1:11.04	(17)			2.09		
						Int2:	1:27.49	(19)			2.27		
						Int3:	1:46.50	(16)			2.30		
						Fin:	2:04.94	(20)			2.97		
					21	16	GUT-BEHRAMI Lara Head	SUI	Run 1:	Int1:	7.55	(35)	I1-I2:
Int2:	26.18	(33)	I2-I3:	19.88						(14)	1.71		
Int3:	46.06	(24)	I3-Fin:	17.19						(10)	2.64		
Fin:	1:03.25	(19)		2.34									
Run 2:	Int1:	8.03	(34)	I1-I2:						16.39	(17)	0.40	
	Int2:	24.42	(22)							I2-I3:	18.99	(14)	0.77
	Int3:	43.41	(19)							I3-Fin:	18.38	(17)	1.00
	Fin:	1:01.79	(18)								1.22		
Total:	Int1:	1:11.28	(19)							2.33			
	Int2:	1:27.67	(22)							2.45			
	Int3:	1:46.66	(21)							2.46			
	Fin:	2:05.04	(21)							3.07			
22	12	HROVAT Meta Salomon	SLO	Run 1:						Int1:	7.38	(10)	I1-I2:
					Int2:	25.73	(19)	I2-I3:	19.95	(16)	1.26		
					Int3:	45.68	(16)	I3-Fin:	17.10	(7)	2.26		
					Fin:	1:02.78	(13)		1.87				
					Run 2:	Int1:	7.90	(19)	I1-I2:	16.80	(29)	0.27	
						Int2:	24.70	(29)		I2-I3:	19.04	(17)	1.05
						Int3:	43.74	(26)		I3-Fin:	18.54	(22)	1.33
						Fin:	1:02.28	(26)			1.71		
					Total:	Int1:	1:10.68	(12)			1.73		
						Int2:	1:27.48	(18)			2.26		
						Int3:	1:46.52	(17)			2.32		
						Fin:	2:05.06	(22)			3.09		
					23	19	GAGNON Marie-Michele Rossignol	CAN	Run 1:	Int1:	7.45	(22)	I1-I2:
Int2:	25.73	(19)	I2-I3:	20.00						(19)	1.26		
Int3:	45.73	(17)	I3-Fin:	17.63						(24)	2.31		
Fin:	1:03.36	(20)		2.45									
Run 2:	Int1:	7.89	(16)	I1-I2:						16.34	(16)	0.26	
	Int2:	24.23	(15)							I2-I3:	19.42	(27)	0.58
	Int3:	43.65	(23)							I3-Fin:	18.20	(10)	1.24
	Fin:	1:01.85	(19)								1.28		
Total:	Int1:	1:11.25	(18)							2.30			
	Int2:	1:27.59	(20)							2.37			
	Int3:	1:47.01	(25)							2.81			
	Fin:	2:05.21	(23)							3.24			

PERFORMANCE ANALYSIS BY RANK

Number of Competitors: 54 Number of NSA: 30

Rank	Bib	Name Ski	NSA Code	Pos	Positions			Partials		Difference Time		
					Time	Rank	Pos	Time	Rank			
24	20	TRUPPE Katharina Fischer	AUT	Run 1:	Int1:	7.32	(5)	I1-I2:	17.97	(9)	0.07	
					Int2:	25.29	(7)		I2-I3:	20.35	(33)	0.82
					Int3:	45.64	(15)		I3-Fin:	17.88	(36)	2.22
					Fin:	1:03.52	(24)				2.61	
				Run 2:	Int1:	7.91	(22)	I1-I2:	16.44	(21)	0.28	
					Int2:	24.35	(20)		I2-I3:	19.03	(16)	0.70
					Int3:	43.38	(17)		I3-Fin:	18.38	(17)	0.97
					Fin:	1:01.76	(17)				1.19	
				Total:	Int1:	1:11.43	(23)			2.48		
					Int2:	1:27.87	(24)			2.65		
					Int3:	1:46.90	(24)			2.70		
					Fin:	2:05.28	(24)			3.31		
				25	29	MIRADOLI Romane Dynastar	FRA	Run 1:	Int1:	7.50	(31)	I1-I2:
Int2:	26.23	(35)	I2-I3:						20.27	(28)	1.76	
Int3:	46.50	(32)	I3-Fin:						17.56	(19)	3.08	
Fin:	1:04.06	(27)								3.15		
Run 2:	Int1:	7.95	(28)					I1-I2:	16.12	(9)	0.32	
	Int2:	24.07	(12)						I2-I3:	19.05	(19)	0.42
	Int3:	43.12	(14)						I3-Fin:	18.21	(12)	0.71
	Fin:	1:01.33	(10)								0.76	
Total:	Int1:	1:12.01	(25)							3.06		
	Int2:	1:28.13	(27)							2.91		
	Int3:	1:47.18	(26)							2.98		
	Fin:	2:05.39	(25)							3.42		
26	26	TOMMY Mikaela Dynastar	CAN					Run 1:	Int1:	7.51	(32)	I1-I2:
				Int2:	25.86	(24)	I2-I3:		20.25	(25)	1.39	
				Int3:	46.11	(25)	I3-Fin:		17.56	(19)	2.69	
				Fin:	1:03.67	(25)				2.76		
				Run 2:	Int1:	7.86	(12)	I1-I2:	15.79	(2)	0.23	
					Int2:	23.65	(1)		I2-I3:	19.43	(28)	0.67
					Int3:	43.08	(12)		I3-Fin:	19.39	(39)	1.90
					Fin:	1:02.47	(27)					
				Total:	Int1:	1:11.53	(24)			2.58		
					Int2:	1:27.32	(14)			2.10		
					Int3:	1:46.75	(23)			2.55		
					Fin:	2:06.14	(26)			4.17		
				27	34	ANDO Asa Atomic	JPN	Run 1:	Int1:	7.42	(16)	I1-I2:
Int2:	26.32	(38)	I2-I3:						20.30	(31)	1.85	
Int3:	46.62	(33)	I3-Fin:						17.48	(15)	3.20	
Fin:	1:04.10	(28)								3.19		
Run 2:	Int1:	8.02	(33)					I1-I2:	15.89	(3)	0.39	
	Int2:	23.91	(4)						I2-I3:	19.48	(29)	0.26
	Int3:	43.39	(18)						I3-Fin:	18.86	(29)	0.98
	Fin:	1:02.25	(25)								1.68	
Total:	Int1:	1:12.12	(27)							3.17		
	Int2:	1:28.01	(26)							2.79		
	Int3:	1:47.49	(27)							3.29		
	Fin:	2:06.35	(27)							4.38		

PERFORMANCE ANALYSIS BY RANK

Number of Competitors: 54 Number of NSA: 30

Rank	Bib	Name Ski	NSA Code	Pos	Positions			Partials		Difference Time			
					Time	Rank	Pos	Time	Rank				
28	31	O BRIEN Nina Rossignol	USA	Run 1:	Int1:	7.69	(48)	I1-I2:	18.81	(39)	0.44		
					Int2:	26.50	(42)		I2-I3:	20.27	(28)	2.03	
					Int3:	46.77	(36)		I3-Fin:	17.56	(19)	3.35	
					Fin:	1:04.33	(35)				3.42		
					Run 2:	Int1:	7.91	(22)	I1-I2:	16.56	(24)	0.28	
						Int2:	24.47	(25)		I2-I3:	19.51	(31)	0.82
						Int3:	43.98	(29)		I3-Fin:	18.80	(28)	1.57
						Fin:	1:02.78	(29)				2.21	
					Total:	Int1:	1:12.24	(30)			3.29		
						Int2:	1:28.80	(28)			3.58		
						Int3:	1:48.31	(28)			4.11		
						Fin:	2:07.11	(28)			5.14		
					29	39	HONKANEN Riikka Atomic	FIN	Run 1:	Int1:	7.45	(22)	I1-I2:
Int2:	26.16	(31)	I2-I3:	20.78						(41)	1.69		
Int3:	46.94	(38)	I3-Fin:	17.78						(30)	3.52		
Fin:	1:04.72	(37)								3.81			
Run 2:	Int1:	7.95	(28)	I1-I2:						16.66	(26)	0.32	
	Int2:	24.61	(26)							I2-I3:	19.36	(24)	0.96
	Int3:	43.97	(28)							I3-Fin:	18.78	(27)	1.56
	Fin:	1:02.75	(28)									2.18	
Total:	Int1:	1:12.67	(33)								3.72		
	Int2:	1:29.33	(32)								4.11		
	Int3:	1:48.69	(30)								4.49		
	Fin:	2:07.47	(29)								5.50		
30	36	FJAEILLSTROEM Magdalena Atomic	SWE	Run 1:						Int1:	7.47	(26)	I1-I2:
					Int2:	25.82	(22)	I2-I3:	20.53	(36)	1.35		
					Int3:	46.35	(30)	I3-Fin:	17.87	(35)	2.93		
					Fin:	1:04.22	(31)			3.31			
					Run 2:	Int1:	7.94	(27)	I1-I2:	16.80	(29)	0.31	
						Int2:	24.74	(30)		I2-I3:	19.40	(25)	1.09
						Int3:	44.14	(30)		I3-Fin:	19.14	(36)	1.73
						Fin:	1:03.28	(30)				2.71	
					Total:	Int1:	1:12.16	(29)			3.21		
						Int2:	1:28.96	(29)			3.74		
						Int3:	1:48.36	(29)			4.16		
						Fin:	2:07.50	(30)			5.53		
					31	47	BUCIK Ana Salomon	SLO	Run 1:	Int1:	7.36	(8)	I1-I2:
Int2:	25.75	(21)	I2-I3:	20.58						(37)	1.28		
Int3:	46.33	(29)	I3-Fin:	17.97						(39)	2.91		
Fin:	1:04.30	(33)								3.39			
Run 2:	Int1:	7.85	(10)	I1-I2:						16.95	(31)	0.22	
	Int2:	24.80	(31)							I2-I3:	19.79	(35)	1.15
	Int3:	44.59	(32)							I3-Fin:	18.76	(25)	2.18
	Fin:	1:03.35	(31)									2.78	
Total:	Int1:	1:12.15	(28)								3.20		
	Int2:	1:29.10	(31)								3.88		
	Int3:	1:48.89	(31)								4.69		
	Fin:	2:07.65	(31)								5.68		

PERFORMANCE ANALYSIS BY RANK

Number of Competitors: 54 Number of NSA: 30

Rank	Bib	Name Ski	NSA Code	Pos	Positions			Partials		Difference Time			
					Time	Rank	Pos	Time	Rank				
32	27	GASIENICA-DANIEL Maryna Atomic	POL	Run 1:	Int1:	7.52	(33)	I1-I2:	18.46	(28)	0.27		
					Int2:	25.98	(27)		I2-I3:	20.71	(39)	1.51	
					Int3:	46.69	(34)		I3-Fin:	17.65	(25)	3.27	
					Fin:	1:04.34	(36)						3.43
				Run 2:	Int1:	7.92	(26)	I1-I2:	16.70	(27)	0.29		
					Int2:	24.62	(27)		I2-I3:	20.32	(42)	0.97	
					Int3:	44.94	(36)		I3-Fin:	18.89	(30)	2.53	
					Fin:	1:03.83	(35)						3.26
				Total:	Int1:	1:12.26	(31)					3.31	
					Int2:	1:28.96	(29)						3.74
					Int3:	1:49.28	(32)						5.08
					Fin:	2:08.17	(32)						6.20
				33	33	JELINKOVA Adriana Atomic	NED	Run 1:	Int1:	7.62	(42)	I1-I2:	18.87
Int2:	26.49	(41)	I2-I3:						20.21	(22)	2.02		
Int3:	46.70	(35)	I3-Fin:						17.61	(23)	3.28		
Fin:	1:04.31	(34)											3.40
Run 2:	Int1:	8.07	(37)					I1-I2:	17.05	(33)	0.44		
	Int2:	25.12	(36)						I2-I3:	19.85	(36)	1.47	
	Int3:	44.97	(37)						I3-Fin:	19.09	(34)	2.56	
	Fin:	1:04.06	(37)										3.49
Total:	Int1:	1:12.38	(32)									3.43	
	Int2:	1:29.43	(33)										4.21
	Int3:	1:49.28	(32)										5.08
	Fin:	2:08.37	(33)										6.40
34	45	DVORNIK Neja Fischer	SLO					Run 1:	Int1:	7.58	(38)	I1-I2:	18.87
				Int2:	26.45	(40)	I2-I3:		20.61	(38)	1.98		
				Int3:	47.06	(40)	I3-Fin:		17.92	(37)	3.64		
				Fin:	1:04.98	(39)							4.07
				Run 2:	Int1:	7.75	(2)	I1-I2:	17.24	(39)	0.12		
					Int2:	24.99	(33)		I2-I3:	19.72	(34)	1.34	
					Int3:	44.71	(33)		I3-Fin:	19.03	(33)	2.30	
					Fin:	1:03.74	(33)						3.17
				Total:	Int1:	1:12.73	(34)					3.78	
					Int2:	1:29.97	(34)						4.75
					Int3:	1:49.69	(34)						5.49
					Fin:	2:08.72	(34)						6.75
				35	55	TKACHENKO Ekaterina Atomic	RUS	Run 1:	Int1:	7.59	(39)	I1-I2:	19.41
Int2:	27.00	(45)	I2-I3:						20.50	(35)	2.53		
Int3:	47.50	(42)	I3-Fin:						18.11	(42)	4.08		
Fin:	1:05.61	(41)											4.70
Run 2:	Int1:	7.82	(5)					I1-I2:	17.13	(34)	0.19		
	Int2:	24.95	(32)						I2-I3:	19.28	(23)	1.30	
	Int3:	44.23	(31)						I3-Fin:	19.45	(40)	1.82	
	Fin:	1:03.68	(32)										3.11
Total:	Int1:	1:13.43	(36)									4.48	
	Int2:	1:30.56	(36)										5.34
	Int3:	1:49.84	(35)										5.64
	Fin:	2:09.29	(35)										7.32

PERFORMANCE ANALYSIS BY RANK

Number of Competitors: 54 Number of NSA: 30

Rank	Bib	Name Ski	NSA Code	Pos	Positions		Partials		Difference Time				
					Time	Rank	Pos	Time		Rank			
36	49	PAU Nuria	ESP	Run 1:	Int1:	7.78	(50)	I1-I2:	18.53	(29)	0.53		
					Int2:	26.31	(37)		I2-I3:	20.49	(34)	1.84	
					Int3:	46.80	(37)		I3-Fin:	18.86	(55)	3.38	
					Fin:	1:05.66	(42)				4.75		
					Run 2:	Int1:	8.18	(42)	I1-I2:	17.14	(36)	0.55	
						Int2:	25.32	(39)		I2-I3:	19.53	(32)	1.67
						Int3:	44.85	(34)		I3-Fin:	18.91	(31)	2.44
						Fin:	1:03.76	(34)				3.19	
					Total:	Int1:	1:13.84	(38)			4.89		
						Int2:	1:30.98	(38)			5.76		
						Int3:	1:50.51	(37)			6.31		
						Fin:	2:09.42	(36)			7.45		
					37	42	CAPOVA Gabriela Augment	CZE	Run 1:	Int1:	7.55	(35)	I1-I2:
Int2:	26.60	(43)	I2-I3:	21.09						(45)	2.13		
Int3:	47.69	(43)	I3-Fin:	17.98						(40)	4.27		
Fin:	1:05.67	(43)								4.76			
Run 2:	Int1:	8.06	(36)	I1-I2:						16.99	(32)	0.43	
	Int2:	25.05	(34)							I2-I3:	19.88	(37)	1.40
	Int3:	44.93	(35)							I3-Fin:	18.99	(32)	2.52
	Fin:	1:03.92	(36)									3.35	
Total:	Int1:	1:13.73	(37)								4.78		
	Int2:	1:30.72	(37)								5.50		
	Int3:	1:50.60	(38)								6.40		
	Fin:	2:09.59	(37)								7.62		
38	43	PYKALAINEN Erika Atomic	FIN	Run 1:						Int1:	7.45	(22)	I1-I2:
					Int2:	26.19	(34)	I2-I3:	20.93	(43)	1.72		
					Int3:	47.12	(41)	I3-Fin:	18.16	(43)	3.70		
					Fin:	1:05.28	(40)			4.37			
					Run 2:	Int1:	7.90	(19)	I1-I2:	17.19	(38)	0.27	
						Int2:	25.09	(35)		I2-I3:	19.95	(38)	1.44
						Int3:	45.04	(38)		I3-Fin:	19.48	(43)	2.63
						Fin:	1:04.52	(39)				3.95	
					Total:	Int1:	1:13.18	(35)			4.23		
						Int2:	1:30.37	(35)			5.15		
						Int3:	1:50.32	(36)			6.12		
						Fin:	2:09.80	(38)			7.83		
					39	32	IGNJATOVIC Nevena Head	SRB	Run 1:	Int1:	7.44	(20)	I1-I2:
Int2:	26.73	(44)	I2-I3:	21.01						(44)	2.26		
Int3:	47.74	(44)	I3-Fin:	18.07						(41)	4.32		
Fin:	1:05.81	(44)								4.90			
Run 2:	Int1:	8.09	(38)	I1-I2:						17.43	(42)	0.46	
	Int2:	25.52	(40)							I2-I3:	19.54	(33)	1.87
	Int3:	45.06	(39)							I3-Fin:	19.09	(34)	2.65
	Fin:	1:04.15	(38)									3.58	
Total:	Int1:	1:13.90	(39)								4.95		
	Int2:	1:31.33	(39)								6.11		
	Int3:	1:50.87	(39)								6.67		
	Fin:	2:09.96	(39)								7.99		

PERFORMANCE ANALYSIS BY RANK

Number of Competitors: 54 Number of NSA: 30

Rank	Bib	Name Ski	NSA Code	Pos	Positions			Partials		Difference Time		
					Time	Rank	Pos	Time	Rank			
40	48	KOMSIC Andrea Atomic	CRO	Run 1:	Int1:	7.65	(46)	I1-I2:	19.44	(49)	0.40	
					Int2:	27.09	(47)		I2-I3:	20.91	(42)	2.62
					Int3:	48.00	(45)		I3-Fin:	18.29	(47)	4.58
					Fin:	1:06.29	(45)					5.38
				Run 2:	Int1:	8.29	(45)	I1-I2:	17.42	(41)	0.66	
					Int2:	25.71	(42)		I2-I3:	20.07	(39)	2.06
					Int3:	45.78	(42)		I3-Fin:	19.27	(37)	3.37
					Fin:	1:05.05	(41)					4.48
				Total:	Int1:	1:14.58	(40)				5.63	
					Int2:	1:32.00	(41)				6.78	
					Int3:	1:52.07	(41)				7.87	
					Fin:	2:11.34	(40)				9.37	
				41	51	BARUZZI FARRIOL Francesca	ARG	Run 1:	Int1:	7.98	(60)	I1-I2:
Int2:	27.23	(51)	I2-I3:						21.10	(46)	2.76	
Int3:	48.33	(48)	I3-Fin:						18.23	(45)	4.91	
Fin:	1:06.56	(47)									5.65	
Run 2:	Int1:	8.14	(40)					I1-I2:	17.14	(36)	0.51	
	Int2:	25.28	(38)						I2-I3:	20.17	(41)	1.63
	Int3:	45.45	(40)						I3-Fin:	19.46	(41)	3.04
	Fin:	1:04.91	(40)									4.34
Total:	Int1:	1:14.70	(41)								5.75	
	Int2:	1:31.84	(40)								6.62	
	Int3:	1:52.01	(40)								7.81	
	Fin:	2:11.47	(41)								9.50	
42	50	SCHLEPER Sarah Rossignol	MEX					Run 1:	Int1:	7.93	(57)	I1-I2:
				Int2:	27.07	(46)	I2-I3:		21.11	(47)	2.60	
				Int3:	48.18	(47)	I3-Fin:		18.46	(48)	4.76	
				Fin:	1:06.64	(48)					5.73	
				Run 2:	Int1:	8.36	(47)	I1-I2:	17.40	(40)	0.73	
					Int2:	25.76	(44)		I2-I3:	20.56	(43)	2.11
					Int3:	46.32	(43)		I3-Fin:	19.27	(37)	3.91
					Fin:	1:05.59	(42)					5.02
				Total:	Int1:	1:15.00	(43)				6.05	
					Int2:	1:32.40	(43)				7.18	
					Int3:	1:52.96	(43)				8.76	
					Fin:	2:12.23	(42)				10.26	
				43	41	PROKOPYEVA Aleksandra Atomic	RUS	Run 1:	Int1:	7.80	(52)	I1-I2:
Int2:	27.18	(50)	I2-I3:						21.27	(48)	2.71	
Int3:	48.45	(49)	I3-Fin:						18.26	(46)	5.03	
Fin:	1:06.71	(49)									5.80	
Run 2:	Int1:	8.14	(40)					I1-I2:	17.48	(43)	0.51	
	Int2:	25.62	(41)						I2-I3:	20.10	(40)	1.97
	Int3:	45.72	(41)						I3-Fin:	20.01	(50)	3.31
	Fin:	1:05.73	(43)									5.16
Total:	Int1:	1:14.85	(42)								5.90	
	Int2:	1:32.33	(42)								7.11	
	Int3:	1:52.43	(42)								8.23	
	Fin:	2:12.44	(43)								10.47	

PERFORMANCE ANALYSIS BY RANK

Number of Competitors: 54 Number of NSA: 30

Rank	Bib	Name Ski	NSA Code	Pos	Positions			Partials		Difference Time		
					Time	Rank	Pos	Time	Rank			
44	46	GASTALDI Nicol	ARG	Run 1:	Int1:	7.64	(44)	I1-I2:	19.49	(50)	0.39	
					Int2:	27.13	(48)		I2-I3:	21.60	(52)	2.66
					Int3:	48.73	(50)		I3-Fin:	18.71	(51)	5.31
					Fin:	1:07.44	(50)					
				Run 2:	Int1:	8.23	(44)	I1-I2:	17.61	(44)	0.60	
					Int2:	25.84	(46)		I2-I3:	21.02	(50)	2.19
					Int3:	46.86	(46)		I3-Fin:	19.65	(44)	4.45
					Fin:	1:06.51	(46)					
				Total:	Int1:	1:15.67	(44)			6.72		
					Int2:	1:33.28	(44)			8.06		
					Int3:	1:54.30	(44)			10.10		
					Fin:	2:13.95	(44)			11.98		
				45	53	GASUNA Lelde	LAT	Run 1:	Int1:	7.83	(54)	I1-I2:
Int2:	27.61	(54)	I2-I3:						21.37	(49)	3.14	
Int3:	48.98	(52)	I3-Fin:						18.54	(49)	5.56	
Fin:	1:07.52	(51)										
Run 2:	Int1:	8.65	(54)					I1-I2:	17.62	(45)	1.02	
	Int2:	26.27	(48)						I2-I3:	20.74	(46)	2.62
	Int3:	47.01	(48)						I3-Fin:	19.46	(41)	4.60
	Fin:	1:06.47	(45)									
Total:	Int1:	1:16.17	(47)							7.22		
	Int2:	1:33.79	(46)							8.57		
	Int3:	1:54.53	(46)							10.33		
	Fin:	2:13.99	(45)							12.02		
46	56	GRIGG Eliza	NZL					Run 1:	Int1:	7.59	(39)	I1-I2:
				Int2:	27.13	(48)	I2-I3:		21.86	(56)	2.66	
				Int3:	48.99	(53)	I3-Fin:		18.75	(52)	5.57	
				Fin:	1:07.74	(54)						
				Run 2:	Int1:	8.12	(39)	I1-I2:	17.62	(45)	0.49	
					Int2:	25.74	(43)		I2-I3:	20.89	(48)	2.09
					Int3:	46.63	(44)		I3-Fin:	19.67	(45)	4.22
					Fin:	1:06.30	(44)					
				Total:	Int1:	1:15.86	(45)			6.91		
					Int2:	1:33.48	(45)			8.26		
					Int3:	1:54.37	(45)			10.17		
					Fin:	2:14.04	(46)			12.07		
				47	59	VANREUSEL Kim Salomon	BEL	Run 1:	Int1:	7.63	(43)	I1-I2:
Int2:	27.30	(52)	I2-I3:						21.62	(53)	2.83	
Int3:	48.92	(51)	I3-Fin:						18.81	(54)	5.50	
Fin:	1:07.73	(53)										
Run 2:	Int1:	8.31	(46)					I1-I2:	18.06	(50)	0.68	
	Int2:	26.37	(50)						I2-I3:	20.63	(45)	2.72
	Int3:	47.00	(47)						I3-Fin:	19.85	(47)	4.59
	Fin:	1:06.85	(48)									
Total:	Int1:	1:16.04	(46)							7.09		
	Int2:	1:34.10	(47)							8.88		
	Int3:	1:54.73	(47)							10.53		
	Fin:	2:14.58	(47)							12.61		

PERFORMANCE ANALYSIS BY RANK

Number of Competitors: 54 Number of NSA: 30

Rank	Bib	Name Ski	NSA Code	Pos	Positions			Partials		Difference Time		
					Time	Rank	Pos	Time	Rank			
48	52	SHKANOVA Maria Augment	BLR	Run 1:	Int1:	7.95	(58)	I1-I2:	19.79	(55)	0.70	
					Int2:	27.74	(55)		I2-I3:	21.40	(50)	3.27
					Int3:	49.14	(54)		I3-Fin:	18.56	(50)	5.72
					Fin:	1:07.70	(52)					6.79
				Run 2:	Int1:	8.56	(52)	I1-I2:	18.23	(51)	0.93	
					Int2:	26.79	(52)		I2-I3:	20.58	(44)	3.14
					Int3:	47.37	(50)		I3-Fin:	19.73	(46)	4.96
					Fin:	1:07.10	(49)					6.53
				Total:	Int1:	1:16.26	(48)			7.31		
					Int2:	1:34.49	(49)			9.27		
					Int3:	1:55.07	(48)			10.87		
					Fin:	2:14.80	(48)			12.83		
				49	63	FRIDGEIRSDOTTIR Holmfridur Dora	ISL	Run 1:	Int1:	7.82	(53)	I1-I2:
Int2:	27.59	(53)	I2-I3:						21.98	(58)	3.12	
Int3:	49.57	(56)	I3-Fin:						19.04	(57)	6.15	
Fin:	1:08.61	(56)									7.70	
Run 2:	Int1:	8.18	(42)					I1-I2:	17.62	(45)	0.55	
	Int2:	25.80	(45)						I2-I3:	21.04	(51)	2.15
	Int3:	46.84	(45)						I3-Fin:	19.96	(48)	4.43
	Fin:	1:06.80	(47)									6.23
Total:	Int1:	1:16.79	(50)							7.84		
	Int2:	1:34.41	(48)							9.19		
	Int3:	1:55.45	(49)							11.25		
	Fin:	2:15.41	(49)							13.44		
50	57	CLERC Mialitiana	MAD					Run 1:	Int1:	7.71	(49)	I1-I2:
				Int2:	27.84	(56)	I2-I3:		21.56	(51)	3.37	
				Int3:	49.40	(55)	I3-Fin:		18.97	(56)	5.98	
				Fin:	1:08.37	(55)					7.46	
				Run 2:	Int1:	8.36	(47)	I1-I2:	17.88	(48)	0.73	
					Int2:	26.24	(47)		I2-I3:	21.21	(52)	2.59
					Int3:	47.45	(51)		I3-Fin:	20.64	(53)	5.04
					Fin:	1:08.09	(52)					7.52
				Total:	Int1:	1:16.73	(49)			7.78		
					Int2:	1:34.61	(50)			9.39		
					Int3:	1:55.82	(50)			11.62		
					Fin:	2:16.46	(50)			14.49		
				51	66	GASUNA Evelina	LAT	Run 1:	Int1:	8.04	(63)	I1-I2:
Int2:	28.29	(59)	I2-I3:						22.09	(60)	3.82	
Int3:	50.38	(58)	I3-Fin:						18.78	(53)	6.96	
Fin:	1:09.16	(57)									8.25	
Run 2:	Int1:	8.38	(49)					I1-I2:	18.23	(51)	0.75	
	Int2:	26.61	(51)						I2-I3:	20.96	(49)	2.96
	Int3:	47.57	(52)						I3-Fin:	19.99	(49)	5.16
	Fin:	1:07.56	(51)									6.99
Total:	Int1:	1:17.54	(51)							8.59		
	Int2:	1:35.77	(51)							10.55		
	Int3:	1:56.73	(52)							12.53		
	Fin:	2:16.72	(51)							14.75		



ARE 2019

FIS ALPINE WORLD SKI CHAMPIONSHIPS SWEDEN



SKISTAR FIS ALPINE WORLD SKI CHAMPIONSHIPS 2019



Åre (SWE)



Ladies' Giant Slalom

THU 14 FEB 2019

Start Time : 18:00

PERFORMANCE ANALYSIS BY BIB

Number of Competitors: 98 Number of NSA: 47

Bib	Name Ski	NSA Code	Positions			Partial		Difference Time		
			Pos	Time	Rank	Pos	Time		Rank	
1	MOWINCKEL Ragnhild Head	NOR	Run 1:	Int1:	7.44	(21)	I1-I2:	17.70	(4)	0.19
				Int2:	25.14	(5)	I2-I3:	19.38	(4)	0.67
				Int3:	44.52	(4)	I3-Fin:	16.76	(1)	1.10
				Fin:	1:01.28	(3)				0.37
			Run 2:	Int1:	7.84	(11)	I1-I2:	16.43	(22)	0.21
				Int2:	24.27	(21)	I2-I3:	18.72	(3)	0.62
				Int3:	42.99	(9)	I3-Fin:	18.20	(10)	0.58
				Fin:	1:01.19	(8)				0.62
			Total:	Int1:	1:09.12	(4)				0.17
				Int2:	1:25.55	(4)				0.33
				Int3:	1:44.27	(3)				0.07
				Fin:	2:02.47	(4)				0.50
			2	SHIFFRIN Mikaela Atomic	USA	Run 1:	Int1:	7.41	(15)	I1-I2:
Int2:	25.12	(4)					I2-I3:	19.45	(5)	0.65
Int3:	44.57	(5)					I3-Fin:	16.78	(2)	1.15
Fin:	1:01.35	(4)								0.44
Run 2:	Int1:	7.75				(3)	I1-I2:	16.28	(15)	0.12
	Int2:	24.03				(13)	I2-I3:	18.94	(10)	0.38
	Int3:	42.97				(8)	I3-Fin:	18.03	(3)	0.56
	Fin:	1:01.00				(6)				0.43
Total:	Int1:	1:09.10				(3)				0.15
	Int2:	1:25.38				(3)				0.16
	Int3:	1:44.32				(4)				0.12
	Fin:	2:02.35				(3)				0.38
3	REBENSBURG Viktoria Stoekli	GER				Run 1:	Int1:	7.25	(1)	I1-I2:
			Int2:	24.60	(3)		I2-I3:	19.20	(2)	0.38
			Int3:	43.80	(2)		I3-Fin:	17.11	(8)	
			Fin:	1:00.91	(1)					
			Run 2:	Int1:	7.83	(10)	I1-I2:	16.11	(10)	0.20
				Int2:	23.94	(7)	I2-I3:	18.95	(11)	0.29
				Int3:	42.89	(6)	I3-Fin:	18.31	(16)	0.48
				Fin:	1:01.20	(9)				0.63
			Total:	Int1:	1:08.74	(1)				-0.21
				Int2:	1:24.85	(1)				-0.37
				Int3:	1:43.80	(1)				-0.40
				Fin:	2:02.11	(2)				0.14



Number of Competitors: 98 Number of NSA: 47

Bib	Name Ski	NSA Code	Pos	Positions			Partials		Difference Time		
				Time	Rank	Pos	Time	Rank			
4	VLHOVA Petra Rossignol	SVK	Run 1:	Int1:	7.26	(3)	I1-I2:	17.21	(2)	0.01	
				Int2:	24.47	(1)		I2-I3:	18.95		(1)
				Int3:	43.42	(1)		I3-Fin:	17.68		(26)
				Fin:	1:01.10	(2)					
			Run 2:	Int1:	7.85	(12)	I1-I2:	16.27	(14)	0.22	
				Int2:	24.12	(16)		I2-I3:	18.98		(13)
				Int3:	43.10	(13)		I3-Fin:	17.77		(1)
				Fin:	1:00.87	(3)					
			Total:	Int1:	1:08.95	(2)	0.00				
				Int2:	1:25.22	(2)					
				Int3:	1:44.20	(2)					
				Fin:	2:01.97	(1)					
			5	WORLEY Tessa Rossignol	FRA	Run 1:	Int1:	7.33	(6)	I1-I2:	17.16
Int2:	24.49	(2)					I2-I3:	19.35	(3)		
Int3:	43.84	(3)					I3-Fin:	17.80	(31)		
Fin:	1:01.64	(5)									
Run 2:	Int1:	7.99				(34)	I1-I2:	16.44	(24)	0.36	
	Int2:	24.43				(26)		I2-I3:	18.91		(9)
	Int3:	43.34				(17)		I3-Fin:	18.08		(5)
	Fin:	1:01.42				(12)					
Total:	Int1:	1:09.63				(6)	0.68				
	Int2:	1:26.07				(7)					
	Int3:	1:44.98				(6)					
	Fin:	2:03.06				(6)					
6	HOLDENER Wendy Head	SUI				Run 1:	Int1:	7.49	(31)	I1-I2:	18.02
			Int2:	25.51	(15)		I2-I3:	19.67	(8)		
			Int3:	45.18	(9)		I3-Fin:	17.48	(15)		
			Fin:	1:02.66	(10)						
			Run 2:	Int1:	7.80	(6)	I1-I2:	16.43	(22)	0.17	
				Int2:	24.23	(18)		I2-I3:	19.50		(31)
				Int3:	43.73	(26)		I3-Fin:	18.28		(14)
				Fin:	1:02.01	(22)					
			Total:	Int1:	1:10.46	(11)	1.51				
				Int2:	1:26.89	(11)					
				Int3:	1:46.39	(14)					
				Fin:	2:04.67	(15)					
			7	BRIGNONE Federica Rossignol	ITA	Run 1:	Int1:	7.48	(30)	I1-I2:	17.82
Int2:	25.30	(8)					I2-I3:	19.63	(7)		
Int3:	44.93	(7)					I3-Fin:	16.93	(3)		
Fin:	1:01.86	(7)									
Run 2:	Int1:	7.82				(7)	I1-I2:	16.14	(13)	0.19	
	Int2:	23.96				(11)		I2-I3:	18.84		(8)
	Int3:	42.80				(5)		I3-Fin:	18.18		(9)
	Fin:	1:00.98				(5)					
Total:	Int1:	1:09.68				(7)	0.73				
	Int2:	1:25.82				(5)					
	Int3:	1:44.66				(5)					
	Fin:	2:02.84				(5)					

Number of Competitors: 98 Number of NSA: 47

Bib	Name Ski	NSA Code	Pos	Positions			Partials		Difference Time					
				Time	Rank	Pos	Time	Rank						
8	HECTOR Sara Head	SWE	Run 1:	Int1:	7.27	(4)	I1-I2:	18.15	(15)	0.02				
				Int2:	25.42	(12)					I2-I3:	19.72	(10)	0.95
				Int3:	45.14	(8)					I3-Fin:	17.83	(32)	1.72
				Fin:	1:02.97	(15)								2.06
			Run 2:	Int1:	7.91	(24)	I1-I2:	16.33	(17)	0.28				
				Int2:	24.24	(20)					I2-I3:	18.48	(1)	0.59
				Int3:	42.72	(3)					I3-Fin:	18.22	(13)	0.31
				Fin:	1:00.94	(4)								0.37
			Total:	Int1:	1:10.88	(15)	1.93							
				Int2:	1:27.21	(14)		1.99						
				Int3:	1:45.69	(9)		1.49						
				Fin:	2:03.91	(7)		1.94						
			9	HAASER Ricarda Fischer	AUT	Run 1:	Int1:	7.47	(27)	I1-I2:	18.07	(13)	0.22	
Int2:	25.54	(16)					I2-I3:	19.87	(13)					1.07
Int3:	45.41	(14)					I3-Fin:	17.25	(12)					1.99
Fin:	1:02.66	(10)												1.75
Run 2:	Int1:	7.63				(1)	I1-I2:	16.73	(31)	0.71				
	Int2:	24.36				(24)					I2-I3:	19.25	(21)	1.20
	Int3:	43.61				(22)					I3-Fin:	18.40	(19)	1.44
	Fin:	1:02.01				(22)								1.34
Total:	Int1:	1:10.29				(8)	1.80							
	Int2:	1:27.02				(13)		2.07						
	Int3:	1:46.27				(13)		2.70						
	Fin:	2:04.67				(15)		2.07						
10	LIENSBERGER Katharina Rossignol	AUT				Run 1:	Int1:	7.43	(18)	I1-I2:	18.45	(28)	0.18	
			Int2:	25.88	(26)		I2-I3:	19.86	(12)					1.41
			Int3:	45.74	(18)		I3-Fin:	17.08	(5)					2.32
			Fin:	1:02.82	(14)									1.91
			Run 2:	Int1:	8.04	(40)	I1-I2:	17.13	(39)	0.41				
				Int2:	25.17	(42)					I2-I3:	18.64	(2)	1.52
				Int3:	43.81	(28)					I3-Fin:	17.83	(2)	1.40
				Fin:	1:01.64	(14)								1.07
			Total:	Int1:	1:10.86	(14)	1.91							
				Int2:	1:27.99	(27)		2.77						
				Int3:	1:46.63	(20)		2.43						
				Fin:	2:04.46	(12)		2.49						
			11	SCHILD Bernadette Head	AUT	Run 1:	Int1:	7.58	(39)	I1-I2:	17.83	(7)	0.33	
Int2:	25.41	(11)					I2-I3:							0.94
Int3:							I3-Fin:							
Fin:	DNF													
Total:	DNF													
12	HROVAT Meta Salomon	SLO	Run 1:	Int1:	7.38	(11)	I1-I2:	18.35	(21)	0.13				
				Int2:	25.73	(20)					I2-I3:	19.95	(16)	1.26
				Int3:	45.68	(16)					I3-Fin:	17.10	(7)	2.26
				Fin:	1:02.78	(13)								1.87
			Run 2:	Int1:	7.90	(21)	I1-I2:	16.80	(32)	0.27				
				Int2:	24.70	(33)					I2-I3:	19.04	(17)	1.05
				Int3:	43.74	(27)					I3-Fin:	18.54	(22)	1.33
				Fin:	1:02.28	(26)								1.71
			Total:	Int1:	1:10.68	(13)	1.73							
				Int2:	1:27.48	(19)		2.26						
				Int3:	1:46.52	(17)		2.32						
				Fin:	2:05.06	(22)		3.09						

Åre (SWE)


Ladies' Giant Slalom

THU 14 FEB 2019

PERFORMANCE ANALYSIS BY BIB

Start Time : 18:00

Number of Competitors: 98 Number of NSA: 47

Bib	Name Ski	NSA Code	Pos	Positions			Partials		Difference Time					
				Time	Rank	Pos	Time	Rank						
13	LYSDAHL Kristin Rossignol	NOR	Run 1:	Int1:	7.46	(26)	I1-I2:	18.36	(25)	0.21				
				Int2:	25.82	(23)					I2-I3:	19.98	(18)	1.35
				Int3:	45.80	(19)					I3-Fin:	17.24	(11)	2.38
				Fin:	1:03.04	(17)								2.13
			Run 2:	Int1:	8.00	(35)	I1-I2:	16.45	(26)	0.37				
				Int2:	24.45	(27)					I2-I3:	19.01	(15)	0.80
				Int3:	43.46	(21)					I3-Fin:	18.44	(20)	1.05
				Fin:	1:01.90	(21)								1.33
			Total:	Int1:	1:11.04	(18)	2.09							
				Int2:	1:27.49	(20)		2.27						
				Int3:	1:46.50	(16)		2.30						
				Fin:	2:04.94	(20)		2.97						
			14	HANSDOTTER Frida Rossignol	SWE	Run 1:	Int1:	7.36	(8)	I1-I2:	17.96	(9)	0.11	
Int2:	25.32	(9)					I2-I3:	19.95	(16)					0.85
Int3:	45.27	(11)					I3-Fin:	17.46	(14)					1.85
Fin:	1:02.73	(12)												1.82
Run 2:	Int1:	7.82				(7)	I1-I2:	16.13	(12)	0.19				
	Int2:	23.95				(10)					I2-I3:	18.96	(12)	0.30
	Int3:	42.91				(7)					I3-Fin:	18.76	(25)	0.50
	Fin:	1:01.67				(15)								1.10
Total:	Int1:	1:10.55				(12)	1.60							
	Int2:	1:26.68				(8)		1.46						
	Int3:	1:45.64				(8)		1.44						
	Fin:	2:04.40				(11)		2.43						
15	BASSINO Marta Salomon	ITA				Run 1:	Int1:	7.39	(12)	I1-I2:	18.10	(14)	0.14	
			Int2:	25.49	(13)		I2-I3:	19.69	(9)					1.02
			Int3:	45.18	(9)		I3-Fin:	17.28	(13)					1.76
			Fin:	1:02.46	(8)									1.55
			Run 2:	Int1:	7.91	(24)	I1-I2:	16.31	(16)	0.28				
				Int2:	24.22	(17)					I2-I3:	19.41	(27)	0.57
				Int3:	43.63	(23)					I3-Fin:	18.44	(20)	1.22
				Fin:	1:02.07	(24)								1.50
			Total:	Int1:	1:10.37	(9)	1.42							
				Int2:	1:26.68	(8)		1.46						
				Int3:	1:46.09	(11)		1.89						
				Fin:	2:04.53	(13)		2.56						
			16	GUT-BEHRAMI Lara Head	SUI	Run 1:	Int1:	7.55	(36)	I1-I2:	18.63	(33)	0.30	
Int2:	26.18	(34)					I2-I3:	19.88	(14)					1.71
Int3:	46.06	(24)					I3-Fin:	17.19	(10)					2.64
Fin:	1:03.25	(19)												2.34
Run 2:	Int1:	8.03				(39)	I1-I2:	16.39	(20)	0.40				
	Int2:	24.42				(25)					I2-I3:	18.99	(14)	0.77
	Int3:	43.41				(20)					I3-Fin:	18.38	(17)	1.00
	Fin:	1:01.79				(18)								1.22
Total:	Int1:	1:11.28				(20)	2.33							
	Int2:	1:27.67				(23)		2.45						
	Int3:	1:46.66				(21)		2.46						
	Fin:	2:05.04				(21)		3.07						



Åre (SWE)

Ladies' Giant Slalom

THU 14 FEB 2019

PERFORMANCE ANALYSIS BY BIB

Start Time : 18:00

Number of Competitors: 98 Number of NSA: 47

Bib	Name Ski	NSA Code	Pos	Positions			Partials		Difference Time					
				Time	Rank	Pos	Time	Rank						
17	GOGGIA Sofia Atomic	ITA	Run 1:	Int1:	7.41	(15)	I1-I2:	17.85	(8)	0.16				
				Int2:	25.26	(6)					I2-I3:	19.49	(6)	0.79
				Int3:	44.75	(6)					I3-Fin:	17.07	(4)	1.33
				Fin:	1:01.82	(6)								0.91
			Run 2:	Int1:	7.73	(2)	I1-I2:	16.36	(19)	0.10				
				Int2:	24.09	(15)					I2-I3:			0.44
				Int3:							I3-Fin:			
				Fin:	DNF									
			Total:	Int1:	1:09.55	(5)				0.60				
				Int2:	1:25.91	(6)				0.69				
				Int3:										
						Fin:								
			18	STJERNESUND Thea Louise Rossignol	NOR	Run 1:	Int1:	7.53	(35)	I1-I2:	18.35	(21)	0.28	
Int2:	25.88	(26)					I2-I3:	20.00	(19)					1.41
Int3:	45.88	(21)					I3-Fin:	17.09	(6)					2.46
Fin:	1:02.97	(15)												2.06
Run 2:	Int1:	8.01				(37)	I1-I2:	16.65	(28)	0.38				
	Int2:	24.66				(31)					I2-I3:	19.04	(17)	1.01
	Int3:	43.70				(25)					I3-Fin:	18.17	(8)	1.29
	Fin:	1:01.87				(20)								1.30
Total:	Int1:	1:10.98				(17)				2.03				
	Int2:	1:27.63				(22)				2.41				
	Int3:	1:46.67				(22)				2.47				
						Fin:	2:04.84	(18)		2.87				
19	GAGNON Marie-Michele Rossignol	CAN				Run 1:	Int1:	7.45	(23)	I1-I2:	18.28	(20)	0.20	
			Int2:	25.73	(20)		I2-I3:	20.00	(19)					1.26
			Int3:	45.73	(17)		I3-Fin:	17.63	(24)					2.31
			Fin:	1:03.36	(20)									2.45
			Run 2:	Int1:	7.89	(18)	I1-I2:	16.34	(18)	0.26				
				Int2:	24.23	(18)					I2-I3:	19.42	(28)	0.58
				Int3:	43.65	(24)					I3-Fin:	18.20	(10)	1.24
				Fin:	1:01.85	(19)								1.28
			Total:	Int1:	1:11.25	(19)				2.30				
				Int2:	1:27.59	(21)				2.37				
				Int3:	1:47.01	(25)				2.81				
						Fin:	2:05.21	(23)		3.24				
			20	TRUPPE Katharina Fischer	AUT	Run 1:	Int1:	7.32	(5)	I1-I2:	17.97	(10)	0.07	
Int2:	25.29	(7)					I2-I3:	20.35	(33)					0.82
Int3:	45.64	(15)					I3-Fin:	17.88	(36)					2.22
Fin:	1:03.52	(24)												2.61
Run 2:	Int1:	7.91				(24)	I1-I2:	16.44	(24)	0.28				
	Int2:	24.35				(23)					I2-I3:	19.03	(16)	0.70
	Int3:	43.38				(18)					I3-Fin:	18.38	(17)	0.97
	Fin:	1:01.76				(17)								1.19
Total:	Int1:	1:11.43				(24)				2.48				
	Int2:	1:27.87				(26)				2.65				
	Int3:	1:46.90				(24)				2.70				
						Fin:	2:05.28	(24)		3.31				

Number of Competitors: 98 Number of NSA: 47

Bib	Name Ski	NSA Code	Pos	Positions			Partials		Difference Time					
				Time	Rank	Pos	Time	Rank						
21	FRASSE SOMBET Coralie Head	FRA	Run 1:	Int1:	7.39	(12)	I1-I2:	18.17	(16)	0.14				
				Int2:	25.56	(17)					I2-I3:	19.83	(11)	1.09
				Int3:	45.39	(13)					I3-Fin:	17.17	(9)	1.97
				Fin:	1:02.56	(9)								1.65
			Run 2:	Int1:	7.87	(16)	I1-I2:	16.41	(21)	0.24				
				Int2:	24.28	(22)					I2-I3:	18.77	(5)	0.63
				Int3:	43.05	(11)					I3-Fin:	18.63	(24)	0.64
				Fin:	1:01.68	(16)								1.11
			Total:	Int1:	1:10.43	(10)	1.48							
				Int2:	1:26.84	(10)		1.62						
				Int3:	1:45.61	(7)		1.41						
				Fin:	2:04.24	(9)		2.27						
			22	HAUGEN Kristine Gjelsten Rossignol	NOR	Run 1:	Int1:	7.47	(27)	I1-I2:	18.53	(30)	0.22	
Int2:	26.00	(30)					I2-I3:	20.29	(30)					1.53
Int3:	46.29	(28)					I3-Fin:	17.96	(38)					2.87
Fin:	1:04.25	(32)												3.34
Run 2:	Int1:	8.00				(35)	I1-I2:	17.08	(38)	0.37				
	Int2:	25.08				(39)					I2-I3:	19.52	(33)	1.43
	Int3:	44.60				(34)					I3-Fin:			2.19
	Fin:	DNF												
Total:	Int1:	1:12.25				(34)	3.30							
	Int2:	1:29.33				(35)		4.11						
	Int3:	1:48.85				(32)		4.65						
	Fin:													
23	MARSAGLIA Francesca Salomon	ITA				Run 1:	Int1:	7.35	(7)	I1-I2:	18.70	(35)	0.10	
			Int2:	26.05	(31)		I2-I3:	20.22	(23)					1.58
			Int3:	46.27	(27)		I3-Fin:	17.85	(34)					2.85
			Fin:	1:04.12	(29)									3.21
			Run 2:	Int1:	7.96	(33)	I1-I2:	16.04	(7)	0.33				
				Int2:	24.00	(12)					I2-I3:			0.35
				Int3:							I3-Fin:			
				Fin:	DNF									
			Total:	Int1:	1:12.08	(28)	3.13							
				Int2:	1:28.12	(29)		2.90						
				Int3:										
				Fin:										
			24	TILLEY Alex Head	GBR	Run 1:	Int1:	7.55	(36)	I1-I2:	18.44	(27)	0.30	
Int2:	25.99	(29)					I2-I3:	20.12	(21)					1.52
Int3:	46.11	(25)					I3-Fin:	17.76	(28)					2.69
Fin:	1:03.87	(26)												2.96
Run 2:	Int1:	7.92				(28)	I1-I2:	15.96	(4)	0.29				
	Int2:	23.88				(3)					I2-I3:	19.35	(24)	0.23
	Int3:	43.23				(16)					I3-Fin:			0.82
	Fin:	DNF												
Total:	Int1:	1:11.79				(26)	2.84							
	Int2:	1:27.75				(24)		2.53						
	Int3:	1:47.10				(26)		2.90						
	Fin:													

Number of Competitors: 98 Number of NSA: 47

Bib	Name Ski	NSA Code	Pos	Positions			Partials		Difference Time					
				Time	Rank	Pos	Time	Rank						
25	ELLENBERGER Andrea Stoeckli	SUI	Run 1:	Int1:	7.39	(12)	I1-I2:	17.98	(11)	0.14				
				Int2:	25.37	(10)					I2-I3:	19.93	(15)	0.90
				Int3:	45.30	(12)					I3-Fin:	17.75	(27)	1.88
				Fin:	1:03.05	(18)								2.14
			Run 2:	Int1:	7.88	(17)	I1-I2:	16.02	(5)	0.25				
				Int2:	23.90	(4)					I2-I3:	18.82	(7)	0.25
				Int3:	42.72	(3)					I3-Fin:	18.62	(23)	0.31
				Fin:	1:01.34	(11)								0.77
			Total:	Int1:	1:10.93	(16)	1.98							
				Int2:	1:26.95	(12)		1.73						
				Int3:	1:45.77	(10)		1.57						
				Fin:	2:04.39	(10)		2.42						
			26	TOMMY Mikaela Dynastar	CAN	Run 1:	Int1:	7.51	(33)	I1-I2:	18.35	(21)	0.26	
Int2:	25.86	(25)					I2-I3:	20.25	(25)					1.39
Int3:	46.11	(25)					I3-Fin:	17.56	(19)					2.69
Fin:	1:03.67	(25)												2.76
Run 2:	Int1:	7.86				(14)	I1-I2:	15.79	(2)	0.23				
	Int2:	23.65				(1)					I2-I3:	19.43	(29)	0.67
	Int3:	43.08				(12)					I3-Fin:	19.39	(39)	1.90
	Fin:	1:02.47				(27)								
Total:	Int1:	1:11.53				(25)	2.58							
	Int2:	1:27.32				(15)		2.10						
	Int3:	1:46.75				(23)		2.55						
	Fin:	2:06.14				(26)		4.17						
27	GASIENICA-DANIEL Maryna Atomic	POL				Run 1:	Int1:	7.52	(34)	I1-I2:	18.46	(29)	0.27	
			Int2:	25.98	(28)		I2-I3:	20.71	(39)					1.51
			Int3:	46.69	(34)		I3-Fin:	17.65	(25)					3.27
			Fin:	1:04.34	(36)									3.43
			Run 2:	Int1:	7.92	(28)	I1-I2:	16.70	(30)	0.29				
				Int2:	24.62	(30)					I2-I3:	20.32	(44)	0.97
				Int3:	44.94	(38)					I3-Fin:	18.89	(30)	2.53
				Fin:	1:03.83	(35)								3.26
			Total:	Int1:	1:12.26	(35)	3.31							
				Int2:	1:28.96	(32)		3.74						
				Int3:	1:49.28	(34)		5.08						
				Fin:	2:08.17	(32)		6.20						
			28	DIREZ Clara Dynastar	FRA	Run 1:	Int1:	7.43	(18)	I1-I2:	18.25	(18)	0.18	
Int2:	25.68	(18)					I2-I3:	20.26	(27)					1.21
Int3:	45.94	(23)					I3-Fin:	17.48	(15)					2.52
Fin:	1:03.42	(22)												2.51
Run 2:	Int1:	7.89				(18)	I1-I2:	16.05	(8)	0.26				
	Int2:	23.94				(7)					I2-I3:	18.77	(5)	0.29
	Int3:	42.71				(2)					I3-Fin:	18.05	(4)	0.30
	Fin:	1:00.76				(2)								0.19
Total:	Int1:	1:11.31				(23)	2.36							
	Int2:	1:27.36				(17)		2.14						
	Int3:	1:46.13				(12)		1.93						
	Fin:	2:04.18				(8)		2.21						

Number of Competitors: 98 Number of NSA: 47

Bib	Name Ski	NSA Code	Pos	Positions			Partials		Difference Time		
				Time	Rank	Pos	Time	Rank			
29	MIRADOLI Romane Dynastar	FRA	Run 1:	Int1:	7.50	(32)	I1-I2:	18.73	(37)	0.25	
				Int2:	26.23	(36)		I2-I3:	20.27	(28)	1.76
				Int3:	46.50	(32)		I3-Fin:	17.56	(19)	3.08
				Fin:	1:04.06	(27)					3.15
			Run 2:	Int1:	7.95	(31)	I1-I2:	16.12	(11)	0.32	
				Int2:	24.07	(14)		I2-I3:	19.05	(19)	0.42
				Int3:	43.12	(14)		I3-Fin:	18.21	(12)	0.71
				Fin:	1:01.33	(10)					0.76
			Total:	Int1:	1:12.01	(27)				3.06	
				Int2:	1:28.13	(30)				2.91	
				Int3:	1:47.18	(27)				2.98	
				Fin:	2:05.39	(25)				3.42	
			30	SCHMOTZ Marlene Fischer	GER	Run 1:	Int1:	7.25	(1)	I1-I2:	18.24
Int2:	25.49	(13)					I2-I3:	20.34	(32)		2.41
Int3:	45.83	(20)					I3-Fin:	17.58	(22)		2.50
Fin:	1:03.41	(21)									
Run 2:	Int1:	7.89				(18)	I1-I2:	16.02	(5)	0.26	
	Int2:	23.91				(5)		I2-I3:	19.26	(22)	0.26
	Int3:	43.17				(15)		I3-Fin:	18.29	(15)	0.76
	Fin:	1:01.46				(13)					0.89
Total:	Int1:	1:11.30				(22)				2.35	
	Int2:	1:27.32				(15)				2.10	
	Int3:	1:46.58				(18)				2.38	
	Fin:	2:04.87				(19)				2.90	
31	O BRIEN Nina Rossignol	USA				Run 1:	Int1:	7.69	(50)	I1-I2:	18.81
			Int2:	26.50	(44)		I2-I3:	20.27	(28)		2.03
			Int3:	46.77	(36)		I3-Fin:	17.56	(19)		3.35
			Fin:	1:04.33	(35)						3.42
			Run 2:	Int1:	7.91	(24)	I1-I2:	16.56	(27)	0.28	
				Int2:	24.47	(28)		I2-I3:	19.51	(32)	0.82
				Int3:	43.98	(30)		I3-Fin:	18.80	(28)	1.57
				Fin:	1:02.78	(29)					2.21
			Total:	Int1:	1:12.24	(33)				3.29	
				Int2:	1:28.80	(31)				3.58	
				Int3:	1:48.31	(29)				4.11	
				Fin:	2:07.11	(28)				5.14	
			32	IGNJATOVIC Nevena Head	SRB	Run 1:	Int1:	7.44	(21)	I1-I2:	19.29
Int2:	26.73	(46)					I2-I3:	21.01	(44)		2.26
Int3:	47.74	(44)					I3-Fin:	18.07	(41)		4.32
Fin:	1:05.81	(44)									4.90
Run 2:	Int1:	8.09				(43)	I1-I2:	17.43	(47)	0.46	
	Int2:	25.52				(45)		I2-I3:	19.54	(35)	1.87
	Int3:	45.06				(41)		I3-Fin:	19.09	(34)	2.65
	Fin:	1:04.15				(38)					3.58
Total:	Int1:	1:13.90				(44)				4.95	
	Int2:	1:31.33				(44)				6.11	
	Int3:	1:50.87				(41)				6.67	
	Fin:	2:09.96				(39)				7.99	

Åre (SWE)


Ladies' Giant Slalom

THU 14 FEB 2019

PERFORMANCE ANALYSIS BY BIB

Start Time : 18:00

Number of Competitors: 98 Number of NSA: 47

Bib	Name Ski	NSA Code	Pos	Positions			Partials		Difference Time					
				Time	Rank	Pos	Time	Rank						
33	JELINKOVA Adriana Atomic	NED	Run 1:	Int1:	7.62	(44)	I1-I2:	18.87	(41)	0.37				
				Int2:	26.49	(43)					I2-I3:	20.21	(22)	2.02
				Int3:	46.70	(35)					I3-Fin:	17.61	(23)	3.28
				Fin:	1:04.31	(34)								3.40
			Run 2:	Int1:	8.07	(42)	I1-I2:	17.05	(37)	0.44				
				Int2:	25.12	(41)					I2-I3:	19.85	(38)	1.47
				Int3:	44.97	(39)					I3-Fin:	19.09	(34)	2.56
				Fin:	1:04.06	(37)								3.49
			Total:	Int1:	1:12.38	(36)	3.43							
				Int2:	1:29.43	(37)		4.21						
				Int3:	1:49.28	(34)		5.08						
				Fin:	2:08.37	(33)		6.40						
			34	ANDO Asa Atomic	JPN	Run 1:	Int1:	7.42	(17)	I1-I2:	18.90	(43)	0.17	
Int2:	26.32	(39)					I2-I3:	20.30	(31)					1.85
Int3:	46.62	(33)					I3-Fin:	17.48	(15)					3.20
Fin:	1:04.10	(28)												3.19
Run 2:	Int1:	8.02				(38)	I1-I2:	15.89	(3)	0.39				
	Int2:	23.91				(5)					I2-I3:	19.48	(30)	0.26
	Int3:	43.39				(19)					I3-Fin:	18.86	(29)	0.98
	Fin:	1:02.25				(25)								1.68
Total:	Int1:	1:12.12				(30)	3.17							
	Int2:	1:28.01				(28)		2.79						
	Int3:	1:47.49				(28)		3.29						
	Fin:	2:06.35				(27)		4.38						
35	STAALNACKE Ylva Voelkl	SWE				Run 1:	Int1:	7.43	(18)	I1-I2:	18.25	(18)	0.18	
			Int2:	25.68	(18)		I2-I3:	20.25	(25)					1.21
			Int3:	45.93	(22)		I3-Fin:	17.49	(18)					2.51
			Fin:	1:03.42	(22)									2.51
			Run 2:	Int1:	7.86	(14)	I1-I2:	16.08	(9)	0.23				
				Int2:	23.94	(7)					I2-I3:	19.07	(20)	0.29
				Int3:	43.01	(10)					I3-Fin:	18.15	(6)	0.60
				Fin:	1:01.16	(7)								0.59
			Total:	Int1:	1:11.28	(20)	2.33							
				Int2:	1:27.36	(17)		2.14						
				Int3:	1:46.43	(15)		2.23						
				Fin:	2:04.58	(14)		2.61						
			36	FJALLSTROEM Magdalena Atomic	SWE	Run 1:	Int1:	7.47	(27)	I1-I2:	18.35	(21)	0.22	
Int2:	25.82	(23)					I2-I3:	20.53	(36)					1.35
Int3:	46.35	(30)					I3-Fin:	17.87	(35)					2.93
Fin:	1:04.22	(31)												3.31
Run 2:	Int1:	7.94				(30)	I1-I2:	16.80	(32)	0.31				
	Int2:	24.74				(34)					I2-I3:	19.40	(26)	1.09
	Int3:	44.14				(31)					I3-Fin:	19.14	(36)	1.73
	Fin:	1:03.28				(30)								2.71
Total:	Int1:	1:12.16				(32)	3.21							
	Int2:	1:28.96				(32)		3.74						
	Int3:	1:48.36				(30)		4.16						
	Fin:	2:07.50				(30)		5.53						

PERFORMANCE ANALYSIS BY BIB

Number of Competitors: 98 Number of NSA: 47

Bib	Name Ski	NSA Code	Pos	Positions			Partials		Difference Time					
				Time	Rank	Pos	Time	Rank						
37	HUDSON Piera Dynastar	NZL	Run 1:	Int1:	7.60	(43)	I1-I2:	18.66	(34)	0.35				
				Int2:	26.26	(37)					I2-I3:	20.77	(40)	1.79
				Int3:	47.03	(39)					I3-Fin:	17.84	(33)	3.61
				Fin:	1:04.87	(38)								3.96
			Run 2:	Int1:	7.75	(3)	I1-I2:	16.91	(34)	0.12				
				Int2:	24.66	(31)					I2-I3:			1.01
				Int3:							I3-Fin:			
				Fin:	DNF									
			Total:	Int1:	1:12.62	(37)					3.67			
				Int2:	1:29.53	(38)					4.31			
				Int3:										
				Fin:										
			38	ROBINSON Alice Voelkl	NZL	Run 1:	Int1:	7.64	(46)	I1-I2:	18.53	(30)	0.39	
Int2:	26.17	(33)					I2-I3:	20.24	(24)					1.70
Int3:	46.41	(31)					I3-Fin:	17.77	(29)					2.99
Fin:	1:04.18	(30)												3.27
Run 2:	Int1:	7.90				(21)	I1-I2:	15.75	(1)	0.27				
	Int2:	23.65				(1)					I2-I3:	18.76	(4)	
	Int3:	42.41				(1)					I3-Fin:	18.16	(7)	
	Fin:	1:00.57				(1)								
Total:	Int1:	1:12.08				(28)					3.13			
	Int2:	1:27.83				(25)					2.61			
	Int3:	1:46.59				(19)					2.39			
	Fin:	2:04.75				(17)					2.78			
39	HONKANEN Riikka Atomic	FIN				Run 1:	Int1:	7.45	(23)	I1-I2:	18.71	(36)	0.20	
			Int2:	26.16	(32)		I2-I3:	20.78	(41)					1.69
			Int3:	46.94	(38)		I3-Fin:	17.78	(30)					3.52
			Fin:	1:04.72	(37)									3.81
			Run 2:	Int1:	7.95	(31)	I1-I2:	16.66	(29)	0.32				
				Int2:	24.61	(29)					I2-I3:	19.36	(25)	0.96
				Int3:	43.97	(29)					I3-Fin:	18.78	(27)	1.56
				Fin:	1:02.75	(28)								2.18
			Total:	Int1:	1:12.67	(38)					3.72			
				Int2:	1:29.33	(35)					4.11			
				Int3:	1:48.69	(31)					4.49			
				Fin:	2:07.47	(29)					5.50			
			40	MOLTZAN Paula Rossignol	USA	Run 1:	Int1:	7.66	(49)	I1-I2:	18.76	(39)	0.41	
Int2:	26.42	(41)					I2-I3:	21.72	(55)					1.95
Int3:	48.14	(46)					I3-Fin:	18.22	(44)					4.72
Fin:	1:06.36	(46)												5.45
Run 2:	Int1:						I1-I2:			0.00				
	Int2:							I2-I3:						
	Int3:							I3-Fin:						
	Fin:	DNS												
Total:	Int1:													
	Int2:													
	Int3:													
	Fin:													

Number of Competitors: 98 Number of NSA: 47

Bib	Name Ski	NSA Code	Pos	Positions			Partials		Difference Time					
				Time	Rank	Pos	Time	Rank						
41	PROKOPYEVA Aleksandra Atomic	RUS	Run 1:	Int1:	7.80	(55)	I1-I2:	19.38	(49)	0.55				
				Int2:	27.18	(52)					I2-I3:	21.27	(48)	2.71
				Int3:	48.45	(49)					I3-Fin:	18.26	(46)	5.03
				Fin:	1:06.71	(49)								5.80
			Run 2:	Int1:	8.14	(45)	I1-I2:	17.48	(48)	0.51				
				Int2:	25.62	(46)					I2-I3:	20.10	(42)	1.97
				Int3:	45.72	(43)					I3-Fin:	20.01	(50)	3.31
				Fin:	1:05.73	(43)								5.16
			Total:	Int1:	1:14.85	(47)				5.90				
				Int2:	1:32.33	(47)					7.11			
				Int3:	1:52.43	(44)					8.23			
				Fin:	2:12.44	(43)					10.47			
			42	CAPOVA Gabriela Augment	CZE	Run 1:	Int1:	7.55	(36)	I1-I2:	19.05	(45)	0.30	
Int2:	26.60	(45)					I2-I3:	21.09	(45)					2.13
Int3:	47.69	(43)					I3-Fin:	17.98	(40)					4.27
Fin:	1:05.67	(43)												4.76
Run 2:	Int1:	8.06				(41)	I1-I2:	16.99	(36)	0.43				
	Int2:	25.05				(38)					I2-I3:	19.88	(39)	1.40
	Int3:	44.93				(37)					I3-Fin:	18.99	(32)	2.52
	Fin:	1:03.92				(36)								3.35
Total:	Int1:	1:13.73				(42)				4.78				
	Int2:	1:30.72				(42)					5.50			
	Int3:	1:50.60				(40)					6.40			
	Fin:	2:09.59				(37)					7.62			
43	PYKALAINEN Erika Atomic	FIN				Run 1:	Int1:	7.45	(23)	I1-I2:	18.74	(38)	0.20	
			Int2:	26.19	(35)		I2-I3:	20.93	(43)					1.72
			Int3:	47.12	(41)		I3-Fin:	18.16	(43)					3.70
			Fin:	1:05.28	(40)									4.37
			Run 2:	Int1:	7.90	(21)	I1-I2:	17.19	(43)	0.27				
				Int2:	25.09	(40)					I2-I3:	19.95	(40)	1.44
				Int3:	45.04	(40)					I3-Fin:	19.48	(43)	2.63
				Fin:	1:04.52	(39)								3.95
			Total:	Int1:	1:13.18	(40)				4.23				
				Int2:	1:30.37	(40)					5.15			
				Int3:	1:50.32	(38)					6.12			
				Fin:	2:09.80	(38)					7.83			
			44	PAULATHOVA Katerina Rossignol	CZE	Run 1:	Int1:	7.36	(8)	I1-I2:	19.02	(44)	0.11	
Int2:	26.38	(40)					I2-I3:							1.91
Int3:							I3-Fin:							
Fin:	DNF													
Total:		DNF												
45	DVORNIK Neja Fischer	SLO	Run 1:	Int1:	7.58	(39)	I1-I2:	18.87	(41)	0.33				
				Int2:	26.45	(42)					I2-I3:	20.61	(38)	1.98
				Int3:	47.06	(40)					I3-Fin:	17.92	(37)	3.64
				Fin:	1:04.98	(39)								4.07
			Run 2:	Int1:	7.75	(3)	I1-I2:	17.24	(44)	0.12				
				Int2:	24.99	(37)					I2-I3:	19.72	(36)	1.34
				Int3:	44.71	(35)					I3-Fin:	19.03	(33)	2.30
				Fin:	1:03.74	(33)								3.17
			Total:	Int1:	1:12.73	(39)				3.78				
				Int2:	1:29.97	(39)					4.75			
				Int3:	1:49.69	(36)					5.49			
				Fin:	2:08.72	(34)					6.75			

Åre (SWE)


Ladies' Giant Slalom

THU 14 FEB 2019

PERFORMANCE ANALYSIS BY BIB

Start Time : 18:00

Number of Competitors: 98 Number of NSA: 47

Bib	Name Ski	NSA Code	Pos	Positions			Partials		Difference Time					
				Time	Rank	Pos	Time	Rank						
46	GASTALDI Nicol	ARG	Run 1:	Int1:	7.64	(46)	I1-I2:	19.49	(52)	0.39				
				Int2:	27.13	(50)					I2-I3:	21.60	(53)	2.66
				Int3:	48.73	(50)					I3-Fin:	18.71	(51)	5.31
				Fin:	1:07.44	(50)								6.53
			Run 2:	Int1:	8.23	(49)	I1-I2:	17.61	(49)	0.60				
				Int2:	25.84	(51)					I2-I3:	21.02	(52)	2.19
				Int3:	46.86	(48)					I3-Fin:	19.65	(44)	4.45
				Fin:	1:06.51	(46)								5.94
			Total:	Int1:	1:15.67	(49)	6.72							
				Int2:	1:33.28	(49)		8.06						
				Int3:	1:54.30	(46)		10.10						
				Fin:	2:13.95	(44)		11.98						
			47	BUCIK Ana Salomon	SLO	Run 1:	Int1:	7.36	(8)	I1-I2:	18.39	(26)	0.11	
Int2:	25.75	(22)					I2-I3:	20.58	(37)					1.28
Int3:	46.33	(29)					I3-Fin:	17.97	(39)					2.91
Fin:	1:04.30	(33)												3.39
Run 2:	Int1:	7.85				(12)	I1-I2:	16.95	(35)	0.22				
	Int2:	24.80				(35)					I2-I3:	19.79	(37)	1.15
	Int3:	44.59				(33)					I3-Fin:	18.76	(25)	2.18
	Fin:	1:03.35				(31)								2.78
Total:	Int1:	1:12.15				(31)	3.20							
	Int2:	1:29.10				(34)		3.88						
	Int3:	1:48.89				(33)		4.69						
	Fin:	2:07.65				(31)		5.68						
48	KOMSIĆ Andrea Atomic	CRO				Run 1:	Int1:	7.65	(48)	I1-I2:	19.44	(51)	0.40	
			Int2:	27.09	(49)		I2-I3:	20.91	(42)					2.62
			Int3:	48.00	(45)		I3-Fin:	18.29	(47)					4.58
			Fin:	1:06.29	(45)									5.38
			Run 2:	Int1:	8.29	(50)	I1-I2:	17.42	(46)	0.66				
				Int2:	25.71	(47)					I2-I3:	20.07	(41)	2.06
				Int3:	45.78	(44)					I3-Fin:	19.27	(37)	3.37
				Fin:	1:05.05	(41)								4.48
			Total:	Int1:	1:14.58	(45)	5.63							
				Int2:	1:32.00	(46)		6.78						
				Int3:	1:52.07	(43)		7.87						
				Fin:	2:11.34	(40)		9.37						
			49	PAU Nuria	ESP	Run 1:	Int1:	7.78	(53)	I1-I2:	18.53	(30)	0.53	
Int2:	26.31	(38)					I2-I3:	20.49	(34)					1.84
Int3:	46.80	(37)					I3-Fin:	18.86	(55)					3.38
Fin:	1:05.66	(42)												4.75
Run 2:	Int1:	8.18				(47)	I1-I2:	17.14	(41)	0.55				
	Int2:	25.32				(44)					I2-I3:	19.53	(34)	1.67
	Int3:	44.85				(36)					I3-Fin:	18.91	(31)	2.44
	Fin:	1:03.76				(34)								3.19
Total:	Int1:	1:13.84				(43)	4.89							
	Int2:	1:30.98				(43)		5.76						
	Int3:	1:50.51				(39)		6.31						
	Fin:	2:09.42				(36)		7.45						

Number of Competitors: 98 Number of NSA: 47

Bib	Name Ski	NSA Code	Pos	Positions			Partials		Difference Time					
				Time	Rank	Pos	Time	Rank						
50	SCHLEPER Sarah Rossignol	MEX	Run 1:	Int1:	7.93	(60)	I1-I2:	19.14	(46)	0.68				
				Int2:	27.07	(48)					I2-I3:	21.11	(47)	2.60
				Int3:	48.18	(47)					I3-Fin:	18.46	(48)	4.76
				Fin:	1:06.64	(48)								5.73
			Run 2:	Int1:	8.36	(52)	I1-I2:	17.40	(45)	0.73				
				Int2:	25.76	(49)					I2-I3:	20.56	(45)	2.11
				Int3:	46.32	(45)					I3-Fin:	19.27	(37)	3.91
				Fin:	1:05.59	(42)								5.02
			Total:	Int1:	1:15.00	(48)	6.05							
				Int2:	1:32.40	(48)		7.18						
				Int3:	1:52.96	(45)		8.76						
				Fin:	2:12.23	(42)		10.26						
			51	BARUZZI FARRIOL Francesca	ARG	Run 1:	Int1:	7.98	(63)	I1-I2:	19.25	(47)	0.73	
Int2:	27.23	(53)					I2-I3:	21.10	(46)					2.76
Int3:	48.33	(48)					I3-Fin:	18.23	(45)					4.91
Fin:	1:06.56	(47)												5.65
Run 2:	Int1:	8.14				(45)	I1-I2:	17.14	(41)	0.51				
	Int2:	25.28				(43)					I2-I3:	20.17	(43)	1.63
	Int3:	45.45				(42)					I3-Fin:	19.46	(41)	3.04
	Fin:	1:04.91				(40)								4.34
Total:	Int1:	1:14.70				(46)	5.75							
	Int2:	1:31.84				(45)		6.62						
	Int3:	1:52.01				(42)		7.81						
	Fin:	2:11.47				(41)		9.50						
52	SHKANOVA Maria Augment	BLR				Run 1:	Int1:	7.95	(61)	I1-I2:	19.79	(57)	0.70	
			Int2:	27.74	(57)		I2-I3:	21.40	(51)					3.27
			Int3:	49.14	(55)		I3-Fin:	18.56	(50)					5.72
			Fin:	1:07.70	(52)									6.79
			Run 2:	Int1:	8.56	(57)	I1-I2:	18.23	(56)	0.93				
				Int2:	26.79	(57)					I2-I3:	20.58	(46)	3.14
				Int3:	47.37	(52)					I3-Fin:	19.73	(46)	4.96
				Fin:	1:07.10	(49)								6.53
			Total:	Int1:	1:16.26	(53)	7.31							
				Int2:	1:34.49	(54)		9.27						
				Int3:	1:55.07	(50)		10.87						
				Fin:	2:14.80	(48)		12.83						
			53	GASUNA Lelde	LAT	Run 1:	Int1:	7.83	(57)	I1-I2:	19.78	(56)	0.58	
Int2:	27.61	(56)					I2-I3:	21.37	(50)					3.14
Int3:	48.98	(52)					I3-Fin:	18.54	(49)					5.56
Fin:	1:07.52	(51)												6.61
Run 2:	Int1:	8.65				(59)	I1-I2:	17.62	(50)	1.02				
	Int2:	26.27				(53)					I2-I3:	20.74	(48)	2.62
	Int3:	47.01				(50)					I3-Fin:	19.46	(41)	4.60
	Fin:	1:06.47				(45)								5.90
Total:	Int1:	1:16.17				(52)	7.22							
	Int2:	1:33.79				(51)		8.57						
	Int3:	1:54.53				(48)		10.33						
	Fin:	2:13.99				(45)		12.02						
54	ANDERSON Jessica	GBR				Run 1:	Int1:	7.74	(52)	I1-I2:	20.01	(58)	0.49	
			Int2:	27.75	(58)		I2-I3:	21.28	(49)					3.28
			Int3:	49.03	(54)		I3-Fin:							5.61
			Fin:	DNF										
			Total:	Int1:	7.74	(52)	DNF							
				Int2:	27.75	(58)								

Number of Competitors: 98 Number of NSA: 47

Bib	Name Ski	NSA Code	Pos	Positions			Partials		Difference Time					
				Time	Rank	Pos	Time	Rank						
55	TKACHENKO Ekaterina Atomic	RUS	Run 1:	Int1:	7.59	(41)	I1-I2:	19.41	(50)	0.34				
				Int2:	27.00	(47)					I2-I3:	20.50	(35)	2.53
				Int3:	47.50	(42)					I3-Fin:	18.11	(42)	4.08
				Fin:	1:05.61	(41)								4.70
			Run 2:	Int1:	7.82	(7)	I1-I2:	17.13	(39)	0.19				
				Int2:	24.95	(36)					I2-I3:	19.28	(23)	1.30
				Int3:	44.23	(32)					I3-Fin:	19.45	(40)	1.82
				Fin:	1:03.68	(32)								3.11
			Total:	Int1:	1:13.43	(41)	4.48							
				Int2:	1:30.56	(41)		5.34						
				Int3:	1:49.84	(37)		5.64						
				Fin:	2:09.29	(35)		7.32						
			56	GRIGG Eliza	NZL	Run 1:	Int1:	7.59	(41)	I1-I2:	19.54	(53)	0.34	
Int2:	27.13	(50)					I2-I3:	21.86	(57)					2.66
Int3:	48.99	(53)					I3-Fin:	18.75	(52)					5.57
Fin:	1:07.74	(54)												6.83
Run 2:	Int1:	8.12				(44)	I1-I2:	17.62	(50)	0.49				
	Int2:	25.74				(48)					I2-I3:	20.89	(50)	2.09
	Int3:	46.63				(46)					I3-Fin:	19.67	(45)	4.22
	Fin:	1:06.30				(44)								5.73
Total:	Int1:	1:15.86				(50)	6.91							
	Int2:	1:33.48				(50)		8.26						
	Int3:	1:54.37				(47)		10.17						
	Fin:	2:14.04				(46)		12.07						
57	CLERC Mialitiana	MAD				Run 1:	Int1:	7.71	(51)	I1-I2:	20.13	(59)	0.46	
			Int2:	27.84	(59)		I2-I3:	21.56	(52)					3.37
			Int3:	49.40	(56)		I3-Fin:	18.97	(56)					5.98
			Fin:	1:08.37	(55)									7.46
			Run 2:	Int1:	8.36	(52)	I1-I2:	17.88	(53)	0.73				
				Int2:	26.24	(52)					I2-I3:	21.21	(54)	2.59
				Int3:	47.45	(53)					I3-Fin:	20.64	(53)	5.04
				Fin:	1:08.09	(52)								7.52
			Total:	Int1:	1:16.73	(54)	7.78							
				Int2:	1:34.61	(55)		9.39						
				Int3:	1:55.82	(52)		11.62						
				Fin:	2:16.46	(50)		14.49						
			58	TSIKLAURI Nino	GEO	Run 1:	Int1:	7.79	(54)	I1-I2:	20.28	(62)	0.54	
Int2:	28.07	(60)					I2-I3:	21.77	(56)					3.60
Int3:	49.84	(58)					I3-Fin:	19.69	(63)					6.42
Fin:	1:09.53	(58)												8.62
Run 2:	Int1:	8.39				(55)	I1-I2:	17.88	(53)	0.76				
	Int2:	26.27				(53)					I2-I3:	20.88	(49)	2.62
	Int3:	47.15				(51)					I3-Fin:	20.12	(51)	4.74
	Fin:	1:07.27				(50)								6.70
Total:	Int1:	1:17.92				(57)	8.97							
	Int2:	1:35.80				(57)		10.58						
	Int3:	1:56.68				(53)		12.48						
	Fin:	2:16.80				(52)		14.83						

Number of Competitors: 98 Number of NSA: 47

Bib	Name Ski	NSA Code	Pos	Positions			Partials		Difference Time				
				Time	Rank	Pos	Time	Rank					
59	VANREUSEL Kim Salomon	BEL	Run 1:	Int1:	7.63	(45)	I1-I2:	19.67	(54)	0.38			
				Int2:	27.30	(54)		I2-I3:	21.62	(54)	2.83		
				Int3:	48.92	(51)		I3-Fin:	18.81	(54)	5.50		
				Fin:	1:07.73	(53)					6.82		
			Run 2:	Int1:	8.31	(51)	I1-I2:	18.06	(55)	0.68			
				Int2:	26.37	(55)				I2-I3:	20.63	(47)	2.72
				Int3:	47.00	(49)				I3-Fin:	19.85	(47)	4.59
				Fin:	1:06.85	(48)							6.28
			Total:	Int1:	1:16.04	(51)			7.09				
				Int2:	1:34.10	(52)			8.88				
				Int3:	1:54.73	(49)			10.53				
				Fin:	2:14.58	(47)			12.61				
			60	ARBEZ Tess	IRL	Run 1:	Int1:	8.16	(73)	I1-I2:	20.24	(60)	0.91
Int2:	28.40	(65)					I2-I3:	22.22	(63)		3.93		
Int3:	50.62	(61)					I3-Fin:	19.61	(62)		7.20		
Fin:	1:10.23	(60)									9.32		
Run 2:	Int1:	8.61				(58)	I1-I2:	18.33	(58)	0.98			
	Int2:	26.94				(58)				I2-I3:	21.78	(56)	3.29
	Int3:	48.72				(56)				I3-Fin:	21.12	(54)	6.31
	Fin:	1:09.84				(54)							9.27
Total:	Int1:	1:18.84				(59)			9.89				
	Int2:	1:37.17				(59)			11.95				
	Int3:	1:58.95				(56)			14.75				
	Fin:	2:20.07				(54)			18.10				
61	ABOLTINA Agnese	LAT				Run 1:	Int1:	7.90	(59)	I1-I2:	20.33	(63)	0.65
			Int2:	28.23	(61)		I2-I3:	22.98	(69)		3.76		
			Int3:	51.21	(64)		I3-Fin:	19.88	(66)		7.79		
			Fin:	1:11.09	(64)						10.18		
			Total:	DNQ									
62	EINARSDOTTIR Freydis Halla	ISL	Run 1:	Int1:	8.02	(65)	I1-I2:	20.87	(70)	0.77			
				Int2:	28.89	(68)		I2-I3:	22.02	(60)	4.42		
				Int3:	50.91	(63)		I3-Fin:	19.17	(58)	7.49		
				Fin:	1:10.08	(59)					9.17		
			Run 2:	Int1:	8.48	(56)	I1-I2:	18.55	(59)	0.85			
				Int2:	27.03	(59)				I2-I3:	21.44	(55)	3.38
				Int3:	48.47	(55)				I3-Fin:	20.20	(52)	6.06
				Fin:	1:08.67	(53)							8.10
			Total:	Int1:	1:18.56	(58)			9.61				
				Int2:	1:37.11	(58)			11.89				
				Int3:	1:58.55	(55)			14.35				
				Fin:	2:18.75	(53)			16.78				
			63	FRIDGEIRSDOTTIR Holmfridur Dora	ISL	Run 1:	Int1:	7.82	(56)	I1-I2:	19.77	(55)	0.57
Int2:	27.59	(55)					I2-I3:	21.98	(59)		3.12		
Int3:	49.57	(57)					I3-Fin:	19.04	(57)		6.15		
Fin:	1:08.61	(56)									7.70		
Run 2:	Int1:	8.18				(47)	I1-I2:	17.62	(50)	0.55			
	Int2:	25.80				(50)				I2-I3:	21.04	(53)	2.15
	Int3:	46.84				(47)				I3-Fin:	19.96	(48)	4.43
	Fin:	1:06.80				(47)							6.23
Total:	Int1:	1:16.79				(55)			7.84				
	Int2:	1:34.41				(53)			9.19				
	Int3:	1:55.45				(51)			11.25				
	Fin:	2:15.41				(49)			13.44				

Number of Competitors: 98 Number of NSA: 47

Bib	Name Ski	NSA Code	Pos	Positions			Partials		Difference Time								
				Time	Rank	Pos	Time	Rank									
64	KNYSH OIha	UKR	Run 1:	Int1:	7.87	(58)	I1-I2:	20.48	(66)	3.88							
			Int2:	28.35	(64)	I2-I3:					22.44	(64)					
			Int3:	50.79	(62)	I3-Fin:					19.49	(61)	7.37				
			Fin:	1:10.28	(61)	9.37											
			Total:	DNQ													
65	NI Yueming	CHN	Run 1:	Int1:	8.09	(70)	I1-I2:	22.30	(83)	0.84							
			Int2:	30.39	(81)	I2-I3:					23.93	(78)					
			Int3:	54.32	(77)	I3-Fin:					20.23	(69)	10.90				
			Fin:	1:14.55	(74)	13.64											
			Total:	DNQ													
66	GASUNA Evelina	LAT	Run 1:	Int1:	8.04	(66)	I1-I2:	20.25	(61)	0.79							
			Int2:	28.29	(62)	I2-I3:					22.09	(61)					
			Int3:	50.38	(59)	I3-Fin:					18.78	(53)	6.96				
			Fin:	1:09.16	(57)	8.25											
			Run 2:	Int1:	8.38						(54)	I1-I2:	18.23	(56)	0.75		
			Int2:	26.61	(56)	I2-I3:					20.96					(51)	
			Int3:	47.57	(54)	I3-Fin:					19.99					(49)	5.16
			Fin:	1:07.56	(51)	6.99											
			Total:	Int1:	1:17.54						(56)						
			Int2:	1:35.77	(56)						10.55						
Int3:	1:56.73	(54)			12.53												
Fin:	2:16.72	(51)			14.75												
67	GUERILLOT Vanina Atomic	POR	Run 1:	Int1:	8.00	(64)	I1-I2:	20.33	(63)	0.75							
			Int2:	28.33	(63)	I2-I3:					22.90	(68)					
			Int3:	51.23	(65)	I3-Fin:					20.06	(67)	7.81				
			Fin:	1:11.29	(65)	10.38											
			Total:	DNQ													
68	KONG Fanying	CHN	Run 1:	Int1:	8.17	(74)	I1-I2:	21.34	(75)	0.92							
			Int2:	29.51	(73)	I2-I3:					22.99	(70)					
			Int3:	52.50	(70)	I3-Fin:					20.75	(73)	9.08				
			Fin:	1:13.25	(72)	12.34											
			Total:	DNQ													
69	SHEPILENKO Anastasiya	UKR	Run 1:	Int1:	8.13	(71)	I1-I2:	21.06	(72)	0.88							
			Int2:	29.19	(72)	I2-I3:					23.77	(75)					
			Int3:	52.96	(73)	I3-Fin:					20.23	(69)	9.54				
			Fin:	1:13.19	(70)	12.28											
			Total:	DNQ													
70	BONDARE Liene	LAT	Run 1:	Int1:	7.95	(61)	I1-I2:	20.65	(67)	0.70							
			Int2:	28.60	(67)	I2-I3:					22.74	(67)					
			Int3:	51.34	(66)	I3-Fin:					19.40	(60)	7.92				
			Fin:	1:10.74	(62)	9.83											
			Total:	DNQ													
71	BIRKISDOTTIR Andrea Bjork	ISL	Run 1:	Int1:	8.14	(72)	I1-I2:	20.82	(68)	0.89							
			Int2:	28.96	(70)	I2-I3:					23.53	(72)					
			Int3:	52.49	(69)	I3-Fin:					19.82	(64)	9.07				
			Fin:	1:12.31	(69)	11.40											
			Total:	DNQ													
72	BERTHELSEN Nuunu Chemnitz	DEN	Run 1:	Int1:	8.36	(77)	I1-I2:	21.52	(77)	1.11							
			Int2:	29.88	(77)	I2-I3:					22.62	(66)					
			Int3:	52.50	(70)	I3-Fin:					19.27	(59)	9.08				
			Fin:	1:11.77	(68)	10.86											
			Total:	DNQ													

Number of Competitors: 98 Number of NSA: 47

Bib	Name Ski	NSA Code	Pos	Positions			Partials		Difference Time	
				Time	Rank	Pos	Time	Rank		
73	FINNBOGADOTTIR Maria	ISL	Run 1:	Int1:	8.07	(67)	I1-I2:	20.86	(69)	0.82
			Int2:	28.93	(69)	I2-I3:	22.55	(65)	4.46	
			Int3:	51.48	(67)	I3-Fin:	20.17	(68)	8.06	
			Fin:	1:11.65	(67)				10.74	
			Total:	DNQ						
74	PELLEGRIN Elise	MLT	Run 1:	Int1:	8.35	(76)	I1-I2:	21.37	(76)	1.10
			Int2:	29.72	(76)	I2-I3:	23.02	(71)	5.25	
			Int3:	52.74	(72)	I3-Fin:	20.49	(72)	9.32	
			Fin:	1:13.23	(71)				12.32	
			Total:	DNQ						
75	GRIGOROVA Mariya	KAZ	Run 1:	Int1:	8.38	(80)	I1-I2:	21.14	(73)	1.13
			Int2:	29.52	(74)	I2-I3:	23.77	(75)	5.05	
			Int3:	53.29	(75)	I3-Fin:	20.79	(74)	9.87	
			Fin:	1:14.08	(73)				13.17	
			Total:	DNQ						
76	LIU Yang	CHN	Run 1:	Int1:	8.36	(77)	I1-I2:	21.97	(81)	1.11
			Int2:	30.33	(80)	I2-I3:	24.47	(81)	5.86	
			Int3:	54.80	(79)	I3-Fin:	21.18	(78)	11.38	
			Fin:	1:15.98	(78)				15.07	
			Total:	DNQ						
77	MEHILLI Suela	ALB	Run 1:	Int1:	8.80	(92)	I1-I2:	23.92	(91)	1.55
			Int2:	32.72	(91)	I2-I3:	24.94	(86)	8.25	
			Int3:	57.66	(88)	I3-Fin:			14.24	
			Fin:	DNF						
			Total:	DNF						
78	TADIC Maja	BIH	Run 1:	Int1:	8.51	(82)	I1-I2:	21.15	(74)	1.26
			Int2:	29.66	(75)	I2-I3:	22.14	(62)	5.19	
			Int3:	51.80	(68)	I3-Fin:	19.84	(65)	8.38	
			Fin:	1:11.64	(66)				10.73	
			Total:	DNQ						
79	MERDANOVIC Sejla	BIH	Run 1:	Int1:	8.08	(69)	I1-I2:	20.41	(65)	0.83
			Int2:	28.49	(66)	I2-I3:	21.91	(58)	4.02	
			Int3:	50.40	(60)	I3-Fin:	20.47	(71)	6.98	
			Fin:	1:10.87	(63)				9.96	
			Total:	DNQ						
80	ZHANG Yuying	CHN	Run 1:	Int1:	8.24	(75)	I1-I2:	20.91	(71)	0.99
			Int2:	29.15	(71)	I2-I3:	24.07	(79)	4.68	
			Int3:	53.22	(74)	I3-Fin:	22.55	(85)	9.80	
			Fin:	1:15.77	(77)				14.86	
			Total:	DNQ						
81	RALLI Sophia	GRE	Run 1:	Int1:	8.69	(89)	I1-I2:	22.21	(82)	1.44
			Int2:	30.90	(82)	I2-I3:	23.76	(74)	6.43	
			Int3:	54.66	(78)	I3-Fin:	20.88	(75)	11.24	
			Fin:	1:15.54	(76)				14.63	
			Total:	DNQ						
82	OETTL REYES Ornella	PER	Run 1:	Int1:	8.63	(87)	I1-I2:	23.37	(89)	1.38
			Int2:	32.00	(89)	I2-I3:	24.66	(83)	7.53	
			Int3:	56.66	(85)	I3-Fin:	21.00	(76)	13.24	
			Fin:	1:17.66	(81)				16.75	
			Total:	DNQ						

Number of Competitors: 98 Number of NSA: 47

Bib	Name Ski	NSA Code	Pos	Positions			Partials		Difference Time					
				Time	Rank	Pos	Time	Rank						
83	KYRITSI Aristi	GRE	Run 1:	Int1:	8.51	(82)	I1-I2:	21.68	(79)	1.26				
			Int2:	30.19	(79)	I2-I3:					23.72	(73)	5.72	
			Int3:	53.91	(76)	I3-Fin:					21.09	(77)		10.49
			Fin:	1:15.00	(75)	Total:					DNQ	14.09		
84	DORULTAN Katalin	HUN	Run 1:	Int1:	9.26	(97)	I1-I2:	21.69	(80)	2.01				
			Int2:	30.95	(83)	I2-I3:					24.17	(80)	6.48	
			Int3:	55.12	(80)	I3-Fin:					21.23	(79)		11.70
			Fin:	1:16.35	(79)	Total:					DNQ	15.44		
85	MANTSIOU Anastasia	GRE	Run 1:	Int1:	9.05	(95)	I1-I2:	23.43	(90)	1.80				
			Int2:	32.48	(90)	I2-I3:					25.44	(87)	8.01	
			Int3:	57.92	(89)	I3-Fin:					22.33	(84)		14.50
			Fin:	1:20.25	(85)	Total:					DNQ	19.34		
86	AHMADI Atefeh	IRI	Run 1:	Int1:	8.40	(81)	I1-I2:	23.24	(88)	1.15				
			Int2:	31.64	(88)	I2-I3:					23.87	(77)	7.17	
			Int3:	55.51	(81)	I3-Fin:								12.09
			Fin:	DSQ		Total:					DSQ			
87	SAVEHSEMSHAKI Sadaf	IRI	Run 1:	Int1:	8.58	(86)	I1-I2:	22.81	(86)	1.33				
			Int2:	31.39	(86)	I2-I3:					24.63	(82)	6.92	
			Int3:	56.02	(84)	I3-Fin:					21.65	(81)		12.60
			Fin:	1:17.67	(82)	Total:					DNQ	16.76		
88	KALHOR Mitra	IRI	Run 1:	Int1:	8.66	(88)	I1-I2:	21.52	(77)	1.41				
			Int2:	30.18	(78)	I2-I3:					26.81	(90)	5.71	
			Int3:	56.99	(86)	I3-Fin:								13.57
			Fin:	DSQ		Total:					DSQ			
89	OUAISS Manon	LBN	Run 1:	Int1:	8.51	(82)	I1-I2:			1.26				
			Int2:			I2-I3:								
			Int3:			I3-Fin:								
			Fin:	DNF		Total:					DNF			
90	ABBASI Forough	IRI	Run 1:	Int1:	8.36	(77)	I1-I2:	25.83	(95)	1.11				
			Int2:	34.19	(95)	I2-I3:					27.01	(92)	9.72	
			Int3:	1:01.20	(92)	I3-Fin:								17.78
			Fin:	DSQ		Total:					DSQ			
91	RUSTA Fiona	KOS	Run 1:	Int1:	8.07	(67)	I1-I2:			0.82				
			Int2:			I2-I3:								
			Int3:			I3-Fin:								
			Fin:	DNF		Total:					DNF			
92	CHAMOUN Jackie	LBN	Run 1:	Int1:	8.54	(85)	I1-I2:	22.67	(85)	1.29				
			Int2:	31.21	(85)	I2-I3:					24.80	(85)	6.74	
			Int3:	56.01	(83)	I3-Fin:					22.22	(83)		12.59
			Fin:	1:18.23	(83)	Total:					DNQ	17.32		

Åre (SWE)

**Ladies' Giant Slalom
FIS WCSL LIST**

27 Oct 2018 Sölden (AUT)
 24 Nov 2018 Killington (USA)
 21 Dec 2018 Courchevel (FRA)
 28 Dec 2018 Semmering (AUT)
 15 Jan 2019 Kronplatz (ITA)
 1 Feb 2019 Maribor (SLO)
 14 Feb 2019 Åre (SWE)

Number of Competitors: 73 Number of NSA: 18

Rank	FIS Code	Name	NSA Code	1	2	3	4	5	6	7	Base	-X	+Y	WCSL GS
1	6535237	SHIFFRIN Mikaela	USA	60	50	100	45	100	100	60	581	452	515	644
2	196928	WORLEY Tessa	FRA	100	45	60	60	80	29	40	526	409	414	531
3	205218	REBENSBURG Viktoria	GER	50	-	80	80	45	-	80	632	492	335	475
4	705423	VLHOVA Petra	SVK	-	36	32	100	50	100	100	169	131	418	456
5	297601	BRIGNONE Federica	ITA	80	100	50	40	40	-	45	334	260	355	429
6	425929	MOWINCKEL Ragnhild	NOR	45	80	45	29	-	60	50	451	351	309	409
7	516280	HOLDENER Wendy	SUI	36	40	15	24	29	50	16	232	180	210	262
8	56217	BRUNNER Stephanie	AUT	45	60	40	50	-	-	-	249	194	195	250
9	299276	BASSINO Marta	ITA	-	24	18	26	60	36	20	202	157	184	229
10	505679	HANSDOTTER Frida	SWE	6	26	29	22	26	40	24	176	137	173	212
11	56174	HAASER Ricarda	AUT	8	11	22	36	32	18	16	146	114	143	175
12	506399	HECTOR Sara	SWE	-	9	14	4	20	45	36	187	145	128	170
13	55947	VEITH Anna	AUT	11	32	36	32	-	-	-	48	37	111	122
14	565471	HROVAT Meta	SLO	13	-	-	-	36	32	-	176	137	81	120
15	56388	LIENSBERGER Katharina	AUT	15	29	16	20	-	9	22	20	16	111	115
16	426187	LYSDAHL Kristin	NOR	32	14	-	-	16	26	-	93	72	88	109
17	426193	STJERNESUND Th.	NOR	29	18	20	14	-	14	-	-	-	95	95
17	197319	MUGNIER Adeline	FRA	22	22	26	8	-	-	-	77	60	78	95
19	56032	SCHILD Bernadette	AUT	10	-	3	18	14	16	-	121	94	61	88
20	105269	GAGNON Marie-Michele	CAN	-	20	9	2	9	24	-	77	60	64	81
21	197124	FRASSE SOMBET Coralie	FRA	-	-	-	-	22	20	29	36	28	71	79
22	516138	GUT-BEHRAMI Lara	SUI	18	12	7	-	13	-	-	104	81	50	73
23	425771	HAYER-LOESETH Nina	NOR	-	7	24	10	-	-	-	140	109	41	72
24	296509	CURTONI Irene	ITA	9	18	-	15	-	-	-	130	101	42	71
25	56315	TRUPPE Katharina	AUT	14	-	6	11	6	22	-	13	10	59	62
25	296259	MOELGG Manuela	ITA	-	-	-	-	-	-	-	280	218	-	62
27	565268	DREV Ana	SLO	-	-	10	7	-	-	-	198	154	17	61
28	516283	ELLENBERGER Andrea	SUI	-	-	-	9	24	-	26	-	-	59	59
29	197651	DIREZ Clara	FRA	-	-	-	-	10	11	32	3	2	53	54
30	55898	BREM Eva-Maria	AUT	7	14	-	-	7	15	-	27	21	43	49
31	196725	BARIOZ Taina	FRA	20	15	-	-	-	-	-	46	36	35	45
32	425921	HAUGEN Kristine	NOR	26	8	-	1	3	-	-	16	12	38	42
33	107613	GRENIER Valerie	CAN	24	-	11	6	-	-	-	2	2	41	41
33	298323	GOGGIA Sofia	ITA	-	-	-	-	-	12	-	130	101	12	41
35	426100	HOLTMANN Mina Fuerst	NOR	-	-	13	16	-	5	-	14	11	34	37
36	297702	MARSAGLIA Francesca	ITA	-	-	5	3	18	4	-	27	21	30	36
37	225525	TILLEY Alex	GBR	-	10	-	-	11	-	-	48	37	21	32
37	565373	ROBNIK Tina	SLO	-	-	-	-	-	-	-	144	112	-	32
39	516528	MEILLARD Melanie	SUI	-	-	-	-	-	-	-	139	108	-	31
40	107532	TOMMY Mikaela	CAN	-	5	12	13	-	-	-	-	-	30	30
41	516268	WILD Simone	SUI	-	-	4	-	8	-	-	77	60	12	29
42	197616	ALPHAND Estelle	SWE	-	-	-	-	-	-	-	125	97	-	28
43	435334	GASIENICA-DANI.	POL	-	-	-	12	-	13	-	-	-	25	25
44	516284	GISIN Michelle	SUI	16	6	-	-	-	-	-	5	4	22	23
45	506348	STAALNACKE Ylva	SWE	-	-	-	-	4	-	18	-	-	22	22
46	56199	KAPPAURER Elisabeth	AUT	-	-	-	-	-	-	-	88	68	-	20
47	197497	MIRADOLI Romane	FRA	-	-	-	5	12	-	-	-	-	17	17
48	298694	PICHLER Karoline	ITA	-	-	-	-	15	-	-	-	-	15	15
49	56282	RESCH Stephanie	AUT	12	-	-	-	-	-	-	-	-	12	12
49	565360	STUHEC Ilka	SLO	-	-	-	-	-	11	-	6	5	11	12
51	355050	WEIRATHER Tina	LIE	4	-	-	-	-	-	-	32	25	4	11
52	206532	SCHMOTZ Marlene	GER	-	-	-	-	-	8	-	-	-	8	8
52	516394	SUTER Jasmina	SUI	-	-	8	-	-	-	-	-	-	8	8

Åre (SWE)

**Ladies' Giant Slalom
FIS WCSL LIST**

Number of Competitors: 73 Number of NSA: 18

Rank	FIS Code	Name	NSA Code	1	2	3	4	5	6	7	Base	-X	+Y	WCSL GS
54	56416	SCHEIB Julia	AUT	-	-	-	-	-	7	-	-	-	7	7
55	506664	FJAELLSTROEM Magdalena	SWE	-	-	-	-	-	6	-	-	-	6	6
55	307493	ANDO Asa	JPN	5	-	-	-	-	-	-	6	5	5	6
57	6535773	O BRIEN Nina	USA	-	-	-	-	5	-	-	-	-	5	5
58	307255	ISHIKAWA Haruna	JPN	3	-	-	-	-	-	-	-	-	3	3
58	297910	CURTONI Elena	ITA	-	-	-	-	-	-	-	14	11	-	3
58	55977	THALMANN Carmen	AUT	-	-	-	-	-	-	-	15	12	-	3
58	299624	PIROVANO Laura	ITA	-	-	-	-	-	-	-	12	9	-	3
62	565401	BUCIK Ana	SLO	-	-	-	-	-	-	-	10	8	-	2
62	516504	DANIOTH Aline	SUI	-	-	-	-	-	-	-	10	8	-	2
62	206367	HRONEK Veronique	GER	-	-	-	-	-	-	-	7	5	-	2
62	385096	POPOVIC Leona	CRO	-	-	-	-	-	-	-	8	6	-	2
62	306249	HASEGAWA Emi	JPN	-	-	-	-	-	-	-	7	5	-	2
62	516562	RAST Camille	SUI	-	-	-	-	-	-	-	9	7	-	2
68	405138	JELINKOVA Adriana	NED	-	-	-	-	-	-	-	6	5	-	1
68	56241	SCHNEEBERGER Rosina	AUT	-	-	-	-	-	-	-	3	2	-	1
68	206487	WIESLER Maren	GER	-	-	-	-	-	-	-	5	4	-	1
68	516407	KASPER Vanessa	SUI	-	-	-	-	-	-	-	4	3	-	1
68	197215	MASSIOS Marie	FRA	-	-	-	-	-	-	-	6	5	-	1
68	485731	ROMANOVA Anastasia	RUS	-	-	-	-	-	-	-	3	2	-	1

Number of competitors per NSA in the top 60

AUT:	11	CAN:	3	FRA:	6	GBR:	1	GER:	2	ITA:	8
JPN:	2	LIE:	1	NOR:	6	POL:	1	SLO:	4	SUI:	7
SVK:	1	SWE:	5	USA:	2						

Legend:

-	No points	Base	Last season FIS World Cup Start List points
WCSL GS	FIS World Cup Start List points for Giant Slalom		
X	(Base/number of planned races in the current season) *(number of completed races in the current season)		
Y	FIS World Cup points won in the current season		

Åre (SWE)


Ladies' Giant Slalom

OVERALL FIS WCSL LIST

Number of Competitors: 162 Number of NSA: 24

Rank	FIS Code	Name	NSA Code	WCSL Points	Diff.	DH 7 races	SL 7 races	GS 7 races	SG 6 races	AC 1 race
1	6535237	SHIFFRIN Mikaela	USA	2201		156 (17)	929 (1)	644 (1)	419 (2)	53 (12)
2	705423	VLHOVA Petra	SVK	1307	894	-	701 (2)	456 (4)	-	150 (2)
3	516280	HOLDENER Wendy	SUI	1163	1038	9 (52)	539 (3)	262 (7)	113 (23)	240 (1)
4	425929	MOWINCKEL Ragnhild	NOR	1092	1109	191 (14)	-	409 (6)	372 (3)	120 (5)
5	205218	REBENSBURG Viktoria	GER	944	1257	195 (13)	-	475 (3)	274 (7)	-
6	565360	STUHEC Ilka	SLO	930	1271	528 (1)	-	12 (49)	297 (6)	93 (8)
7	297601	BRIGNONE Federica	ITA	904	1297	78 (28)	26 (44)	429 (5)	243 (9)	128 (4)
8	516284	GISIN Michelle	SUI	838	1363	289 (7)	203 (9)	23 (44)	184 (12)	139 (3)
9	55970	SCHMIDHOFER Nicole	AUT	822	1379	458 (2)	-	-	364 (4)	-
10	505679	HANSDOTTER Frida	SWE	723	1478	-	511 (4)	212 (10)	-	-
11	56087	SIEBENHOFER Ramona	AUT	685	1516	430 (3)	-	-	138 (20)	117 (6)
12	355050	WEIRATHER Tina	LIE	684	1517	231 (11)	-	11 (51)	442 (1)	-
13	516138	GUT-BEHRAMI Lara	SUI	614	1587	177 (16)	-	73 (22)	349 (5)	15 (35)
14	298323	GOGGIA Sofia	ITA	613	1588	279 (8)	-	41 (33)	272 (8)	21 (29)
15	56177	VENIER Stephanie	AUT	580	1621	397 (4)	-	-	173 (13)	10 (39)
16	196928	WORLEY Tessa	FRA	570	1631	-	-	531 (2)	39 (37)	-
17	516319	SUTER Corinne	SUI	478	1723	293 (6)	-	-	185 (11)	-
18	55947	VEITH Anna	AUT	408	1793	92 (24)	-	122 (13)	194 (10)	-
19	299276	BASSINO Marta	ITA	405	1796	23 (45)	-	229 (9)	57 (30)	96 (7)
20	537544	VONN Lindsey	USA	400	1801	275 (9)	-	-	92 (27)	33 (20)
21	56128	HUETTER Cornelia	AUT	395	1806	263 (10)	-	-	132 (21)	-
22	56032	SCHILD Bernadette	AUT	392	1809	-	304 (6)	88 (19)	-	-
23	56388	LIENSBERGER Katharina	AUT	389	1812	-	274 (7)	115 (15)	-	-
24	506146	SWENN LARSSON Anna	SWE	362	1839	-	362 (5)	-	-	-
25	56217	BRUNNER Stephanie	AUT	338	1863	-	36 (38)	250 (8)	22 (44)	30 (23)
25	296729	FANCHINI Nadia	ITA	338	1863	188 (15)	-	-	150 (18)	-
27	56174	HAASER Ricarda	AUT	331	1870	90 (25)	-	175 (11)	33 (38)	33 (20)
28	206668	WEIDLE Kira	GER	327	1874	309 (5)	-	-	18 (47)	-
29	516248	FLURY Jasmine	SUI	311	1890	142 (18)	-	-	169 (14)	-
30	299466	DELAGO Nicol	ITA	310	1891	219 (12)	-	-	50 (35)	41 (17)
31	56315	TRUPPE Katharina	AUT	305	1896	-	243 (8)	62 (25)	-	-
32	56088	TIPPLER Tamara	AUT	289	1912	120 (20)	-	-	169 (14)	-
33	197497	MIRADOLI Romane	FRA	281	1920	129 (19)	-	17 (47)	118 (22)	17 (32)
34	297702	MARSAGLIA Francesca	ITA	270	1931	74 (29)	-	36 (36)	159 (16)	1 (52)
35	516185	HAEHLEN Joana	SUI	245	1956	99 (23)	-	-	146 (19)	-
36	105269	GAGNON Marie-Michele	CAN	241	1960	-	10 (52)	81 (20)	83 (28)	67 (9)
37	425771	HAVER-LOESETH Nina	NOR	240	1961	-	168 (10)	72 (23)	-	-
38	426187	LYSDAHL Kristin	NOR	236	1965	-	127 (16)	109 (16)	-	-
39	296509	CURTONI Irene	ITA	228	1973	-	157 (15)	71 (24)	-	-
40	506399	HECTOR Sara	SWE	217	1984	-	47 (36)	170 (12)	-	-
41	155763	LEDECKA Ester	CZE	209	1992	112 (21)	-	-	81 (29)	16 (33)
42	297910	CURTONI Elena	ITA	203	1998	34 (39)	-	3 (58)	157 (17)	9 (40)
43	565471	HROVAT Meta	SLO	183	2018	-	63 (27)	120 (14)	-	-
44	107613	GRENIER Valerie	CAN	175	2026	-	-	41 (33)	97 (26)	37 (18)
45	206279	GEIGER Christina	GER	168	2033	-	168 (10)	-	-	-
45	426257	LIE Kajsa Vickhoff	NOR	168	2033	19 (47)	-	-	98 (25)	51 (13)
47	56367	GALLHUBER Katharina	AUT	165	2036	-	165 (12)	-	-	-
48	106961	MIELZYNSKI Erin	CAN	163	2038	-	163 (13)	-	-	-
49	296354	COSTAZZA Chiara	ITA	160	2041	-	160 (14)	-	-	-
50	296427	SCHNARF Johanna	ITA	155	2046	45 (37)	-	-	101 (24)	9 (40)
51	107583	REMME Roni	CAN	143	2058	5 (55)	90 (19)	-	3 (61)	45 (16)
52	538573	ROSS Laurene	USA	133	2068	82 (26)	-	-	51 (34)	-
53	515997	FEIERABEND Denise	SUI	130	2071	3 (57)	67 (24)	-	5 (59)	55 (11)
54	197319	MUGNIER Adeline	FRA	124	2077	-	29 (42)	95 (17)	-	-
55	506701	HOERNBLAD Lisa	SWE	122	2079	34 (39)	-	-	53 (31)	35 (19)
56	206460	WENIG Michaela	GER	121	2080	106 (22)	-	-	14 (48)	1 (52)
56	107427	ST-GERMAIN Laurence	CAN	121	2080	-	121 (17)	-	-	-
58	56258	AGER Christina	AUT	115	2086	53 (35)	-	-	44 (36)	18 (31)
59	565401	BUCIK Ana	SLO	114	2087	-	52 (33)	2 (62)	-	60 (10)
60	56125	PUCHNER Mirjam	AUT	112	2089	81 (27)	-	-	31 (39)	-
60	516219	NUFER Priska	SUI	112	2089	30 (41)	-	-	53 (31)	29 (24)
62	56198	SCHEYER Christine	AUT	109	2092	73 (30)	-	-	24 (42)	12 (36)
62	197383	GAUTHIER Tiffany	FRA	109	2092	57 (33)	-	-	52 (33)	-
64	426100	HOLTMANN Mina Fuerst	NOR	107	2094	-	70 (23)	37 (35)	-	-

Åre (SWE)


Ladies' Giant Slalom

OVERALL FIS WCSL LIST

Number of Competitors: 162 Number of NSA: 24

Rank	FIS Code	Name	NSA Code	WCSL Points	Diff.	DH 7 races	SL 7 races	GS 7 races	SG 6 races	AC 1 race
65	426193	STJERNESUND Th.	NOR	103	2098	-	8 (53)	95 (17)	-	-
66	516504	DANIOTH Aline	SUI	92	2109	-	90 (19)	2 (62)	-	-
67	196806	NOENS Nastasia	FRA	91	2110	-	91 (18)	-	-	-
68	516528	MEILLARD Melanie	SUI	89	2112	-	58 (28)	31 (39)	-	-
69	197616	ALPHAND Estelle	SWE	86	2115	-	58 (28)	28 (42)	-	-
70	565320	FERK Marusa	SLO	85	2116	-	56 (30)	-	1 (64)	28 (25)
71	206355	DUERR Lena	GER	80	2121	-	80 (21)	-	-	-
72	197124	FRASSE SOMBET Coralie	FRA	79	2122	-	-	79 (21)	-	-
73	6535600	MERRYWEATHER Alice	USA	75	2126	60 (32)	-	-	4 (60)	11 (37)
74	6535455	JOHNSON Breezy	USA	74	2127	64 (31)	-	-	10 (53)	-
75	56253	HUBER Katharina	AUT	71	2130	-	71 (22)	-	-	-
75	197641	GAUCHE Laura	FRA	71	2130	15 (49)	-	-	29 (40)	27 (26)
77	56328	ORTLIEB Nina	AUT	70	2131	46 (36)	-	-	24 (42)	-
77	296259	MOELGG Manuela	ITA	70	2131	-	8 (53)	62 (25)	-	-
79	538685	McKENNIS Alice	USA	68	2133	54 (34)	-	-	14 (48)	-
80	539909	MOLTZAN Paula	USA	67	2134	-	67 (24)	-	-	-
80	506348	STAALNACKE Ylva	SWE	67	2134	-	45 (37)	22 (45)	-	-
82	506341	WIKSTROEM Emelie	SWE	65	2136	-	65 (26)	-	-	-
83	425981	SKJOELD Maren	NOR	61	2140	-	55 (31)	-	-	6 (45)
83	565268	DREV Ana	SLO	61	2140	-	-	61 (27)	-	-
85	516283	ELLENBERGER Andrea	SUI	59	2142	-	-	59 (28)	-	-
86	425921	HAUGEN Kristine	NOR	56	2145	-	14 (51)	42 (32)	-	-
87	206536	WALLNER Marina	GER	55	2146	-	55 (31)	-	-	-
87	506664	FJAEELLSTROEM Magdalena	SWE	55	2146	-	49 (35)	6 (55)	-	-
87	315187	IGNJATOVIC Nevena	SRB	55	2146	-	6 (62)	-	-	49 (14)
90	56392	GRITSCH Franziska	AUT	54	2147	-	22 (46)	-	-	32 (22)
90	197651	DIREZ Clara	FRA	54	2147	-	-	54 (29)	-	-
90	539536	WILES Jacqueline	USA	54	2147	45 (37)	-	-	9 (54)	-
93	506583	SAEFVENBERG Charlotta	SWE	52	2149	-	52 (33)	-	-	-
94	196726	BARTHET Anne-Sophie	FRA	50	2151	-	-	-	2 (62)	48 (15)
95	55898	BREM Eva-Maria	AUT	49	2152	-	-	49 (30)	-	-
96	196725	BARIOZ Taina	FRA	45	2156	-	-	45 (31)	-	-
97	56417	FEST Nadine	AUT	42	2159	24 (44)	-	-	2 (62)	16 (33)
98	56333	MAIR Chiara	AUT	36	2165	-	36 (38)	-	-	-
98	426043	TVIBERG Maria Therese	NOR	36	2165	3 (57)	-	-	9 (54)	24 (28)
100	516344	KOPP Rahel	SUI	34	2167	-	-	-	7 (56)	27 (26)
100	296472	FANCHINI Elena	ITA	34	2167	28 (43)	-	-	6 (58)	-
102	56256	RAEDLER Ariane	AUT	33	2168	4 (56)	-	-	29 (40)	-
103	6295075	DELLA MEA Lara	ITA	32	2169	-	32 (40)	-	-	-
103	225525	TILLEY Alex	GBR	32	2169	-	-	32 (37)	-	-
103	516437	BISSIG Carole	SUI	32	2169	-	32 (40)	-	-	-
103	565373	ROBNIK Tina	SLO	32	2169	-	-	32 (37)	-	-
107	107532	TOMMY Mikaela	CAN	30	2171	-	-	30 (40)	-	-
107	537582	COOK Stacey	USA	30	2171	30 (41)	-	-	-	-
109	516268	WILD Simone	SUI	29	2172	-	-	29 (41)	-	-
109	206520	DORSCH Patrizia	GER	29	2172	9 (52)	-	-	12 (50)	8 (42)
111	516426	STOFFEL Elena	SUI	28	2173	-	28 (43)	-	-	-
111	197295	PIOT Jennifer	FRA	28	2173	6 (54)	-	-	22 (44)	-
113	435334	GASIENICA-DANI.	POL	26	2175	-	-	25 (43)	-	1 (52)
114	185447	KORPIO Nella	FIN	23	2178	-	23 (45)	-	-	-
115	56241	SCHNEEBERGER Rosina	AUT	22	2179	-	-	1 (68)	-	21 (29)
116	155727	CAPOVA Gabriela	CZE	21	2180	-	21 (47)	-	-	-
116	206652	PFISTER Meike	GER	21	2180	14 (50)	-	-	7 (56)	-
116	297195	HOFER Anna	ITA	21	2180	-	-	-	21 (46)	-
119	516394	SUTER Jasmina	SUI	20	2181	-	-	8 (52)	12 (50)	-
119	56199	KAPPAURER Elisabeth	AUT	20	2181	-	-	20 (46)	-	-
119	296431	STUFFER Verena	ITA	20	2181	20 (46)	-	-	-	-
119	55977	THALMANN Carmen	AUT	20	2181	-	17 (50)	3 (58)	-	-
123	206532	SCHMOTZ Marlene	GER	19	2182	-	6 (62)	8 (52)	-	5 (46)
123	245066	MIKLOS Edit	HUN	19	2182	19 (47)	-	-	-	-
123	537772	STIEGLER Resi	USA	19	2182	-	19 (48)	-	-	-
126	197540	FORNI Josephine	FRA	18	2183	-	18 (49)	-	-	-
127	298694	PICHLER Karoline	ITA	15	2186	-	-	15 (48)	-	-
128	516519	SUTER Juliana	SUI	13	2188	13 (51)	-	-	-	-

Åre (SWE)


Ladies' Giant Slalom

OVERALL FIS WCSL LIST

Number of Competitors: 162 Number of NSA: 24

Rank	FIS Code	Name	NSA Code	WCSL Points	Diff.	DH 7 races	SL 7 races	GS 7 races	SG 6 races	AC 1 race
128	206367	HRONEK Veronique	GER	13	2188	-	-	2 (62)	11 (52)	-
128	6535773	O BRIEN Nina	USA	13	2188	-	8 (53)	5 (57)	-	-
131	56282	RESCH Stephanie	AUT	12	2189	-	-	12 (49)	-	-
132	516429	GROEBLI Nathalie	SUI	11	2190	-	-	-	-	11 (37)
133	307493	ANDO Asa	JPN	10	2191	-	4 (66)	6 (55)	-	-
134	385096	POPOVIC Leona	CRO	9	2192	-	-	2 (62)	-	7 (44)
134	206487	WIESLER Maren	GER	9	2192	-	8 (53)	1 (68)	-	-
136	56277	DYGRUBER Michaela	AUT	8	2193	-	8 (53)	-	-	-
136	355061	HILZINGER Jessica	GER	8	2193	-	8 (53)	-	-	-
136	6535765	MANGAN Patricia	USA	8	2193	-	-	-	-	8 (42)
136	56143	GRUENWALD Julia	AUT	8	2193	-	8 (53)	-	-	-
140	56416	SCHEIB Julia	AUT	7	2194	-	-	7 (54)	-	-
140	55759	KIRCHGASSER Michaela	AUT	7	2194	-	7 (60)	-	-	-
140	705287	VELEZ ZUZULOVA	SVK	7	2194	-	7 (60)	-	-	-
143	155699	PAULATHOVA Katerina	CZE	5	2196	-	-	-	-	5 (46)
143	415205	HUDSON Piera	NZL	5	2196	-	5 (64)	-	-	-
143	56344	SPORER Marie-Therese	AUT	5	2196	-	5 (64)	-	-	-
143	298767	SOSIO Federica	ITA	5	2196	-	-	-	-	5 (46)
147	405138	JELINKOVA Adriana	NED	4	2197	-	-	1 (68)	-	3 (49)
148	299630	DELAGO Nadia	ITA	3	2198	3 (57)	-	-	-	-
148	307255	ISHIKAWA Haruna	JPN	3	2198	-	-	3 (58)	-	-
148	107747	SMART Amelia	CAN	3	2198	-	3 (67)	-	-	-
148	299624	PIROVANO Laura	ITA	3	2198	-	-	3 (58)	-	-
152	516521	KOLLY Noemie	SUI	2	2199	2 (60)	-	-	-	-
152	197861	PASLIER Esther	FRA	2	2199	-	-	-	-	2 (50)
152	155728	DUBOVSKA Martina	CZE	2	2199	-	2 (68)	-	-	-
152	506350	EKLUND Nathalie	SWE	2	2199	-	2 (68)	-	-	-
152	306249	HASEGAWA Emi	JPN	2	2199	-	-	2 (62)	-	-
152	705394	KANTOROVA Barbara	SVK	2	2199	-	-	-	-	2 (50)
152	516562	RAST Camille	SUI	2	2199	-	-	2 (62)	-	-
159	375018	COLETTI Alexandra	MON	1	2200	1 (61)	-	-	-	-
159	516407	KASPER Vanessa	SUI	1	2200	-	-	1 (68)	-	-
159	197215	MASSIOS Marie	FRA	1	2200	-	-	1 (68)	-	-
159	485731	ROMANOVA Anastasia	RUS	1	2200	-	-	1 (68)	-	-

Legend:							
-	No points	AC	Alpine Combined	DH	Downhill	Diff.	Difference
GS	Giant Slalom	SG	Super-G	SL	Slalom	WCSL	Overall points



FIS ALPINE WORLD SKI CHAMPIONSHIPS SWEDEN



SKISTAR FIS ALPINE WORLD SKI CHAMPIONSHIPS 2019



Åre (SWE)



Ladies' Giant Slalom

THU 14 FEB 2019

MEDALLISTS

Medal	Name	NSA
GOLD	VLHOVA Petra	SVK - Slovakia
SILVER	REBENSBURG Viktoria	GER - Germany
BRONZE	SHIFFRIN Mikaela	USA - United States of America



PRESENTING SPONSOR



OFFICIAL TIMEKEEPER



Audi



MAIN SPONSORS



FIS ARE 2019
FIS ALPINE WORLD SKI CHAMPIONSHIPS SWEDEN

SKISTAR

SKISTAR FIS ALPINE WORLD SKI CHAMPIONSHIPS 2019

LONGINES

Åre (SWE)



After 8 of 11 Events

THU 14 FEB 2019

MEDALLISTS BY EVENT

Event	Date	Medal	Name	NSA Code
Ladies' Giant Slalom	THU 14 FEB	GOLD	VLHOVA Petra	SVK
		SILVER	REBENBURG Viktoria	GER
		BRONZE	SHIFFRIN Mikaela	USA
Alpine Team Event	TUE 12 FEB	GOLD	DANIOTH Aline ELLENBERGER Andrea HOLDENER Wendy SIMONET Sandro YULE Daniel ZENHAEUSERN Ramon	SUI
		SILVER	GRITSCH Franziska LIENSBERGER Katharina TRUPPE Katharina HIRSCHBUEHL Christian MATT Michael SCHWARZ Marco	AUT
		BRONZE	BASSINO Marta CURTONI Irene DELLA MEA Lara MAURBERGER Simon TONETTI Riccardo VINATZER Alex	ITA
Men's Alpine Combined	MON 11 FEB	GOLD	PINTURAUPT Alexis	FRA
		SILVER	HADALIN Stefan	SLO
		BRONZE	SCHWARZ Marco	AUT
Ladies' Downhill	SUN 10 FEB	GOLD	STUHEC Ilka	SLO
		SILVER	SUTER Corinne	SUI
		BRONZE	VONN Lindsey	USA
Men's Downhill	SAT 9 FEB	GOLD	JANSRUD Kjetil	NOR
		SILVER	SVINDAL Aksel Lund	NOR
		BRONZE	KRIECHMAYR Vincent	AUT
Ladies' Alpine Combined	FRI 8 FEB	GOLD	HOLDENER Wendy	SUI
		SILVER	VLHOVA Petra	SVK
		BRONZE	MOWINCKEL Ragnhild	NOR
Men's Super-G	WED 6 FEB	GOLD	PARIS Dominik	ITA
		SILVER	CLAREY Johan	FRA
		SILVER	KRIECHMAYR Vincent	AUT
Ladies' Super-G	TUE 5 FEB	GOLD	SHIFFRIN Mikaela	USA
		SILVER	GOGGIA Sofia	ITA
		BRONZE	SUTER Corinne	SUI



MEDALLISTS BY EVENT

Completed events	Events still to be held
Ladies' Super-G Men's Super-G Ladies' Alpine Combined Men's Downhill Ladies' Downhill Men's Alpine Combined Alpine Team Event Ladies' Giant Slalom	Men's Giant Slalom Ladies' Slalom Men's Slalom



ARE 2019

FIS ALPINE WORLD SKI CHAMPIONSHIPS SWEDEN



SKISTAR FIS ALPINE WORLD SKI CHAMPIONSHIPS 2019



Åre (SWE)



After 8 of 11 Events

THU 14 FEB 2019

MEDAL STANDINGS

Rank	NSA	Men				Ladies				Mixed				Total				Rank by Total
		G	S	B	Tot.	G	S	B	Tot.	G	S	B	Tot.	G	S	B	Tot.	
1	SUI - Switzerland					1	1	1	3	1			1	2	1	1	4	=1
2	ITA - Italy	1			1		1		1			1	1	1	1	1	3	=3
2	NOR - Norway	1	1		2			1	1					1	1	1	3	=3
4	FRA - France	1	1		2									1	1		2	=6
4	SLO - Slovenia		1		1	1			1					1	1		2	=6
4	SVK - Slovakia					1	1		2					1	1		2	=6
7	USA - United States of America					1		2	3					1		2	3	=3
8	AUT - Austria		1	2	3						1		1		2	2	4	=1
9	GER - Germany						1		1						1		1	9
	Total:	3	4	2	9	4	4	4	12	1	1	1	3	8	9	7	24	

Completed events	Events still to be held
Ladies' Super-G	Men's Giant Slalom
Men's Super-G	Ladies' Slalom
Ladies' Alpine Combined	Men's Slalom
Men's Downhill	
Ladies' Downhill	
Men's Alpine Combined	
Alpine Team Event	
Ladies' Giant Slalom	

Note:
Rank by Total is calculated by the total number of gold, silver and bronze medals.

Legend:
= Equal sign indicates that two or more NSAs share the same rank by total
G Gold S Silver Tot. Total B Bronze

14-02-2019 / Åre (SWE) / 5111

Page 1/1

Data Processing by LONGINES

www.fis-ski.com

LONGINES Timing

Generation date : THU 14 FEB 2019

Time : 19:17

Document: C95 1.0



PRESENTING SPONSOR

OFFICIAL TIMEKEEPER

MAIN SPONSORS