



U.S. Ski & Snowboard Presents:

2021 Holeshot Tour

SBX/SX FIS Races & National Championships
Copper Mountain Resort, CO
March 31st - April 4th



Index

<u>Introductions</u>	3
<u>Organizing Committee Contact Information</u>	4
<u>Registration</u>	5
<u>Registration Requirements</u>	6
<u>COVID Protocol - Testing</u>	7
<u>COVID Protocol - Submitting Test Results</u>	8
<u>COVID Protocol - Daily Symptom Checks</u>	9
<u>COVID Protocol - Testing and Symptom Checks</u>	10
<u>COVID Protocol - General Policies</u>	11
<u>Schedule</u>	12
<u>Competition Protocol</u>	13
<u>Bib Pick Up</u>	14
<u>Lodging and Travel Information</u>	15
<u>Location</u>	16
<u>Team App Set Up</u>	17



Introductions

The Holeshot Tour is a U.S. Ski & Snowboard FIS event that follows FIS rules and formats. For the 2021 season, the Holeshot Cross Tour will consist of 2 FIS international races and one National Championship competition for both snowboard and ski cross. Athletes 15 (SBX) 16 (SX) and older compete together in an open-class style event. (SB birth year 2005) (SX birth year 2004)

All US athletes must have a U.S. Ski & Snowboard National Competitor membership and a FIS membership. U.S. Ski & Snowboard or FIS memberships may not be purchased onsite; memberships must be purchased at least two weeks prior to the event. Foreign athletes require only a FIS membership.

DATES: March 31st - April 4th



Organizing Committee Contact Information

Ashley Deibold, U.S. Ski & Snowboard ----- ashley.deibold@usskiandsnowboard.org

Elise Saarela, U.S. Ski & Snowboard ----- elise.saarela@usskiandsnowboard.org

Nick Alexakos, U.S. Ski & Snowboard ----- nick.alexakos@usskiandsnowboard.org

Ted Martin, Technical Advisor ----- tedmartinsnow@gmail.com

Mike Mallon, Technical Delegate ----- mike@usasa.org

Heather Derosier, COVID Coordinator ----- thederosiers@gmail.com

Abbi Nyberg Sarthou, Competition Secretary ----- abbi.sarthou@gmail.com

Robb Monnaville, Copper Resort ----- rmonnaville@coppercolorado.com



Registration

Registration: Available only online through the U.S. Ski & Snowboard Membership Page <https://my.us skiandsnowboard.org/myussa>

- Cost of Registration – **\$135 per event** – Race Day Lift Tickets are included in entry fee
- Bibs will be included in the registration fee and athletes will use the same bib for the entirety of the event. At the end of the season, the bib is then yours to keep.
 - If you lose your bib, there will be a **\$100 replacement fee.**
- Lift Tickets - **\$50.00** - plus \$5.00 one time fee for Copper card (unless you already own one).
 - Training day lift tickets for both Unofficial and Official training will be available at the ticket window or A10 desk inside.
 - Athletes may use their IKON or Copper pass if they have one.
 - U.S. Ski & Snowboard Certified or foreign equivalent coaches will receive complimentary lift tickets IF they don't have a pass already.
- The link to register for unofficial training on March 31, 2021 will be emailed to registered participants by March 20, 2021.
- Per ICR rule 215.3 Only National Ski Associations are entitled to make entries for international competitions. Every entry should include: 215.3.1 code number, name, first name, year of birth, National Ski Association; 215.3.2 an exact definition of the event for which the entry is made. Please send entry forms to Elise Saarela (elise.saarela@us skiandsnowboard.org).

Refunds: Refunds will not be given except in a medical emergency with a letter from the physician, or if you are unable to come due to a positive Covid test which would disqualify you from the event.



Registration Requirements

- **All credentialed athletes, coaches, service technicians, and officials must register** for each competition online at <https://my.usskiandsnowboard.org/> There is no cost for coaches, judges, official etc., but registration is still required. In addition, all [Enhanced Covid Protocols for High Level Competitions](#) will be in place. All participants (athletes, coaches, service technicians, officials and volunteers) must complete this [COVID-19 Screening Form](#) both 24-48 hours prior to the first day of training or volunteering, and on the morning of each event day.
- Competitors are required to have current US Ski & Snowboard and FIS membership in order to register for a competition. **You will not be able to register online if you do not already have an active membership for both US Ski & Snowboard and FIS . The minimum age for entry into the contest is 15 (year of birth 2005).** All adult members (18 and over) must clear a background screen and pass Safe Sport education protocols prior to registering for the event.
- Please find instructions for how to register for the event using this link: t.ly/mqjd
- **For Foreign athletes**, please find registration instructions using this link: <https://bit.ly/3jkriPK>



COVID Protocol - Testing

Travel

No participant should travel if they believe they have had close contact* to COVID-19 or exhibited symptoms within 14 days of travel date.

PCR or FDA EUA approved Antigen Negative Test

Each credentialed athlete, coach, service technician, official, course worker, and any volunteer who may have close contact with other individuals at the competition must take a **COVID-19 test within the 72 hour period prior to Bib Pick up on Wednesday, March 31st.**

All participants must provide proof of a negative COVID-19 EUA-approved PCR or ANTIGEN test result (antibody tests are not accepted). Please **test after 8am on March 28th, 2021** and have test results uploaded by **4pm on March 30th, 2021**, in order to receive your Bib/accreditations. You will not be allowed on Course for official training nor competition without providing your test result.

Anyone who has had a positive PCR Covid-19 test between longer than 15 days after and within 90 days prior to Wednesday March 31st, 2021 will be exempt from testing. However, they will still be required to submit a copy of their dated positive PCR test result to the COVID-19 coordinator in order to receive exempt status. It must be within 15-90 days of the date of the positive test result, not the onset of symptoms.

Anyone who has been vaccinated must still test.

***Close contact:** any individual who was within six (6) feet of an infected person for at least 15 minutes (accumulated over any 24 hour period) starting from two (2) days before illness onset (or, for asymptomatic patients, two (2) days prior to positive specimen collection) until the time the patient is isolated.



COVID Protocol - Submitting Test Results

Athletes, coaches, service technicians and officials must upload a copy of their test results to this google form:

<https://forms.gle/9w7WFqWd6Pr69Sda9>

You can test starting after 8 a.m. MST on March 28th. The test results must be submitted by 4 p.m. on March 30th. Please fill out all sections of the form. Test result must be uploaded in order to receive your Bib/Credentials and be allowed on course.

If there are any questions, please contact our COVID Coordinator, Heather Derosier (thederosiers@gmail.com).

The negative COVID-19 test result will be submitted to the COVID-19 Coordinator. The negative COVID-19 test result should include the following information:

- Name of the facility that performed the test and is providing the result.
- Name of person tested
- Date of test and type of test - must be from anytime between March 28th-March 30th. Method of collection (saliva, nasal) and analysis (PCR, antigen)
- Negative Result

If a negative COVID-19 test is not submitted to the COVID-19 Coordinator, the individual will be denied a credential/access to the venue.



COVID Protocol - Daily Symptom Checks

Starting the morning of April 1st (first day of official training) all participants are required to submit a Daily COVID-19 Screening Form <https://forms.gle/sn1mpRhb3wMQ69xf7>

- No participant is allowed in the competition venue if they are exhibiting COVID-19 symptoms.
- No participant is allowed in the competition venue if they have an incomplete symptom check questionnaires.

If a participant has tested positive or exhibited symptoms (either beginning, middle or end of symptoms) between March 18 - April 1st, 2021 they cannot compete.



COVID Protocol - Testing and Symptom Checks

Indirect Exposure

If a participant believes they have had secondary close contact* to COVID-19 between March 18th - April 1st (i.e. have been around someone who believes they have been exposed to COVID-19) please notify Heather Derosier (thederosiers@gmail.com). This will be handled on a case by case basis.

Positive case protocol in Summit County

If a participant tests positive while in Summit County must follow contract tracing and isolation guidelines <https://www.summitcountyco.gov/1387/Contact-Tracing>

COVID-19 Resources

- Enhanced Covid-19 Protocols For High Level Competition: t.ly/BdWZ
- Testing in Summit County: <https://www.summitcountyco.gov/1324/Testing>
- U.S. Ski & Snowboard Testing Resources: t.ly/kxtJ



COVID Protocol - General Policies

- All participants must wear face masks that cover their nose and mouth at all times. When athletes are on course they may drop their mask.
- All participants must maintain 6 ft distance between household groups (teams).
- No mingling or gathering allowed unless within your team.
- Please respect and follow the request of anyone who reminds you to cover both your nose and mouth when not on course.
- There will be limited (if any) access inside. The chalet is open but limited in occupancy and time inside. Please be prepared to be outside the whole day.



Schedule

Daily Schedules and updates will be available on the U.S. Ski & Snowboard webpage and on the Race to the Cup Team App.



Your Team. Your App.



Helpful Links:

- <https://usskiandsnowboard.org>
- <https://racetothecup.teamapp.com>

Tentative Schedule. All times subject to change.

Wednesday March 31	10:00 – 2:00 2:30 – 5:30	Unofficial Training Day Registration – by appointment only
Thursday April 1	8:00am - 9:30am 10:00am - 2:00pm 4:00pm	Registration – by appointment only Official training Rider Meeting – Virtual
		SBX/SX FIS Race 1
Friday April 2	8:00am 8:30am - 9:00am 9:00am - 9:50am 10:00am -12:30pm 1:00pm - 3:00pm 5:00pm	Lifts SBX/SX Course Inspection SBX/SX Training SBX/SX Qualification (SBX 2 run, cut down) SBX/SX Finals **Awards immediately following Rider Meeting – Virtual
		SBX/SX FIS Race 2
Saturday April 3	8:00am 8:30am - 9:00am 9:00am - 9:50am 10:00am -12:30pm 1:00pm - 3:00pm 5:00pm	Lifts SBX/SX Course Inspection SBX/SX Training SBX/SX Qualification (SBX 2 run, cut down) SBX/SX Finals **Awards immediately following Rider Meeting – Virtual
		SBX/SX National Championships
Sunday April 4	8:00am 8:30am - 9:00am 9:00am - 9:50am 10:00am -12:30pm 1:00pm - 3:00pm	Lifts SBX/SX Course Inspection SBX/SX Training SBX/SX Qualification (SBX 2 run, cut down) SBX/SX Finals **Awards immediately following



Competition Protocol

Race Day Information

The program, medical plan, points list, start lists, DQ's, brackets will be posted on the Team App.

Team Captain Meetings The GoTo Meeting links will be shared via Team App.

Credentials Required at all times

Only athletes wearing Bibs, or officials wearing Armbands, will be allowed to access the Venue, including official training day. Bibs and armbands are only valid for 96 hours after pick-up.

Start area protocol

In the start you have three functions.

- Inspection
- Training
- Competition

In all phases of the event athletes/coaches will use a 3 step process of "at bat", "on deck", "in the hole".

Finish Area protocol

Athletes must exit the finish area immediately after training or competition.

Bags will be dropped in a designated area. A map will be provided to best understand this area.

No spectators

No gathering/mingling/congregation allowed anywhere at any time. This includes anywhere around the finish or along the course. Spectators will be asked to leave.

Our number one goal is to keep all participants safe and the event moving forward. Please respect and follow the rules of anyone who requests you to relocate to prevent gathering.

Awards

There will be no awards ceremony in order to prevent congregating after the event. Prize money and medals can be collected on-site, from an event management member, at the conclusion of each race day.



Bib Pick Up

Bibs will be distributed to Team Representatives / Coaches by appointment only.

Where: **Hasty's, Copper Conference Center**

When: **March 31st, from 2-6 p.m.**

Only one team captain representative is allowed to pick up bibs. Please send your time request to pick up all team bibs and armbands to Elise (elise.saarela@usskiandsnowboard.org).

Please confirm with your Team Leader/Coach that they have an appointment to pick up your bib on March 31st.



Lodging and Travel Information

Lodging: Copper Mountain is offering discount lodging for the Holeshot/National Championships.

Review the discount lodging information [HERE](#).

Discount Code: 5142

Copper Mountain's Central Reservations: (866) 837-2996

Parking Reservations: Please visit the [Copper Colorado website](#) to reserve parking for days of comp and training days. Anyone with lodging at Copper will have parking with their unit.



Location



Team App Set Up

Team App will be used for all communication purposes, before and during the event. If you have not used Team App before, please follow the steps below to download the app, and ensure that you will receive notifications.

If you have used Team App before, you may skip to Part 1, Step 8 to join the Team App for the Holeshot Tour.

There are 2 parts to these instructions:


1. To Install Team App (steps 1-12)
2. To Turn Notifications On (steps 13-15)



Team App Set Up Instructions


STEP 1:

Please download the free app by searching on the App Store or Play Store on Android for **“Team App”**.



STEP 2:

Select **“Log in or Sign Up”**



STEP 3:

1. Enter your email address
2. Select **“continue”**



Team App Set Up Instructions


STEP 4:

Click “Yes”



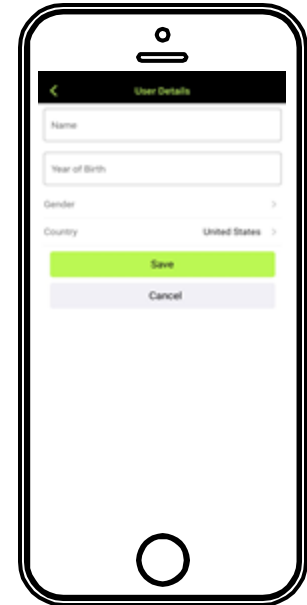
STEP 5:

1. Check your email (the one you entered in Step 3), and enter the security code here
2. Click “Submit”



STEP 6:

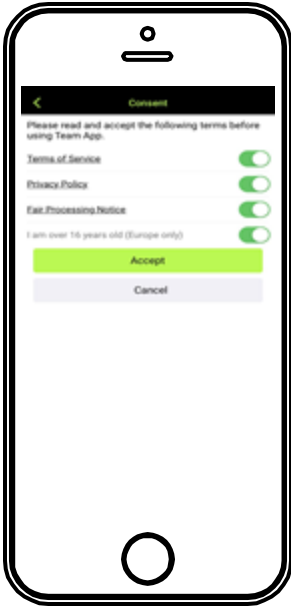
1. Enter user details - Name, Year of Birth, Gender, Country
2. Click “Save”



Team App Set Up Instructions

STEP 7:

1. Read and accept the Terms of Service by selecting all 4 boxes on the right side.
2. Click "Accept"



STEP 8:

Click "Find Your Team/Club"



STEP 9:

Enter "Holeshot Tour" in the search bar and click on the page.



Team App Set Up Instructions

STEP 10:

Click "Request to join this team's app
(tap here)"



STEP 11:

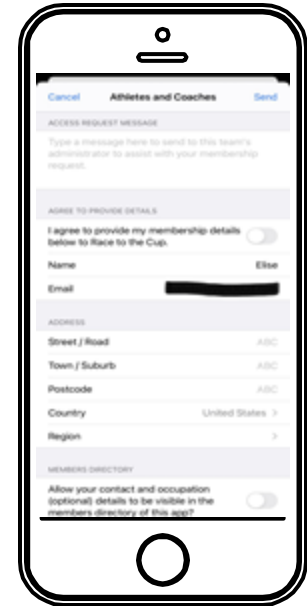
Click the "Athletes/Coaches" group.



STEP 12:

Enter your information:

1. Access Request Message: Enter your Nation/status (athlete, parent, coach)
2. Check the box to agree to provide details
3. Enter your name



Team App Set Up Instructions

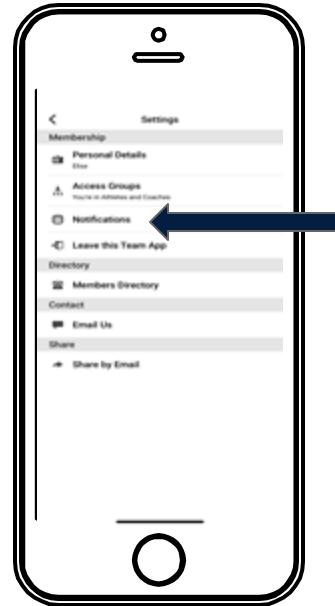
STEP 13:

Click the settings button



STEP 14:

Click "Notifications"



STEP 15:

Click on the box on the right to make sure notifications are enabled.

