



Results

成绩

Jury

Technical Delegate	CARZERI Simone	ITA
WPAS Race Director	SKUTELJ SVETIC Anja	WPAS
Chief of Race	AN Linbo	CHN
Referee	BLATTMANN Hans	NOR
Assistant Referee	PALOVICOVA Jana	SVK
Start Referee	SAWANO Hiroshi	JPN
Finish Referee	DOJCINOVIC Jelena	BIH

Video Controller	SAWICKI Ozzie	CAN
WPAS OVR Race Administrator	NEMCIC Ivan	WPAS
Equipment Controller	HICKS Bill	USA

Race Information

Course Setter	CAPELLI Dario	CHN
Gates/Turning Gates	39/33	
Start Time	10:00	

Number of Competitors: 10 Number of NPCs: 7

Rank	Bib Name	Sport Class	YB	NPC Code	IT1	IT2	IT3	Result	Diff.	Race Pts.
1	6 SIMPSON Neil Guide: SIMPSON Andrew	B3	2002	GBR	11.50	32.49	50.10	1:08.91		0.00
2	5 BERTAGNOLLI Giacomo Guide: RAVELLI Andrea	B3	1999	ITA	11.57	32.95	49.94	1:09.31	0.40	6.15
3	1 AIGNER Johannes Guide: FLEISCHMANN Matteo	B2	2005	AUT	11.23	33.59	51.18	1:09.74	0.83	12.77
4	2 DELEPLACE Hyacinthe Guide: GIRAUD-MOINE Valentin	B2	1989	FRA	11.62	33.39	50.94	1:09.78	0.87	13.38
5	3 HARAUS Miroslav Guide: HUDIK Maros	B2	1986	SVK	11.26	32.57	50.61	1:10.29	1.38	21.23
6	8 JENSEN Patrick Guide: HODGSON Amelia	B2	1996	AUS	12.21	35.89	55.44	1:16.25	7.34	112.91
7	10 LEACH Logan Guide: PETIT Julien	B3	2002	CAN	12.50	37.48	57.45	1:18.38	9.47	145.67

DID NOT FINISH: 2 competitors

7 MARCOUX Mac Guide: RODGERS Tristan	B3	1997	CAN							
9 KUBACKA Marek Guide: ZATOVICOVA Maria	B1	1988	SVK							

DISQUALIFIED: 1 competitor

4 KRAKO Jakub Guide: BROZMAN Branislav	B2	1990	SVK			Gate 32				
---	----	------	-----	--	--	---------	--	--	--	--

Forerunners:

A - GUO Quing	CHN	B - ZHU Yanan	CHN	C - ZHANG Yuying	CHN
---------------	-----	---------------	-----	------------------	-----

Conditions on course:

SUNNY	Snow: COMPACT	Temperature - Start: -8°C	Temperature - Finish: -6°C
-------	---------------	---------------------------	----------------------------

Legend:

Diff.	Difference	IT1	Intermediate time 1	IT2	Intermediate time 2	IT3	Intermediate time 3
YB	Year of Birth						

Please note that the Race Points in Paralympics are not calculated according to the WPAS Rules and Regulations



Results 成绩

Jury

Technical Delegate	CARZERI Simone	ITA
WPAS Race Director	SKUTELJ SVETIC Anja	WPAS
Chief of Race	AN Linbo	CHN
Referee	BLATTMANN Hans	NOR
Assistant Referee	PALOVICOVA Jana	SVK
Start Referee	SAWANO Hiroshi	JPN
Finish Referee	DOJCINOVIC Jelena	BIH

Video Controller	SAWICKI Ozzie	CAN
WPAS OVR Race Administrator	NEMCIC Ivan	WPAS
Equipment Controller	HICKS Bill	USA

Race Information

Course Setter	CAPELLI Dario	CHN
Gates/Turning Gates	39/33	
Start Time	10:00	

Number of Competitors: 39 Number of NPCs: 18

Technical Data

Course Name	Rock
Start Altitude	1825m
Finish Altitude	1285m
Vertical Drop	540m
WPAS Homologation Number	13377/11/19
Course Length	1984m

Rank	Bib Name	Sport Class	YB	NPC Code	IT1	IT2	IT3	Result	Diff.	Race Pts.
1	11 LIANG Jingyi	LW9-1	2002	CHN	11.51	32.88	50.24	1:09.11		3.08
2	14 SALCHER Markus	LW9-1	1991	AUT	11.59	33.20	49.95	1:09.35	0.24	6.77
3	21 GUIMOND Alexis	LW9-1	1999	CAN	11.93	34.05	50.49	1:10.02	0.91	17.07
4	15 BAUCHET Arthur	LW3	2000	FRA	11.72	34.01	50.61	1:10.36	1.25	22.30
5	19 GMUER Theo	LW9-1	1996	SUI	11.88	34.34	51.16	1:11.31	2.20	36.92
6	18 CUCHE Robin	LW9-2	1998	SUI	12.28	34.87	52.25	1:12.92	3.81	61.68
7	22 PFYL Thomas	LW9-2	1987	SUI	12.24	34.64	52.23	1:12.97	3.86	62.45
7	12 BOURDENX Manoel	LW4	1987	FRA	12.51	35.33	52.51	1:12.97	3.86	62.45
9	31 KIIVERI Santeri	LW6/8-1	2000	FIN	12.54	35.46	52.87	1:13.40	4.29	69.07
10	23 LINDSTROEM Aaron	LW6/8-2	2000	SWE	12.72	36.01	53.21	1:13.41	4.30	69.22
11	40 STUUT Jeffrey	LW3	1995	NED	12.42	35.87	53.93	1:13.65	4.54	72.91
12	34 WOOD Spencer	LW9-2	1997	USA	12.09	35.98	53.96	1:13.97	4.86	77.83
13	41 GROCHAR Thomas	LW2	1993	AUT	12.17	35.44	53.00	1:14.12	5.01	80.14
14	27 BROISIN Jordan	LW4	1993	FRA	12.32	35.79	53.63	1:14.21	5.10	81.53
15	25 WALSH Thomas Charles	LW4	1995	USA	12.67	35.55	53.29	1:14.55	5.44	86.76
16	13 PAJANTSCHITSCH Nico	LW6/8-2	1997	AUT	12.76	35.50	53.83	1:14.58	5.47	87.22
17	30 HARAGHEY Andrew	LW1	1995	USA	11.54	35.36	55.01	1:14.67	5.56	88.60
18	28 PELIZZARI Federico	LW6/8-2	2000	ITA	13.05	36.10	53.79	1:14.70	5.59	89.06
19	45 WHITLEY James	LW5/7-3	1997	GBR	12.72	36.57	54.68	1:14.88	5.77	91.83
20	39 BURNHAM Oscar	LW6/8-2	1999	FRA	12.98	36.14	53.79	1:15.32	6.21	98.60
21	36 HALL Adam	LW1	1987	NZL	12.29	37.78	55.78	1:15.80	6.69	105.98
22	38 BENDOTTI Davide	LW2	1994	ITA	12.36	36.13	55.13	1:16.30	7.19	113.68
23	20 LI Biao	LW6/8-1	1999	CHN	13.03	37.06	55.39	1:16.35	7.24	114.44
24	42 KOIKE Gakuta	LW6/8-2	1982	JPN	13.03	36.71	55.14	1:16.43	7.32	115.68
25	48 FRANCE Martin	LW9-1	1984	SVK	12.18	36.45	55.35	1:16.79	7.68	121.21
26	29 SCHNEIDER Christoph Bernhard	LW6/8-2	1992	AUT	13.14	37.61	56.11	1:17.66	8.55	134.60
27	43 KRESS Leander	LW2	2001	GER	12.63	37.97	57.74	1:18.32	9.21	144.75
28	17 SUN Yanlong	LW6/8-1	1994	CHN	12.80	36.43	58.32	1:19.39	10.28	161.21
29	35 SUN Hongsheng	LW5/7-1	1994	CHN	12.71	37.92	58.29	1:20.88	11.77	184.13
30	49 NILSSON GRASTO Marcus	LW5/7-2	2001	NOR	13.03	38.93	59.36	1:21.04	11.93	186.59

DID NOT FINISH: 8 competitors

16 HOGAN Connor	LW9-1	1997	USA
24 GOURLEY Mitchell	LW6/8-2	1991	AUS
26 NIU Shaojie	LW6/8-2	1999	CHN
32 MISAWA Hiraku	LW2	1987	JPN



Results 成绩

Number of Competitors: 39 Number of NPCs: 18

Rank	Bib Name	Sport Class	YB	NPC Code	IT1	IT2	IT3	Result	Diff.	Race Pts.
	33 PUIG DAVI Roger	LW9-2	1997	AND						
	44 SEGERS Jules	LW9-2	2002	FRA						
	46 CARTER Tyler	LW4	1994	USA						
	47 SKOGLUND Arvid	LW6/8-2	2003	SWE						

DISQUALIFIED: 1 competitor

37 TOKAI Masahiko	LW3	1973	JPN		Gate 35
-------------------	-----	------	-----	--	---------

Forerunners:										
	A - GUO Quing	CHN	B - ZHU Yanan	CHN	C - ZHANG Yuying	CHN				
Conditions on course:										
	SUNNY	Snow: COMPACT	Temperature - Start: -6°C	Temperature - Finish: -6°C						
Legend:										
Diff.	Difference	IT1	Intermediate time 1	IT2	Intermediate time 2	IT3	Intermediate time 3			
YB	Year of Birth									

Please note that the Race Points in Paralympics are not calculated according to the WPAS Rules and Regulations



Results

成绩

Jury

Technical Delegate	CARZERI Simone	ITA
WPAS Race Director	SKUTELJ SVETIC Anja	WPAS
Chief of Race	AN Linbo	CHN
Referee	BLATTMANN Hans	NOR
Assistant Referee	PALOVICOVA Jana	SVK
Start Referee	SAWANO Hiroshi	JPN
Finish Referee	DOJCINOVIC Jelena	BIH

Video Controller	SAWICKI Ozzie	CAN
WPAS OVR Race Administrator	NEMCIC Ivan	WPAS
Equipment Controller	HICKS Bill	USA

Technical Data

Course Name	Rock
Start Altitude	1825m
Finish Altitude	1285m
Vertical Drop	540m
WPAS Homologation Number	13377/11/19
Course Length	1984m

Race Information

Course Setter	CAPELLI Dario	CHN
Gates/Turning Gates	39/33	
Start Time	10:00	

Number of Competitors: 28 Number of NPCs: 16

Rank	Bib Name	Sport Class	YB	NPC Code	IT1	IT2	IT3	Result	Diff.	Race Pts.
1	55 PEDERSEN Jesper	LW11	1999	NOR	11.60	33.41	50.24	1:09.69		12.00
2	62 PETERS Corey	LW12-1	1983	NZL	12.07	34.16	50.44	1:10.16	0.47	19.23
3	64 MORII Taiki	LW11	1980	JPN	11.84	34.01	50.15	1:10.61	0.92	26.15
4	58 de SILVESTRO Rene	LW12-1	1996	ITA	12.02	34.84	51.41	1:11.54	1.85	40.46
5	54 KAMPSCHREUR Jeroen	LW12-2	1999	NED	12.08	34.73	51.44	1:12.25	2.56	51.38
6	60 de LANGEN Niels	LW12-2	1998	NED	12.19	35.02	51.97	1:12.66	2.97	57.68
7	59 MEIJER Floris	LW10-2	1989	NED	12.13	36.21	54.15	1:15.67	5.98	103.98
8	75 PLANTEY Enrique	LW11	1982	ARG	12.86	36.95	54.34	1:15.89	6.20	107.37
9	69 EWEN Aaron	LW11	1996	NZL	12.45	37.02	55.71	1:16.04	6.35	109.68
10	76 ROWLAND Brian	LW11	1986	CAN	12.20	35.97	55.01	1:16.17	6.48	111.68
11	53 SUZUKI Takeshi	LW12-2	1988	JPN	12.40	36.31	53.43	1:16.73	7.04	120.29
12	52 BISQUERTT HUDSON Nicolas	LW10-2	1998	CHI	12.06	36.54	55.85	1:17.06	7.37	125.37
13	67 BRAZ-DAGAND Lou	LW10-2	1995	FRA	12.31	36.96	56.92	1:17.20	7.51	127.52
14	66 CHEN Liang	LW12-2	1997	CHN	12.55	37.25	55.39	1:17.41	7.72	130.75
15	56 LIANG Zilu	LW12-2	2004	CHN	12.45	37.59	56.13	1:18.00	8.31	139.83
16	68 PELIT Murat	LW11	1982	SUI	12.23	38.15	57.76	1:18.54	8.85	148.13
17	63 DRUGAN Ravi	LW12-2	1989	USA	12.65	37.40	56.11	1:18.79	9.10	151.98
18	73 HAN Sang Min	LW12-1	1979	KOR	12.63	37.83	56.10	1:19.43	9.74	161.82
19	61 LI Xiang	LW10-1	1997	CHN	13.03	38.31	58.05	1:20.68	10.99	181.05
20	70 BAMBOUSEK Pavel	LW12-1	1984	CZE	12.37	38.44	1:01.48	1:22.51	12.82	209.20

DID NOT FINISH: 8 competitors

50	GONG Zhaolin	LW10-2	1989	CHN
51	KANO Akira	LW11	1986	JPN
57	SIKORSKI Igor	LW11	1990	POL
65	WILLIAMS David Allen	LW11	1979	USA
71	TAIT Sam	LW11	1991	AUS
72	CHRISTEN Pascal	LW10-2	1992	SUI
74	YAN Hailing	LW12-2	2003	CHN
77	FUJIWARA Tetsu	LW11	1980	JPN



Results 成绩

Number of Competitors: 28 Number of NPCs: 16

Rank	Bib Name	Sport Class	YB	NPC Code	IT1	IT2	IT3	Result	Diff.	Race Pts.
------	----------	-------------	----	----------	-----	-----	-----	--------	-------	-----------

Forerunners:	A - GUO Quing	CHN	B - ZHU Yanan	CHN	C - ZHANG Yuying	CHN
---------------------	---------------	-----	---------------	-----	------------------	-----

Conditions on course:	SUNNY	Snow: COMPACT	Temperature - Start: -8°C	Temperature - Finish: -6°C
------------------------------	-------	---------------	---------------------------	----------------------------

Legend:	Diff.	Difference	IT1	Intermediate time 1	IT2	Intermediate time 2	IT3	Intermediate time 3
	YB	Year of Birth						






Please note that the Race Points in Paralympics are not calculated according to the WPAS Rules and Regulations



Super-G-Men Penalty calculation

Rank	Bib	Code	Name	Year	Category	SpCl	Nat	Points	Best 5	Race points
Best 10 at finish										
1	6	35366	SIMPSON Neil	2002	Vision Impaired	B3	GBR 	36,40	-	-
2	11	43240	LIANG Jingyi	2002	Standing	LW9-1	CHN 	20,92	20,92	3,08
3	5	20881	BERTAGNOLLI Giacomo	1999	Vision Impaired	B3	ITA 	0,00	0,00	6,15
4	14	12967	SALCHER Markus	1991	Standing	LW9-1	AUT 	0,00	0,00	6,77
5	55	21581	PEDERSEN Jesper	1999	Sitting	LW11	NOR 	18,21	18,21	12,00
6	1	40291	AIGNER Johannes	2005	Vision Impaired	B2	AUT 	25,26	-	-
7	2	13724	DELEPLACE Hyacinthe	1989	Vision Impaired	B2	FRA 	11,61	11,61	13,38
8	21	20241	GUIMOND Alexis	1999	Standing	LW9-1	CAN 	28,26	-	-
9	62	17172	PETERS Corey	1983	Sitting	LW12-1	NZL 	51,97	-	-
10	3	13335	HARAUS Miroslav	1986	Vision Impaired	B2	SVK 	47,68	-	-

Best 5 at start

4	14	12967	SALCHER Markus	1991	Standing	LW9-1	AUT 	0,00		
DNF	7	14863	MARCOUX Mac	1997	Vision Impaired	B3	CAN 	0,00		
3	5	20881	BERTAGNOLLI Giacomo	1999	Vision Impaired	B3	ITA 	0,00		
11	15	31626	BAUCHET Arthur	2000	Standing	LW3	FRA 	1,96		
7	2	13724	DELEPLACE Hyacinthe	1989	Vision Impaired	B2	FRA 	11,61		

(DNF: Did Not Finish, DSQ: Disqualified)

TOTAL

(B) List points of best 5 at start	13,57	
(A) List points of the best 5 to finish in top 10		50,74
(C) Race points of corresponding competitors		41,38

Calculated penalty (A + B - C) = 22,93 / 10

2,29

Correction value (Z)

0,00

Category adder

0,00

Applied penalty

(2,29) 0,00