



AUDI FIS SKI WORLD CUP 2021/22



Crans-Montana (SUI)

7th Women's Downhill



ENTRY LIST BY NSA 1ST TRAINING

Number of Competitors: 61, Number of NSAs: 18

NSA	FIS Code	Name	Date of Birth	FIS Points (24th of February 2022 - List 16)					AC
				DH	SL	GS	SG		
AND (1)	25210	MORENO Cande	30 OCT 2000	34.81 (88)	157.52(2831)	82.55(1450)	39.22 (138)	72.58 (118)	
AUS (1)	45331	SMALL Greta	16 OCT 1995	32.49 (84)	95.25(1651)	60.51 (894)	54.22 (221)	51.55 (59)	
AUT (14)	56258	AGER Christina	11 NOV 1995	21.82 (56)	100.28(1749)	69.48(1148)	15.59 (35)	26.25 (12)	
	56417	FEST Nadine	28 JUN 1998	16.95 (40)	79.68(1249)	27.81 (144)	15.44 (34)	24.91 (11)	
	56174	HAASER Ricarda	10 SEP 1993	19.17 (45)	46.56 (420)	13.32 (27)	21.35 (53)	53.54 (63)	
	56128	HUETTER Cornelia	29 OCT 1992	10.01 (26)	999.99(4025)	142.98(2652)	5.51 (15)	84.93 (165)	
	56224	MAIER Sabrina	4 OCT 1994	21.50 (54)	96.86(1688)	39.40 (341)	23.51 (63)	34.75 (23)	
	56426	NUSSBAUMER Vanessa	27 OCT 1998	24.78 (64)	623.78(4003)	32.17 (202)	26.56 (79)	81.31 (148)	
	56328	ORTLIEB Nina	2 APR 1996	4.85 (14)	398.04(3920)	38.12 (316)	6.15 (17)	44.76 (44)	
	56125	PUCHNER Mirjam	18 MAY 1992	9.05 (24)	336.44(3835)	53.19 (679)	5.13 (13)	75.21 (127)	
	56256	RAEDLER Ariane	20 JAN 1995	13.34 (33)	119.52(2172)	36.22 (282)	10.64 (24)	48.19 (51)	
	56311	REISINGER Elisabeth	2 AUG 1996	11.03 (29)	344.55(3859)	63.53 (989)	17.01 (40)	44.29 (41)	
	56198	SCHEYER Christine	18 JUL 1994	7.84 (19)	104.14(1856)	29.70 (162)	17.93 (43)	28.39 (17)	
	56087	SIEBENHOFER Ramona	29 JUL 1991	3.47 (10)	209.85(3369)	9.18 (18)	12.21 (26)	22.68 (10)	
	56088	TIPPLER Tamara	9 APR 1991	8.02 (21)	999.99(4025)	283.17(3677)	3.33 (9)	999.99(1128)	
	56177	VENIER Stephanie	19 DEC 1993	7.27 (16)	304.49(3774)	121.31(2286)	7.78 (18)	117.54 (312)	
BIH (1)	715171	MUZAFERIJA Elvedina	20 AUG 1999	34.16 (87)	104.63(1868)	48.67 (569)	34.11 (113)	87.90 (183)	
CAN (3)	107697	FLECKENSTEIN Stefanie	6 SEP 1997	37.27 (101)	24.72 (107)	26.81 (130)	38.56 (134)	88.84 (187)	
	105269	GAGNON Marie-Michele	25 APR 1989	10.54 (28)	35.96 (238)	45.80 (493)	12.74 (27)	69.22 (105)	
	107583	REMME Roni	14 FEB 1996	44.25 (121)	16.65 (45)	49.74 (603)	30.46 (91)	37.52 (26)	
CZE (1)	155763	LEDECKA Ester	23 MAR 1995	1.79 (5)	80.27(1264)	43.73 (440)	2.14 (7)	27.50 (16)	
FRA (4)	197641	GAUCHE Laura	4 MAR 1995	22.44 (57)	269.18(3667)	43.05 (424)	15.30 (33)	53.06 (62)	
	197383	GAUTHIER Tiffany	2 DEC 1993	23.06 (59)	301.34(3768)	83.97(1489)	14.53 (30)	259.10 (834)	
	197497	MIRADOLI Romane	10 MAR 1994	9.04 (23)	78.89(1231)	31.32 (184)	12.82 (29)	42.30 (33)	
	197861	PASLIER Esther	10 SEP 1997	24.73 (63)	181.38(3118)	45.96 (498)	26.78 (81)	123.24 (344)	
GER (1)	206668	WEIDLE Kira	24 FEB 1996	3.78 (11)	525.09(3984)	36.35 (283)	12.77 (28)	88.83 (186)	
ITA (10)	297601	BRIGNONE Federica	14 JUL 1990	2.24 (7)	20.21 (73)	0.00 (1)	0.00 (1)	0.00 (1)	
	297910	CURTONI Elena	3 FEB 1991	2.23 (6)	182.42(3127)	26.02 (126)	1.13 (6)	26.33 (13)	
	299630	DELAGO Nadia	12 NOV 1997	6.95 (15)	305.58(3779)	72.45(1221)	26.62 (80)	56.70 (71)	
	299466	DELAGO Nicol	5 JAN 1996	7.72 (17)	163.10(2904)	126.17(2396)	17.78 (42)	71.12 (112)	
	299719	DOLMEN Elena	14 FEB 1997	26.51 (68)	158.40(2850)	100.98(1908)	35.96 (121)	129.69 (373)	
	298323	GOGGIA Sofia	15 NOV 1992	0.00 (1)	234.68(3511)	10.94 (21)	0.00 (1)	44.93 (45)	
	297702	MARSAGLIA Francesca	27 JAN 1990	9.86 (25)	371.49(3886)	24.50 (107)	14.96 (31)	50.12 (54)	
	299383	MELESI Roberta	18 JUL 1996	34.15 (85)	155.78(2801)	19.14 (65)	20.99 (51)	42.65 (35)	
	298694	PICHLER Karoline	30 OCT 1994	38.64 (109)	332.48(3825)	17.55 (55)	24.30 (66)	62.62 (88)	
	6295109	ZANONER Monica	14 APR 1999	30.45 (77)	148.92(2700)	71.21(1186)	27.51 (85)	85.33 (168)	

Data Processing by LONGINES

www.fis-ski.com

Page 1/2

Generation date : WED 23 FEB 2022

Time : 17:25

LONGINES Timing

Document: C32E 1.0

Crans-Montana (SUI)


7th Women's Downhill

ENTRY LIST BY NSA 1ST TRAINING

Number of Competitors: 61, Number of NSAs: 18

NSA	FIS Code	Name	Date of Birth	FIS Points (24th of February 2022 - List 16)				
				DH	SL	GS	SG	AC
KEN (1)	6000000	SIMADER Sabrina	13 APR 1998	47.94 (127)	177.35(3083)	55.84 (759)	47.83 (184)	136.37 (409)
NOR (2)	425929 426323	MOWINCKEL Ragnhild WEMBSTAD Inni Holm	12 SEP 1992 6 APR 2000	4.20 (12) 15.88 (38)	149.75(2712) 43.99 (373)	4.73 (13) 38.78 (326)	3.32 (8) 52.88 (212)	13.94 (8) 84.85 (163)
ROU (1)	465098	CAILL Ania Monica	24 OCT 1995	38.72 (111)	103.02(1827)	64.31(1002)	37.28 (127)	139.78 (429)
RUS (1)	485941	PLESHKOVA Julia	17 MAY 1997	20.94 (50)	157.80(2836)	20.30 (77)	20.08 (48)	100.59 (241)
SLO (2)	565320 565360	FERK SAIONI Marusa STUHEC Ilka	27 SEP 1988 26 OCT 1990	20.96 (51) 8.36 (22)	20.05 (71) 59.67 (734)	27.30 (137) 45.06 (466)	18.24 (46) 25.93 (75)	33.88 (21) 42.90 (36)
SUI (12)	516248 516284 516429 516462 516138 516185 516517 516521 516219 516319 516394 516519	FLURY Jasmine GISIN Michelle GROEBLI Nathalie GROSSMANN Katja GUT-BEHRAMI Lara HAEHLEN Joana JENAL Stephanie KOLLY Noemie NUFER Priska SUTER Corinne SUTER Jasmina SUTER Juliana	16 SEP 1993 5 DEC 1993 1 DEC 1996 30 APR 1997 27 APR 1991 23 JAN 1992 9 MAR 1998 20 JUL 1998 11 FEB 1992 28 SEP 1994 16 APR 1995 23 APR 1998	10.49 (27) 7.91 (20) 35.28 (91) 28.47 (74) 0.00 (1) 11.29 (30) 31.67 (82) 24.44 (61) 14.35 (35) 0.00 (1) 17.95 (42) 20.89 (49)	999.99(4025) 0.68 (4) 176.18(3072) 107.25(1919) 179.82(3105) 627.09(4004) 103.76(1845) 200.71(3304) 367.74(3883) 999.99(4025) 117.75(2134) 149.28(2707)	75.47(1289) 4.01 (11) 46.14 (502) 53.55 (690) 1.04 (7) 149.43(2753) 38.83 (327) 37.69 (302) 29.06 (155) 28.27 (149) 25.85 (121) 69.11(1139)	4.49 (12) 4.20 (11) 31.67 (99) 33.80 (112) 0.00 (1) 9.18 (21) 21.11 (52) 25.39 (73) 17.94 (44) 0.21 (4) 15.00 (32) 40.12 (141)	206.36 (703) 11.41 (6) 42.96 (37) 54.85 (68) 94.70 (210) 178.44 (597) 62.62 (88) 51.07 (56) 63.32 (90) 120.75 (327) 52.72 (61) 107.32 (268)
SVK (1)	705423	VLHOVA Petra	13 JUN 1995	14.30 (34)	0.00 (1)	0.00 (1)	5.39 (14)	0.60 (2)
SWE (1)	506860	LUTHMAN Jonna	15 OCT 1998	26.80 (70)	32.37 (188)	22.94 (95)	24.97 (71)	92.50 (201)
USA (4)	6536213 539536 6536396 6535791	CASHMAN Keely WILES Jacqueline WILKINSON Alix WRIGHT Isabella	4 APR 1999 13 JUL 1992 2 AUG 2000 10 FEB 1997	19.95 (46) 22.68 (58) 27.73 (72) 24.38 (60)	21.34 (79) 166.55(2942) 48.71 (460) 54.33 (600)	19.98 (74) 238.29(3515) 33.22 (221) 36.76 (290)	18.20 (45) 33.77 (111) 34.94 (119) 22.84 (60)	68.09 (101) 139.62 (427) 181.65 (612) 86.57 (172)

Legend:

- No points

Data Processing by LONGINES

www.fis-ski.com

Page 2/2

Generation date : WED 23 FEB 2022

Time : 17:25

LONGINES Timing

Document: C32E 1.0

TITLE SPONSOR 		OFFICIAL TIMEKEEPER 				OFFICIAL SPONSORS 															
BROADCAST & MEDIA PARTNER 		PARTNERS & SPONSORS CRANS-MONTANA 								CRANS MONTANA 		MEDIA PARTNERS 						INSTITUTIONAL PARTNERS 		MEMBER OF 	



AUDI FIS SKI WORLD CUP 2021/22



Crans-Montana (SUI)



7th Women's Downhill

THU 24 FEB 2022


DRAW LIST 1ST TRAINING

Start Time 10:30

Number of Competitors: 61, Number of NSAs: 18

Rank 120 in the FIS List: ETZENSPERGER Lindy 43.16 FIS Points

No.	FIS Code	Name	NSA Code	WCSL-DH	WCSL-O	FIS DH
1	298323	GOGGIA Sofia	ITA	624 (1)	1061 (4)	0.00 (1)
2	516319	SUTER Corinne	SUI	584 (2)	931 (7)	0.00 (1)
3	56087	SIEBENHOFER Ramona	AUT	372 (3)	744 (9)	3.47 (10)
4	206668	WEIDLE Kira	GER	371 (4)	480 (18)	3.78 (11)
5	299630	DELAGO Nadia	ITA	311 (6)	329 (26)	6.95 (15)
6	56125	PUCHNER Mirjam	AUT	304 (7)	580 (16)	9.05 (24)
7	516138	GUT-BEHRAMI Lara	SUI	284 (8)	1052 (5)	0.00 (1)
8	297910	CURTONI Elena	ITA	225 (9)	695 (11)	2.23 (6)
9	516248	FLURY Jasmine	SUI	216 (10)	377 (25)	10.49 (27)
10	56128	HUETTER Cornelia	AUT	209 (11)	421 (22)	10.01 (26)
11	155763	LEDECKA Ester	CZE	200 (12)	436 (21)	1.79 (5)
12	105269	GAGNON Marie-Michele	CAN	197 (13)	319 (27)	10.54 (28)
13	297601	BRIGNONE Federica	ITA	164 (14)	1167 (3)	2.24 (7)
14	565360	STUHEC Ilka	SLO	164 (14)	167 (46)	8.36 (22)
15	56198	SCHEYER Christine	AUT	161 (16)	270 (33)	7.84 (19)
16	+ 500 425929	MOWINCKEL Ragnhild	NOR	152 (17)	649 (13)	4.20 (12)
17	+ 500 56088	TIPPLER Tamara	AUT	145 (18)	516 (17)	8.02 (21)
18	+ 500 516284	GISIN Michelle	SUI	122 (20)	1022 (6)	7.91 (20)
19	+ 500 705423	VLHOVA Petra	SVK	54 (29)	1468 (1)	14.30 (34)
20	516185	HAEHLEN Joana	SUI	127 (19)	256 (37)	11.29 (30)
21	299466	DELAGO Nicol	ITA	121 (21)	175 (45)	7.72 (17)
22	197497	MIRADOLI Romane	FRA	118 (22)	294 (29)	9.04 (23)
23	516219	NUFER Priska	SUI	115 (23)	178 (44)	14.35 (35)
24	56311	REISINGER Elisabeth	AUT	112 (24)	154 (49)	11.03 (29)
25	56256	RAEDLER Ariane	AUT	104 (25)	279 (31)	13.34 (33)
26	56177	VENIER Stephanie	AUT	90 (26)	126 (57)	7.27 (16)
27	197641	GAUCHE Laura	FRA	84 (27)	216 (42)	22.44 (57)
28	56417	FEST Nadine	AUT	54 (29)	147 (52)	16.95 (40)
29	539536	WILES Jacqueline	USA	49 (32)	50 (85)	22.68 (58)
30	297702	MARSAGLIA Francesca	ITA	47 (33)	136 (54)	9.86 (25)
31	56328	ORTLIEB Nina	AUT	46 (34)	63 (75)	4.85 (14)
32	426323	WEMBSTAD Inni Holm	NOR	-	-	15.88 (38)
33	516394	SUTER Jasmina	SUI	38 (36)	102 (65)	17.95 (42)
34	56174	HAASER Ricarda	AUT	16 (43)	136 (54)	19.17 (45)
35	6536213	CASHMAN Keely	USA	9 (46)	27 (99)	19.95 (46)
36	516519	SUTER Juliana	SUI	1 (58)	1 (153)	20.89 (49)
37	485941	PLESHKOVA Julia	RUS	25 (40)	97 (67)	20.94 (50)
38	565320	FERK SAIONI Marusa	SLO	9 (46)	62 (77)	20.96 (51)



Number of Competitors: 61, Number of NSAs: 18

Rank 120 in the FIS List: ETZENSPERGER Lindy 43.16 FIS Points

No.	FIS Code	Name	NSA Code	WCSL-DH	WCSL-O	FIS DH
39	56224	MAIER Sabrina	AUT	28 (38)	37 (91)	21.50 (54)
40	56258	AGER Christina	AUT	-	1 (153)	21.82 (56)
41	197383	GAUTHIER Tiffany	FRA	15 (45)	88 (70)	23.06 (59)
42	6535791	WRIGHT Isabella	USA	16 (43)	19 (112)	24.38 (60)
43	516521	KOLLY Noemie	SUI	38 (36)	81 (73)	24.44 (61)
44	197861	PASLIER Esther	FRA	-	-	24.73 (63)
45	56426	NUSSBAUMER Vanessa	AUT	-	-	24.78 (64)
46	299719	DOLMEN Elena	ITA	-	-	26.51 (68)
47	506860	LUTHMAN Jonna	SWE	-	-	26.80 (70)
48	6536396	WILKINSON Alix	USA	20 (42)	20 (110)	27.73 (72)
49	516462	GROSSMANN Katja	SUI	-	-	28.47 (74)
50	6295109	ZANONER Monica	ITA	-	-	30.45 (77)
51	516517	JENAL Stephanie	SUI	-	21 (108)	31.67 (82)
52	45331	SMALL Greta	AUS	-	20 (110)	32.49 (84)
53	299383	MELESI Roberta	ITA	2 (56)	55 (82)	34.15 (85)
54	715171	MUZAFERIJA Elvedina	BIH	4 (50)	17 (117)	34.16 (87)
55	25210	MORENO Cande	AND	-	22 (104)	34.81 (88)
56	516429	GROEBLI Nathalie	SUI	-	1 (153)	35.28 (91)
57	107697	FLECKENSTEIN Stefanie	CAN	-	-	37.27 (101)
58	298694	PICHLER Karoline	ITA	3 (53)	30 (94)	38.64 (109)
59	465098	CAILL Ania Monica	ROU	-	-	38.72 (111)
60	107583	REMME Roni	CAN	-	18 (115)	>44.25 (121)
61	6000000	SIMADER Sabrina	KEN	-	-	>47.94 (127)

Legend:	-	No points	+ 500	At least 500 points on WCSL-O after 15th place or after 30th place
	>	Greater than 120th rank in the FIS points list	FIS DH	FIS points for Downhill (16th FIS points list 2021/2022)
		No.	Control Number	WCSL-DH FIS World Cup Start List points for Downhill
WCSL-O				Overall FIS World Cup Start List points



AUDI FIS SKI WORLD CUP 2021/22



Crans-Montana (SUI)

7th Women's Downhill


THU 24 FEB 2022

Start Time 10:30

START LIST 1ST TRAINING

Number of Competitors: 61, Number of NSAs: 18

Bib	FIS Code	Name	Year of Birth	NSA Code	Time	Ski
1	516319	SUTER Corinne	1994	SUI	_____	Head
2	565360	STUHEC Ilka	1990	SLO	_____	Stoekli
3	56128	HUETTER Cornelia	1992	AUT	_____	Head
4	105269	GAGNON Marie-Michele	1989	CAN	_____	Head
5	516138	GUT-BEHRAMI Lara	1991	SUI	_____	Head
6	155763	LEDECKA Ester	1995	CZE	_____	Atomic
7	299630	DELAGO Nadia	1997	ITA	_____	Atomic
8	297601	BRIGNONE Federica	1990	ITA	_____	Rossignol
9	516248	FLURY Jasmine	1993	SUI	_____	Fischer
10	56088	TIPPLER Tamara	1991	AUT	_____	Salomon
-----break-----						
11	206668	WEIDLE Kira	1996	GER	_____	Rossignol
12	425929	MOWINCKEL Ragnhild	1992	NOR	_____	Head
13	56125	PUCHNER Mirjam	1992	AUT	_____	Atomic
14	516284	GISIN Michelle	1993	SUI	_____	Rossignol
15	297910	CURTONI Elena	1991	ITA	_____	Head
16	56198	SCHEYER Christine	1994	AUT	_____	Head
17	56087	SIEBENHOFER Ramona	1991	AUT	_____	Fischer
18	705423	VLHOVA Petra	1995	SVK	_____	Rossignol
19	298323	GOGGIA Sofia	1992	ITA	_____	Atomic
20	516185	HAEHLLEN Joana	1992	SUI	_____	Atomic
-----break-----						
21	56311	REISINGER Elisabeth	1996	AUT	_____	Head
22	197497	MIRADOLI Romane	1994	FRA	_____	Dynastar
23	56417	FEST Nadine	1998	AUT	_____	Rossignol
24	56256	RAEDLER Ariane	1995	AUT	_____	Head
25	299466	DELAGO Nicol	1996	ITA	_____	Atomic
26	197641	GAUCHE Laura	1995	FRA	_____	Head
27	539536	WILES Jacqueline	1992	USA	_____	Rossignol
28	56177	VENIER Stephanie	1993	AUT	_____	Head
29	516219	NUFER Priska	1992	SUI	_____	Dynastar
30	297702	MARSAGLIA Francesca	1990	ITA	_____	Salomon
-----break-----						
31	56328	ORTLIEB Nina	1996	AUT	_____	Head
32	426323	WEMBSTAD Inni Holm	2000	NOR	_____	_____
33	516394	SUTER Jasmina	1995	SUI	_____	Stoekli
34	56174	HAASER Ricarda	1993	AUT	_____	Fischer
35	6536213	CASHMAN Keely	1999	USA	_____	Rossignol
36	516519	SUTER Juliana	1998	SUI	_____	Atomic
37	485941	PLESHKOVA Julia	1997	RUS	_____	Head
38	565320	FERK SAIONI Marusa	1988	SLO	_____	Salomon
39	56224	MAIER Sabrina	1994	AUT	_____	Atomic
40	56258	AGER Christina	1995	AUT	_____	Atomic
41	197383	GAUTHIER Tiffany	1993	FRA	_____	Rossignol
42	6535791	WRIGHT Isabella	1997	USA	_____	Atomic



Number of Competitors: 61, Number of NSAs: 18

Bib	FIS Code	Name	Year of Birth	NSA Code	Time	Ski
43	516521	KOLLY Noemie	1998	SUI		Stoekli
44	197861	PASLIER Esther	1997	FRA		Head
45	56426	NUSSBAUMER Vanessa	1998	AUT		Head
46	299719	DOLMEN Elena	1997	ITA		Salomon
47	506860	LUTHMAN Jonna	1998	SWE		Head
48	6536396	WILKINSON Alix	2000	USA		Voelkl
49	516462	GROSSMANN Katja	1997	SUI		Rossignol
50	6295109	ZANONER Monica	1999	ITA		Head
51	516517	JENAL Stephanie	1998	SUI		Atomic
52	45331	SMALL Greta	1995	AUS		Atomic
53	299383	MELESI Roberta	1996	ITA		Dynastar
54	715171	MUZAFERIJA Elvedina	1999	BIH		Atomic
55	25210	MORENO Cande	2000	AND		Head
56	516429	GROEBLI Nathalie	1996	SUI		Fischer
57	107697	FLECKENSTEIN Stefanie	1997	CAN		Rossignol
58	298694	PICHLER Karoline	1994	ITA		Head
59	465098	CAILL Ania Monica	1995	ROU		Salomon
60	107583	REMME Roni	1996	CAN		Head
61	6000000	SIMADER Sabrina	1998	KEN		Head

Jury

FIS Technical Delegate	FOSSOUD Gilles	FRA
Referee	GERDOL Peter	FIS
Assistant Referee	VULLIET Jean-Philippe	FIS
Chief of Race	MURMANN Markus	SUI

Technical Data

Course Name	Mont Lachaux
Start Altitude	2210m
Finish Altitude	1545m
Vertical Drop	665m
Course Length	2451m
Homologation Number	12442/10/17

Race Information

Course Setter	VULLIET Jean-Philippe	FIS
Gates	37	
Start Time	10:30	

Forerunners:

F1 - NAFZGER Thomas	SUI	F2 - SCHMITT Janine	SUI	F3 - MICHEL Mélanie	SUI
F4 - SIDLER Kilian	SUI	F5 - BUCHMANN Lars	SUI	F6 - ACKERMANN Nicolas	SUI

Legend:

YB Year of Birth



AUDI FIS SKI WORLD CUP 2021/22



Crans-Montana (SUI)

7th Women's Downhill

THU 24 FEB 2022

Start Time 10:35

OFFICIAL RESULTS 1ST TRAINING

Number of Competitors: 61, Number of NSAs: 18

Rank	Bib	FIS Code	Name	YB	NSA Code	Time	Difference	Distance (m)	Ski
1	20	516185	HAEHLEN Joana	1992	SUI	1:32.36			Atomic
2	12	425929	MOWINCKEL Ragnhild	1992	NOR	1:33.01	0.65	17.13	Head
3*	26	197641	GAUCHE Laura	1995	FRA	1:33.16	0.80	21.05	Head
4*	30	297702	MARSAGLIA Francesca	1990	ITA	1:33.25	0.89	23.39	Salomon
5	23	56417	FEST Nadine	1998	AUT	1:33.28	0.92	24.17	Rossignol
6	27	539536	WILES Jacqueline	1992	USA	1:33.51	1.15	30.14	Rossignol
7	15	297910	CURTONI Elena	1991	ITA	1:33.67	1.31	34.28	Head
8	16	56198	SCHEYER Christine	1994	AUT	1:33.69	1.33	34.79	Head
9*	4	105269	GAGNON Marie-Michele	1989	CAN	1:33.78	1.42	37.11	Head
10	40	56258	AGER Christina	1995	AUT	1:33.81	1.45	37.88	Atomic
11	39	56224	MAIER Sabrina	1994	AUT	1:34.03	1.67	43.53	Atomic
12	28	56177	VENIER Stephanie	1993	AUT	1:34.06	1.70	44.30	Head
13	18	705423	VLHOVA Petra	1995	SVK	1:34.07	1.71	44.55	Rossignol
14	8	297601	BRIGNONE Federica	1990	ITA	1:34.08	1.72	44.81	Rossignol
15	22	197497	MIRADOLI Romane	1994	FRA	1:34.13	1.77	46.09	Dynastar
16*	13	56125	PUCHNER Mirjam	1992	AUT	1:34.15	1.79	46.60	Atomic
17	19	298323	GOGGIA Sofia	1992	ITA	1:34.18	1.82	47.36	Atomic
18*	60	107583	REMME Roni	1996	CAN	1:34.24	1.88	48.90	Head
19	11	206668	WEIDLE Kira	1996	GER	1:34.25	1.89	49.15	Rossignol
20*	24	56256	RAEDLER Ariane	1995	AUT	1:34.32	1.96	50.93	Head
21	33	516394	SUTER Jasmina	1995	SUI	1:34.35	1.99	51.70	Stoeckli
22	29	516219	NUFER Priska	1992	SUI	1:34.43	2.07	53.73	Dynastar
23	17	56087	SIEBENHOFER Ramona	1991	AUT	1:34.54	2.18	56.52	Fischer
24*	58	298694	PICHLER Karoline	1994	ITA	1:34.55	2.19	56.77	Head
25*	45	56426	NUSSBAUMER Vanessa	1998	AUT	1:34.77	2.41	62.33	Head
26	34	56174	HAASER Ricarda	1993	AUT	1:34.79	2.43	62.83	Fischer
27	46	299719	DOLMEN Elena	1997	ITA	1:34.82	2.46	63.59	Salomon
27	2	565360	STUHEC Ilka	1990	SLO	1:34.82	2.46	63.59	Stoeckli
29*	5	516138	GUT-BEHRAMI Lara	1991	SUI	1:34.93	2.57	66.35	Head
30*	35	6536213	CASHMAN Keely	1999	USA	1:35.05	2.69	69.37	Rossignol
31	38	565320	FERK SAIONI Marusa	1988	SLO	1:35.21	2.85	73.37	Salomon
32	10	56088	TIPPLER Tamara	1991	AUT	1:35.22	2.86	73.62	Salomon
33	44	197861	PASLIER Esther	1997	FRA	1:35.29	2.93	75.36	Head
34	7	299630	DELAGO Nadia	1997	ITA	1:35.34	2.98	76.61	Atomic
35	14	516284	GISIN Michelle	1993	SUI	1:35.50	3.14	80.59	Rossignol
36	53	299383	MELESI Roberta	1996	ITA	1:35.55	3.19	81.83	Dynastar
37	47	506860	LUTHMAN Jonna	1998	SWE	1:35.59	3.23	82.82	Head
38*	25	299466	DELAGO Nicol	1996	ITA	1:35.74	3.38	86.53	Atomic
38	1	516319	SUTER Corinne	1994	SUI	1:35.74	3.38	86.53	Head
40	42	6535791	WRIGHT Isabella	1997	USA	1:35.85	3.49	89.24	Atomic
40*	37	485941	PLESHKOVA Julia	1997	RUS	1:35.85	3.49	89.24	Head
42	3	56128	HUETTER Cornelia	1992	AUT	1:35.90	3.54	90.47	Head
43	56	516429	GROEBLI Nathalie	1996	SUI	1:35.92	3.56	90.97	Fischer
44	54	715171	MUZAFERIJA Elvedina	1999	BIH	1:36.05	3.69	94.16	Atomic
45	51	516517	JENAL Stephanie	1998	SUI	1:36.06	3.70	94.41	Atomic
46*	55	25210	MORENO Cande	2000	AND	1:36.34	3.98	101.26	Head

TITLE SPONSOR: Audi FIS Ski World Cup, OFFICIAL TIMEKEEPER: LONGINES, OFFICIAL SPONSORS: helvetia, BWT, BRACK.CH, BKW, swisscom, RAIFFEISEN.

BROADCAST & MEDIA PARTNER: RTS Sport. PARTNERS & SPONSORS CRANS-MONTANA: CRANS MONTANA Absolutely, LOTERIE ROMANDE, FONDS DU SPORT SPORES-FONDS, Valais, CRANS MONTANA DOMAINE SKIABLE, stvillard. MEDIA PARTNERS: Le Nouvelliste, canal 9, Wolliker, pro. INSTITUTIONAL PARTNERS: Schweizerische Eidgenossenschaft, Confederazione Svizzera, Confederaziun Svizra, Confederaziun Rumantscha. MEMBER OF: Club, FIS.

OFFICIAL RESULTS 1ST TRAINING

Number of Competitors: 61, Number of NSAs: 18

Rank	Bib	FIS Code	Name	YB	NSA Code	Time	Difference	Distance (m)	Ski
47	50	6295109	ZANONER Monica	1999	ITA	1:36.50	4.14	105.15	Head
47*	9	516248	FLURY Jasmine	1993	SUI	1:36.50	4.14	105.15	Fischer
49	43	516521	KOLLY Noemie	1998	SUI	1:36.53	4.17	105.88	Stoekli
50	6	155763	LEDECKA Ester	1995	CZE	1:36.58	4.22	107.09	Atomic
51*	49	516462	GROSSMANN Katja	1997	SUI	1:36.67	4.31	109.28	Rossignol
52	32	426323	WEMBSTAD Inni Holm	2000	NOR	1:36.86	4.50	113.87	
53*	48	6536396	WILKINSON Alix	2000	USA	1:37.14	4.78	120.61	Voelkl
54	31	56328	ORTLIEB Nina	1996	AUT	1:37.42	5.06	127.31	Head
55*	57	107697	FLECKENSTEIN Stefanie	1997	CAN	1:37.50	5.14	129.21	Rossignol
56*	52	45331	SMALL Greta	1995	AUS	1:37.98	5.62	140.59	Atomic
57	61	6000000	SIMADER Sabrina	1998	KEN	1:38.42	6.06	150.92	Head
58	59	465098	CAILL Ania Monica	1995	ROU	1:38.73	6.37	158.14	Salomon
59	21	56311	REISINGER Elisabeth	1996	AUT	1:38.96	6.60	163.47	Head
60	41	197383	GAUTHIER Tiffany	1993	FRA	1:45.78	13.42	310.95	Rossignol

DID NOT FINISH: 1 competitor

36	516519	SUTER Juliana	1998	SUI					Atomic
----	--------	---------------	------	-----	--	--	--	--	--------

Jury

FIS Technical Delegate	FOSSOUD Gilles	FRA
Referee	GERDOL Peter	FIS
Assistant Referee	VULLIET Jean-Philippe	FIS
Chief of Race	MURMANN Markus	SUI

Technical Data

Course Name	Mont Lachaux
Start Altitude	2210m
Finish Altitude	1545m
Vertical Drop	665m
Course Length	2451m
Homologation Number	12442/10/17

Race Information

Course Setter	VULLIET Jean-Philippe	FIS
Gates	37	
Start Time	10:35	

Forerunners:

F1 - NAFZGER Thomas	SUI	F2 - SCHMITT Janine	SUI	F3 - MICHEL Mélanie	SUI
F4 - SIDLER Kilian	SUI	F5 - BUCHMANN Lars	SUI	F6 - ACKERMANN Nicolas	SUI

Conditions on course:

PARTLY CLOUDY Snow: HARD Temperature - Start: 3°C Temperature - Finish: 4°C

Legend:

* Gate(s) missed YB Year of Birth



AUDI FIS SKI WORLD CUP 2021/22



Crans-Montana (SUI)



7th Women's Downhill


THU 24 FEB 2022

Start Time 10:35

PERFORMANCE ANALYSIS BY RANK 1ST TRAINING

Number of Competitors: 0 Number of NSAs: 0

Rank	Bib	Name Ski	NSA Code	Positions			Partials		Difference		Speed			
				Pos	Time	Rank	Pos	Time	Rank	Time	Dist.(m)	Pos.	(km/h)	Rank
1	20	HAEHLEN Joana Atomic	SUI	Int1:	22.10	(1)	11-12:	17.45	(15)	0.00		Sp1	79.21	(7)
				Int2:	39.55	(6)	12-13:	18.22	(6)	0.39		Sp2	92.74	(33)
				Int3:	57.77	(3)	13-14:	10.97	(4)	0.25				
				Int4:	1:08.74	(1)	14-15:	14.57	(4)	0.00				
				Int5:	1:23.31	(2)	15-Fin:	9.05	(1)	0.10				
				Fin:	1:32.36	(1)				0.00	0.00	Avg:	95.53	
2	12	MOWINCKEL Ragnhild Head	NOR	Int1:	22.22	(5)	11-12:	17.10	(2)	0.12		Sp1	78.25	(11)
				Int2:	39.32	(2)	12-13:	18.46	(19)	0.16		Sp2	98.17	(1)
				Int3:	57.78	(4)	13-14:	11.00	(5)	0.26				
				Int4:	1:08.78	(2)	14-15:	14.43	(3)	0.04				
				Int5:	1:23.21	(1)	15-Fin:	9.80	(24)	0.00				
				Fin:	1:33.01	(2)				0.65	17.13	Avg:	94.87	
3 *	26	GAUCHE Laura Head	FRA	Int1:	22.45	(21)	11-12:	17.23	(6)	0.35		Sp1	78.66	(10)
				Int2:	39.68	(10)	12-13:	17.99	(2)	0.52		Sp2	94.66	(19)
				Int3:	57.67	(2)	13-14:	11.32	(39)	0.15				
				Int4:	1:08.99	(5)	14-15:	14.37	(1)	0.25				
				Int5:	1:23.36	(3)	15-Fin:	9.80	(24)	0.15				
				Fin:	1:33.16	(3)				0.80	21.05	Avg:	94.71	
4 *	30	MARSAGLIA Francesca Salomon	ITA	Int1:	22.40	(16)	11-12:	16.76	(1)	0.30		Sp1	83.90	(1)
				Int2:	39.16	(1)	12-13:	18.36	(9)	0.00		Sp2	94.64	(20)
				Int3:	57.52	(1)	13-14:	11.43	(45)	0.00				
				Int4:	1:08.95	(4)	14-15:	14.58	(7)	0.21				
				Int5:	1:23.53	(4)	15-Fin:	9.72	(20)	0.32				
				Fin:	1:33.25	(4)				0.89	23.39	Avg:	94.62	
5	23	FEST Nadine Rossignol	AUT	Int1:	22.24	(7)	11-12:	17.16	(3)	0.14		Sp1	77.34	(14)
				Int2:	39.40	(3)	12-13:	18.64	(25)	0.24		Sp2	95.72	(10)
				Int3:	58.04	(6)	13-14:	11.07	(10)	0.52				
				Int4:	1:09.11	(6)	14-15:	14.59	(8)	0.37				
				Int5:	1:23.70	(5)	15-Fin:	9.58	(13)	0.49				
				Fin:	1:33.28	(5)				0.92	24.17	Avg:	94.59	
6	27	WILES Jacqueline Rossignol	USA	Int1:	22.39	(14)	11-12:	17.37	(11)	0.29		Sp1	72.36	(45)
				Int2:	39.76	(12)	12-13:	18.30	(7)	0.60		Sp2	92.35	(37)
				Int3:	58.06	(7)	13-14:	11.20	(22)	0.54				
				Int4:	1:09.26	(8)	14-15:	14.93	(34)	0.52				
				Int5:	1:24.19	(8)	15-Fin:	9.32	(2)	0.98				
				Fin:	1:33.51	(6)				1.15	30.14	Avg:	94.36	
7	15	CURTONI Elena Head	ITA	Int1:	22.36	(12)	11-12:	17.63	(24)	0.26		Sp1	80.16	(5)
				Int2:	39.99	(16)	12-13:	18.38	(11)	0.83		Sp2	97.40	(2)
				Int3:	58.37	(14)	13-14:	11.11	(14)	0.85				
				Int4:	1:09.48	(10)	14-15:	14.71	(13)	0.74				
				Int5:	1:24.19	(8)	15-Fin:	9.48	(7)	0.98				
				Fin:	1:33.67	(7)				1.31	34.28	Avg:	94.20	



Number of Competitors: 0 Number of NSAs: 0

Rank	Bib	Name Ski	NSA Code	Positions			Partials		Difference		Speed			
				Pos	Time	Rank	Pos	Time	Rank	Time	Dist.(m)	Pos.	(km/h)	Rank
8	16	SCHEYER Christine Head	AUT	Int1:	22.54	(34)	11-12:	17.56	(18)	0.44		Sp1	75.49	(26)
				Int2:	40.10	(21)	12-13:	18.11	(4)	0.94		Sp2	95.02	(18)
				Int3:	58.21	(9)	13-14:	11.01	(6)	0.69				
				Int4:	1:09.22	(7)	14-15:	14.83	(23)	0.48				
				Int5:	1:24.05	(7)	15-Fin:	9.64	(14)	0.84				
				Fin:	1:33.69	(8)				1.33	34.79	Avg:	94.18	
9 *	4	GAGNON Marie-Michele Head	CAN	Int1:	22.23	(6)	11-12:	17.30	(8)	0.13		Sp1	78.88	(9)
				Int2:	39.53	(5)	12-13:	18.82	(38)	0.37		Sp2	94.21	(25)
				Int3:	58.35	(13)	13-14:	11.31	(36)	0.83				
				Int4:	1:09.66	(14)	14-15:	14.75	(17)	0.92				
				Int5:	1:24.41	(17)	15-Fin:	9.37	(3)	1.20				
				Fin:	1:33.78	(9)				1.42	37.11	Avg:	94.09	
10	40	AGER Christina Atomic	AUT	Int1:	22.18	(2)	11-12:	17.79	(29)	0.08		Sp1	75.33	(28)
				Int2:	39.97	(15)	12-13:	18.31	(8)	0.81		Sp2	92.93	(31)
				Int3:	58.28	(11)	13-14:	11.39	(42)	0.76				
				Int4:	1:09.67	(15)	14-15:	14.63	(9)	0.93				
				Int5:	1:24.30	(11)	15-Fin:	9.51	(10)	1.09				
				Fin:	1:33.81	(10)				1.45	37.88	Avg:	94.06	
11	39	MAIER Sabrina Atomic	AUT	Int1:	22.49	(26)	11-12:	17.57	(20)	0.39		Sp1	76.05	(20)
				Int2:	40.06	(19)	12-13:	18.42	(16)	0.90		Sp2	95.53	(13)
				Int3:	58.48	(18)	13-14:	11.30	(33)	0.96				
				Int4:	1:09.78	(20)	14-15:	14.77	(19)	1.04				
				Int5:	1:24.55	(18)	15-Fin:	9.48	(7)	1.34				
				Fin:	1:34.03	(11)				1.67	43.53	Avg:	93.84	
12	28	VENIER Stephanie Head	AUT	Int1:	22.53	(32)	11-12:	17.36	(10)	0.43		Sp1	75.63	(24)
				Int2:	39.89	(13)	12-13:	18.65	(27)	0.73		Sp2	91.02	(44)
				Int3:	58.54	(19)	13-14:	11.17	(19)	1.02				
				Int4:	1:09.71	(17)	14-15:	14.84	(24)	0.97				
				Int5:	1:24.55	(18)	15-Fin:	9.51	(10)	1.34				
				Fin:	1:34.06	(12)				1.70	44.30	Avg:	93.81	
13	18	VLHOVA Petra Rossignol	SVK	Int1:	22.61	(43)	11-12:	17.44	(14)	0.51		Sp1	71.35	(48)
				Int2:	40.05	(18)	12-13:	18.36	(9)	0.89		Sp2	94.31	(22)
				Int3:	58.41	(16)	13-14:	11.07	(10)	0.89				
				Int4:	1:09.48	(10)	14-15:	14.88	(29)	0.74				
				Int5:	1:24.36	(12)	15-Fin:	9.71	(17)	1.15				
				Fin:	1:34.07	(13)				1.71	44.55	Avg:	93.80	
14	8	BRIGNONE Federica Rossignol	ITA	Int1:	22.70	(46)	11-12:	17.51	(17)	0.60		Sp1	75.55	(25)
				Int2:	40.21	(27)	12-13:	18.41	(14)	1.05		Sp2	95.31	(15)
				Int3:	58.62	(21)	13-14:	11.16	(17)	1.10				
				Int4:	1:09.78	(20)	14-15:	14.87	(27)	1.04				
				Int5:	1:24.65	(21)	15-Fin:	9.43	(5)	1.44				
				Fin:	1:34.08	(14)				1.72	44.81	Avg:	93.79	
15	22	MIRADOLI Romane Dynastar	FRA	Int1:	22.19	(3)	11-12:	17.39	(13)	0.09		Sp1	79.03	(8)
				Int2:	39.58	(7)	12-13:	18.39	(13)	0.42		Sp2	95.55	(12)
				Int3:	57.97	(5)	13-14:	10.95	(3)	0.45				
				Int4:	1:08.92	(3)	14-15:	15.12	(44)	0.18				
				Int5:	1:24.04	(6)	15-Fin:	10.09	(44)	0.83				
				Fin:	1:34.13	(15)				1.77	46.09	Avg:	93.74	

Number of Competitors: 0 Number of NSAs: 0

Rank	Bib	Name Ski	NSA Code	Positions			Partials		Difference		Speed			
				Pos	Time	Rank	Pos	Time	Rank	Time	Dist.(m)	Pos.	(km/h)	Rank
16 *	13	PUCHNER Mirjam Atomic	AUT	Int1:	22.20	(4)	11-12:	17.50	(16)	0.10		Sp1	75.27	(29)
				Int2:	39.70	(11)	12-13:	18.63	(24)	0.54		Sp2	91.73	(42)
				Int3:	58.33	(12)	13-14:	11.07	(10)	0.81				
				Int4:	1:09.40	(9)	14-15:	14.84	(24)	0.66				
				Int5:	1:24.24	(10)	15-Fin:	9.91	(31)	1.03				
				Fin:	1:34.15	(16)				1.79	46.60	Avg:	93.72	
17	19	GOGGIA Sofia Atomic	ITA	Int1:	22.47	(22)	11-12:	17.66	(25)	0.37		Sp1	73.31	(42)
				Int2:	40.13	(23)	12-13:	18.14	(5)	0.97		Sp2	92.90	(32)
				Int3:	58.27	(10)	13-14:	11.41	(43)	0.75				
				Int4:	1:09.68	(16)	14-15:	14.71	(13)	0.94				
				Int5:	1:24.39	(14)	15-Fin:	9.79	(23)	1.18				
				Fin:	1:34.18	(17)				1.82	47.36	Avg:	93.69	
18 *	60	REMME Roni Head	CAN	Int1:	22.71	(48)	11-12:	18.29	(50)	0.61		Sp1	71.86	(46)
				Int2:	41.00	(50)	12-13:	18.06	(3)	1.84		Sp2	95.38	(14)
				Int3:	59.06	(31)	13-14:	10.92	(2)	1.54				
				Int4:	1:09.98	(24)	14-15:	14.84	(24)	1.24				
				Int5:	1:24.82	(24)	15-Fin:	9.42	(4)	1.61				
				Fin:	1:34.24	(18)				1.88	48.90	Avg:	93.63	
19	11	WEIDLE Kira Rossignol	GER	Int1:	22.68	(45)	11-12:	17.33	(9)	0.58		Sp1	71.24	(50)
				Int2:	40.01	(17)	12-13:	18.65	(27)	0.85		Sp2	97.40	(2)
				Int3:	58.66	(22)	13-14:	11.06	(9)	1.14				
				Int4:	1:09.72	(18)	14-15:	14.68	(12)	0.98				
				Int5:	1:24.40	(16)	15-Fin:	9.85	(30)	1.19				
				Fin:	1:34.25	(19)				1.89	49.15	Avg:	93.62	
20 *	24	RAEDLER Ariane Head	AUT	Int1:	22.42	(19)	11-12:	17.16	(3)	0.32		Sp1	81.78	(3)
				Int2:	39.58	(7)	12-13:	18.54	(22)	0.42		Sp2	92.98	(30)
				Int3:	58.12	(8)	13-14:	11.50	(52)	0.60				
				Int4:	1:09.62	(13)	14-15:	14.76	(18)	0.88				
				Int5:	1:24.38	(13)	15-Fin:	9.94	(34)	1.17				
				Fin:	1:34.32	(20)				1.96	50.93	Avg:	93.55	
21	33	SUTER Jasmina Stoekli	SUI	Int1:	22.55	(36)	11-12:	17.71	(27)	0.45				
				Int2:	40.26	(29)	12-13:	18.41	(14)	1.10		Sp2	92.41	(36)
				Int3:	58.67	(23)	13-14:	11.23	(26)	1.15				
				Int4:	1:09.90	(23)	14-15:	14.65	(10)	1.16				
				Int5:	1:24.55	(18)	15-Fin:	9.80	(24)	1.34				
				Fin:	1:34.35	(21)				1.99	51.70	Avg:	93.52	
22	29	NUFER Priska Dynastar	SUI	Int1:	22.33	(9)	11-12:	17.25	(7)	0.23				
				Int2:	39.58	(7)	12-13:	18.79	(36)	0.42				
				Int3:	58.37	(14)	13-14:	11.68	(57)	0.85				
				Int4:	1:10.05	(25)	14-15:	14.81	(22)	1.31				
				Int5:	1:24.86	(25)	15-Fin:	9.57	(12)	1.65				
				Fin:	1:34.43	(22)				2.07	53.73	Avg:	93.44	
23	17	SIEBENHOFER Ramona Fischer	AUT	Int1:	22.49	(26)	11-12:	17.61	(22)	0.39		Sp1	74.54	(35)
				Int2:	40.10	(21)	12-13:	18.72	(30)	0.94		Sp2	91.93	(40)
				Int3:	58.82	(25)	13-14:	11.29	(31)	1.30				
				Int4:	1:10.11	(26)	14-15:	14.65	(10)	1.37				
				Int5:	1:24.76	(22)	15-Fin:	9.78	(22)	1.55				
				Fin:	1:34.54	(23)				2.18	56.52	Avg:	93.33	

Number of Competitors: 0 Number of NSAs: 0

Rank	Bib	Name Ski	NSA Code	Positions			Partials		Difference		Speed			
				Pos	Time	Rank	Pos	Time	Rank	Time	Dist.(m)	Pos.	(km/h)	Rank
24 *	58	PICHLER Karoline Head	ITA	Int1:	22.96	(52)	11-12:	18.09	(45)	0.86		Sp1	71.57	(47)
				Int2:	41.05	(51)	12-13:	18.38	(11)	1.89		Sp2	96.11	(7)
				Int3:	59.43	(40)	13-14:	11.10	(13)	1.91				
				Int4:	1:10.53	(34)	14-15:	14.57	(4)	1.79				
				Int5:	1:25.10	(31)	15-Fin:	9.45	(6)	1.89				
				Fin:	1:34.55	(24)				2.19	56.77	Avg:	93.32	
25 *	45	NUSSBAUMER Vanessa Head	AUT	Int1:	22.50	(28)	11-12:	17.56	(18)	0.40				
				Int2:	40.06	(19)	12-13:	18.48	(20)	0.90				
				Int3:	58.54	(19)	13-14:	11.05	(8)	1.02				
				Int4:	1:09.59	(12)	14-15:	14.80	(21)	0.85				
				Int5:	1:24.39	(14)	15-Fin:	10.38	(55)	1.18				
				Fin:	1:34.77	(25)				2.41	62.33	Avg:	93.11	
26	34	HAASER Ricarda Fischer	AUT	Int1:	22.37	(13)	11-12:	17.81	(30)	0.27		Sp1	76.31	(17)
				Int2:	40.18	(24)	12-13:	18.76	(33)	1.02		Sp2	89.63	(51)
				Int3:	58.94	(28)	13-14:	11.68	(57)	1.42				
				Int4:	1:10.62	(37)	14-15:	14.42	(2)	1.88				
				Int5:	1:25.04	(30)	15-Fin:	9.75	(21)	1.83				
				Fin:	1:34.79	(26)				2.43	62.83	Avg:	93.09	
27	46	DOLMEN Elena Salomon	ITA	Int1:	22.55	(36)	11-12:	18.35	(52)	0.45		Sp1	76.00	(22)
				Int2:	40.90	(47)	12-13:	18.43	(17)	1.74		Sp2	97.13	(4)
				Int3:	59.33	(36)	13-14:	10.91	(1)	1.81				
				Int4:	1:10.24	(31)	14-15:	14.57	(4)	1.50				
				Int5:	1:24.81	(23)	15-Fin:	10.01	(38)	1.60				
				Fin:	1:34.82	(27)				2.46	63.59	Avg:	93.06	
27	2	STUHEC Ilka Stoeckli	SLO	Int1:	22.48	(25)	11-12:	18.04	(42)	0.38		Sp1	74.19	(38)
				Int2:	40.52	(37)	12-13:	18.58	(23)	1.36		Sp2	96.49	(5)
				Int3:	59.10	(32)	13-14:	11.01	(6)	1.58				
				Int4:	1:10.11	(26)	14-15:	14.90	(31)	1.37				
				Int5:	1:25.01	(28)	15-Fin:	9.81	(28)	1.80				
				Fin:	1:34.82	(27)				2.46	63.59	Avg:	93.06	
29 *	5	GUT-BEHRAMI Lara Head	SUI	Int1:	22.31	(8)	11-12:	17.19	(5)	0.21		Sp1	80.86	(4)
				Int2:	39.50	(4)	12-13:	18.95	(43)	0.34		Sp2	95.21	(17)
				Int3:	58.45	(17)	13-14:	11.29	(31)	0.93				
				Int4:	1:09.74	(19)	14-15:	15.16	(46)	1.00				
				Int5:	1:24.90	(27)	15-Fin:	10.03	(39)	1.69				
				Fin:	1:34.93	(29)				2.57	66.35	Avg:	92.95	
30 *	35	CASHMAN Keely Rossignol	USA	Int1:	22.61	(43)	11-12:	17.58	(21)	0.51				
				Int2:	40.19	(25)	12-13:	18.64	(25)	1.03				
				Int3:	58.83	(26)	13-14:	11.36	(41)	1.31				
				Int4:	1:10.19	(29)	14-15:	15.02	(41)	1.45				
				Int5:	1:25.21	(32)	15-Fin:	9.84	(29)	2.00				
				Fin:	1:35.05	(30)				2.69	69.37	Avg:	92.83	
31	38	FERK SAIONI Marusa Salomon	SLO	Int1:	22.54	(34)	11-12:	17.66	(25)	0.44		Sp1	76.04	(21)
				Int2:	40.20	(26)	12-13:	18.71	(29)	1.04		Sp2	92.14	(39)
				Int3:	58.91	(27)	13-14:	11.21	(23)	1.39				
				Int4:	1:10.12	(28)	14-15:	14.89	(30)	1.38				
				Int5:	1:25.01	(28)	15-Fin:	10.20	(49)	1.80				
				Fin:	1:35.21	(31)				2.85	73.37	Avg:	92.68	

Number of Competitors: 0 Number of NSAs: 0

Rank	Bib	Name Ski	NSA Code	Positions			Partials		Difference		Speed			
				Pos	Time	Rank	Pos	Time	Rank	Time	Dist.(m)	Pos.	(km/h)	Rank
32	10	TIPPLER Tamara Salomon	AUT	Int1:	22.51	(30)	11-12:	17.38	(12)	0.41		Sp1	75.22	(30)
				Int2:	39.89	(13)	12-13:	18.87	(41)	0.73		Sp2	92.73	(34)
				Int3:	58.76	(24)	13-14:	11.13	(15)	1.24				
				Int4:	1:09.89	(22)	14-15:	15.00	(38)	1.15				
				Int5:	1:24.89	(26)	15-Fin:	10.33	(51)	1.68				
				Fin:	1:35.22	(32)				2.86	73.62	Avg:	92.67	
33	44	PASLIER Esther Head	FRA	Int1:	22.53	(32)	11-12:	18.28	(49)	0.43		Sp1	75.97	(23)
				Int2:	40.81	(45)	12-13:	18.78	(35)	1.65		Sp2	95.90	(9)
				Int3:	59.59	(43)	13-14:	11.21	(23)	2.07				
				Int4:	1:10.80	(41)	14-15:	14.79	(20)	2.06				
				Int5:	1:25.59	(36)	15-Fin:	9.70	(16)	2.38				
				Fin:	1:35.29	(33)				2.93	75.36	Avg:	92.60	
34	7	DELAGO Nadia Atomic	ITA	Int1:	22.35	(11)	11-12:	17.87	(34)	0.25		Sp1	67.79	(54)
				Int2:	40.22	(28)	12-13:	19.02	(44)	1.06		Sp2	92.65	(35)
				Int3:	59.24	(34)	13-14:	11.32	(39)	1.72				
				Int4:	1:10.56	(35)	14-15:	15.29	(53)	1.82				
				Int5:	1:25.85	(41)	15-Fin:	9.49	(9)	2.64				
				Fin:	1:35.34	(34)				2.98	76.61	Avg:	92.55	
35	14	GISIN Michelle Rossignol	SUI	Int1:	22.43	(20)	11-12:	17.92	(36)	0.33		Sp1	74.93	(33)
				Int2:	40.35	(32)	12-13:	19.06	(46)	1.19		Sp2	95.58	(11)
				Int3:	59.41	(39)	13-14:	11.19	(20)	1.89				
				Int4:	1:10.60	(36)	14-15:	14.96	(35)	1.86				
				Int5:	1:25.56	(35)	15-Fin:	9.94	(34)	2.35				
				Fin:	1:35.50	(35)				3.14	80.59	Avg:	92.39	
36	53	MELESI Roberta Dynastar	ITA	Int1:	22.96	(52)	11-12:	17.85	(31)	0.86		Sp1	73.72	(41)
				Int2:	40.81	(45)	12-13:	18.50	(21)	1.65		Sp2	87.98	(53)
				Int3:	59.31	(35)	13-14:	11.43	(45)	1.79				
				Int4:	1:10.74	(40)	14-15:	14.90	(31)	2.00				
				Int5:	1:25.64	(38)	15-Fin:	9.91	(31)	2.43				
				Fin:	1:35.55	(36)				3.19	81.83	Avg:	92.35	
37	47	LUTHMAN Jonna Head	SWE	Int1:	23.03	(56)	11-12:	17.61	(22)	0.93		Sp1	68.69	(53)
				Int2:	40.64	(43)	12-13:	18.85	(40)	1.48		Sp2	94.26	(24)
				Int3:	59.49	(41)	13-14:	11.21	(23)	1.97				
				Int4:	1:10.70	(39)	14-15:	14.91	(33)	1.96				
				Int5:	1:25.61	(37)	15-Fin:	9.98	(36)	2.40				
				Fin:	1:35.59	(37)				3.23	82.82	Avg:	92.31	
38 *	25	DELAGO Nicol Atomic	ITA	Int1:	22.34	(10)	11-12:	18.15	(48)	0.24		Sp1	76.56	(16)
				Int2:	40.49	(34)	12-13:	18.45	(18)	1.33		Sp2	94.16	(26)
				Int3:	58.94	(28)	13-14:	11.26	(29)	1.42				
				Int4:	1:10.20	(30)	14-15:	15.19	(48)	1.46				
				Int5:	1:25.39	(33)	15-Fin:	10.35	(52)	2.18				
				Fin:	1:35.74	(38)				3.38	86.53	Avg:	92.16	
38	1	SUTER Corinne Head	SUI	Int1:	22.51	(30)	11-12:	18.43	(55)	0.41		Sp1	73.88	(39)
				Int2:	40.94	(49)	12-13:	18.81	(37)	1.78		Sp2	93.42	(27)
				Int3:	59.75	(44)	13-14:	11.16	(17)	2.23				
				Int4:	1:10.91	(43)	14-15:	15.12	(44)	2.17				
				Int5:	1:26.03	(46)	15-Fin:	9.71	(17)	2.82				
				Fin:	1:35.74	(38)				3.38	86.53	Avg:	92.16	

Crans-Montana (SUI)



7th Women's Downhill

THU 24 FEB 2022

PERFORMANCE ANALYSIS BY RANK 1ST TRAINING

Start Time 10:35

Number of Competitors: 0 Number of NSAs: 0

Rank	Bib	Name Ski	NSA Code	Positions			Partials		Difference		Speed			
				Pos	Time	Rank	Pos	Time	Rank	Time	Dist.(m)	Pos.	(km/h)	Rank
40	42	WRIGHT Isabella Atomic	USA	Int1:	22.40	(16)	11-12:	18.11	(47)	0.30		Sp1	78.08	(12)
				Int2:	40.51	(36)	12-13:	18.72	(30)	1.35		Sp2	94.43	(21)
				Int3:	59.23	(33)	13-14:	11.23	(26)	1.71				
				Int4:	1:10.46	(33)	14-15:	15.26	(51)	1.72				
				Int5:	1:25.72	(39)	15-Fin:	10.13	(47)	2.51				
				Fin:	1:35.85	(40)				3.49	89.24	Avg:	92.06	
40 *	37	PLESHKOVA Julia Head	RUS	Int1:	22.75	(51)	11-12:	17.75	(28)	0.65		Sp1	72.89	(44)
				Int2:	40.50	(35)	12-13:	18.83	(39)	1.34		Sp2	91.65	(43)
				Int3:	59.33	(36)	13-14:	11.47	(50)	1.81				
				Int4:	1:10.80	(41)	14-15:	15.25	(50)	2.06				
				Int5:	1:26.05	(47)	15-Fin:	9.80	(24)	2.84				
				Fin:	1:35.85	(40)				3.49	89.24	Avg:	92.06	
42	3	HUETTER Cornelia Head	AUT	Int1:	22.50	(28)	11-12:	18.09	(45)	0.40		Sp1	76.19	(18)
				Int2:	40.59	(39)	12-13:	19.26	(50)	1.43		Sp2	92.30	(38)
				Int3:	59.85	(48)	13-14:	11.43	(45)	2.33				
				Int4:	1:11.28	(47)	14-15:	14.71	(13)	2.54				
				Int5:	1:25.99	(45)	15-Fin:	9.91	(31)	2.78				
				Fin:	1:35.90	(42)				3.54	90.47	Avg:	92.01	
43	56	GROEBLI Nathalie Fischer	SUI	Int1:	22.47	(22)	11-12:	17.97	(38)	0.37		Sp1	76.60	(15)
				Int2:	40.44	(33)	12-13:	19.38	(53)	1.28		Sp2	93.15	(29)
				Int3:	59.82	(45)	13-14:	11.19	(20)	2.30				
				Int4:	1:11.01	(46)	14-15:	14.72	(16)	2.27				
				Int5:	1:25.73	(40)	15-Fin:	10.19	(48)	2.52				
				Fin:	1:35.92	(43)				3.56	90.97	Avg:	91.99	
44	54	MUZAFERIJA Elvedina Atomic	BIH	Int1:	22.59	(40)	11-12:	18.03	(41)	0.49		Sp1	71.35	(48)
				Int2:	40.62	(41)	12-13:	19.20	(48)	1.46		Sp2	96.35	(6)
				Int3:	59.82	(45)	13-14:	11.15	(16)	2.30				
				Int4:	1:10.97	(44)	14-15:	14.97	(36)	2.23				
				Int5:	1:25.94	(42)	15-Fin:	10.11	(46)	2.73				
				Fin:	1:36.05	(44)				3.69	94.16	Avg:	91.86	
45	51	JENAL Stephanie Atomic	SUI	Int1:	22.39	(14)	11-12:	17.91	(35)	0.29		Sp1	78.06	(13)
				Int2:	40.30	(30)	12-13:	19.26	(50)	1.14		Sp2	89.99	(49)
				Int3:	59.56	(42)	13-14:	11.41	(43)	2.04				
				Int4:	1:10.97	(44)	14-15:	15.01	(39)	2.23				
				Int5:	1:25.98	(43)	15-Fin:	10.08	(43)	2.77				
				Fin:	1:36.06	(45)				3.70	94.41	Avg:	91.86	
46 *	55	MORENO Cande Head	AND	Int1:	22.58	(39)	11-12:	18.34	(51)	0.48		Sp1	70.35	(52)
				Int2:	40.92	(48)	12-13:	19.06	(46)	1.76		Sp2	96.07	(8)
				Int3:	59.98	(49)	13-14:	11.30	(33)	2.46				
				Int4:	1:11.28	(47)	14-15:	15.01	(39)	2.54				
				Int5:	1:26.29	(48)	15-Fin:	10.05	(41)	3.08				
				Fin:	1:36.34	(46)				3.98	101.26	Avg:	91.59	
47	50	ZANONER Monica Head	ITA	Int1:	22.60	(42)	11-12:	18.66	(56)	0.50				
				Int2:	41.26	(56)	12-13:	18.77	(34)	2.10				
				Int3:	1:00.03	(51)	13-14:	11.44	(48)	2.51				
				Int4:	1:11.47	(50)	14-15:	15.03	(42)	2.73				
				Int5:	1:26.50	(50)	15-Fin:	10.00	(37)	3.29				
				Fin:	1:36.50	(47)				4.14	105.15	Avg:	91.44	

Crans-Montana (SUI)



7th Women's Downhill

THU 24 FEB 2022

PERFORMANCE ANALYSIS BY RANK 1ST TRAINING

Start Time 10:35

Number of Competitors: 0 Number of NSAs: 0

Rank	Bib	Name Ski	NSA Code	Positions			Partials		Difference		Speed			
				Pos	Time	Rank	Pos	Time	Rank	Time	Dist.(m)	Pos.	(km/h)	Rank
47 *	9	FLURY Jasmine Fischer	SUI	Int1:	22.40	(16)	11-12:	18.67	(58)	0.30		Sp1	75.36	(27)
				Int2:	41.07	(52)	12-13:	17.97	(1)	1.91		Sp2	95.30	(16)
				Int3:	59.04	(30)	13-14:	11.23	(26)	1.52				
				Int4:	1:10.27	(32)	14-15:	15.16	(46)	1.53				
				Int5:	1:25.43	(34)	15-Fin:	11.07	(58)	2.22				
				Fin:	1:36.50	(47)				4.14	105.15	Avg:	91.44	
49	43	KOLLY Noemie Stoekli	SUI	Int1:	22.56	(38)	11-12:	18.06	(43)	0.46		Sp1	79.69	(6)
				Int2:	40.62	(41)	12-13:	19.41	(54)	1.46		Sp2	90.30	(48)
				Int3:	1:00.03	(51)	13-14:	11.63	(56)	2.51				
				Int4:	1:11.66	(53)	14-15:	15.23	(49)	2.92				
				Int5:	1:26.89	(53)	15-Fin:	9.64	(14)	3.68				
				Fin:	1:36.53	(49)				4.17	105.88	Avg:	91.41	
50	6	LEDECKA Ester Atomic	CZE	Int1:	22.72	(50)	11-12:	17.85	(31)	0.62		Sp1	74.23	(36)
				Int2:	40.57	(38)	12-13:	19.46	(56)	1.41		Sp2	89.88	(50)
				Int3:	1:00.03	(51)	13-14:	11.47	(50)	2.51				
				Int4:	1:11.50	(51)	14-15:	14.98	(37)	2.76				
				Int5:	1:26.48	(49)	15-Fin:	10.10	(45)	3.27				
				Fin:	1:36.58	(50)				4.22	107.09	Avg:	91.36	
51 *	49	GROSSMANN Katja Rossignol	SUI	Int1:	22.70	(46)	11-12:	18.40	(53)	0.60		Sp1	71.17	(51)
				Int2:	41.10	(53)	12-13:	18.89	(42)	1.94		Sp2	90.91	(45)
				Int3:	59.99	(50)	13-14:	11.53	(53)	2.47				
				Int4:	1:11.52	(52)	14-15:	15.09	(43)	2.78				
				Int5:	1:26.61	(51)	15-Fin:	10.06	(42)	3.40				
				Fin:	1:36.67	(51)				4.31	109.28	Avg:	91.28	
52	32	WEMBSTAD Inni Holm	NOR	Int1:	22.71	(48)	11-12:	17.94	(37)	0.61		Sp1	76.12	(19)
				Int2:	40.65	(44)	12-13:	18.72	(30)	1.49		Sp2	91.83	(41)
				Int3:	59.37	(38)	13-14:	11.30	(33)	1.85				
				Int4:	1:10.67	(38)	14-15:	15.31	(55)	1.93				
				Int5:	1:25.98	(43)	15-Fin:	10.88	(57)	2.77				
				Fin:	1:36.86	(52)				4.50	113.87	Avg:	91.10	
53 *	48	WILKINSON Alix Voelkl	USA	Int1:	23.24	(58)	11-12:	18.01	(39)	1.14		Sp1	74.76	(34)
				Int2:	41.25	(55)	12-13:	19.45	(55)	2.09		Sp2	94.28	(23)
				Int3:	1:00.70	(56)	13-14:	11.26	(29)	3.18				
				Int4:	1:11.96	(54)	14-15:	14.87	(27)	3.22				
				Int5:	1:26.83	(52)	15-Fin:	10.31	(50)	3.62				
				Fin:	1:37.14	(53)				4.78	120.61	Avg:	90.83	
54	31	ORTLIEB Nina Head	AUT	Int1:	22.97	(54)	11-12:	18.41	(54)	0.87		Sp1	75.09	(32)
				Int2:	41.38	(57)	12-13:	19.04	(45)	2.22		Sp2	84.72	(54)
				Int3:	1:00.42	(54)	13-14:	12.01	(59)	2.90				
				Int4:	1:12.43	(57)	14-15:	15.28	(52)	3.69				
				Int5:	1:27.71	(56)	15-Fin:	9.71	(17)	4.50				
				Fin:	1:37.42	(54)				5.06	127.31	Avg:	90.57	
55 *	57	FLECKENSTEIN Stefanie Rossignol	CAN	Int1:	22.59	(40)	11-12:	18.02	(40)	0.49				
				Int2:	40.61	(40)	12-13:	19.21	(49)	1.45				
				Int3:	59.82	(45)	13-14:	11.56	(54)	2.30				
				Int4:	1:11.38	(49)	14-15:	15.58	(57)	2.64				
				Int5:	1:26.96	(54)	15-Fin:	10.54	(56)	3.75				
				Fin:	1:37.50	(55)				5.14	129.21	Avg:	90.50	



AUDI FIS SKI WORLD CUP 2021/22



Crans-Montana (SUI)



7th Women's Downhill

THU 24 FEB 2022

PERFORMANCE ANALYSIS BY BIB 1ST TRAINING

Start Time 10:35

Number of Competitors: 61 Number of NSAs: 18

Bib	Name Ski	NSA Code	Positions			Partials		Difference		Speed			
			Pos	Time	Rank	Pos	Time	Rank	Time	Dist.(m)	Pos.	(km/h)	Rank
1	SUTER Corinne Head	SUI	Int1:	22.51	(30)	11-12:	18.43	(56)	0.41		Sp1	73.88	(40)
			Int2:	40.94	(50)	12-13:	18.81	(37)	1.78		Sp2	93.42	(27)
			Int3:	59.75	(44)	13-14:	11.16	(17)	2.23				
			Int4:	1:10.91	(43)	14-15:	15.12	(44)	2.17				
			Int5:	1:26.03	(46)	15-Fin:	9.71	(17)	2.82				
			Fin:	1:35.74	(38)				3.38	86.53	Avg:	92.16	
2	STUHEC Ilka Stoeckli	SLO	Int1:	22.48	(25)	11-12:	18.04	(43)	0.38		Sp1	74.19	(38)
			Int2:	40.52	(38)	12-13:	18.58	(23)	1.36		Sp2	96.49	(5)
			Int3:	59.10	(32)	13-14:	11.01	(6)	1.58				
			Int4:	1:10.11	(26)	14-15:	14.90	(31)	1.37				
			Int5:	1:25.01	(28)	15-Fin:	9.81	(28)	1.80				
			Fin:	1:34.82	(27)				2.46	63.59	Avg:	93.06	
3	HUETTER Cornelia Head	AUT	Int1:	22.50	(28)	11-12:	18.09	(46)	0.40		Sp1	76.19	(18)
			Int2:	40.59	(40)	12-13:	19.26	(50)	1.43		Sp2	92.30	(38)
			Int3:	59.85	(48)	13-14:	11.43	(45)	2.33				
			Int4:	1:11.28	(47)	14-15:	14.71	(13)	2.54				
			Int5:	1:25.99	(45)	15-Fin:	9.91	(31)	2.78				
			Fin:	1:35.90	(42)				3.54	90.47	Avg:	92.01	
* 4	GAGNON Marie-Michele Head	CAN	Int1:	22.23	(6)	11-12:	17.30	(8)	0.13		Sp1	78.88	(9)
			Int2:	39.53	(5)	12-13:	18.82	(38)	0.37		Sp2	94.21	(25)
			Int3:	58.35	(13)	13-14:	11.31	(36)	0.83				
			Int4:	1:09.66	(14)	14-15:	14.75	(17)	0.92				
			Int5:	1:24.41	(17)	15-Fin:	9.37	(3)	1.20				
			Fin:	1:33.78	(9)				1.42	37.11	Avg:	94.09	
* 5	GUT-BEHRAMI Lara Head	SUI	Int1:	22.31	(8)	11-12:	17.19	(5)	0.21		Sp1	80.86	(4)
			Int2:	39.50	(4)	12-13:	18.95	(43)	0.34		Sp2	95.21	(17)
			Int3:	58.45	(17)	13-14:	11.29	(31)	0.93				
			Int4:	1:09.74	(19)	14-15:	15.16	(46)	1.00				
			Int5:	1:24.90	(27)	15-Fin:	10.03	(39)	1.69				
			Fin:	1:34.93	(29)				2.57	66.35	Avg:	92.95	
6	LEDECKA Ester Atomic	CZE	Int1:	22.72	(51)	11-12:	17.85	(32)	0.62		Sp1	74.23	(36)
			Int2:	40.57	(39)	12-13:	19.46	(56)	1.41		Sp2	89.88	(50)
			Int3:	1:00.03	(51)	13-14:	11.47	(50)	2.51				
			Int4:	1:11.50	(51)	14-15:	14.98	(37)	2.76				
			Int5:	1:26.48	(49)	15-Fin:	10.10	(45)	3.27				
			Fin:	1:36.58	(50)				4.22	107.09	Avg:	91.36	
7	DELAGO Nadia Atomic	ITA	Int1:	22.35	(11)	11-12:	17.87	(35)	0.25		Sp1	67.79	(55)
			Int2:	40.22	(29)	12-13:	19.02	(44)	1.06		Sp2	92.65	(35)
			Int3:	59.24	(34)	13-14:	11.32	(39)	1.72				
			Int4:	1:10.56	(35)	14-15:	15.29	(53)	1.82				
			Int5:	1:25.85	(41)	15-Fin:	9.49	(9)	2.64				
			Fin:	1:35.34	(34)				2.98	76.61	Avg:	92.55	

Crans-Montana (SUI)



7th Women's Downhill

THU 24 FEB 2022

PERFORMANCE ANALYSIS BY BIB 1ST TRAINING

Start Time 10:35

Number of Competitors: 61 Number of NSAs: 18

Bib	Name Ski	NSA Code	Positions			Partials		Difference		Speed			
			Pos	Time	Rank	Pos	Time	Rank	Time	Dist.(m)	Pos.	(km/h)	Rank
8	BRIGNONE Federica Rossignol	ITA	Int1:	22.70	(47)	11-12:	17.51	(17)	0.60		Sp1	75.55	(25)
			Int2:	40.21	(28)	12-13:	18.41	(14)	1.05		Sp2	95.31	(15)
			Int3:	58.62	(21)	13-14:	11.16	(17)	1.10				
			Int4:	1:09.78	(20)	14-15:	14.87	(27)	1.04				
			Int5:	1:24.65	(21)	15-Fin:	9.43	(5)	1.44				
			Fin:	1:34.08	(14)				1.72	44.81	Avg:	93.79	
* 9	FLURY Jasmine Fischer	SUI	Int1:	22.40	(16)	11-12:	18.67	(59)	0.30		Sp1	75.36	(27)
			Int2:	41.07	(53)	12-13:	17.97	(1)	1.91		Sp2	95.30	(16)
			Int3:	59.04	(30)	13-14:	11.23	(26)	1.52				
			Int4:	1:10.27	(32)	14-15:	15.16	(46)	1.53				
			Int5:	1:25.43	(34)	15-Fin:	11.07	(58)	2.22				
			Fin:	1:36.50	(47)				4.14	105.15	Avg:	91.44	
10	TIPPLER Tamara Salomon	AUT	Int1:	22.51	(30)	11-12:	17.38	(12)	0.41		Sp1	75.22	(30)
			Int2:	39.89	(13)	12-13:	18.87	(41)	0.73		Sp2	92.73	(34)
			Int3:	58.76	(24)	13-14:	11.13	(15)	1.24				
			Int4:	1:09.89	(22)	14-15:	15.00	(38)	1.15				
			Int5:	1:24.89	(26)	15-Fin:	10.33	(51)	1.68				
			Fin:	1:35.22	(32)				2.86	73.62	Avg:	92.67	
11	WEIDLE Kira Rossignol	GER	Int1:	22.68	(46)	11-12:	17.33	(9)	0.58		Sp1	71.24	(51)
			Int2:	40.01	(17)	12-13:	18.65	(27)	0.85		Sp2	97.40	(2)
			Int3:	58.66	(22)	13-14:	11.06	(9)	1.14				
			Int4:	1:09.72	(18)	14-15:	14.68	(12)	0.98				
			Int5:	1:24.40	(16)	15-Fin:	9.85	(30)	1.19				
			Fin:	1:34.25	(19)				1.89	49.15	Avg:	93.62	
12	MOWINCKEL Ragnhild Head	NOR	Int1:	22.22	(5)	11-12:	17.10	(2)	0.12		Sp1	78.25	(11)
			Int2:	39.32	(2)	12-13:	18.46	(19)	0.16		Sp2	98.17	(1)
			Int3:	57.78	(4)	13-14:	11.00	(5)	0.26				
			Int4:	1:08.78	(2)	14-15:	14.43	(3)	0.04				
			Int5:	1:23.21	(1)	15-Fin:	9.80	(24)	0.00				
			Fin:	1:33.01	(2)				0.65	17.13	Avg:	94.87	
*13	PUCHNER Mirjam Atomic	AUT	Int1:	22.20	(4)	11-12:	17.50	(16)	0.10		Sp1	75.27	(29)
			Int2:	39.70	(11)	12-13:	18.63	(24)	0.54		Sp2	91.73	(42)
			Int3:	58.33	(12)	13-14:	11.07	(10)	0.81				
			Int4:	1:09.40	(9)	14-15:	14.84	(24)	0.66				
			Int5:	1:24.24	(10)	15-Fin:	9.91	(31)	1.03				
			Fin:	1:34.15	(16)				1.79	46.60	Avg:	93.72	
14	GISIN Michelle Rossignol	SUI	Int1:	22.43	(20)	11-12:	17.92	(37)	0.33		Sp1	74.93	(33)
			Int2:	40.35	(33)	12-13:	19.06	(46)	1.19		Sp2	95.58	(11)
			Int3:	59.41	(39)	13-14:	11.19	(20)	1.89				
			Int4:	1:10.60	(36)	14-15:	14.96	(35)	1.86				
			Int5:	1:25.56	(35)	15-Fin:	9.94	(34)	2.35				
			Fin:	1:35.50	(35)				3.14	80.59	Avg:	92.39	
15	CURTONI Elena Head	ITA	Int1:	22.36	(12)	11-12:	17.63	(25)	0.26		Sp1	80.16	(5)
			Int2:	39.99	(16)	12-13:	18.38	(11)	0.83		Sp2	97.40	(2)
			Int3:	58.37	(14)	13-14:	11.11	(14)	0.85				
			Int4:	1:09.48	(10)	14-15:	14.71	(13)	0.74				
			Int5:	1:24.19	(8)	15-Fin:	9.48	(7)	0.98				
			Fin:	1:33.67	(7)				1.31	34.28	Avg:	94.20	

Crans-Montana (SUI)



7th Women's Downhill

THU 24 FEB 2022

PERFORMANCE ANALYSIS BY BIB 1ST TRAINING

Start Time 10:35

Number of Competitors: 61 Number of NSAs: 18

Bib	Name Ski	NSA Code	Positions			Partials		Difference		Speed			
			Pos	Time	Rank	Pos	Time	Rank	Time	Dist.(m)	Pos.	(km/h)	Rank
16	SCHEYER Christine Head	AUT	Int1:	22.54	(34)	11-12:	17.56	(19)	0.44		Sp1	75.49	(26)
			Int2:	40.10	(21)	12-13:	18.11	(4)	0.94		Sp2	95.02	(18)
			Int3:	58.21	(9)	13-14:	11.01	(6)	0.69				
			Int4:	1:09.22	(7)	14-15:	14.83	(23)	0.48				
			Int5:	1:24.05	(7)	15-Fin:	9.64	(14)	0.84				
			Fin:	1:33.69	(8)				1.33	34.79	Avg:	94.18	
17	SIEBENHOFER Ramona Fischer	AUT	Int1:	22.49	(26)	11-12:	17.61	(23)	0.39		Sp1	74.54	(35)
			Int2:	40.10	(21)	12-13:	18.72	(30)	0.94		Sp2	91.93	(40)
			Int3:	58.82	(25)	13-14:	11.29	(31)	1.30				
			Int4:	1:10.11	(26)	14-15:	14.65	(10)	1.37				
			Int5:	1:24.76	(22)	15-Fin:	9.78	(22)	1.55				
			Fin:	1:34.54	(23)				2.18	56.52	Avg:	93.33	
18	VLHOVA Petra Rossignol	SVK	Int1:	22.61	(44)	11-12:	17.44	(14)	0.51		Sp1	71.35	(49)
			Int2:	40.05	(18)	12-13:	18.36	(9)	0.89		Sp2	94.31	(22)
			Int3:	58.41	(16)	13-14:	11.07	(10)	0.89				
			Int4:	1:09.48	(10)	14-15:	14.88	(29)	0.74				
			Int5:	1:24.36	(12)	15-Fin:	9.71	(17)	1.15				
			Fin:	1:34.07	(13)				1.71	44.55	Avg:	93.80	
19	GOGGIA Sofia Atomic	ITA	Int1:	22.47	(22)	11-12:	17.66	(26)	0.37		Sp1	73.31	(43)
			Int2:	40.13	(23)	12-13:	18.14	(5)	0.97		Sp2	92.90	(32)
			Int3:	58.27	(10)	13-14:	11.41	(43)	0.75				
			Int4:	1:09.68	(16)	14-15:	14.71	(13)	0.94				
			Int5:	1:24.39	(14)	15-Fin:	9.79	(23)	1.18				
			Fin:	1:34.18	(17)				1.82	47.36	Avg:	93.69	
20	HAEHLEN Joana Atomic	SUI	Int1:	22.10	(1)	11-12:	17.45	(15)	0.00		Sp1	79.21	(7)
			Int2:	39.55	(6)	12-13:	18.22	(6)	0.39		Sp2	92.74	(33)
			Int3:	57.77	(3)	13-14:	10.97	(4)	0.25				
			Int4:	1:08.74	(1)	14-15:	14.57	(4)	0.00				
			Int5:	1:23.31	(2)	15-Fin:	9.05	(1)	0.10				
			Fin:	1:32.36	(1)				0.00	0.00	Avg:	95.53	
21	REISINGER Elisabeth Head	AUT	Int1:	22.47	(22)	11-12:	17.86	(34)	0.37		Sp1	82.48	(2)
			Int2:	40.33	(32)	12-13:	20.29	(59)	1.17		Sp2	90.42	(46)
			Int3:	1:00.62	(55)	13-14:	11.61	(55)	3.10				
			Int4:	1:12.23	(56)	14-15:	15.29	(53)	3.49				
			Int5:	1:27.52	(55)	15-Fin:	11.44	(60)	4.31				
			Fin:	1:38.96	(59)				6.60	163.47	Avg:	89.16	
22	MIRADOLI Romane Dynastar	FRA	Int1:	22.19	(3)	11-12:	17.39	(13)	0.09		Sp1	79.03	(8)
			Int2:	39.58	(7)	12-13:	18.39	(13)	0.42		Sp2	95.55	(12)
			Int3:	57.97	(5)	13-14:	10.95	(3)	0.45				
			Int4:	1:08.92	(3)	14-15:	15.12	(44)	0.18				
			Int5:	1:24.04	(6)	15-Fin:	10.09	(44)	0.83				
			Fin:	1:34.13	(15)				1.77	46.09	Avg:	93.74	
23	FEST Nadine Rossignol	AUT	Int1:	22.24	(7)	11-12:	17.16	(3)	0.14		Sp1	77.34	(14)
			Int2:	39.40	(3)	12-13:	18.64	(25)	0.24		Sp2	95.72	(10)
			Int3:	58.04	(6)	13-14:	11.07	(10)	0.52				
			Int4:	1:09.11	(6)	14-15:	14.59	(8)	0.37				
			Int5:	1:23.70	(5)	15-Fin:	9.58	(13)	0.49				
			Fin:	1:33.28	(5)				0.92	24.17	Avg:	94.59	

Crans-Montana (SUI)



7th Women's Downhill

THU 24 FEB 2022

PERFORMANCE ANALYSIS BY BIB 1ST TRAINING

Start Time 10:35

Number of Competitors: 61 Number of NSAs: 18

Bib	Name Ski	NSA Code	Positions			Partials		Difference		Speed			
			Pos	Time	Rank	Pos	Time	Rank	Time	Dist.(m)	Pos.	(km/h)	Rank
*24	RAEDLER Ariane Head	AUT	Int1:	22.42	(19)	11-12:	17.16	(3)	0.32		Sp1	81.78	(3)
			Int2:	39.58	(7)	12-13:	18.54	(22)	0.42		Sp2	92.98	(30)
			Int3:	58.12	(8)	13-14:	11.50	(52)	0.60				
			Int4:	1:09.62	(13)	14-15:	14.76	(18)	0.88				
			Int5:	1:24.38	(13)	15-Fin:	9.94	(34)	1.17				
			Fin:	1:34.32	(20)				1.96	50.93	Avg:	93.55	
*25	DELAGO Nicol Atomic	ITA	Int1:	22.34	(10)	11-12:	18.15	(49)	0.24		Sp1	76.56	(16)
			Int2:	40.49	(35)	12-13:	18.45	(18)	1.33		Sp2	94.16	(26)
			Int3:	58.94	(28)	13-14:	11.26	(29)	1.42				
			Int4:	1:10.20	(30)	14-15:	15.19	(48)	1.46				
			Int5:	1:25.39	(33)	15-Fin:	10.35	(52)	2.18				
			Fin:	1:35.74	(38)				3.38	86.53	Avg:	92.16	
*26	GAUCHE Laura Head	FRA	Int1:	22.45	(21)	11-12:	17.23	(6)	0.35		Sp1	78.66	(10)
			Int2:	39.68	(10)	12-13:	17.99	(2)	0.52		Sp2	94.66	(19)
			Int3:	57.67	(2)	13-14:	11.32	(39)	0.15				
			Int4:	1:08.99	(5)	14-15:	14.37	(1)	0.25				
			Int5:	1:23.36	(3)	15-Fin:	9.80	(24)	0.15				
			Fin:	1:33.16	(3)				0.80	21.05	Avg:	94.71	
27	WILES Jacqueline Rossignol	USA	Int1:	22.39	(14)	11-12:	17.37	(11)	0.29		Sp1	72.36	(46)
			Int2:	39.76	(12)	12-13:	18.30	(7)	0.60		Sp2	92.35	(37)
			Int3:	58.06	(7)	13-14:	11.20	(22)	0.54				
			Int4:	1:09.26	(8)	14-15:	14.93	(34)	0.52				
			Int5:	1:24.19	(8)	15-Fin:	9.32	(2)	0.98				
			Fin:	1:33.51	(6)				1.15	30.14	Avg:	94.36	
28	VENIER Stephanie Head	AUT	Int1:	22.53	(32)	11-12:	17.36	(10)	0.43		Sp1	75.63	(24)
			Int2:	39.89	(13)	12-13:	18.65	(27)	0.73		Sp2	91.02	(44)
			Int3:	58.54	(19)	13-14:	11.17	(19)	1.02				
			Int4:	1:09.71	(17)	14-15:	14.84	(24)	0.97				
			Int5:	1:24.55	(18)	15-Fin:	9.51	(10)	1.34				
			Fin:	1:34.06	(12)				1.70	44.30	Avg:	93.81	
29	NUFER Priska Dynastar	SUI	Int1:	22.33	(9)	11-12:	17.25	(7)	0.23				
			Int2:	39.58	(7)	12-13:	18.79	(36)	0.42				
			Int3:	58.37	(14)	13-14:	11.68	(57)	0.85				
			Int4:	1:10.05	(25)	14-15:	14.81	(22)	1.31				
			Int5:	1:24.86	(25)	15-Fin:	9.57	(12)	1.65				
			Fin:	1:34.43	(22)				2.07	53.73	Avg:	93.44	
*30	MARSAGLIA Francesca Salomon	ITA	Int1:	22.40	(16)	11-12:	16.76	(1)	0.30		Sp1	83.90	(1)
			Int2:	39.16	(1)	12-13:	18.36	(9)	0.00		Sp2	94.64	(20)
			Int3:	57.52	(1)	13-14:	11.43	(45)	0.00				
			Int4:	1:08.95	(4)	14-15:	14.58	(7)	0.21				
			Int5:	1:23.53	(4)	15-Fin:	9.72	(20)	0.32				
			Fin:	1:33.25	(4)				0.89	23.39	Avg:	94.62	
31	ORTLIEB Nina Head	AUT	Int1:	22.97	(55)	11-12:	18.41	(55)	0.87		Sp1	75.09	(32)
			Int2:	41.38	(58)	12-13:	19.04	(45)	2.22		Sp2	84.72	(54)
			Int3:	1:00.42	(54)	13-14:	12.01	(59)	2.90				
			Int4:	1:12.43	(57)	14-15:	15.28	(52)	3.69				
			Int5:	1:27.71	(56)	15-Fin:	9.71	(17)	4.50				
			Fin:	1:37.42	(54)				5.06	127.31	Avg:	90.57	

Crans-Montana (SUI)



7th Women's Downhill

THU 24 FEB 2022

PERFORMANCE ANALYSIS BY BIB 1ST TRAINING

Start Time 10:35

Number of Competitors: 61 Number of NSAs: 18

Bib	Name Ski	NSA Code	Positions			Partials		Difference		Speed			
			Pos	Time	Rank	Pos	Time	Rank	Time	Dist.(m)	Pos.	(km/h)	Rank
32	WEMBSTAD Inni Holm	NOR	Int1:	22.71	(49)	11-12:	17.94	(38)	0.61		Sp1	76.12	(19)
			Int2:	40.65	(45)	12-13:	18.72	(30)	1.49		Sp2	91.83	(41)
			Int3:	59.37	(38)	13-14:	11.30	(33)	1.85				
			Int4:	1:10.67	(38)	14-15:	15.31	(55)	1.93				
			Int5:	1:25.98	(43)	15-Fin:	10.88	(57)	2.77				
			Fin:	1:36.86	(52)				4.50	113.87	Avg:	91.10	
33	SUTER Jasmina Stoekli	SUI	Int1:	22.55	(36)	11-12:	17.71	(28)	0.45				
			Int2:	40.26	(30)	12-13:	18.41	(14)	1.10		Sp2	92.41	(36)
			Int3:	58.67	(23)	13-14:	11.23	(26)	1.15				
			Int4:	1:09.90	(23)	14-15:	14.65	(10)	1.16				
			Int5:	1:24.55	(18)	15-Fin:	9.80	(24)	1.34				
			Fin:	1:34.35	(21)				1.99	51.70	Avg:	93.52	
34	HAASER Ricarda Fischer	AUT	Int1:	22.37	(13)	11-12:	17.81	(31)	0.27		Sp1	76.31	(17)
			Int2:	40.18	(25)	12-13:	18.76	(33)	1.02		Sp2	89.63	(51)
			Int3:	58.94	(28)	13-14:	11.68	(57)	1.42				
			Int4:	1:10.62	(37)	14-15:	14.42	(2)	1.88				
			Int5:	1:25.04	(30)	15-Fin:	9.75	(21)	1.83				
			Fin:	1:34.79	(26)				2.43	62.83	Avg:	93.09	
*35	CASHMAN Keely Rossignol	USA	Int1:	22.61	(44)	11-12:	17.58	(22)	0.51				
			Int2:	40.19	(26)	12-13:	18.64	(25)	1.03				
			Int3:	58.83	(26)	13-14:	11.36	(41)	1.31				
			Int4:	1:10.19	(29)	14-15:	15.02	(41)	1.45				
			Int5:	1:25.21	(32)	15-Fin:	9.84	(29)	2.00				
			Fin:	1:35.05	(30)				2.69	69.37	Avg:	92.83	
36	SUTER Juliana Atomic	SUI	Int1:	22.59	(40)	11-12:	17.54	(18)	0.49		Sp1	74.10	(39)
			Int2:	40.13	(23)	12-13:			0.97				
			Int3:			13-14:							
			Int4:			14-15:							
			Int5:			15-Fin:							
			Fin:	DNF									
*37	PLESHKOVA Julia Head	RUS	Int1:	22.75	(52)	11-12:	17.75	(29)	0.65		Sp1	72.89	(45)
			Int2:	40.50	(36)	12-13:	18.83	(39)	1.34		Sp2	91.65	(43)
			Int3:	59.33	(36)	13-14:	11.47	(50)	1.81				
			Int4:	1:10.80	(41)	14-15:	15.25	(50)	2.06				
			Int5:	1:26.05	(47)	15-Fin:	9.80	(24)	2.84				
			Fin:	1:35.85	(40)				3.49	89.24	Avg:	92.06	
38	FERK SAIONI Marusa Salomon	SLO	Int1:	22.54	(34)	11-12:	17.66	(26)	0.44		Sp1	76.04	(21)
			Int2:	40.20	(27)	12-13:	18.71	(29)	1.04		Sp2	92.14	(39)
			Int3:	58.91	(27)	13-14:	11.21	(23)	1.39				
			Int4:	1:10.12	(28)	14-15:	14.89	(30)	1.38				
			Int5:	1:25.01	(28)	15-Fin:	10.20	(49)	1.80				
			Fin:	1:35.21	(31)				2.85	73.37	Avg:	92.68	
39	MAIER Sabrina Atomic	AUT	Int1:	22.49	(26)	11-12:	17.57	(21)	0.39		Sp1	76.05	(20)
			Int2:	40.06	(19)	12-13:	18.42	(16)	0.90		Sp2	95.53	(13)
			Int3:	58.48	(18)	13-14:	11.30	(33)	0.96				
			Int4:	1:09.78	(20)	14-15:	14.77	(19)	1.04				
			Int5:	1:24.55	(18)	15-Fin:	9.48	(7)	1.34				
			Fin:	1:34.03	(11)				1.67	43.53	Avg:	93.84	

Crans-Montana (SUI)



7th Women's Downhill

THU 24 FEB 2022

PERFORMANCE ANALYSIS BY BIB 1ST TRAINING

Start Time 10:35

Number of Competitors: 61 Number of NSAs: 18

Bib	Name Ski	NSA Code	Positions			Partials		Difference		Speed			
			Pos	Time	Rank	Pos	Time	Rank	Time	Dist.(m)	Pos.	(km/h)	Rank
40	AGER Christina Atomic	AUT	Int1:	22.18	(2)	11-12:	17.79	(30)	0.08		Sp1	75.33	(28)
			Int2:	39.97	(15)	12-13:	18.31	(8)	0.81		Sp2	92.93	(31)
			Int3:	58.28	(11)	13-14:	11.39	(42)	0.76				
			Int4:	1:09.67	(15)	14-15:	14.63	(9)	0.93				
			Int5:	1:24.30	(11)	15-Fin:	9.51	(10)	1.09				
			Fin:	1:33.81	(10)				1.45	37.88	Avg:	94.06	
41	GAUTHIER Tiffany Rossignol	FRA	Int1:	24.11	(61)	11-12:	19.03	(61)	2.01		Sp1	73.79	(41)
			Int2:	43.14	(61)	12-13:	20.42	(60)	3.98		Sp2	76.00	(55)
			Int3:	1:03.56	(60)	13-14:	13.27	(60)	6.04				
			Int4:	1:16.83	(60)	14-15:	17.57	(60)	8.09				
			Int5:	1:34.40	(60)	15-Fin:	11.38	(59)	11.19				
			Fin:	1:45.78	(60)				13.42	310.95	Avg:	83.41	
42	WRIGHT Isabella Atomic	USA	Int1:	22.40	(16)	11-12:	18.11	(48)	0.30		Sp1	78.08	(12)
			Int2:	40.51	(37)	12-13:	18.72	(30)	1.35		Sp2	94.43	(21)
			Int3:	59.23	(33)	13-14:	11.23	(26)	1.71				
			Int4:	1:10.46	(33)	14-15:	15.26	(51)	1.72				
			Int5:	1:25.72	(39)	15-Fin:	10.13	(47)	2.51				
			Fin:	1:35.85	(40)				3.49	89.24	Avg:	92.06	
43	KOLLY Noemie Stoekli	SUI	Int1:	22.56	(38)	11-12:	18.06	(44)	0.46		Sp1	79.69	(6)
			Int2:	40.62	(42)	12-13:	19.41	(54)	1.46		Sp2	90.30	(48)
			Int3:	1:00.03	(51)	13-14:	11.63	(56)	2.51				
			Int4:	1:11.66	(53)	14-15:	15.23	(49)	2.92				
			Int5:	1:26.89	(53)	15-Fin:	9.64	(14)	3.68				
			Fin:	1:36.53	(49)				4.17	105.88	Avg:	91.41	
44	PASLIER Esther Head	FRA	Int1:	22.53	(32)	11-12:	18.28	(50)	0.43		Sp1	75.97	(23)
			Int2:	40.81	(46)	12-13:	18.78	(35)	1.65		Sp2	95.90	(9)
			Int3:	59.59	(43)	13-14:	11.21	(23)	2.07				
			Int4:	1:10.80	(41)	14-15:	14.79	(20)	2.06				
			Int5:	1:25.59	(36)	15-Fin:	9.70	(16)	2.38				
			Fin:	1:35.29	(33)				2.93	75.36	Avg:	92.60	
*45	NUSSBAUMER Vanessa Head	AUT	Int1:	22.50	(28)	11-12:	17.56	(19)	0.40				
			Int2:	40.06	(19)	12-13:	18.48	(20)	0.90				
			Int3:	58.54	(19)	13-14:	11.05	(8)	1.02				
			Int4:	1:09.59	(12)	14-15:	14.80	(21)	0.85				
			Int5:	1:24.39	(14)	15-Fin:	10.38	(55)	1.18				
			Fin:	1:34.77	(25)				2.41	62.33	Avg:	93.11	
46	DOLMEN Elena Salomon	ITA	Int1:	22.55	(36)	11-12:	18.35	(53)	0.45		Sp1	76.00	(22)
			Int2:	40.90	(48)	12-13:	18.43	(17)	1.74		Sp2	97.13	(4)
			Int3:	59.33	(36)	13-14:	10.91	(1)	1.81				
			Int4:	1:10.24	(31)	14-15:	14.57	(4)	1.50				
			Int5:	1:24.81	(23)	15-Fin:	10.01	(38)	1.60				
			Fin:	1:34.82	(27)				2.46	63.59	Avg:	93.06	
47	LUTHMAN Jonna Head	SWE	Int1:	23.03	(57)	11-12:	17.61	(23)	0.93		Sp1	68.69	(54)
			Int2:	40.64	(44)	12-13:	18.85	(40)	1.48		Sp2	94.26	(24)
			Int3:	59.49	(41)	13-14:	11.21	(23)	1.97				
			Int4:	1:10.70	(39)	14-15:	14.91	(33)	1.96				
			Int5:	1:25.61	(37)	15-Fin:	9.98	(36)	2.40				
			Fin:	1:35.59	(37)				3.23	82.82	Avg:	92.31	

Crans-Montana (SUI)


7th Women's Downhill

THU 24 FEB 2022

PERFORMANCE ANALYSIS BY BIB 1ST TRAINING

Start Time 10:35

Number of Competitors: 61 Number of NSAs: 18

Bib	Name Ski	NSA Code	Positions			Partials		Difference		Speed			
			Pos	Time	Rank	Pos	Time	Rank	Time	Dist.(m)	Pos.	(km/h)	Rank
*48	WILKINSON Alix Voelkl	USA	Int1:	23.24	(59)	11-12:	18.01	(40)	1.14		Sp1	74.76	(34)
			Int2:	41.25	(56)	12-13:	19.45	(55)	2.09		Sp2	94.28	(23)
			Int3:	1:00.70	(56)	13-14:	11.26	(29)	3.18				
			Int4:	1:11.96	(54)	14-15:	14.87	(27)	3.22				
			Int5:	1:26.83	(52)	15-Fin:	10.31	(50)	3.62				
			Fin:	1:37.14	(53)				4.78	120.61	Avg:	90.83	
*49	GROSSMANN Katja Rossignol	SUI	Int1:	22.70	(47)	11-12:	18.40	(54)	0.60		Sp1	71.17	(52)
			Int2:	41.10	(54)	12-13:	18.89	(42)	1.94		Sp2	90.91	(45)
			Int3:	59.99	(50)	13-14:	11.53	(53)	2.47				
			Int4:	1:11.52	(52)	14-15:	15.09	(43)	2.78				
			Int5:	1:26.61	(51)	15-Fin:	10.06	(42)	3.40				
			Fin:	1:36.67	(51)				4.31	109.28	Avg:	91.28	
50	ZANONER Monica Head	ITA	Int1:	22.60	(43)	11-12:	18.66	(57)	0.50				
			Int2:	41.26	(57)	12-13:	18.77	(34)	2.10				
			Int3:	1:00.03	(51)	13-14:	11.44	(48)	2.51				
			Int4:	1:11.47	(50)	14-15:	15.03	(42)	2.73				
			Int5:	1:26.50	(50)	15-Fin:	10.00	(37)	3.29				
			Fin:	1:36.50	(47)				4.14	105.15	Avg:	91.44	
51	JENAL Stephanie Atomic	SUI	Int1:	22.39	(14)	11-12:	17.91	(36)	0.29		Sp1	78.06	(13)
			Int2:	40.30	(31)	12-13:	19.26	(50)	1.14		Sp2	89.99	(49)
			Int3:	59.56	(42)	13-14:	11.41	(43)	2.04				
			Int4:	1:10.97	(44)	14-15:	15.01	(39)	2.23				
			Int5:	1:25.98	(43)	15-Fin:	10.08	(43)	2.77				
			Fin:	1:36.06	(45)				3.70	94.41	Avg:	91.86	
*52	SMALL Greta Atomic	AUS	Int1:	23.13	(58)	11-12:	18.07	(45)	1.03		Sp1	74.23	(36)
			Int2:	41.20	(55)	12-13:	19.51	(57)	2.04		Sp2	88.93	(52)
			Int3:	1:00.71	(57)	13-14:	11.46	(49)	3.19				
			Int4:	1:12.17	(55)	14-15:	15.77	(59)	3.43				
			Int5:	1:27.94	(57)	15-Fin:	10.04	(40)	4.73				
			Fin:	1:37.98	(56)				5.62	140.59	Avg:	90.06	
53	MELESI Roberta Dynastar	ITA	Int1:	22.96	(53)	11-12:	17.85	(32)	0.86		Sp1	73.72	(42)
			Int2:	40.81	(46)	12-13:	18.50	(21)	1.65		Sp2	87.98	(53)
			Int3:	59.31	(35)	13-14:	11.43	(45)	1.79				
			Int4:	1:10.74	(40)	14-15:	14.90	(31)	2.00				
			Int5:	1:25.64	(38)	15-Fin:	9.91	(31)	2.43				
			Fin:	1:35.55	(36)				3.19	81.83	Avg:	92.35	
54	MUZAFERIJA Elvedina Atomic	BIH	Int1:	22.59	(40)	11-12:	18.03	(42)	0.49		Sp1	71.35	(49)
			Int2:	40.62	(42)	12-13:	19.20	(48)	1.46		Sp2	96.35	(6)
			Int3:	59.82	(45)	13-14:	11.15	(16)	2.30				
			Int4:	1:10.97	(44)	14-15:	14.97	(36)	2.23				
			Int5:	1:25.94	(42)	15-Fin:	10.11	(46)	2.73				
			Fin:	1:36.05	(44)				3.69	94.16	Avg:	91.86	
*55	MORENO Cande Head	AND	Int1:	22.58	(39)	11-12:	18.34	(52)	0.48		Sp1	70.35	(53)
			Int2:	40.92	(49)	12-13:	19.06	(46)	1.76		Sp2	96.07	(8)
			Int3:	59.98	(49)	13-14:	11.30	(33)	2.46				
			Int4:	1:11.28	(47)	14-15:	15.01	(39)	2.54				
			Int5:	1:26.29	(48)	15-Fin:	10.05	(41)	3.08				
			Fin:	1:36.34	(46)				3.98	101.26	Avg:	91.59	

Number of Competitors: 61 Number of NSAs: 18

Bib	Name Ski	NSA Code	Positions			Partials		Difference		Speed			
			Pos	Time	Rank	Pos	Time	Rank	Time	Dist.(m)	Pos.	(km/h)	Rank
56	GROEBLI Nathalie Fischer	SUI	Int1:	22.47	(22)	11-12:	17.97	(39)	0.37		Sp1	76.60	(15)
			Int2:	40.44	(34)	12-13:	19.38	(53)	1.28		Sp2	93.15	(29)
			Int3:	59.82	(45)	13-14:	11.19	(20)	2.30				
			Int4:	1:11.01	(46)	14-15:	14.72	(16)	2.27				
			Int5:	1:25.73	(40)	15-Fin:	10.19	(48)	2.52				
			Fin:	1:35.92	(43)				3.56	90.97	Avg:	91.99	
*57	FLECKENSTEIN Stefanie Rossignol	CAN	Int1:	22.59	(40)	11-12:	18.02	(41)	0.49				
			Int2:	40.61	(41)	12-13:	19.21	(49)	1.45				
			Int3:	59.82	(45)	13-14:	11.56	(54)	2.30				
			Int4:	1:11.38	(49)	14-15:	15.58	(57)	2.64				
			Int5:	1:26.96	(54)	15-Fin:	10.54	(56)	3.75				
			Fin:	1:37.50	(55)				5.14	129.21	Avg:	90.50	
*58	PICHLER Karoline Head	ITA	Int1:	22.96	(53)	11-12:	18.09	(46)	0.86		Sp1	71.57	(48)
			Int2:	41.05	(52)	12-13:	18.38	(11)	1.89		Sp2	96.11	(7)
			Int3:	59.43	(40)	13-14:	11.10	(13)	1.91				
			Int4:	1:10.53	(34)	14-15:	14.57	(4)	1.79				
			Int5:	1:25.10	(31)	15-Fin:	9.45	(6)	1.89				
			Fin:	1:34.55	(24)				2.19	56.77	Avg:	93.32	
59	CAILL Ania Monica Salomon	ROU	Int1:	23.34	(60)	11-12:	18.89	(60)	1.24		Sp1	75.12	(31)
			Int2:	42.23	(60)	12-13:	19.37	(52)	3.07		Sp2	90.36	(47)
			Int3:	1:01.60	(59)	13-14:	11.31	(36)	4.08				
			Int4:	1:12.91	(59)	14-15:	15.45	(56)	4.17				
			Int5:	1:28.36	(59)	15-Fin:	10.37	(54)	5.15				
			Fin:	1:38.73	(58)				6.37	158.14	Avg:	89.37	
*60	REMME Roni Head	CAN	Int1:	22.71	(49)	11-12:	18.29	(51)	0.61		Sp1	71.86	(47)
			Int2:	41.00	(51)	12-13:	18.06	(3)	1.84		Sp2	95.38	(14)
			Int3:	59.06	(31)	13-14:	10.92	(2)	1.54				
			Int4:	1:09.98	(24)	14-15:	14.84	(24)	1.24				
			Int5:	1:24.82	(24)	15-Fin:	9.42	(4)	1.61				
			Fin:	1:34.24	(18)				1.88	48.90	Avg:	93.63	
61	SIMADER Sabrina Head	KEN	Int1:	23.00	(56)	11-12:	18.66	(57)	0.90		Sp1	73.02	(44)
			Int2:	41.66	(59)	12-13:	19.52	(58)	2.50		Sp2	93.35	(28)
			Int3:	1:01.18	(58)	13-14:	11.31	(36)	3.66				
			Int4:	1:12.49	(58)	14-15:	15.58	(57)	3.75				
			Int5:	1:28.07	(58)	15-Fin:	10.35	(52)	4.86				
			Fin:	1:38.42	(57)				6.06	150.92	Avg:	89.65	

Intermediate Time Positions : Int. 1 = Inter1 Int. 2 = Inter2 Int. 3 = Inter3
 Int. 4 = Inter4 Int. 5 = Inter5
 Speed Measurement Positions : Sp 1 = Speed 1 Sp 2 = Speed 2

Legend:							
*	Gate(s) missed	Avg	Average	Dist.(m)	Distance in metres	DNF	Did Not Finish
Fin	Finish	Int	Intermediate	Ix	Intermediate x		
Pos.	Intermediate or speed position			Sp	Speed trap		