



U.S. Ski & Snowboard Presents:

2022 Holeshottour Events

SBX/SX NorAm Races & FIS Races

Copper Mountain Resort, CO

March 23rd – March 28th



OFFICIAL INVITATION

On behalf of the organizing committee, we are pleased to invite you to the 2022 Holeshot Tour and Futures Tour at Copper Mountain where we will be hosting FIS Snowboard and Ski Cross competitions.

The Holeshot Tour is intended to be a progressive venue for today's top junior riders to take the competitive stage. The Tour is designed to serve as a stepping-stone for athletes making the transition from competing at the development level to the elite level. The Holeshot Tour at Copper Mountain competitions will be FIS NorAm. The Futures Tour is designed to serve as a bridge between grassroots and FIS events, allowing athletes to get regional FIS experience. The Futures Tour at Copper Mountain competitions will be a FIS International level. Look forward to a great competition!

Contact Information for the Organizing Committee (OC):

US Ski & Snowboard
1 Victory Lane
Park City, UT 84061

For any event related questions, please contact:

Erin McNeely, Registration Manager – erin.mcneely@usskiandsnowboard.org

Nick Alexakos, Event Manager – nick.alexakos@usskiandsnowboard.org

We look forward to seeing you at Copper Mountain, Colorado!



INDEX

1. REGISTRATION – ONLINE
2. WAIVER
3. REGISTRATION – INTERNATIONAL ENTRIES
4. ONSIT REGISTRATION/ACCREDITATION
5. ATHLETE BIBS & COACH ARMBANDS
6. OFFICIAL NOTICE BOARD
7. TEAM CAPTAINS' MEETING
8. AWARDS
9. LODGING AND TRAVEL INFORMATION
10. LIABILITY/ ACCIDENT INSURANCE / ANTI-DOPING
11. SCHEDULE
12. ATHLETE SAFETY
13. TEAM APP SET UP



1. REGISTRATION - ONLINE

Registration: Available only online through the U.S. Ski & Snowboard Membership Page <https://my.us skiandsnowboard.org/myussa>

- Cost of Registration – \$140 per event – includes Bib and Race Day Lift Tickets
- Bibs will be included in the registration fee and athletes will use the same bib for the entirety of the event. At the end of the season, the bib is then yours to keep.
 - If you lose your bib, there will be a \$100 replacement fee.
- Lift Tickets - \$55.00 - plus \$5.00 one-time fee for Copper card (unless you already own one).
 - Training day lift tickets for both Unofficial and Official training will be available at the ticket window or A10 desk inside.
 - Athletes may use their IKON or Copper pass if they have one.
 - U.S. Ski & Snowboard Certified or foreign equivalent coaches will receive complimentary lift tickets IF they don't have a pass already.
- **The link to register for unofficial training on March 23, 2022 will be emailed to registered participants by March 10, 2022.**
- Please find instructions for how to register for the event using this link: t.ly/mqjd
- **For Foreign athletes**, please find registration instructions using this link: <https://bit.ly/3jkriPK>

Refunds: Refunds will not be given except in a medical emergency with a letter from the physician, or if you are unable to come due to a positive Covid test which would disqualify you from the event.



2. WAIVER

Waiver: All participants will need to sign a Copper Mountain waiver.

<https://waivers.edgeauditor.com/auto-setup/copper/ntx84j>

1. Click “Copper Mountain Race Training Waiver”.
2. Click Get Started button.
3. Select “Individual” – even though multiple kids from one family might be on a team, they must complete one individual at a time.
4. “What is your date of birth?” refers to the **COACH** or **ATHLETE** that the waiver is for, not the guardian filling out the paperwork. If the guardian uses their birthdate, the waiver has not been completed properly.
5. If the participant is under 18 they will get a pop up stating “Guardian Required – A guardian is required to sign for any participants under 18”. Click “OKAY”. Guests 18 and older will NOT see this pop up.
6. Click OK through “Important – All fields marked with an * are mandatory”.
7. Complete all “Guardian Information” and/or “Participant Information” as requested.
8. Scroll down to Additional Questions and select your team name “Holeshot Tour”.
9. Click Continue ->>>
10. Please read through the waiver and initial at the bottom. Click “Continue”.
11. The next page will request the signature of both the participant and/or the guardian.
12. Click Finish.



3. REGISTRATION – INTERNATIONAL ENTRIES

International Entries will be accepted from National Governing Bodies following FIS quotas and rules. Please submit final entries with a FIS Entry Form (ICR Art. 215) to Erin McNeely – erin.mcneely@usskiandsnowboard.org.

Final entries must be submitted no later than 14 days prior to the first day of official training.

Preliminary Entry Deadline: February 24, 2022

Final Entry Deadline: March 10, 2022

*All international athletes must register online and pay entry fees in full by March 17, 2022.

Spots are not guaranteed if entry fees are not paid.

All international competitors must hold current FIS memberships.

Refunds: Refunds will not be given except in a medical emergency with a letter from the physician, or if you are unable to come due to a positive Covid test which would disqualify you from the event.



4. ONSITE REGISTRATION/ACCREDITATION

Onsite registration and accreditation will be held in Hasty's in the Copper Conference Center, on Wednesday March 23, from 2-6 pm.

Registration, accreditation & bib pick-up will be available by appointment only and follow all State/County health guidelines. Following the final entry deadline, Erin McNeely will reach out to Team Leaders to schedule an accreditation appointment time.

Due to Covid-19 limitations, only one Team Leader will be allowed inside the Race Office at a time, during their scheduled appointment time. Please arrive on time as additional appointments may not be available. If you will be late or need to reschedule your appointment, please contact erin.mcneely@usskiandsnowboard.org immediately.

Please confirm with your Team Leader/Coach that they have an appointment to pick up your bib on March 23rd.



5. ATHLETE BIBS & COACH ARMBANDS

Athlete Bibs

All competitors must wear bibs appropriately during all scheduled trainings and competition. Bibs will be handed out at accreditation. Athletes will use the same bib for both training & competition.

Athletes may keep bibs after competitions.

Bibs must be paid for during the online registration process. A \$100 fee will be charged for replacement bibs.

Coach Armbands

All accredited coaches will receive a coach's armband. This will serve as accreditation and access to the venues. Armbands will be issued during onsite registration and should be used for all training and competition days.



6. OFFICIAL NOTICE BOARD

7. TEAM CAPTAIN MEETINGS

5. OFFICIAL NOTICE BOARD

To reduce our environmental footprint and streamline event communications, the most current information leading up to & during the event will be posted on the mobile app: Team App. This will be the place to find details regarding schedule updates, start lists, results, etc.

6. TEAM CAPTAINS' MEETINGS

All Team Captains' Meetings will be held virtually. The Meeting links will be shared via Team App.



9. LODGING AND TRAVEL INFORMATION

Lodging: Copper Mountain's Central Reservations: (866) 837-2996



10. LIABILITY/ ACCIDENT INSURANCE/ ANTI-DOPING

LIABILITY

All athletes, officials and members of National Associations who attend and participate in the event shall do so at their own risk. The Organizing Committee, sponsors, suppliers, their agents, employees and volunteers, the FIS and U.S. Ski and Snowboard shall not be responsible for any losses or injuries incurred or suffered by any athlete, official or other person in conjunction with the organizing and staging of the event.

ACCIDENT INSURANCE

All competitors must have their own medical insurance. The Organizing Committee, sponsors, suppliers, their agents, employees and volunteers, the FIS and U.S. Ski and Snowboard decline any responsibility for accidents, damaged or lost equipment and second and third-party claims during the event.

ANTI-DOPING

Anti-doping control may be conducted for this event.



11. ATHLETE SAFETY

U.S. Ski & Snowboard works to provide a safe environment in which athletes can train and compete, free from abuse and inappropriate behavior. Please review U.S. Ski & Snowboard's Athlete Safety policies, the SafeSport Code, and the Minor Athlete Abuse Prevention Policies. We all play a role in reducing misconduct and abuse in sport and sustaining a culture of safety.

If you are an athlete who has experienced inappropriate behavior or know of an athlete who has experienced inappropriate behavior, please report to the U.S. Center of SafeSport [HERE](#) or U.S. Ski & Snowboard [HERE](#). All adult participants are mandatory reporters. Reporting violations may be made anonymously and there are no fees for reporting. We all are part of promoting a culture of safety through education, listening, and speaking up.

12. SCHEDULE

Daily Schedules and updates will be available on the U.S. Ski & Snowboard webpage and on the Holeshot Team App.



Your Team. Your App.



Helpful Links:

- <https://usskiandsnowboard.org>
- <https://holeshottour2022.teamapp.com/>

Tentative Schedule. All times subject to change.

Wednesday March 23	10:00am – 2:00pm	Unofficial Training Day
	2:00pm – 6:00pm	Registration (in Hasty's) – by appointment only
	6:00pm	Team Captains Meeting – Virtual
Thursday March 24	10:00am – 10:30am	Inspection
	10:30am – 2:00pm	Official training
	6:00pm	Team Captains Meeting – Virtual
SBX/SX NorAm Race 1		
Friday March 25	8:00am	Lifts
	8:30am - 9:00am	SBX/SX Course Inspection
	9:00am - 9:50am	SBX/SX Training
	10:00am -12:30pm	SBX/SX Qualification (SBX 2 runs, best of. SX one run) Ski Women Ski Men Snowboard Women Snowboard Men
	1:15pm - 3:30pm	SBX/SX Finals
	6:00pm	Team Captains Meeting – Virtual
SBX/SX NorAm Race 2		
Saturday March 26	8:00am	Lifts
	8:30am - 9:00am	SBX/SX Course Inspection
	9:00am - 9:50am	SBX/SX Training
	10:00am -12:30pm	SBX/SX Qualification (SBX 2 runs, best of. SX one run)
	1:15pm - 3:30pm	SBX/SX Finals
	6:00pm	Team Captains Meeting – Virtual
SBX/SX Futures Tour		
Sunday March 27	10:00am – 10:30am	Inspection
	10:30am – 2:00pm	Official training
	6:00pm	Team Captains Meeting – Virtual
Monday March 28	8:00am	Lifts
	8:30am - 9:00am	SBX/SX Course Inspection
	9:00am - 9:50am	SBX/SX Training
	10:00am -12:30pm	SBX/SX Qualification (SBX 2 runs, best of. SX one run)
	1:15pm - 3:30pm	SBX/SX Finals



13. TEAM APP SET UP

Team App will be used for all communication purposes, before and during the event. If you have not used Team App before, please follow the steps below to download the app, and ensure that you will receive notifications.

If you have used Team App before, you may skip to Part 1, Step 8 to join the Team App for the Holeshot Tour.

There are 2 parts to these instructions:


1. To Install Team App (steps 1-12)
2. To Turn Notifications On (steps 13-15)



Team App Set Up Instructions


STEP 1:

Please download the free app by searching on the App Store or Play Store on Android for “**Team App**”.



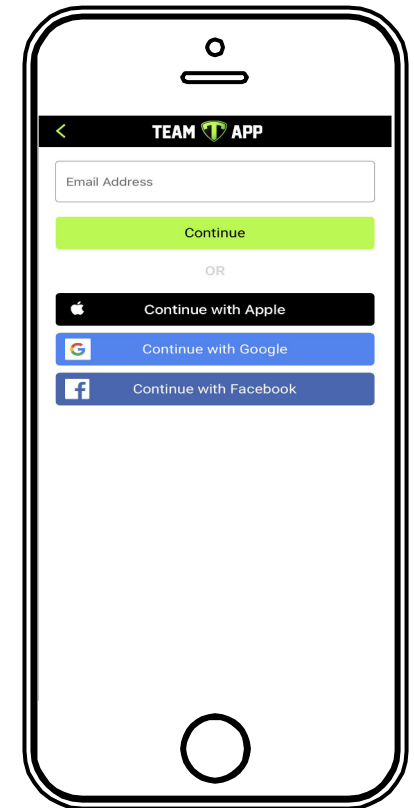
STEP 2:

Select “Log in or Sign Up”



STEP 3:

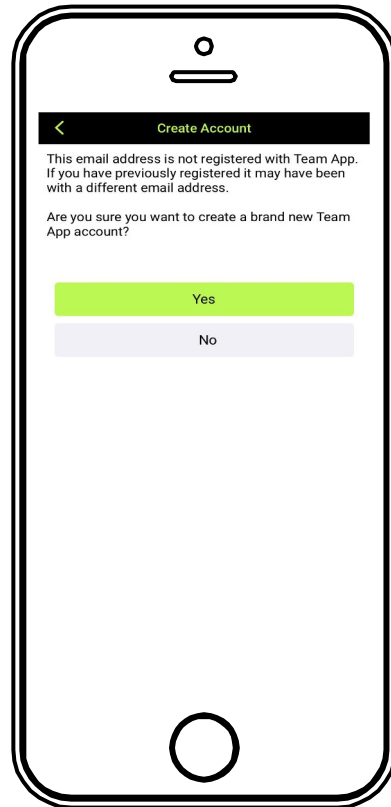
1. Enter your email address
2. Select “continue”



Team App Set Up Instructions

STEP 4:

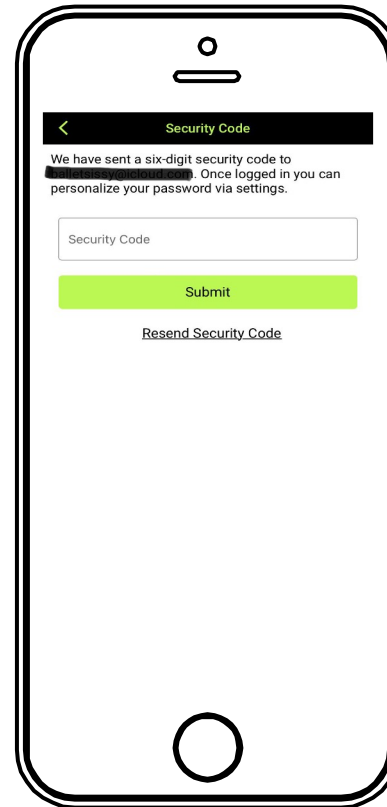
Click "Yes"



STEP 5:

1. Check your email (the one you entered in Step 3), and enter the security code here

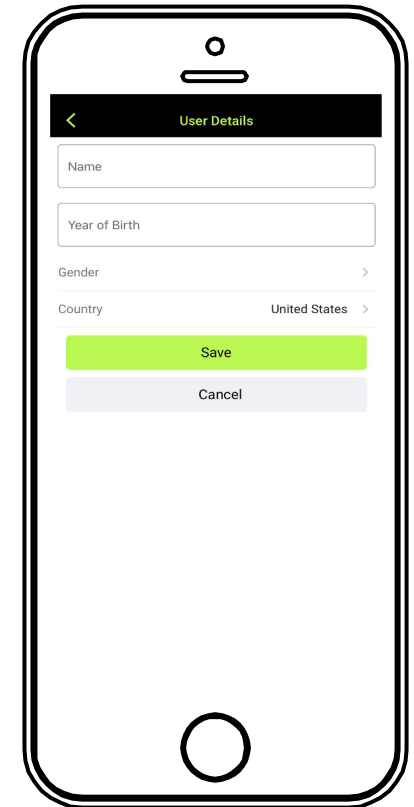
2. Click "Submit"



STEP 6:

1. Enter user details - Name, Year of Birth, Gender, Country

2. Click "Save"

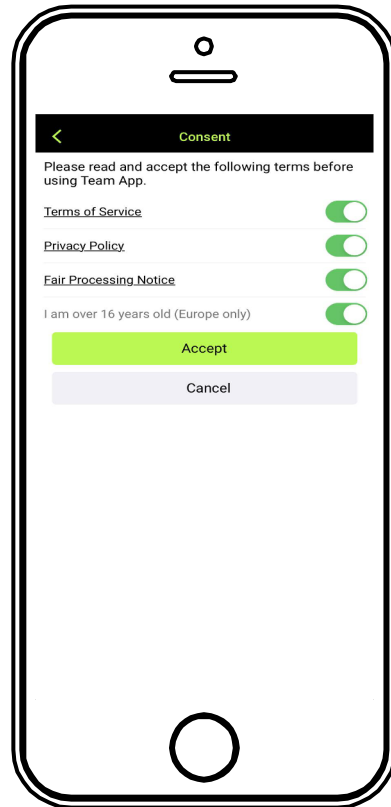


Team App Set Up Instructions

STEP 7:

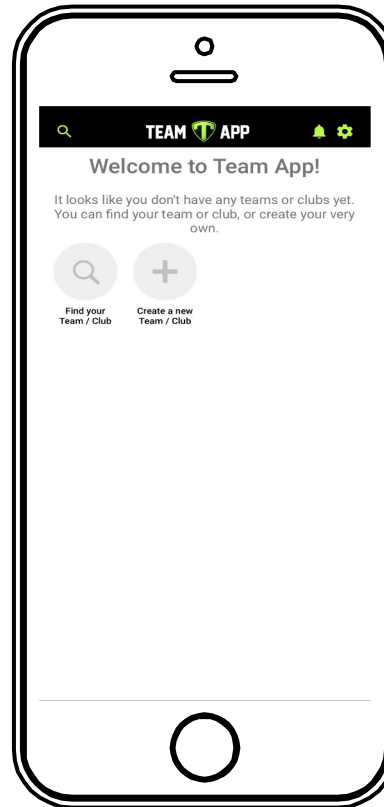
1. Read and accept the Terms of Service by selecting all 4 boxes on the right side.

2. Click "Accept"




STEP 8:

Click "Find Your Team/Club"



STEP 9:

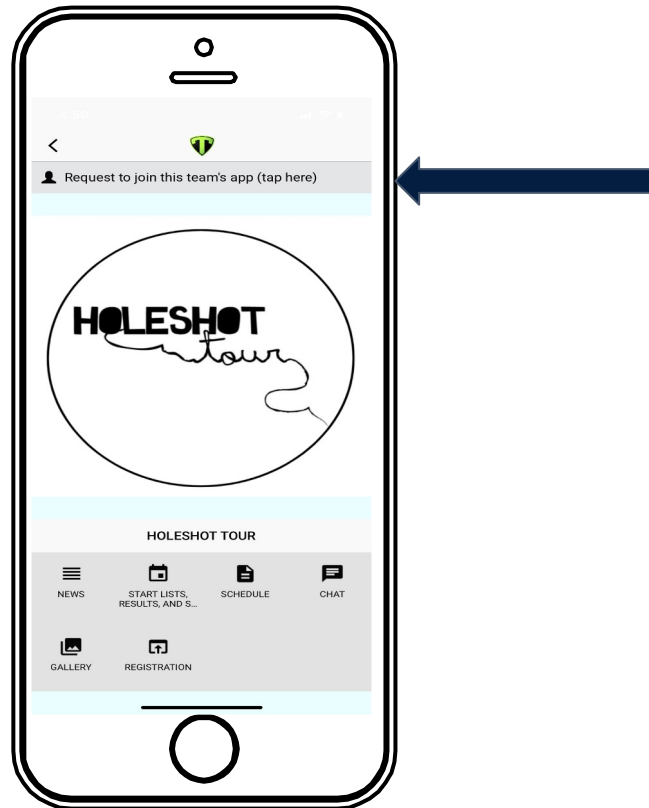
Enter "Holeshot Tour" in the search bar and click on the page.



Team App Set Up Instructions


STEP 10:

Click “Request to join this team’s app (tap here)”



STEP 11:

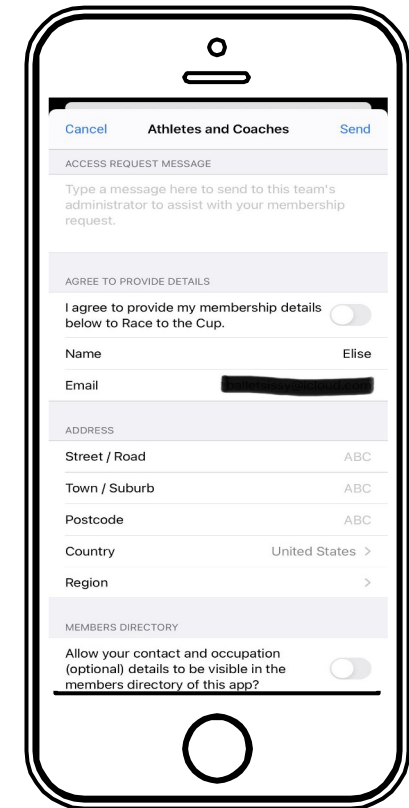
Click the “Athletes/Coaches” group.



STEP 12:

Enter your information:


1. Access Request Message: Enter your Nation/status (athlete, parent, coach)
2. Check the box to agree to provide details
3. Enter your name



Team App Set Up Instructions

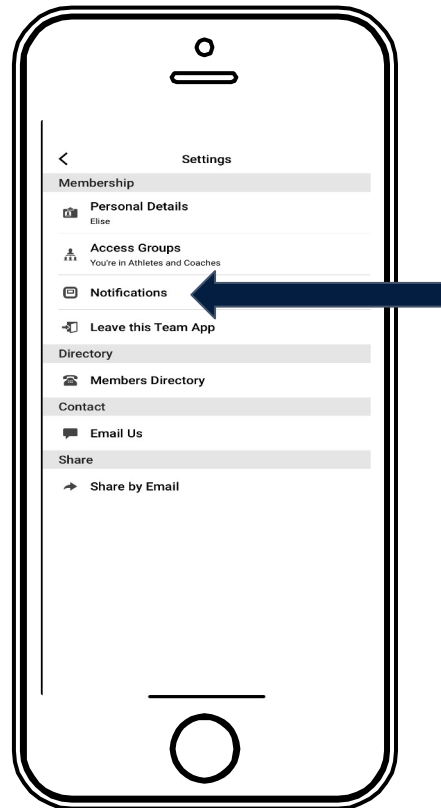
STEP 13:

Click the settings button



STEP 14:

Click "Notifications"



STEP 15:

Click on the box on the right to make sure notifications are enabled.

