

SKI JUMPING WORLD CUP

6th and 7th August 2021

HEALTH SAFETY PROTOCOL

Guidelines and protocols established by event organizers working side by side with the FFS and FIS

Version 15.07.2021



06
07
AUG.2021
SKI
JUMPING
WORLD CUP
&
AIR SHOW



 COURCHEVEL WORLDCUP

 WWW.WORLDCUPCOURCHEVEL.COM



 SAVOIE MONT BLANC



HEALTH & SAFETY PROTOCOLS

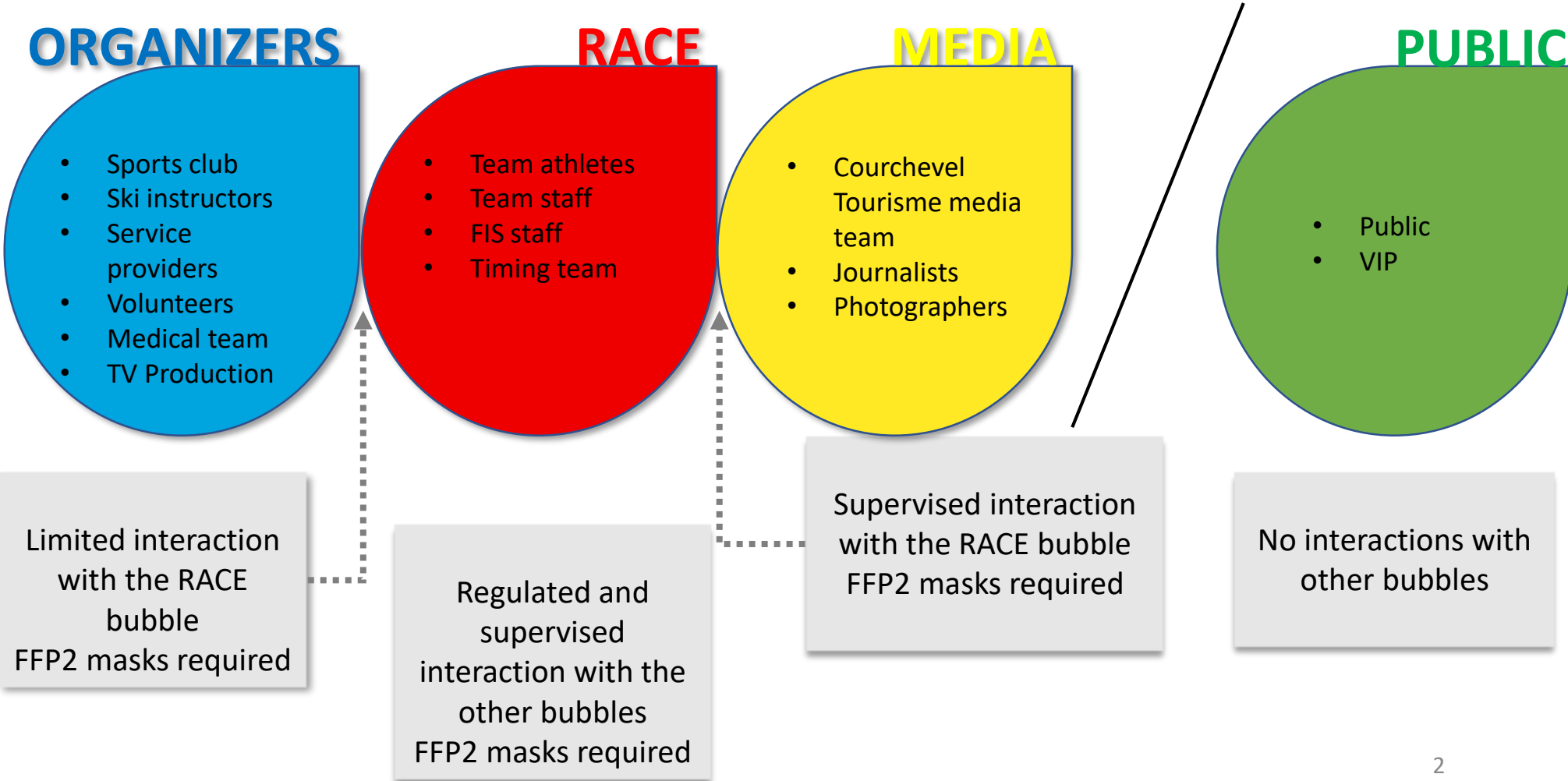
The following protocols were established by the **organizing committee** for the Ski Jumping World Cup in Courchevel, working closely with the **Fédération Française de ski**, and local (**Savoie Prefecture** and the **mayor's office in Courchevel**) health authorities in France.



To date, the protocol guidelines are as follows:

- ❖ Limit as much physical contact and interaction as possible by establishing sanitary bubbles
- ❖ A sealed off race area with very strict health and safety protocols.
- ❖ Adhere to physical distancing protocols and protective measures everywhere.
- ❖ Wearing a mask is required at all times, in every area both indoors and outside.
- ❖ A policy of using nasal PCR tests for race, organizing committee, and media sanitary bubbles.

SANITARIETY BUBBLES



TESTING POLICY (see testing protocol)

- ❖ Strict adherence to Health Ministry, ARS and FIS protocols.
- ❖ Required testing before the event as part of event rules to be able to pick up one's accreditation.
- ❖ 1 nasal PCR test required less than 72 hours before the start of the event for anyone going to the event location to pick up their accreditation. **(Do not upload older PCR test into the FIS Passport)**
- ❖ 1 "Abott or Roche" serology test dated between 6 months and 2 weeks prior to arrival
- ❖ Turn in a filled out and signed FIS questionnaire to pick up one's accreditation.
<https://fispasport.fis-ski.com/> Code : FIS2022
- ❖ Pre-arrival health questionnaire must be answered before arrival to the venue.
- ❖ FIS Passport (questionnaire + negative PCR test) must be uploaded 12h before arrival.
- ❖ The organizing committee recommends that all people working at the event download the **TOUSANTICOVID** mobile app and get a flu vaccination shot.
- ❖ Further details regarding the event's testing policy are provided in the adjoining medical protocols document.

HEALTH & SAFETY PROTOCOLS

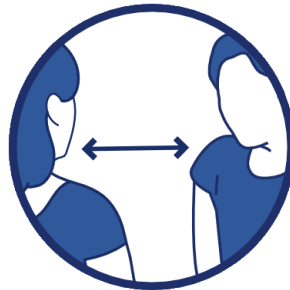
Goals and basic principles:

Protect the health of participating athletes and everyone involved in the event, as well as ensure that all races go as planned



PROTECTION

Wearing a mask is required
Use hand sanitizer frequently
FFP2 mandatory for the Red Bubble



DISTANCING

Always maintain proper physical distancing



SAFETY & HYGIENE

Do not interact with the general public
(autographs and selfies are strictly forbidden)

HEALTH & SAFETY PROTOCOLS

Goals and basic principles:



TESTING

Follow Covid-19 testing protocols
Presented above and in conjunction with the French Health Ministry



CONFINEMENT

Stay within one's sanitary bubble and avoid all unplanned or unsafe outside contact



TRANSPARENCY

Alert the doctors and organizing committee of any symptoms
Identify any contacts at risk

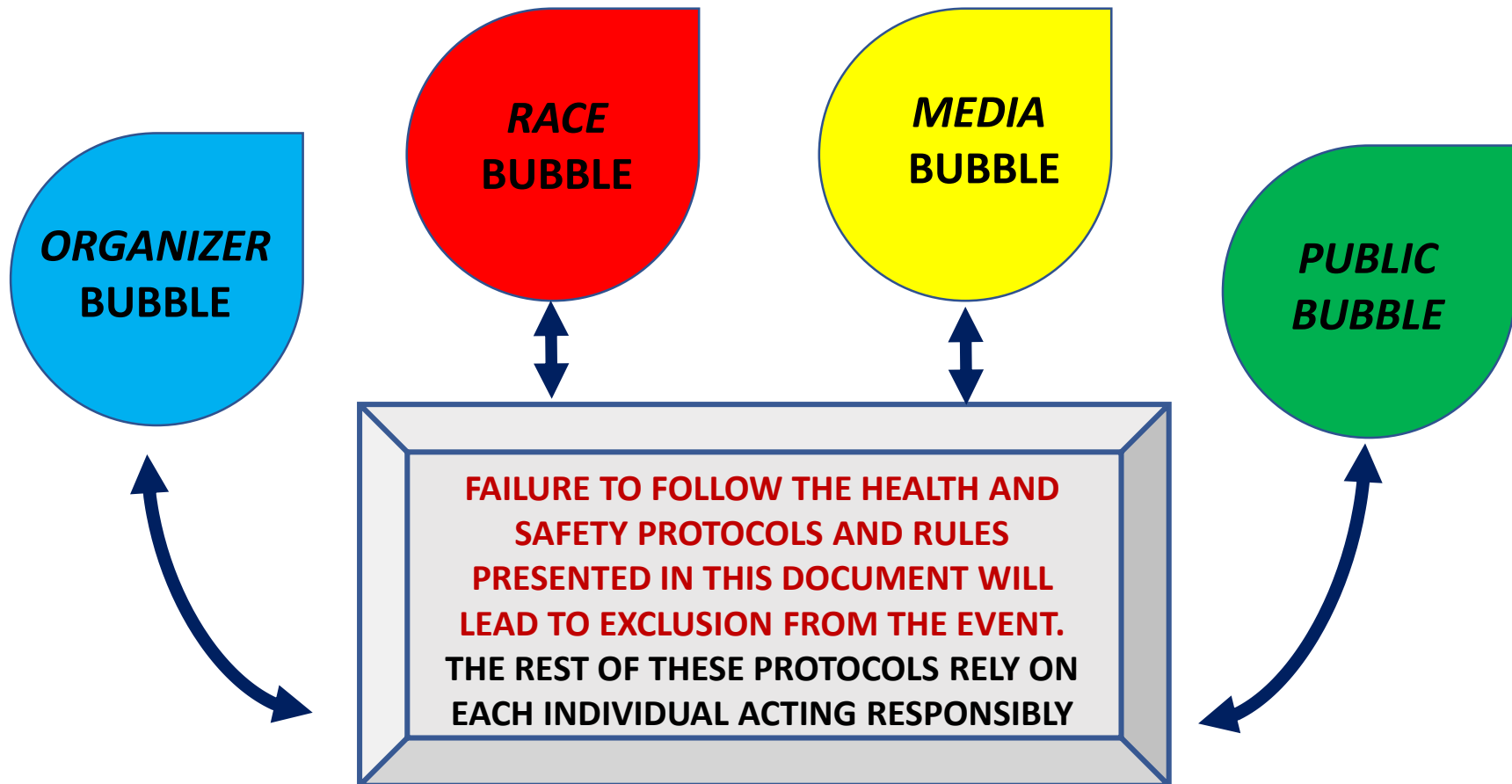


VENTILATION

Ventilate any and all enclosed spaces

HEALTH & SAFETY PROTOCOLS

Failure to follow health and safety protocols,
and exclusion:



HEALTH & SAFETY PROTOCOLS by zone

Waiting areas / Changing tents / Warm up tent:



**FACE MASK
REQUIRED**

- ❖ All areas will be organized to limit the flow of people as much as possible.
- ❖ Foot traffic protocol with a specific direction for traffic to follow.
- ❖ Limit the number of people in each area by m^2 per person. Right now, protocols call for 4 m^2 per person.
- ❖ Limit the use of these areas to the race and organizer sanitary bubbles.
- ❖ Only a limited number of volunteers will be allowed in these areas. These volunteers will have to present a negative PCR Test and wear a FFP2 mask.

HEALTH & SAFETY PROTOCOLS by zone

Mixed zone:

Map in appendix



**FACE MASK
REQUIRED**

- ❖ All areas will be organized to limit the flow of people as much as possible
- ❖ Foot traffic protocol with a specific direction for traffic to follow.
- ❖ Limit the number of people in each area by m^2 per person. Right now, protocols call for 4 m^2 per person.
- ❖ Limit the use of these areas to the race, organizer, and media sanitary bubbles, only outside to control access.
- ❖ Athletes will be able to change in a dedicated changing tent located at the finish area.

HEALTH & SAFETY PROTOCOLS by zone

Team Hospitality:

Map in appendix



**FACE MASK
REQUIRED**

- ❖ All areas will be organized to limit as much as possible the number of people moving around.
- ❖ Foot traffic protocol with a specific direction for traffic to follow.
- ❖ Limit the number of people in each place by m^2 per person. Right now, protocols call for 4 m^2 per person.
- ❖ Limit the use of these areas to FIS personnel.
- ❖ Catering that strictly adheres to health and safety protocols.
- ❖ Favor individual portions and make bottled beverages available.
- ❖ Provide hand sanitizer.
- ❖ Clean the area frequently.
- ❖ Reinforce access control at entrance.

HEALTH & SAFETY PROTOCOLS by zone

Lift Access:



**FACE MASK
REQUIRED**

- ❖ Wearing a mask (FFP2) is required when riding the funicular.
- ❖ Frequently disinfect the lift and all other means of transportation.
- ❖ Reserved to the Red Bubble

HEALTH & SAFETY PROTOCOLS by zone



FACE MASK
REQUIRED

Accommodations & Meals:

- ❖ Teams housed on the same floor, access to the hotel's amenities using the stairs (to avoid the elevators), try to keep the teams separate from the hotel's other guests.
- ❖ Maintain appropriate distancing between twin beds.
- ❖ If possible, a separate and specific entrance for the team.
- ❖ An additional cleaning / disinfection schedule before their arrival.
- ❖ Do not clean rooms when team members are present (avoid all contact with housekeeping personnel).
- ❖ Make isolation rooms available if needed.
- ❖ Rules for using shared facilities (gym, meeting rooms).
- ❖ Specific time for meals dedicated to teams, to avoid contact with other guests.
- ❖ Prepare the dining room / dining areas before the teams arrive.
- ❖ Enough water/beverages already at each table.
- ❖ Avoid buffet-style meals.
- ❖ Use a table service or self service system with meals already on plates.

HEALTH & SAFETY PROTOCOLS by zone

Accreditation areas:



**FACE MASK
REQUIRED**

- ❖ Teams (athletes and staff) and FIS personnel pick up their accreditations at the Race Office, facing the funicular. Area reserved for the race sanitary bubble. Only one person per team (ex.: team captain or head coach) is allowed to pick up the accreditations. The same person also needs to pick up all guest accreditations.
- ❖ Everyone that belongs to the blue sanitary bubble needs to pick up their accreditation at the “Blue” accreditation office, in the Blue area.
- ❖ Everyone that belongs to the yellow sanitary bubble needs to pick up their accreditation at the Media Center (Room Emile Baetz).
- ❖ Provide hand sanitizer.
- ❖ Establish a specific direction for foot traffic to follow.
- ❖ Frequently disinfect these areas.

HEALTH & SAFETY PROTOCOLS by zone

Radio Center:



**FACE MASK
REQUIRED**

- ❖ Frequently disinfect the radios.
- ❖ One volunteer assigned to the radios, FFP2 mask and gloves required.

HEALTH & SAFETY PROTOCOLS by zone

TV compound:



**FACE MASK
REQUIRED**

❖ Access allowed “Blue Bubble”

HEALTH & SAFETY PROTOCOLS by zone

Entertainment:

- ❖ Aerial shows will take place between qualifications, training and competitive jumps.
- ❖ Everybody can enjoy the show without moving.

HEALTH & SAFETY PROTOCOLS by zone

Public & VIP:

- ❖ Public will have to have their “sanitary pass” defined by French authorities to access the zone (Full vaccination, negative PCR test dated less than 48 hours, positive test dated in between 15 days and 6 months).
- ❖ Face masks are mandatory in queues (FFP1).
- ❖ Public and VIP must be seated to eat and drink.

HEALTH & SAFETY PROTOCOLS by zone

Race office & Team captain meeting:



**FACE MASK
REQUIRED**

- ❖ Race office take place in an area reserved exclusively for the RACE sanitary bubble.
- ❖ TCM : on site at the Alpinium Room (217m²).
- ❖ All coaches are invited to the onsite TCM.
- ❖ No catering offered at TCMs.
- ❖ No online TCM opportunity.

- ❖ Program available on the invitation.

HEALTH & SAFETY PROTOCOLS by zone

Media Center:



**FACE MASK
REQUIRED**

- ❖ Area reorganized to limit the number of people moving around.
- ❖ Establish a specific direction for foot traffic to follow.
- ❖ Limit the number of people in each area by m^2 per person. Right now, protocols call for 4 m^2 per person.
- ❖ Access reserved only for the media sanitary bubble.
- ❖ Limited number of journalists during the event.

HEALTH & SAFETY PROTOCOLS by zone

Jury room:



**FACE MASK
REQUIRED**

- ❖ Limit the number of people.
- ❖ One jury room: Judges' tower
- ❖ Provide hand sanitizer.
- ❖ Frequently clean the room.

HEALTH & SAFETY PROTOCOLS by zone

Winner photos / Official awards ceremonies:

- ❖ Awards ceremonies in the finish area after the competitions.
- ❖ Physical distancing between athletes and between the athletes and journalists during the podium photo.
- ❖ No handshaking when the trophies are awarded.
- ❖ Athletes must remain on the podium.
- ❖ Athletes will pick up their trophies on a table. (TBC by FIS)