



G★TEAM
SNOWBOARD & FREESKI

2022 Race to The Cup Tour
Giants Ridge Ski Area, Biwabik, Minnesota
January 20-22



Index

<u>Introductions</u>	3
<u>Organizing Committee Contact Information</u>	4
<u>Registration</u>	5
<u>Registration Requirements</u>	6
<u>Schedule</u>	7
<u>Competition Protocol</u>	8
<u>Bib Pick Up</u>	9
<u>Lodging and Travel Information</u>	10
<u>Location</u>	11
<u>Team App Set Up</u>	13



Introductions

Dear Alpine Snowboard athletes, coaches, clubs and families,

On behalf of the organizing committee, we are pleased to invite you to register for the 2022 RACE TO THE CUP at Giants Ridge NorAm PGS, PSL and FIS PSL Competitions.

RACE TO THE CUP is a U.S. Ski & Snowboard FIS event that follows FIS rules and formats.

In the 2022 season RACE TO THE CUP events will be sanctioned as NorAm races.

There will be prize money and medals awarded to podium winners.



Organizing Committee Contact Information

The G Team - Snowboard and Freeski

PO Box 926, Prior Lake MN 55372

Jessica Zalusky, Chief of Race/Event Director – Jessica@thegteam.com

Kelsey Berquam, Covid Coordinator – covidcoordinator@thegteam.com

Jacob Sterling, Coach Representative – jacob@thegteam.com

Ashley Deibold, Sport Development Manager – ashley.deibold@usskiandsnowboard.org

Guy Poupart– Technical Delegate



Registration Information

Registration: Available only online through the U.S. Ski & Snowboard Membership Page <https://my.us skiandsnowboard.org/myussa>

- Cost of Registration – **\$110 per event** – Race Day Lift Tickets are not included in entry fee
- Bibs will be included in the registration fee and athletes will use the same bib for the entirety of the season. At the end of the season, the bib is then yours to keep.
 - If you lose your bib, there will be a **\$50 replacement fee.**
- Lift Tickets - **discounted lift tickets will be available on-site.**
 - U.S. Ski & Snowboard Certified or foreign equivalent coaches will receive complimentary lift tickets
- Per ICR rule 215.3 Only National Ski Associations are entitled to make entries for international competitions. Every entry should include: 215.3.1 code number, name, first name, year of birth, National Ski Association; 215.3.2 an exact definition of the event for which the entry is made. Please send entry forms to Kelsey Berquam (kelsey@thegteam.com)

Refunds: will not be given except in a medical emergency with a letter from the physician, or if you are unable to come due to a positive Covid test which would disqualify you from the event.



Registration Requirements

- **All credentialed athletes, coaches, service technicians, and officials must register** for each competition online at <https://my.usskiandsnowboard.org/> There is no cost for coaches, judges, official etc.
- Please be sure to read through the [Covid-19 Domestic Competitions Guidance](#)
- All participants must complete the [online waiver for Giants Ridge](#).
- Competitors are required to have current US Ski & Snowboard and FIS membership in order to register for a competition. **You will not be able to register online if you do not already have an active membership for both US Ski & Snowboard and FIS . The minimum age for entry into the contest is 15 (year of birth 2006).** All adult members (18 and over) must clear a background screen and pass Safe Sport education protocols prior to registering for the event.
- Please find instructions for how to register for the event using this link: t.ly/mqjd
- **For Foreign athletes**, please find registration instructions using this link: <https://bit.ly/3jkriPK>



Schedule

Daily Schedules and updates will be available on the U.S. Ski & Snowboard webpage and on the Race to the Cup Team App.



Helpful Links:

- <https://usskiandsnowboard.org>
- <https://racetothecup.teamapp.com>

All times are subject to change.*

Thursday, January 20

12:30-3:00pm - PRACTICE – Giants Ridge

5:30pm – Team Captain meeting via Google Meets

Friday, January 21 - PGS NorAm - Innsbruck

1:00pm – Qualifiers

3:30pm – Finals

5:30pm – Team Captain meeting via Google Meets

Saturday, January 22 - Innsbruck

PSL NorAm

9:30am – Qualifiers

11:30am – Finals

PSL FIS Race

1:00pm – Qualifiers

3:00pm – Finals

Awards will be at the conclusion of each day



Competition Protocol

Race Day Information

The program, medical plan, points list, start lists, DQ's, brackets will be posted on the Team App.

Team Captain Meetings

January 20 & 21 · 5:30pm

Google Meet joining info:

Video call link: <https://meet.google.com/mjy-jeyu-vqn>

Start area protocol

In the start you have three functions.

- Inspection
- Training
- competition

In all phases of the event athletes/coaches will use a 3 step process of “at bat”, “on deck”, “in the hole”.

Finish Area protocol

Athletes must exit the finish area immediately after training or competition.

Awards

There will be a contactless awards ceremony held outdoors. Prize money and medals will be awarded at the conclusion of each race day.



Bib Pick Up

Bibs will be distributed to Team Representatives / Coaches.

Where: **Race Office at Giants Ridge**

When: **One hour prior to inspection**



Lodging and Travel Information

GETTING TO GIANTS RIDGE

It is an easy 3 hour & 10 minute drive from the Minneapolis/St Paul (MSP) airport to Giants Ridge.

HOST HOTEL INFO - DISCOUNTED ROOMS!

We have a block of rooms available!

We have a group block of rooms at our host hotel, which need to be booked by January 9!

Country Inn of Hoyt Lakes, ph [218-225-3555](tel:218-225-3555)

*****WEATHER*****

It can get cold, really cold in Northern Minnesota. Please pack and dress appropriately for the all conditions.



Volunteer, Apparel

We are in need of volunteers! Please sign up to volunteer!

<https://www.signupgenius.com/go/60B0E4AAFAC22A0FD0-race>

Racers and coaches will receive a compliment t-shirt while supplies last. Hoodies and joggers will also be available to order at

<https://q-team-inc.square.site>



Youth Race to the Cup 2022

Calling all Youth Racers! Come and race Slalom on January 22 at Buck Hill!

Must be 14 years of age and younger (as of 12/31/21).

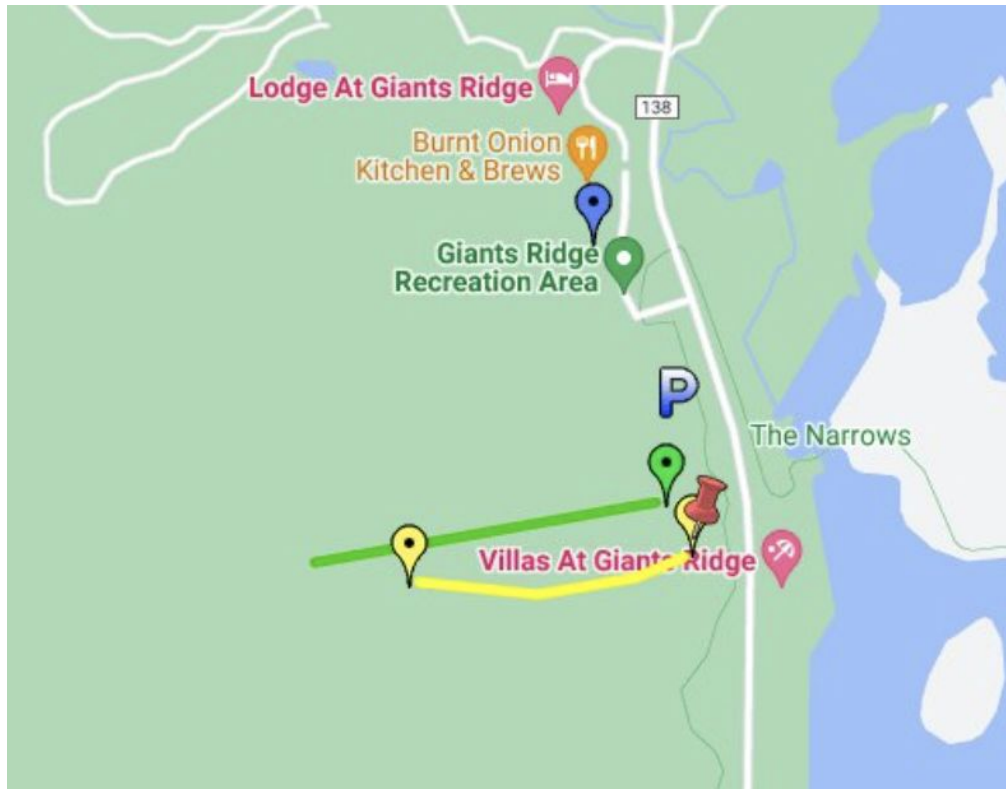
Cost \$35; does not include lift tickets.

Sign up online at:

<https://thegteam.sportngin.com/register/form/001682660>



Location



Team App Set Up

Team App will be used for all communication purposes, before and during the event. If you have not used Team App before, please follow the steps below to download the app, and ensure that you will receive notifications.

If you have used Team App before, you may skip to Part 1, Step 8 to join the Team App for the Race to the Cup.

There are 2 parts to these instructions:

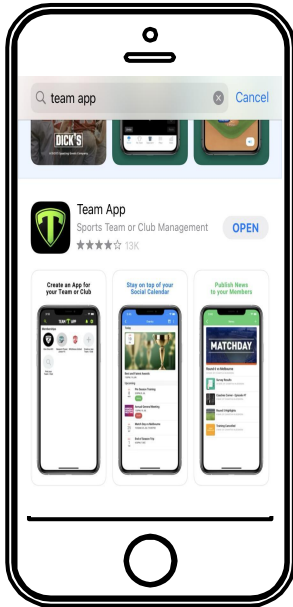
1. To Install Team App (steps 1-12)
2. To Turn Notifications On (steps 13-15)



Team App Set Up Instructions


STEP 1:

Please download the free app by searching on the App Store or Play Store on Android for **“Team App”**.



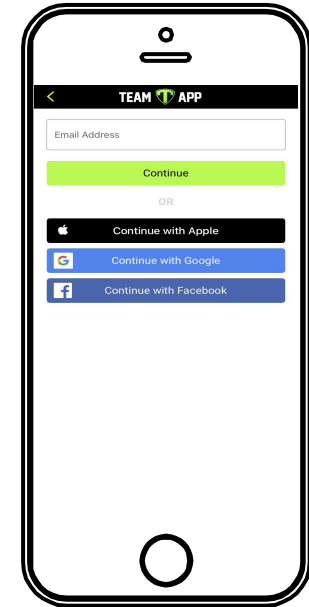
STEP 2:

Select “Log in or Sign Up”



STEP 3:

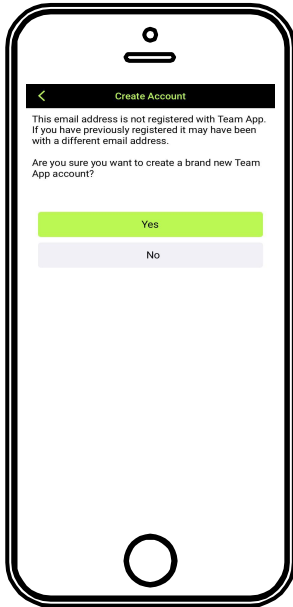
1. Enter your email address
2. Select “continue”



Team App Set Up Instructions

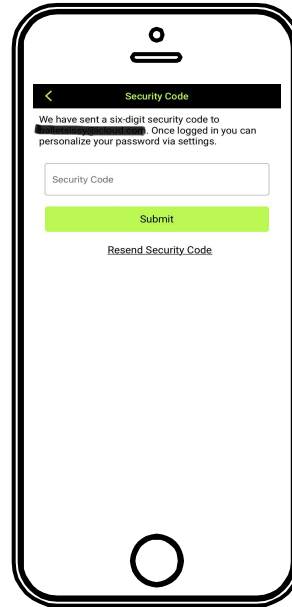
STEP 4:

Click “Yes”



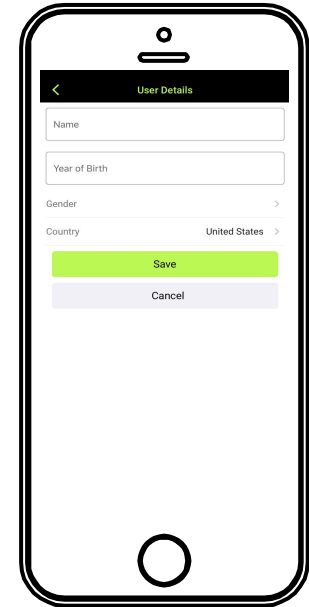
STEP 5:

1. Check your email (the one you entered in Step 3), and enter the security code here
2. Click “Submit”



STEP 6:

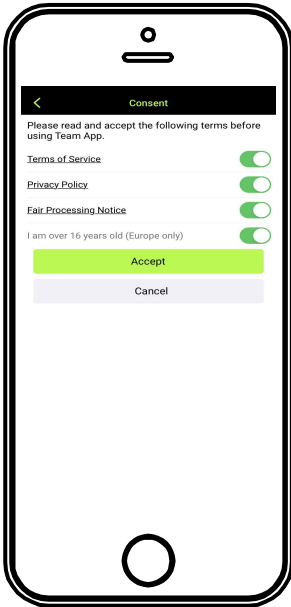
1. Enter user details - Name, Year of Birth, Gender, Country
2. Click “Save”



Team App Set Up Instructions

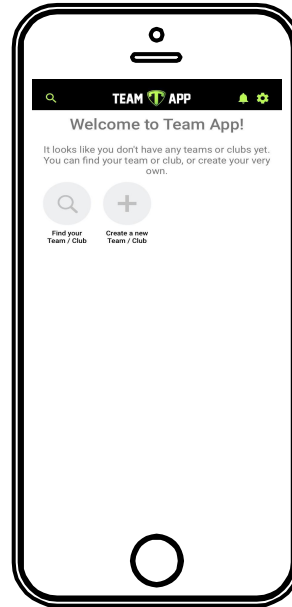
STEP 7:

1. Read and accept the Terms of Service by selecting all 4 boxes on the right side.
2. Click “Accept”



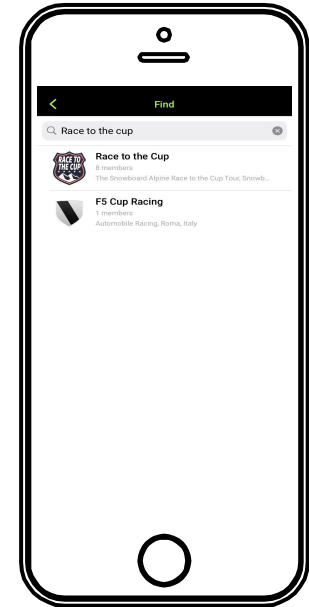
STEP 8:

Click “Find Your Team/Club”



STEP 9:

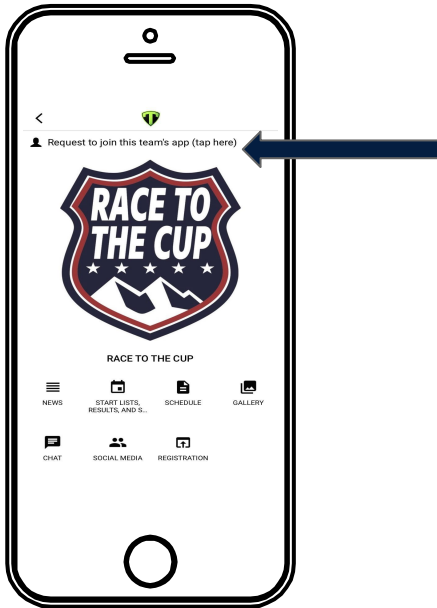
Enter “Race to the Cup” in the search bar and click on the page.



Team App Set Up Instructions


STEP 10:

Click “Request to join this team’s app (tap here)”



STEP 11:

Click the “Athletes/Coaches” group.

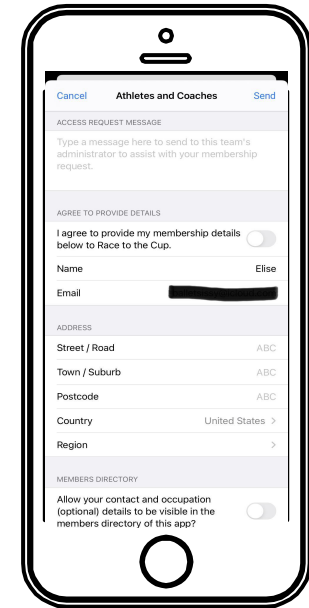


STEP 12:

Enter your information:

1. Access Request Message: Enter your Nation/status (athlete, parent, coach)

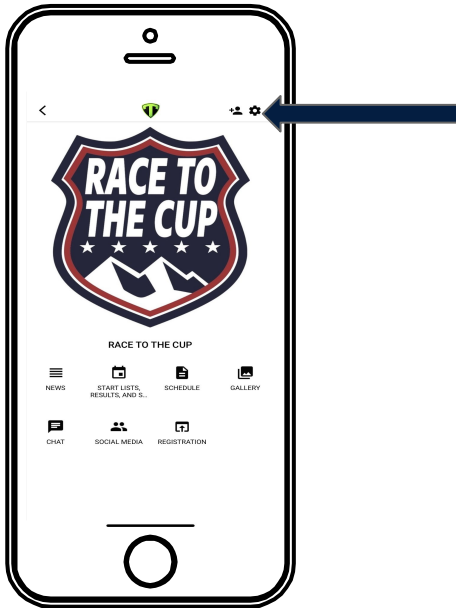
2. Check the box to agree to provide details 3. Enter your name



Team App Set Up Instructions

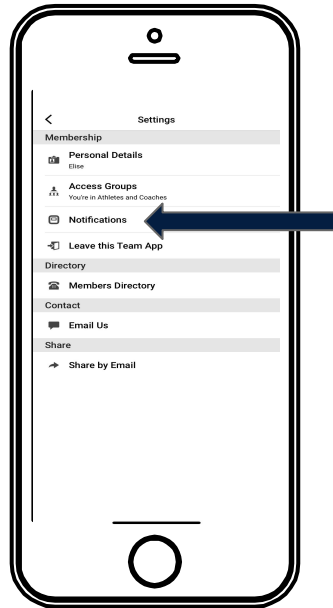
STEP 13:

Click the settings button



STEP 14:

Click "Notifications"



STEP 15:

Click on the box on the right to make sure notifications are enabled.

