



AUDI FIS SKI WORLD CUP 2022/23



Kvitfjell (NOR)


8th Women's Downhill



ENTRY LIST BY NSA 1ST TRAINING

Number of Competitors: 54, Number of NSAs: 13

NSA	FIS Code	Name	Date of Birth	FIS Points (23rd of February 2023 - List 17)						
				DH	SL	GS	SG	AC		
AND (1)	25210	MORENO Cande	30 OCT 2000	28.81 (75)	236.28(3475)	123.83(2288)	49.77 (177)	97.13 (130)		
AUS (1)	45331	SMALL Greta	16 OCT 1995	34.09 (91)	142.88(2573)	90.77(1642)	54.91 (204)	95.85 (127)		
AUT (12)	56258	AGER Christina	11 NOV 1995	17.23 (38)	150.42(2697)	104.22(1929)	15.83 (29)	39.38 (15)		
	56417	FEST Nadine	28 JUN 1998	15.00 (35)	119.52(2177)	25.21 (100)	15.60 (27)	37.37 (14)		
	56392	GRITSCH Franziska	15 MAR 1997	18.21 (40)	7.33 (17)	15.05 (31)	15.71 (28)	19.37 (7)		
	56128	HUETTER Cornelia	29 OCT 1992	2.98 (8)	999.99(4082)	214.47(3300)	2.29 (8)	127.40 (246)		
	56328	ORTLIEB Nina	2 APR 1996	2.68 (7)	437.84(3948)	41.93 (392)	6.77 (16)	49.24 (25)		
	56125	PUCHNER Mirjam	18 MAY 1992	4.66 (16)	504.66(3996)	79.79(1364)	5.13 (13)	112.82 (191)		
	56256	RAEDLER Ariane	20 JAN 1995	13.34 (32)	179.28(3069)	54.33 (696)	10.64 (20)	72.29 (60)		
	56311	REISINGER Elisabeth	2 AUG 1996	11.03 (28)	516.83(4002)	95.30(1739)	17.01 (34)	66.44 (51)		
	55970	SCHMIDHOFER Nicole	15 MAR 1989	4.86 (17)	-	274.02(3609)	6.24 (14)	999.99(1069)		
	56087	SIEBENHOFER Ramona	29 JUL 1991	3.58 (13)	314.78(3777)	12.45 (18)	9.85 (19)	45.04 (21)		
	56088	TIPPLER Tamara	9 APR 1991	10.78 (27)	999.99(4082)	424.76(3891)	3.33 (10)	999.99(1069)		
	56177	VENIER Stephanie	19 DEC 1993	7.90 (24)	456.74(3966)	181.97(3026)	19.26 (38)	176.31 (424)		
BIH (1)	715171	MUZAFERIJA Elvedina	20 AUG 1999	20.87 (46)	156.95(2782)	73.01(1189)	33.26 (94)	131.85 (260)		
CAN (2)	107697	FLECKENSTEIN Stefanie	6 SEP 1997	37.27 (101)	25.97 (128)	28.43 (141)	36.55 (111)	90.64 (112)		
	107613	GRENIER Valerie	30 OCT 1996	52.89 (145)	105.66(1866)	3.48 (8)	16.61 (31)	78.42 (70)		
FRA (5)	197956	CERUTTI Camille	22 DEC 1998	31.78 (84)	138.24(2499)	47.00 (509)	26.29 (71)	87.80 (99)		
	197641	GAUCHE Laura	4 MAR 1995	12.00 (29)	403.77(3913)	68.33(1078)	11.31 (24)	49.37 (26)		
	197497	MIRADOLI Romane	10 MAR 1994	7.04 (22)	118.34(2149)	29.81 (159)	3.88 (12)	54.37 (34)		
	198029	SMADJA CLEMENT Karen	29 JAN 1999	31.01 (80)	107.42(1903)	32.20 (193)	23.34 (52)	72.17 (59)		
	196928	WORLEY Tessa	4 OCT 1989	39.79 (108)	271.70(3644)	0.00 (1)	6.72 (15)	147.32 (322)		
GER (3)	507168	AICHER Emma	13 NOV 2003	27.28 (67)	13.24 (34)	20.61 (61)	16.76 (32)	52.33 (31)		
	206759	HIRT-STANGGASSINGER Katrin	7 MAY 1998	31.14 (82)	86.52(1437)	35.61 (260)	21.50 (47)	96.39 (129)		
	206668	WEIDLE Kira	24 FEB 1996	5.42 (18)	787.64(4071)	54.53 (699)	12.72 (26)	133.25 (269)		
ITA (9)	299276	BASSINO Marta	27 FEB 1996	19.34 (41)	36.03 (268)	0.34 (4)	1.47 (7)	16.26 (6)		
	297601	BRIGNONE Federica	14 JUL 1990	6.75 (19)	22.54 (79)	1.20 (7)	0.00 (1)	20.72 (8)		
	297910	CURTONI Elena	3 FEB 1991	3.29 (12)	273.63(3654)	25.30 (103)	1.13 (5)	39.50 (16)		
	299630	DELAGO Nadia	12 NOV 1997	6.95 (21)	458.37(3971)	108.68(2005)	23.00 (51)	85.05 (90)		
	299466	DELAGO Nicol	5 JAN 1996	14.87 (34)	244.65(3525)	189.26(3091)	21.22 (45)	74.89 (63)		
	298323	GOGGIA Sofia	15 NOV 1992	0.00 (1)	352.02(3851)	17.45 (40)	0.00 (1)	67.40 (53)		
	299383	MELESI Roberta	18 JUL 1996	36.76 (97)	233.67(3458)	19.15 (53)	21.32 (46)	70.85 (56)		
	298694	PICHLER Karoline	30 OCT 1994	31.25 (83)	498.72(3991)	25.69 (111)	24.48 (56)	81.90 (78)		
	299624	PIROVANO Laura	20 NOV 1997	12.78 (31)	169.65(2958)	34.69 (243)	21.81 (49)	59.99 (42)		
NOR (2)	426257	LIE Kajsa Vickhoff	20 JUN 1998	8.53 (26)	71.01(1045)	45.52 (479)	10.86 (22)	36.53 (13)		
	425929	MOWINCKEL Ragnhild	12 SEP 1992	3.04 (9)	224.63(3406)	3.84 (9)	1.18 (6)	20.91 (9)		



Kvitfjell (NOR)



8th Women's Downhill

ENTRY LIST BY NSA 1ST TRAINING

Number of Competitors: 54, Number of NSAs: 13

NSA	FIS Code	Name	Date of Birth	FIS Points (23rd of February 2023 - List 17)						
				DH	SL	GS	SG	AC		
NZL (1)	415232	ROBINSON Alice	1 DEC 2001	26.74 (64)	126.98(2306)	13.86 (22)	9.01 (18)	114.42 (196)		
SLO (1)	565360	STUHEC Ilka	26 OCT 1990	0.87 (4)	89.51(1511)	67.59(1059)	12.14 (25)	64.35 (47)		
SUI (10)	516705	DURRER Delia	14 NOV 2002	19.59 (42)	84.05(1360)	34.36 (236)	25.95 (70)	103.49 (152)		
	516248	FLURY Jasmine	16 SEP 1993	6.84 (20)	999.99(4082)	113.21(2094)	10.89 (23)	309.54 (753)		
	516284	GISIN Michelle	5 DEC 1993	4.00 (15)	2.88 (8)	6.39 (10)	2.82 (9)	1.00 (2)		
	516138	GUT-BEHRAMI Lara	27 APR 1991	1.15 (5)	269.73(3638)	0.41 (5)	0.00 (1)	142.05 (304)		
	516185	HAEHLEN Joana	23 JAN 1992	3.92 (14)	940.64(4079)	224.15(3370)	10.74 (21)	267.66 (690)		
	516280	HOLDENER Wendy	12 MAY 1993	20.40 (43)	0.00 (1)	16.60 (35)	21.64 (48)	11.76 (4)		
	516517	JENAL Stephanie	9 MAR 1998	24.65 (58)	155.64(2763)	58.25 (800)	25.40 (65)	93.93 (120)		
	516219	NUFER Priska	11 FEB 1992	3.09 (10)	551.61(4018)	32.67 (202)	24.85 (57)	94.98 (125)		
	516319	SUTER Corinne	28 SEP 1994	0.00 (1)	999.99(4082)	36.05 (265)	3.57 (11)	181.13 (441)		
516519	SUTER Juliana	23 APR 1998	20.89 (47)	136.80(2474)	65.04 (982)	25.65 (67)	94.01 (121)			
USA (6)	6536213	CASHMAN Keely	4 APR 1999	23.60 (55)	50.41 (542)	31.01 (177)	29.91 (82)	102.14 (146)		
	6535455	JOHNSON Breezy	19 JAN 1996	3.09 (10)	244.23(3521)	173.51(2947)	16.32 (30)	111.82 (189)		
	6536821	MACUGA Lauren	4 JUL 2002	35.26 (95)	143.51(2581)	34.82 (246)	35.55 (107)	133.24 (268)		
	6535765	MANGAN Tricia	7 MAR 1997	28.21 (73)	48.36 (500)	23.95 (89)	35.59 (108)	81.44 (75)		
	6535237	SHIFFRIN Mikaela	13 MAR 1995	7.11 (23)	0.00 (1)	0.00 (1)	0.75 (4)	1.50 (3)		
	6535791	WRIGHT Isabella	10 FEB 1997	14.20 (33)	81.50(1300)	55.14 (713)	26.36 (72)	129.86 (253)		

Legend:
- No points





AUDI FIS SKI WORLD CUP 2022/23



8th Women's Downhill

WED 1 MAR 2023


DRAW LIST 1ST TRAINING

Start Time 11:00

Number of Competitors: 54, Number of NSAs: 13

Rank 120 in the FIS List: WENIG Michaela 46.02 FIS Points

No.	FIS Code	Name	NSA Code	WCSL-DH	WCSL-O	FIS DH
1	298323	GOGGIA Sofia	ITA	775 (1)	1029 (6)	0.00 (1)
2	565360	STUHEC Ilka	SLO	487 (2)	545 (17)	0.87 (4)
3	516319	SUTER Corinne	SUI	458 (3)	740 (12)	0.00 (1)
4	297910	CURTONI Elena	ITA	379 (4)	825 (9)	3.29 (12)
5	56125	PUCHNER Mirjam	AUT	363 (5)	634 (13)	4.66 (16)
6	206668	WEIDLE Kira	GER	344 (6)	498 (19)	5.42 (18)
7	56328	ORTLIEB Nina	AUT	326 (7)	358 (29)	2.68 (7)
8	516248	FLURY Jasmine	SUI	318 (8)	469 (22)	6.84 (20)
9	425929	MOWINCKEL Ragnhild	NOR	312 (9)	1164 (5)	3.04 (9)
10	56128	HUETTER Cornelia	AUT	301 (10)	634 (13)	2.98 (8)
11	516138	GUT-BEHRAMI Lara	SUI	300 (11)	1315 (3)	1.15 (5)
12	516185	HAEHLEN Joana	SUI	266 (12)	483 (20)	3.92 (14)
13	6535455	JOHNSON Breezy	USA	247 (13)	292 (40)	3.09 (10)
14	516219	NUFER Priska	SUI	223 (14)	300 (37)	3.09 (10)
15	6535237	SHIFFRIN Mikaela	USA	211 (15)	2331 (1)	7.11 (23)
16	299624	PIROVANO Laura	ITA	209 (16)	269 (41)	12.78 (31)
17	297601	BRIGNONE Federica	ITA	202 (17)	1343 (2)	6.75 (19)
18	516284	GISIN Michelle	SUI	199 (18)	765 (10)	4.00 (15)
19	426257	LIE Kajsa Vickhoff	NOR	191 (19)	387 (28)	8.53 (26)
20	56087	SIEBENHOFER Ramona	AUT	184 (20)	515 (18)	3.58 (13)
21	197641	GAUCHE Laura	FRA	180 (21)	358 (29)	12.00 (29)
22	56177	VENIER Stephanie	AUT	177 (22)	247 (44)	7.90 (24)
23	197497	MIRADOLI Romane	FRA	154 (23)	442 (26)	7.04 (22)
24	299630	DELAGO Nadia	ITA	136 (24)	143 (58)	6.95 (21)
25	56088	TIPPLER Tamara	AUT	127 (25)	329 (33)	10.78 (27)
26	299466	DELAGO Nicol	ITA	123 (26)	145 (57)	14.87 (34)
27	6535791	WRIGHT Isabella	USA	106 (28)	149 (56)	14.20 (33)
28	56258	AGER Christina	AUT	83 (30)	93 (69)	17.23 (38)
29	56256	RAEDLER Ariane	AUT	82 (31)	168 (55)	13.34 (32)
30	55970	SCHMIDHOFER Nicole	AUT	52 (33)	224 (48)	4.86 (17)
31	+500 299276	BASSINO Marta	ITA	43 (34)	1017 (7)	19.34 (41)
32	+500 516280	HOLDENER Wendy	SUI	2 (61)	927 (8)	20.40 (43)
33	+500 196928	WORLEY Tessa	FRA	-	573 (16)	39.79 (108)
34	56311	REISINGER Elisabeth	AUT	37 (37)	53 (85)	11.03 (28)
35	56417	FEST Nadine	AUT	31 (38)	82 (73)	15.00 (35)
36	56392	GRITSCH Franziska	AUT	-	407 (27)	18.21 (40)
37	516705	DURRER Delia	SUI	41 (35)	41 (93)	19.59 (42)
38	715171	MUZAFERIJA Elvedina	BIH	8 (51)	32 (98)	20.87 (46)



Kvitfjell (NOR)



8th Women's Downhill

WED 1 MAR 2023

DRAW LIST 1ST TRAINING

Start Time 11:00

Number of Competitors: 54, Number of NSAs: 13

Rank 120 in the FIS List: WENIG Michaela 46.02 FIS Points

No.	FIS Code	Name	NSA Code	WCSL-DH	WCSL-O	FIS DH
39	516519	SUTER Juliana	SUI	27 (40)	51 (86)	20.89 (47)
40	6536213	CASHMAN Keely	USA	5 (56)	11 (119)	23.60 (55)
41	516517	JENAL Stephanie	SUI	28 (39)	42 (91)	24.65 (58)
42	415232	ROBINSON Alice	NZL	25 (41)	335 (31)	26.74 (64)
43	507168	AICHER Emma	GER	40 (36)	184 (52)	27.28 (67)
44	6535765	MANGAN Tricia	USA	15 (43)	15 (113)	28.21 (73)
45	25210	MORENO Cande	AND	10 (47)	10 (123)	28.81 (75)
46	198029	SMADJA CLEMENT Karen	FRA	-	18 (111)	31.01 (80)
47	206759	HIRTL-STANGGASSINGER Katrin	GER	4 (58)	4 (141)	31.14 (82)
48	298694	PICHLER Karoline	ITA	10 (47)	64 (79)	31.25 (83)
49	197956	CERUTTI Camille	FRA	1 (63)	11 (119)	31.78 (84)
50	45331	SMALL Greta	AUS	-	-	34.09 (91)
51	6536821	MACUGA Lauren	USA	1 (63)	1 (152)	35.26 (95)
52	299383	MELESI Roberta	ITA	-	76 (75)	36.76 (97)
53	107697	FLECKENSTEIN Stefanie	CAN	8 (51)	8 (131)	37.27 (101)
54	107613	GRENIER Valerie	CAN	-	324 (34)	>52.89 (145)

Legend:			
-	No points	+500	At least 500 points on WCSL-O after 20th place or after 30th place
>	Greater than 120th rank in the FIS points list	FIS DH	FIS points for Downhill (17th FIS points list 2022/2023)
		No.	Control Number
		WCSL-DH	FIS World Cup Start List points for Downhill
WCSL-O	Overall FIS World Cup Start List points		





AUDI FIS SKI WORLD CUP 2022/23



Kvitfjell (NOR)

8th Women's Downhill


WED 1 MAR 2023

START LIST 1ST TRAINING

Start Time 11:00

Number of Competitors: 54, Number of NSAs: 13

Bib	FIS Code	Name	Year of Birth	NSA Code	Time	Ski
1	6535455	JOHNSON Breezy	1996	USA		Atomic
2	516219	NUFER Priska	1992	SUI		Dynastar
3	6535237	SHIFFRIN Mikaela	1995	USA		Atomic
4	56087	SIEBENHOFER Ramona	1991	AUT		Fischer
5	426257	LIE Kajsja Vickhoff	1998	NOR		Head
6	56125	PUCHNER Mirjam	1992	AUT		Atomic
7	516248	FLURY Jasmine	1993	SUI		Fischer
8	297910	CURTONI Elena	1991	ITA		Head
9	206668	WEIDLE Kira	1996	GER		Rossignol
10	56128	HUETTER Cornelia	1992	AUT		Head
11	425929	MOWINCKEL Ragnhild	1992	NOR		Head
12	298323	GOGGIA Sofia	1992	ITA		Atomic
13	565360	STUHEC Ilka	1990	SLO		Kaestle
14	56328	ORTLIEB Nina	1996	AUT		Head
15	516319	SUTER Corinne	1994	SUI		Head
-----break-----						
16	299624	PIROVANO Laura	1997	ITA		Head
17	516185	HAEHLLEN Joana	1992	SUI		Atomic
18	297601	BRIGNONE Federica	1990	ITA		Rossignol
19	516138	GUT-BEHRAMI Lara	1991	SUI		Head
20	516284	GISIN Michelle	1993	SUI		Salomon
21	197497	MIRADOLI Romane	1994	FRA		Dynastar
22	6535791	WRIGHT Isabella	1997	USA		Atomic
-----break-----						
23	299466	DELAGO Nicol	1996	ITA		Atomic
24	56256	RAEDLER Ariane	1995	AUT		Head
25	55970	SCHMIDHOFER Nicole	1989	AUT		Fischer
26	299630	DELAGO Nadia	1997	ITA		Atomic
27	56088	TIPPLER Tamara	1991	AUT		Salomon
28	56177	VENIER Stephanie	1993	AUT		Head
29	197641	GAUCHE Laura	1995	FRA		Head
30	56258	AGER Christina	1995	AUT		Atomic
-----break-----						
31	299276	BASSINO Marta	1996	ITA		Salomon
32	516280	HOLDENER Wendy	1993	SUI		Head
33	196928	WORLEY Tessa	1989	FRA		Rossignol
34	56311	REISINGER Elisabeth	1996	AUT		Head
35	56417	FEST Nadine	1998	AUT		Salomon
36	56392	GRITSCH Franziska	1997	AUT		Head
37	516705	DURRER Delia	2002	SUI		Head
38	715171	MUZAFERIJA Elvedina	1999	BIH		Atomic
39	516519	SUTER Juliana	1998	SUI		Atomic
40	6536213	CASHMAN Keely	1999	USA		Rossignol
41	516517	JENAL Stephanie	1998	SUI		Atomic
42	415232	ROBINSON Alice	2001	NZL		Salomon



Kvitfjell (NOR)

8th Women's Downhill

WED 1 MAR 2023

START LIST 1ST TRAINING

Start Time 11:00

Number of Competitors: 54, Number of NSAs: 13

Bib	FIS Code	Name	Year of Birth	NSA Code	Time	Ski
43	507168	AICHER Emma	2003	GER		Head
44	6535765	MANGAN Tricia	1997	USA		Head
45	25210	MORENO Cande	2000	AND		Head
46	198029	SMADJA CLEMENT Karen	1999	FRA		Head
47	206759	HIRTL-STANGGASSINGER Katrin	1998	GER		Head
48	298694	PICHLER Karoline	1994	ITA		Head
49	197956	CERUTTI Camille	1998	FRA		Atomic
50	45331	SMALL Greta	1995	AUS		Atomic
51	6536821	MACUGA Lauren	2002	USA		Rossignol
52	299383	MELESI Roberta	1996	ITA		Dynastar
53	107697	FLECKENSTEIN Stefanie	1997	CAN		Rossignol
54	107613	GRENIER Valerie	1996	CAN		Rossignol

Jury

FIS Technical Delegate	JOHANSSON Roland	NOR
Referee	GERDOL Peter	FIS
Assistant Referee	SENIGAGLIESI Alberto	FIS
Chief of Race	BJØRGE Ole Johan	NOR

Technical Data

Course Name	Kvitfjell-Olympiabakken
Start Altitude	890m
Finish Altitude	182m
Vertical Drop	708m
Course Length	2641m
Homologation Number	12859/10/18

Race Information

Course Setter	SENIGAGLIESI Alberto	FIS
Gates	30	
Start Time	11:00	

Forerunners:

F1 - SUND Malin Sofie	NOR	F2 - TAKLO Jörgen	NOR	F3 - BUER Jonas	NOR
F4 - LARSEN Nikolai	NOR	F5 - LINBERG Herman	NOR	F6 - ANDERSEN Fredrik	NOR

Legend:

YB Year of Birth



AUDI FIS SKI WORLD CUP 2022/23



Kvitfjell (NOR)

8th Women's Downhill

WED 1 MAR 2023




OFFICIAL RESULTS 1ST TRAINING

Start Time 11:00

Number of Competitors: 54, Number of NSAs: 13

Rank	Bib	FIS Code	Name	YB	NSA Code	Time	Difference	Distance (m)	Ski
1	3	6535237	SHIFFRIN Mikaela	1995	USA	1:33.59			Atomic
2	5	426257	LIE Kajsa Vickhoff	1998	NOR	1:34.11	0.52	14.59	Head
3	10	56128	HUETTER Cornelia	1992	AUT	1:34.31	0.72	20.16	Head
4	14	56328	ORTLIEB Nina	1996	AUT	1:34.45	0.86	24.05	Head
5	19	516138	GUT-BEHRAMI Lara	1991	SUI	1:34.60	1.01	28.20	Head
6	15	516319	SUTER Corinne	1994	SUI	1:34.79	1.20	33.43	Head
7	17	516185	HAEHLEN Joana	1992	SUI	1:34.82	1.23	34.26	Atomic
8	9	206668	WEIDLE Kira	1996	GER	1:34.83	1.24	34.53	Rossignol
9	13	565360	STUHEC Iika	1990	SLO	1:34.85	1.26	35.08	Kaestle
10	6	56125	PUCHNER Mirjam	1992	AUT	1:34.94	1.35	37.55	Atomic
11	8	297910	CURTONI Elena	1991	ITA	1:34.99	1.40	38.92	Head
12	37	516705	DURRER Delia	2002	SUI	1:35.03	1.44	40.02	Head
12	18	297601	BRIGNONE Federica	1990	ITA	1:35.03	1.44	40.02	Rossignol
14	35	56417	FEST Nadine	1998	AUT	1:35.06	1.47	40.84	Salomon
15	30	56258	AGER Christina	1995	AUT	1:35.08	1.49	41.39	Atomic
16	12	298323	GOGGIA Sofia	1992	ITA	1:35.09	1.50	41.66	Atomic
17	16	299624	PIROVANO Laura	1997	ITA	1:35.22	1.63	45.21	Head
18*	11	425929	MOWINCKEL Ragnhild	1992	NOR	1:35.25	1.66	46.03	Head
19	22	6535791	WRIGHT Isabella	1997	USA	1:35.37	1.78	49.29	Atomic
20	29	197641	GAUCHE Laura	1995	FRA	1:35.45	1.86	51.46	Head
21	20	516284	GISIN Michelle	1993	SUI	1:35.53	1.94	53.63	Salomon
22	4	56087	SIEBENHOFER Ramona	1991	AUT	1:35.58	1.99	54.99	Fischer
23	28	56177	VENIER Stephanie	1993	AUT	1:35.62	2.03	56.07	Head
24	24	56256	RAEDLER Ariane	1995	AUT	1:35.64	2.05	56.61	Head
25	27	56088	TIPPLER Tamara	1991	AUT	1:35.68	2.09	57.69	Salomon
26*	44	6535765	MANGAN Tricia	1997	USA	1:35.75	2.16	59.58	Head
27*	43	507168	AICHER Emma	2003	GER	1:35.79	2.20	60.66	Head
28	32	516280	HOLDENER Wendy	1993	SUI	1:35.90	2.31	63.62	Head
29	42	415232	ROBINSON Alice	2001	NZL	1:36.05	2.46	67.64	Salomon
30	26	299630	DELAGO Nadia	1997	ITA	1:36.16	2.57	70.58	Atomic
31	34	56311	REISINGER Elisabeth	1996	AUT	1:36.21	2.62	71.92	Head
32	25	55970	SCHMIDHOFER Nicole	1989	AUT	1:36.24	2.65	72.72	Fischer
33	7	516248	FLURY Jasmine	1993	SUI	1:36.37	2.78	76.19	Fischer
34	1	6535455	JOHNSON Breezy	1996	USA	1:36.40	2.81	76.98	Atomic
35	50	45331	SMALL Greta	1995	AUS	1:36.44	2.85	78.05	Atomic
36	52	299383	MELESI Roberta	1996	ITA	1:36.51	2.92	79.91	Dynastar
37	53	107697	FLECKENSTEIN Stefanie	1997	CAN	1:36.62	3.03	82.82	Rossignol
38	2	516219	NUFER Priska	1992	SUI	1:36.80	3.21	87.58	Dynastar
39	23	299466	DELAGO Nicol	1996	ITA	1:36.93	3.34	91.00	Atomic
40	41	516517	JENAL Stephanie	1998	SUI	1:37.00	3.41	92.84	Atomic
41*	36	56392	GRITSCH Franziska	1997	AUT	1:37.02	3.43	93.37	Head
42	47	206759	HIRTL-STANGGASSINGER Katrin	1998	GER	1:37.07	3.48	94.68	Head
43	45	25210	MORENO Cande	2000	AND	1:37.08	3.49	94.94	Head
43	40	6536213	CASHMAN Keely	1999	USA	1:37.08	3.49	94.94	Rossignol
45	33	196928	WORLEY Tessa	1989	FRA	1:37.15	3.56	96.78	Rossignol
45	31	299276	BASSINO Marta	1996	ITA	1:37.15	3.56	96.78	Salomon



Kvitfjell (NOR)


8th Women's Downhill

WED 1 MAR 2023

OFFICIAL RESULTS 1ST TRAINING

Start Time 11:00

Number of Competitors: 54, Number of NSAs: 13

Rank	Bib	FIS Code	Name	YB	NSA Code	Time	Difference	Distance (m)	Ski
47	46	198029	SMADJA CLEMENT Karen	1999	FRA	1:37.17	3.58	97.30	Head
48	39	516519	SUTER Juliana	1998	SUI	1:37.20	3.61	98.09	Atomic
49	49	197956	CERUTTI Camille	1998	FRA	1:37.81	4.22	113.95	Atomic
50	51	6536821	MACUGA Lauren	2002	USA	1:37.97	4.38	118.07	Rossignol
51	38	715171	MUZAFERIJA Elvedina	1999	BIH	1:38.27	4.68	125.77	Atomic
52*	48	298694	PICHLER Karoline	1994	ITA	1:38.96	5.37	143.31	Head
53	54	107613	GRENIER Valerie	1996	CAN	1:41.25	7.66	199.80	Rossignol

DID NOT FINISH: 1 competitor

21	197497	MIRADOLI Romane	1994	FRA					Dynastar
----	--------	------------------------	------	-----	--	--	--	--	----------

Jury

FIS Technical Delegate	JOHANSSON Roland	NOR
Referee	GERDOL Peter	FIS
Assistant Referee	SENIGAGLIESI Alberto	FIS
Chief of Race	BJØRGE Ole Johan	NOR

Technical Data

Course Name	Kvitfjell-Olympiabakken
Start Altitude	890m
Finish Altitude	182m
Vertical Drop	708m
Course Length	2641m
Homologation Number	12859/10/18

Race Information

Course Setter	SENIGAGLIESI Alberto	FIS
Gates	30	
Start Time	11:00	

Forerunners:

F1 - SUND Malin Sofie	NOR	F2 - TAKLO Jörgen	NOR	F3 - BUER Jonas	NOR
F4 - LARSEN Nikolai	NOR	F5 - LINBERG Herman	NOR	F6 - ANDERSEN Fredrik	NOR

Conditions on course:

SUNNY Snow: HARD Temperature - Start: -2°C Temperature - Finish: -2°C

Legend:

* Gate(s) missed YB Year of Birth





AUDI FIS SKI WORLD CUP 2022/23



8th Women's Downhill


WED 1 MAR 2023

PERFORMANCE ANALYSIS BY RANK 1ST TRAINING

Start Time 11:00

Number of Competitors: 53 Number of NSAs: 13

Rank	Bib	Name Ski	NSA Code	Positions			Partials		Difference		Speed			
				Pos	Time	Rank	Pos	Time	Rank	Time	Dist.(m)	Pos.	(km/h)	Rank
1	3	SHIFFRIN Mikaela Atomic	USA	Int1:	23.46	(3)	11-12:	23.95	(18)	0.06		Sp1	94.90	(32)
				Int2:	47.41	(7)	12-13:	17.83	(1)	0.56		Sp2	115.60	(4)
				Int3:	1:05.24	(4)	13-14:	12.34	(1)	0.53				
				Int4:	1:17.58	(2)	14-Fin:	16.01	(2)	0.14				
				Fin:	1:33.59	(1)				0.00	0.00	Avg:	101.59	
2	5	LIE Kajsja Vickhoff Head	NOR	Int1:	23.40	(1)	11-12:	23.62	(4)	0.00		Sp1	98.46	(3)
				Int2:	47.02	(2)	12-13:	17.95	(4)	0.17		Sp2	113.10	(20)
				Int3:	1:04.97	(2)	13-14:	12.75	(8)	0.26				
				Int4:	1:17.72	(3)	14-Fin:	16.39	(17)	0.28				
				Fin:	1:34.11	(2)				0.52	14.59	Avg:	101.03	
3	10	HUETTER Cornelia Head	AUT	Int1:	23.80	(19)	11-12:	23.90	(13)	0.40		Sp1	95.33	(22)
				Int2:	47.70	(15)	12-13:	17.93	(3)	0.85		Sp2	116.20	(2)
				Int3:	1:05.63	(7)	13-14:	12.85	(14)	0.92				
				Int4:	1:18.48	(8)	14-Fin:	15.83	(1)	1.04				
				Fin:	1:34.31	(3)				0.72	20.16	Avg:	100.81	
4	14	ORTLIEB Nina Head	AUT	Int1:	23.68	(11)	11-12:	23.88	(12)	0.28		Sp1	93.07	(47)
				Int2:	47.56	(12)	12-13:	18.12	(8)	0.71		Sp2	114.60	(8)
				Int3:	1:05.68	(9)	13-14:	12.66	(4)	0.97				
				Int4:	1:18.34	(5)	14-Fin:	16.11	(3)	0.90				
				Fin:	1:34.45	(4)				0.86	24.05	Avg:	100.66	
5	19	GUT-BEHRAMI Lara Head	SUI	Int1:	23.69	(12)	11-12:	23.62	(4)	0.29		Sp1	95.56	(20)
				Int2:	47.31	(5)	12-13:	18.34	(23)	0.46		Sp2	112.90	(23)
				Int3:	1:05.65	(8)	13-14:	12.78	(10)	0.94				
				Int4:	1:18.43	(7)	14-Fin:	16.17	(6)	0.99				
				Fin:	1:34.60	(5)				1.01	28.20	Avg:	100.50	
6	15	SUTER Corinne Head	SUI	Int1:	23.48	(4)	11-12:	23.59	(3)	0.08		Sp1	98.28	(4)
				Int2:	47.07	(3)	12-13:	18.00	(6)	0.22		Sp2	109.80	(36)
				Int3:	1:05.07	(3)	13-14:	12.89	(19)	0.36				
				Int4:	1:17.96	(4)	14-Fin:	16.83	(46)	0.52				
				Fin:	1:34.79	(6)				1.20	33.43	Avg:	100.30	
7	17	HAEHLEN Joana Atomic	SUI	Int1:	23.73	(13)	11-12:	23.80	(8)	0.33		Sp1	94.96	(31)
				Int2:	47.53	(11)	12-13:	18.43	(28)	0.68		Sp2	113.30	(19)
				Int3:	1:05.96	(15)	13-14:	12.70	(5)	1.25				
				Int4:	1:18.66	(13)	14-Fin:	16.16	(5)	1.22				
				Fin:	1:34.82	(7)				1.23	34.26	Avg:	100.27	
8	9	WEIDLE Kira Rossignol	GER	Int1:	23.60	(9)	11-12:	23.83	(10)	0.20		Sp1	96.61	(10)
				Int2:	47.43	(8)	12-13:	18.45	(29)	0.58		Sp2	116.80	(1)
				Int3:	1:05.88	(13)	13-14:	12.73	(6)	1.17				
				Int4:	1:18.61	(10)	14-Fin:	16.22	(8)	1.17				
				Fin:	1:34.83	(8)				1.24	34.53	Avg:	100.26	



Kvitfjell (NOR)



8th Women's Downhill


WED 1 MAR 2023

PERFORMANCE ANALYSIS BY RANK 1ST TRAINING

Start Time 11:00

Number of Competitors: 53 Number of NSAs: 13

Rank	Bib	Name Ski	NSA Code	Positions			Partials		Difference		Speed			
				Pos	Time	Rank	Pos	Time	Rank	Time	Dist.(m)	Pos.	(km/h)	Rank
9	13	STUHEC Ilka Kaestle	SLO	Int1:	24.12	(44)	11-12:	23.94	(16)	0.72		Sp1	95.05	(30)
				Int2:	48.06	(33)	12-13:	18.11	(7)	1.21		Sp2	115.00	(5)
				Int3:	1:06.17	(24)	13-14:	12.54	(2)	1.46				
				Int4:	1:18.71	(15)	14-Fin:	16.14	(4)	1.27				
				Fin:	1:34.85	(9)				1.26	35.08	Avg:	100.24	
10	6	PUCHNER Mirjam Atomic	AUT	Int1:	23.73	(13)	11-12:	23.79	(7)	0.33		Sp1	96.83	(8)
				Int2:	47.52	(10)	12-13:	18.27	(17)	0.67		Sp2	113.60	(17)
				Int3:	1:05.79	(11)	13-14:	12.75	(8)	1.08				
				Int4:	1:18.54	(9)	14-Fin:	16.40	(19)	1.10				
				Fin:	1:34.94	(10)				1.35	37.55	Avg:	100.14	
11	8	CURTONI Elena Head	ITA	Int1:	23.56	(6)	11-12:	24.06	(28)	0.16		Sp1	97.19	(7)
				Int2:	47.62	(14)	12-13:	18.13	(9)	0.77		Sp2	113.70	(15)
				Int3:	1:05.75	(10)	13-14:	12.89	(19)	1.04				
				Int4:	1:18.64	(12)	14-Fin:	16.35	(12)	1.20				
				Fin:	1:34.99	(11)				1.40	38.92	Avg:	100.09	
12	37	DURRER Delia Head	SUI	Int1:	23.66	(10)	11-12:	23.55	(2)	0.26		Sp1	98.61	(2)
				Int2:	47.21	(4)	12-13:	18.32	(20)	0.36		Sp2	113.00	(21)
				Int3:	1:05.53	(6)	13-14:	13.10	(34)	0.82				
				Int4:	1:18.63	(11)	14-Fin:	16.40	(19)	1.19				
				Fin:	1:35.03	(12)				1.44	40.02	Avg:	100.05	
12	18	BRIGNONE Federica Rossignol	ITA	Int1:	24.02	(39)	11-12:	23.95	(18)	0.62		Sp1	93.79	(41)
				Int2:	47.97	(28)	12-13:	18.22	(12)	1.12		Sp2	113.00	(21)
				Int3:	1:06.19	(25)	13-14:	12.59	(3)	1.48				
				Int4:	1:18.78	(17)	14-Fin:	16.25	(10)	1.34				
				Fin:	1:35.03	(12)				1.44	40.02	Avg:	100.05	
14	35	FEST Nadine Salomon	AUT	Int1:	23.76	(17)	11-12:	23.83	(10)	0.36		Sp1	96.18	(14)
				Int2:	47.59	(13)	12-13:	18.26	(16)	0.74				
				Int3:	1:05.85	(12)	13-14:	12.82	(12)	1.14				
				Int4:	1:18.67	(14)	14-Fin:	16.39	(17)	1.23				
				Fin:	1:35.06	(14)				1.47	40.84	Avg:	100.02	
15	30	AGER Christina Atomic	AUT	Int1:	23.86	(23)	11-12:	23.92	(14)	0.46		Sp1	95.75	(17)
				Int2:	47.78	(20)	12-13:	18.20	(11)	0.93				
				Int3:	1:05.98	(16)	13-14:	12.89	(19)	1.27				
				Int4:	1:18.87	(18)	14-Fin:	16.21	(7)	1.43				
				Fin:	1:35.08	(15)				1.49	41.39	Avg:	100.00	
16	12	GOGGIA Sofia Atomic	ITA	Int1:	23.56	(6)	11-12:	23.80	(8)	0.16		Sp1	96.33	(12)
				Int2:	47.36	(6)	12-13:	17.97	(5)	0.51		Sp2	111.90	(29)
				Int3:	1:05.33	(5)	13-14:	13.08	(31)	0.62				
				Int4:	1:18.41	(6)	14-Fin:	16.68	(41)	0.97				
				Fin:	1:35.09	(16)				1.50	41.66	Avg:	99.99	
17	16	PIROVANO Laura Head	ITA	Int1:	23.95	(32)	11-12:	23.78	(6)	0.55		Sp1	95.14	(26)
				Int2:	47.73	(17)	12-13:	18.16	(10)	0.88		Sp2	114.30	(11)
				Int3:	1:05.89	(14)	13-14:	12.82	(12)	1.18				
				Int4:	1:18.71	(15)	14-Fin:	16.51	(30)	1.27				
				Fin:	1:35.22	(17)				1.63	45.21	Avg:	99.85	
18 *	11	MOWINCKEL Ragnhild Head	NOR	Int1:	23.45	(2)	11-12:	23.40	(1)	0.05		Sp1	99.19	(1)
				Int2:	46.85	(1)	12-13:	17.86	(2)	0.00		Sp2	104.20	(39)
				Int3:	1:04.71	(1)	13-14:	12.73	(6)	0.00				
				Int4:	1:17.44	(1)	14-Fin:	17.81	(53)	0.00				
				Fin:	1:35.25	(18)				1.66	46.03	Avg:	99.82	



Kvitfjell (NOR)



8th Women's Downhill


WED 1 MAR 2023

PERFORMANCE ANALYSIS BY RANK 1ST TRAINING

Start Time 11:00

Number of Competitors: 53 Number of NSAs: 13

Rank	Bib	Name Ski	NSA Code	Positions			Partials		Difference		Speed				
				Pos	Time	Rank	Pos	Time	Rank	Time	Dist.(m)	Pos.	(km/h)	Rank	
19	22	WRIGHT Isabella Atomic	USA	Int1:	23.56	(6)	11-12:	24.16	(35)	0.16		Sp1	96.59	(11)	
				Int2:	47.72	(16)	12-13:	18.35	(24)	0.87					
				Int3:	1:06.07	(19)	13-14:	12.89	(19)	1.36					
				Int4:	1:18.96	(20)	14-Fin:	16.41	(21)	1.52					
				Fin:	1:35.37	(19)				1.78	49.29	Avg:	99.69		
20	29	GAUCHE Laura Head	FRA	Int1:	23.83	(22)	11-12:	23.92	(14)	0.43		Sp1	95.15	(25)	
				Int2:	47.75	(18)	12-13:	18.25	(14)	0.90					
				Int3:	1:06.00	(18)	13-14:	12.92	(23)	1.29					
				Int4:	1:18.92	(19)	14-Fin:	16.53	(32)	1.48					
				Fin:	1:35.45	(20)				1.86	51.46	Avg:	99.61		
21	20	GISIN Michelle Salomon	SUI	Int1:	23.98	(34)	11-12:	24.03	(27)	0.58		Sp1	94.55	(36)	
				Int2:	48.01	(30)	12-13:	18.29	(18)	1.16		Sp2	113.70	(15)	
				Int3:	1:06.30	(26)	13-14:	12.86	(15)	1.59					
				Int4:	1:19.16	(23)	14-Fin:	16.37	(13)	1.72					
				Fin:	1:35.53	(21)				1.94	53.63	Avg:	99.52		
22	4	SIEBENHOFER Ramona Fischer	AUT	Int1:	23.74	(16)	11-12:	24.02	(25)	0.34		Sp1	93.30	(43)	
				Int2:	47.76	(19)	12-13:	18.32	(20)	0.91		Sp2	114.50	(10)	
				Int3:	1:06.08	(20)	13-14:	13.21	(38)	1.37					
				Int4:	1:19.29	(26)	14-Fin:	16.29	(11)	1.85					
				Fin:	1:35.58	(22)				1.99	54.99	Avg:	99.47		
23	28	VENIER Stephanie Head	AUT	Int1:	23.99	(36)	11-12:	23.95	(18)	0.59		Sp1	97.97	(5)	
				Int2:	47.94	(27)	12-13:	18.37	(25)	1.09					
				Int3:	1:06.31	(27)	13-14:	12.94	(24)	1.60					
				Int4:	1:19.25	(24)	14-Fin:	16.37	(13)	1.81					
				Fin:	1:35.62	(23)				2.03	56.07	Avg:	99.43		
24	24	RAEDLER Ariane Head	AUT	Int1:	23.73	(13)	11-12:	24.09	(30)	0.33		Sp1	93.85	(38)	
				Int2:	47.82	(21)	12-13:	18.30	(19)	0.97					
				Int3:	1:06.12	(21)	13-14:	12.88	(17)	1.41					
				Int4:	1:19.00	(21)	14-Fin:	16.64	(39)	1.56					
				Fin:	1:35.64	(24)				2.05	56.61	Avg:	99.41		
25	27	TIPLER Tamara Salomon	AUT	Int1:	23.87	(24)	11-12:	23.95	(18)	0.47		Sp1	95.75	(17)	
				Int2:	47.82	(21)	12-13:	18.33	(22)	0.97					
				Int3:	1:06.15	(23)	13-14:	13.00	(26)	1.44					
				Int4:	1:19.15	(22)	14-Fin:	16.53	(32)	1.71					
				Fin:	1:35.68	(25)				2.09	57.69	Avg:	99.37		
26 *	44	MANGAN Tricia Head	USA	Int1:	23.53	(5)	11-12:	23.95	(18)	0.13		Sp1	95.89	(16)	
				Int2:	47.48	(9)	12-13:	18.50	(32)	0.63		Sp2	114.20	(12)	
				Int3:	1:05.98	(16)	13-14:	13.30	(47)	1.27					
				Int4:	1:19.28	(25)	14-Fin:	16.47	(25)	1.84					
				Fin:	1:35.75	(26)				2.16	59.58	Avg:	99.30		
27 *	43	AICHER Emma Head	GER	Int1:	23.79	(18)	11-12:	24.13	(34)	0.39		Sp1	95.60	(19)	
				Int2:	47.92	(25)	12-13:	18.62	(36)	1.07		Sp2	112.40	(25)	
				Int3:	1:06.54	(30)	13-14:	12.88	(17)	1.83					
				Int4:	1:19.42	(28)	14-Fin:	16.37	(13)	1.98					
				Fin:	1:35.79	(27)				2.20	60.66	Avg:	99.25		
28	32	HOLDENER Wendy Head	SUI	Int1:	23.90	(26)	11-12:	23.99	(24)	0.50		Sp1	97.30	(6)	
				Int2:	47.89	(24)	12-13:	18.25	(14)	1.04					
				Int3:	1:06.14	(22)	13-14:	13.27	(43)	1.43					
				Int4:	1:19.41	(27)	14-Fin:	16.49	(26)	1.97					
				Fin:	1:35.90	(28)				2.31	63.62	Avg:	99.14		



Kvitfjell (NOR)



8th Women's Downhill


WED 1 MAR 2023

PERFORMANCE ANALYSIS BY RANK 1ST TRAINING

Start Time 11:00

Number of Competitors: 53 Number of NSAs: 13

Rank	Bib	Name Ski	NSA Code	Positions			Partials		Difference		Speed			
				Pos	Time	Rank	Pos	Time	Rank	Time	Dist.(m)	Pos.	(km/h)	Rank
29	42	ROBINSON Alice Salomon	NZL	Int1:	23.81	(20)	11-12:	24.11	(31)	0.41		Sp1	92.57	(49)
				Int2:	47.92	(25)	12-13:	18.96	(48)	1.07		Sp2	115.90	(3)
				Int3:	1:06.88	(34)	13-14:	12.80	(11)	2.17				
				Int4:	1:19.68	(30)	14-Fin:	16.37	(13)	2.24				
				Fin:	1:36.05	(29)				2.46	67.64	Avg:	98.99	
30	26	DELAGO Nadia Atomic	ITA	Int1:	23.89	(25)	11-12:	24.23	(38)	0.49		Sp1	93.42	(42)
				Int2:	48.12	(34)	12-13:	18.74	(40)	1.27				
				Int3:	1:06.86	(33)	13-14:	13.06	(29)	2.15				
				Int4:	1:19.92	(34)	14-Fin:	16.24	(9)	2.48				
				Fin:	1:36.16	(30)				2.57	70.58	Avg:	98.87	
31	34	REISINGER Elisabeth Head	AUT	Int1:	23.94	(30)	11-12:	24.41	(45)	0.54		Sp1	94.76	(34)
				Int2:	48.35	(38)	12-13:	18.58	(33)	1.50				
				Int3:	1:06.93	(35)	13-14:	12.86	(15)	2.22				
				Int4:	1:19.79	(32)	14-Fin:	16.42	(22)	2.35				
				Fin:	1:36.21	(31)				2.62	71.92	Avg:	98.82	
32	25	SCHMIDHOFER Nicole Fischer	AUT	Int1:	23.90	(26)	11-12:	24.11	(31)	0.50		Sp1	93.25	(44)
				Int2:	48.01	(30)	12-13:	18.41	(27)	1.16				
				Int3:	1:06.42	(29)	13-14:	13.22	(39)	1.71				
				Int4:	1:19.64	(29)	14-Fin:	16.60	(36)	2.20				
				Fin:	1:36.24	(32)				2.65	72.72	Avg:	98.79	
33	7	FLURY Jasmine Fischer	SUI	Int1:	24.09	(43)	11-12:	24.35	(40)	0.69		Sp1	95.24	(23)
				Int2:	48.44	(44)	12-13:	18.22	(12)	1.59		Sp2	111.30	(34)
				Int3:	1:06.66	(32)	13-14:	13.12	(35)	1.95				
				Int4:	1:19.78	(31)	14-Fin:	16.59	(34)	2.34				
				Fin:	1:36.37	(33)				2.78	76.19	Avg:	98.66	
34	1	JOHNSON Breezy Atomic	USA	Int1:	24.05	(41)	11-12:	23.94	(16)	0.65		Sp1	93.85	(38)
				Int2:	47.99	(29)	12-13:	18.38	(26)	1.14		Sp2	114.10	(13)
				Int3:	1:06.37	(28)	13-14:	13.58	(52)	1.66				
				Int4:	1:19.95	(35)	14-Fin:	16.45	(24)	2.51				
				Fin:	1:36.40	(34)				2.81	76.98	Avg:	98.63	
35	50	SMALL Greta Atomic	AUS	Int1:	24.18	(45)	11-12:	23.96	(23)	0.78		Sp1	96.70	(9)
				Int2:	48.14	(35)	12-13:	18.81	(45)	1.29		Sp2	113.60	(17)
				Int3:	1:06.95	(36)	13-14:	13.07	(30)	2.24				
				Int4:	1:20.02	(36)	14-Fin:	16.42	(22)	2.58				
				Fin:	1:36.44	(35)				2.85	78.05	Avg:	98.59	
36	52	MELESI Roberta Dynastar	ITA	Int1:	23.94	(30)	11-12:	24.54	(47)	0.54		Sp1	90.40	(53)
				Int2:	48.48	(45)	12-13:	18.59	(34)	1.63		Sp2	112.30	(27)
				Int3:	1:07.07	(40)	13-14:	12.95	(25)	2.36				
				Int4:	1:20.02	(36)	14-Fin:	16.49	(26)	2.58				
				Fin:	1:36.51	(36)				2.92	79.91	Avg:	98.51	
37	53	FLECKENSTEIN Stefanie Rossignol	CAN	Int1:	23.93	(29)	11-12:	24.39	(43)	0.53		Sp1	91.80	(52)
				Int2:	48.32	(37)	12-13:	18.71	(39)	1.47		Sp2	115.00	(5)
				Int3:	1:07.03	(38)	13-14:	13.09	(32)	2.32				
				Int4:	1:20.12	(39)	14-Fin:	16.50	(29)	2.68				
				Fin:	1:36.62	(37)				3.03	82.82	Avg:	98.40	
38	2	NUFER Priska Dynastar	SUI	Int1:	24.02	(39)	11-12:	24.38	(41)	0.62		Sp1	92.33	(51)
				Int2:	48.40	(40)	12-13:	18.79	(43)	1.55		Sp2	111.90	(29)
				Int3:	1:07.19	(43)	13-14:	13.12	(35)	2.48				
				Int4:	1:20.31	(41)	14-Fin:	16.49	(26)	2.87				
				Fin:	1:36.80	(38)				3.21	87.58	Avg:	98.22	



Kvitfjell (NOR)



8th Women's Downhill


WED 1 MAR 2023

PERFORMANCE ANALYSIS BY RANK 1ST TRAINING

Start Time 11:00

Number of Competitors: 53 Number of NSAs: 13

Rank	Bib	Name Ski	NSA Code	Positions			Partials		Difference		Speed					
				Pos	Time	Rank	Pos	Time	Rank	Time	Dist.(m)	Pos.	(km/h)	Rank		
39	23	DELAGO Nicol Atomic	ITA	Int1:	23.82	(21)	11-12:	24.02	(25)	0.42		Sp1	96.27	(13)		
				Int2:	47.84	(23)	12-13:	18.74	(40)	0.99						
				Int3:	1:06.58	(31)	13-14:	13.26	(41)	1.87						
				Int4:	1:19.84	(33)	14-Fin:	17.09	(49)	2.40						
				Fin:	1:36.93	(39)				3.34	91.00	Avg:	98.09			
40	41	JENAL Stephanie Atomic	SUI	Int1:	24.00	(37)	11-12:	24.57	(49)	0.60		Sp1	93.25	(44)		
				Int2:	48.57	(47)	12-13:	18.74	(40)	1.72		Sp2	112.90	(23)		
				Int3:	1:07.31	(48)	13-14:	13.09	(32)	2.60						
				Int4:	1:20.40	(44)	14-Fin:	16.60	(36)	2.96						
				Fin:	1:37.00	(40)				3.41	92.84	Avg:	98.02			
41 *	36	GRITSCH Franziska Head	AUT	Int1:	23.91	(28)	11-12:	24.12	(33)	0.51		Sp1	93.80	(40)		
				Int2:	48.03	(32)	12-13:	19.07	(51)	1.18		Sp2	111.70	(32)		
				Int3:	1:07.10	(41)	13-14:	13.26	(41)	2.39						
				Int4:	1:20.36	(43)	14-Fin:	16.66	(40)	2.92						
				Fin:	1:37.02	(41)				3.43	93.37	Avg:	98.00			
42	47	HIRTL-STANGGASSINGER Katrin Head	GER	Int1:	24.23	(49)	11-12:	24.18	(36)	0.83		Sp1	95.10	(27)		
				Int2:	48.41	(41)	12-13:	18.61	(35)	1.56		Sp2	112.40	(25)		
				Int3:	1:07.02	(37)	13-14:	13.29	(44)	2.31						
				Int4:	1:20.31	(41)	14-Fin:	16.76	(44)	2.87						
				Fin:	1:37.07	(42)				3.48	94.68	Avg:	97.95			
43	45	MORENO Cande Head	AND	Int1:	24.22	(47)	11-12:	24.07	(29)	0.82		Sp1	95.24	(23)		
				Int2:	48.29	(36)	12-13:	18.96	(48)	1.44		Sp2	115.00	(5)		
				Int3:	1:07.25	(46)	13-14:	13.20	(37)	2.54						
				Int4:	1:20.45	(45)	14-Fin:	16.63	(38)	3.01						
				Fin:	1:37.08	(43)				3.49	94.94	Avg:	97.94			
43	40	CASHMAN Keely Rossignol	USA	Int1:	23.98	(34)	11-12:	24.38	(41)	0.58		Sp1	94.87	(33)		
				Int2:	48.36	(39)	12-13:	18.84	(46)	1.51		Sp2	114.60	(8)		
				Int3:	1:07.20	(44)	13-14:	13.36	(48)	2.49						
				Int4:	1:20.56	(47)	14-Fin:	16.52	(31)	3.12						
				Fin:	1:37.08	(43)				3.49	94.94	Avg:	97.94			
45	33	WORLEY Tessa Rossignol	FRA	Int1:	24.20	(46)	11-12:	24.49	(46)	0.80		Sp1	93.18	(46)		
				Int2:	48.69	(49)	12-13:	18.48	(30)	1.84						
				Int3:	1:07.17	(42)	13-14:	13.29	(44)	2.46						
				Int4:	1:20.46	(46)	14-Fin:	16.69	(42)	3.02						
				Fin:	1:37.15	(45)				3.56	96.78	Avg:	97.87			
45	31	BASSINO Marta Salomon	ITA	Int1:	23.97	(33)	11-12:	24.59	(50)	0.57		Sp1	94.74	(35)		
				Int2:	48.56	(46)	12-13:	18.48	(30)	1.71						
				Int3:	1:07.04	(39)	13-14:	13.02	(28)	2.33						
				Int4:	1:20.06	(38)	14-Fin:	17.09	(49)	2.62						
				Fin:	1:37.15	(45)				3.56	96.78	Avg:	97.87			
47	46	SMADJA CLEMENT Karen Head	FRA	Int1:	24.26	(50)	11-12:	24.40	(44)	0.86		Sp1	95.10	(27)		
				Int2:	48.66	(48)	12-13:	18.62	(36)	1.81		Sp2	112.00	(28)		
				Int3:	1:07.28	(47)	13-14:	13.00	(26)	2.57						
				Int4:	1:20.28	(40)	14-Fin:	16.89	(47)	2.84						
				Fin:	1:37.17	(47)				3.58	97.30	Avg:	97.85			
48	39	SUTER Juliana Atomic	SUI	Int1:	24.22	(47)	11-12:	24.20	(37)	0.82		Sp1	95.10	(27)		
				Int2:	48.42	(43)	12-13:	18.79	(43)	1.57		Sp2	111.90	(29)		
				Int3:	1:07.21	(45)	13-14:	13.40	(49)	2.50						
				Int4:	1:20.61	(48)	14-Fin:	16.59	(34)	3.17						
				Fin:	1:37.20	(48)				3.61	98.09	Avg:	97.81			





AUDI FIS SKI WORLD CUP 2022/23



8th Women's Downhill


WED 1 MAR 2023

PERFORMANCE ANALYSIS BY BIB 1ST TRAINING

Start Time 11:00

Number of Competitors: 54 Number of NSAs: 13

Bib	Name Ski	NSA Code	Positions			Partials		Difference		Speed			
			Pos	Time	Rank	Pos	Time	Rank	Time	Dist.(m)	Pos.	(km/h)	Rank
1	JOHNSON Breezy Atomic	USA	Int1:	24.05	(41)	11-12:	23.94	(16)	0.65		Sp1	93.85	(39)
			Int2:	47.99	(29)	12-13:	18.38	(26)	1.14		Sp2	114.10	(13)
			Int3:	1:06.37	(28)	13-14:	13.58	(52)	1.66				
			Int4:	1:19.95	(35)	14-Fin:	16.45	(24)	2.51				
			Fin:	1:36.40	(34)				2.81	76.98	Avg:	98.63	
2	NUFER Priska Dynastar	SUI	Int1:	24.02	(39)	11-12:	24.38	(42)	0.62		Sp1	92.33	(52)
			Int2:	48.40	(41)	12-13:	18.79	(44)	1.55		Sp2	111.90	(29)
			Int3:	1:07.19	(44)	13-14:	13.12	(35)	2.48				
			Int4:	1:20.31	(41)	14-Fin:	16.49	(26)	2.87				
			Fin:	1:36.80	(38)				3.21	87.58	Avg:	98.22	
3	SHIFFRIN Mikaela Atomic	USA	Int1:	23.46	(3)	11-12:	23.95	(18)	0.06		Sp1	94.90	(33)
			Int2:	47.41	(7)	12-13:	17.83	(1)	0.56		Sp2	115.60	(4)
			Int3:	1:05.24	(4)	13-14:	12.34	(1)	0.53				
			Int4:	1:17.58	(2)	14-Fin:	16.01	(2)	0.14				
			Fin:	1:33.59	(1)				0.00	0.00	Avg:	101.59	
4	SIEBENHOFER Ramona Fischer	AUT	Int1:	23.74	(16)	11-12:	24.02	(26)	0.34		Sp1	93.30	(44)
			Int2:	47.76	(19)	12-13:	18.32	(20)	0.91		Sp2	114.50	(10)
			Int3:	1:06.08	(20)	13-14:	13.21	(38)	1.37				
			Int4:	1:19.29	(26)	14-Fin:	16.29	(11)	1.85				
			Fin:	1:35.58	(22)				1.99	54.99	Avg:	99.47	
5	LIE Kajsa Vickhoff Head	NOR	Int1:	23.40	(1)	11-12:	23.62	(4)	0.00		Sp1	98.46	(3)
			Int2:	47.02	(2)	12-13:	17.95	(4)	0.17		Sp2	113.10	(20)
			Int3:	1:04.97	(2)	13-14:	12.75	(8)	0.26				
			Int4:	1:17.72	(3)	14-Fin:	16.39	(17)	0.28				
			Fin:	1:34.11	(2)				0.52	14.59	Avg:	101.03	
6	PUCHNER Mirjam Atomic	AUT	Int1:	23.73	(13)	11-12:	23.79	(7)	0.33		Sp1	96.83	(8)
			Int2:	47.52	(10)	12-13:	18.27	(17)	0.67		Sp2	113.60	(17)
			Int3:	1:05.79	(11)	13-14:	12.75	(8)	1.08				
			Int4:	1:18.54	(9)	14-Fin:	16.40	(19)	1.10				
			Fin:	1:34.94	(10)				1.35	37.55	Avg:	100.14	
7	FLURY Jasmine Fischer	SUI	Int1:	24.09	(44)	11-12:	24.35	(41)	0.69		Sp1	95.24	(23)
			Int2:	48.44	(45)	12-13:	18.22	(12)	1.59		Sp2	111.30	(34)
			Int3:	1:06.66	(33)	13-14:	13.12	(35)	1.95				
			Int4:	1:19.78	(31)	14-Fin:	16.59	(34)	2.34				
			Fin:	1:36.37	(33)				2.78	76.19	Avg:	98.66	
8	CURTONI Elena Head	ITA	Int1:	23.56	(6)	11-12:	24.06	(29)	0.16		Sp1	97.19	(7)
			Int2:	47.62	(14)	12-13:	18.13	(9)	0.77		Sp2	113.70	(15)
			Int3:	1:05.75	(10)	13-14:	12.89	(19)	1.04				
			Int4:	1:18.64	(12)	14-Fin:	16.35	(12)	1.20				
			Fin:	1:34.99	(11)				1.40	38.92	Avg:	100.09	



Kvitfjell (NOR)



8th Women's Downhill


WED 1 MAR 2023

PERFORMANCE ANALYSIS BY BIB 1ST TRAINING

Start Time 11:00

Number of Competitors: 54 Number of NSAs: 13

Bib	Name Ski	NSA Code	Positions			Partials		Difference		Speed			
			Pos	Time	Rank	Pos	Time	Rank	Time	Dist.(m)	Pos.	(km/h)	Rank
9	WEIDLE Kira Rossignol	GER	Int1:	23.60	(9)	11-12:	23.83	(10)	0.20		Sp1	96.61	(10)
			Int2:	47.43	(8)	12-13:	18.45	(29)	0.58		Sp2	116.80	(1)
			Int3:	1:05.88	(13)	13-14:	12.73	(6)	1.17				
			Int4:	1:18.61	(10)	14-Fin:	16.22	(8)	1.17				
			Fin:	1:34.83	(8)				1.24	34.53	Avg:	100.26	
10	HUETTER Cornelia Head	AUT	Int1:	23.80	(19)	11-12:	23.90	(13)	0.40		Sp1	95.33	(22)
			Int2:	47.70	(15)	12-13:	17.93	(3)	0.85		Sp2	116.20	(2)
			Int3:	1:05.63	(7)	13-14:	12.85	(14)	0.92				
			Int4:	1:18.48	(8)	14-Fin:	15.83	(1)	1.04				
			Fin:	1:34.31	(3)				0.72	20.16	Avg:	100.81	
*11	MOWINCKEL Ragnhild Head	NOR	Int1:	23.45	(2)	11-12:	23.40	(1)	0.05		Sp1	99.19	(1)
			Int2:	46.85	(1)	12-13:	17.86	(2)	0.00		Sp2	104.20	(39)
			Int3:	1:04.71	(1)	13-14:	12.73	(6)	0.00				
			Int4:	1:17.44	(1)	14-Fin:	17.81	(53)	0.00				
			Fin:	1:35.25	(18)				1.66	46.03	Avg:	99.82	
12	GOGGIA Sofia Atomic	ITA	Int1:	23.56	(6)	11-12:	23.80	(8)	0.16		Sp1	96.33	(12)
			Int2:	47.36	(6)	12-13:	17.97	(5)	0.51		Sp2	111.90	(29)
			Int3:	1:05.33	(5)	13-14:	13.08	(31)	0.62				
			Int4:	1:18.41	(6)	14-Fin:	16.68	(41)	0.97				
			Fin:	1:35.09	(16)				1.50	41.66	Avg:	99.99	
13	STUHEC Ilka Kaestle	SLO	Int1:	24.12	(45)	11-12:	23.94	(16)	0.72		Sp1	95.05	(30)
			Int2:	48.06	(34)	12-13:	18.11	(7)	1.21		Sp2	115.00	(5)
			Int3:	1:06.17	(24)	13-14:	12.54	(2)	1.46				
			Int4:	1:18.71	(15)	14-Fin:	16.14	(4)	1.27				
			Fin:	1:34.85	(9)				1.26	35.08	Avg:	100.24	
14	ORTLIEB Nina Head	AUT	Int1:	23.68	(11)	11-12:	23.88	(12)	0.28		Sp1	93.07	(48)
			Int2:	47.56	(12)	12-13:	18.12	(8)	0.71		Sp2	114.60	(8)
			Int3:	1:05.68	(9)	13-14:	12.66	(4)	0.97				
			Int4:	1:18.34	(5)	14-Fin:	16.11	(3)	0.90				
			Fin:	1:34.45	(4)				0.86	24.05	Avg:	100.66	
15	SUTER Corinne Head	SUI	Int1:	23.48	(4)	11-12:	23.59	(3)	0.08		Sp1	98.28	(4)
			Int2:	47.07	(3)	12-13:	18.00	(6)	0.22		Sp2	109.80	(36)
			Int3:	1:05.07	(3)	13-14:	12.89	(19)	0.36				
			Int4:	1:17.96	(4)	14-Fin:	16.83	(46)	0.52				
			Fin:	1:34.79	(6)				1.20	33.43	Avg:	100.30	
16	PIROVANO Laura Head	ITA	Int1:	23.95	(32)	11-12:	23.78	(6)	0.55		Sp1	95.14	(26)
			Int2:	47.73	(17)	12-13:	18.16	(10)	0.88		Sp2	114.30	(11)
			Int3:	1:05.89	(14)	13-14:	12.82	(12)	1.18				
			Int4:	1:18.71	(15)	14-Fin:	16.51	(30)	1.27				
			Fin:	1:35.22	(17)				1.63	45.21	Avg:	99.85	
17	HAEHLEN Joana Atomic	SUI	Int1:	23.73	(13)	11-12:	23.80	(8)	0.33		Sp1	94.96	(31)
			Int2:	47.53	(11)	12-13:	18.43	(28)	0.68		Sp2	113.30	(19)
			Int3:	1:05.96	(15)	13-14:	12.70	(5)	1.25				
			Int4:	1:18.66	(13)	14-Fin:	16.16	(5)	1.22				
			Fin:	1:34.82	(7)				1.23	34.26	Avg:	100.27	
18	BRIGNONE Federica Rossignol	ITA	Int1:	24.02	(39)	11-12:	23.95	(18)	0.62		Sp1	93.79	(42)
			Int2:	47.97	(28)	12-13:	18.22	(12)	1.12		Sp2	113.00	(21)
			Int3:	1:06.19	(25)	13-14:	12.59	(3)	1.48				
			Int4:	1:18.78	(17)	14-Fin:	16.25	(10)	1.34				
			Fin:	1:35.03	(12)				1.44	40.02	Avg:	100.05	



Kvitfjell (NOR)



8th Women's Downhill


WED 1 MAR 2023

PERFORMANCE ANALYSIS BY BIB 1ST TRAINING

Start Time 11:00

Number of Competitors: 54 Number of NSAs: 13

Bib	Name Ski	NSA Code	Positions			Partials		Difference		Speed			
			Pos	Time	Rank	Pos	Time	Rank	Time	Dist.(m)	Pos.	(km/h)	Rank
19	GUT-BEHRAMI Lara Head	SUI	Int1:	23.69	(12)	11-12:	23.62	(4)	0.29		Sp1	95.56	(20)
			Int2:	47.31	(5)	12-13:	18.34	(23)	0.46		Sp2	112.90	(23)
			Int3:	1:05.65	(8)	13-14:	12.78	(10)	0.94				
			Int4:	1:18.43	(7)	14-Fin:	16.17	(6)	0.99				
			Fin:	1:34.60	(5)				1.01	28.20	Avg:	100.50	
20	GISIN Michelle Salomon	SUI	Int1:	23.98	(34)	11-12:	24.03	(28)	0.58		Sp1	94.55	(37)
			Int2:	48.01	(30)	12-13:	18.29	(18)	1.16		Sp2	113.70	(15)
			Int3:	1:06.30	(26)	13-14:	12.86	(15)	1.59				
			Int4:	1:19.16	(23)	14-Fin:	16.37	(13)	1.72				
			Fin:	1:35.53	(21)				1.94	53.63	Avg:	99.52	
21	MIRADOLI Romane Dynastar	FRA	Int1:	24.08	(42)	11-12:	23.97	(24)	0.68		Sp1	94.91	(32)
			Int2:	48.05	(33)	12-13:	18.53	(33)	1.20				
			Int3:	1:06.58	(31)	13-14:			1.87				
			Int4:			14-Fin:							
			Fin:	DNF								Avg:	
22	WRIGHT Isabella Atomic	USA	Int1:	23.56	(6)	11-12:	24.16	(36)	0.16		Sp1	96.59	(11)
			Int2:	47.72	(16)	12-13:	18.35	(24)	0.87				
			Int3:	1:06.07	(19)	13-14:	12.89	(19)	1.36				
			Int4:	1:18.96	(20)	14-Fin:	16.41	(21)	1.52				
			Fin:	1:35.37	(19)				1.78	49.29	Avg:	99.69	
23	DELAGO Nicol Atomic	ITA	Int1:	23.82	(21)	11-12:	24.02	(26)	0.42		Sp1	96.27	(13)
			Int2:	47.84	(23)	12-13:	18.74	(41)	0.99				
			Int3:	1:06.58	(31)	13-14:	13.26	(41)	1.87				
			Int4:	1:19.84	(33)	14-Fin:	17.09	(49)	2.40				
			Fin:	1:36.93	(39)				3.34	91.00	Avg:	98.09	
24	RAEDLER Ariane Head	AUT	Int1:	23.73	(13)	11-12:	24.09	(31)	0.33		Sp1	93.85	(39)
			Int2:	47.82	(21)	12-13:	18.30	(19)	0.97				
			Int3:	1:06.12	(21)	13-14:	12.88	(17)	1.41				
			Int4:	1:19.00	(21)	14-Fin:	16.64	(39)	1.56				
			Fin:	1:35.64	(24)				2.05	56.61	Avg:	99.41	
25	SCHMIDHOFER Nicole Fischer	AUT	Int1:	23.90	(26)	11-12:	24.11	(32)	0.50		Sp1	93.25	(45)
			Int2:	48.01	(30)	12-13:	18.41	(27)	1.16				
			Int3:	1:06.42	(29)	13-14:	13.22	(39)	1.71				
			Int4:	1:19.64	(29)	14-Fin:	16.60	(36)	2.20				
			Fin:	1:36.24	(32)				2.65	72.72	Avg:	98.79	
26	DELAGO Nadia Atomic	ITA	Int1:	23.89	(25)	11-12:	24.23	(39)	0.49		Sp1	93.42	(43)
			Int2:	48.12	(35)	12-13:	18.74	(41)	1.27				
			Int3:	1:06.86	(34)	13-14:	13.06	(29)	2.15				
			Int4:	1:19.92	(34)	14-Fin:	16.24	(9)	2.48				
			Fin:	1:36.16	(30)				2.57	70.58	Avg:	98.87	
27	TIPPLER Tamara Salomon	AUT	Int1:	23.87	(24)	11-12:	23.95	(18)	0.47		Sp1	95.75	(17)
			Int2:	47.82	(21)	12-13:	18.33	(22)	0.97				
			Int3:	1:06.15	(23)	13-14:	13.00	(26)	1.44				
			Int4:	1:19.15	(22)	14-Fin:	16.53	(32)	1.71				
			Fin:	1:35.68	(25)				2.09	57.69	Avg:	99.37	
28	VENIER Stephanie Head	AUT	Int1:	23.99	(36)	11-12:	23.95	(18)	0.59		Sp1	97.97	(5)
			Int2:	47.94	(27)	12-13:	18.37	(25)	1.09				
			Int3:	1:06.31	(27)	13-14:	12.94	(24)	1.60				
			Int4:	1:19.25	(24)	14-Fin:	16.37	(13)	1.81				
			Fin:	1:35.62	(23)				2.03	56.07	Avg:	99.43	



Kvitfjell (NOR)



8th Women's Downhill


WED 1 MAR 2023

PERFORMANCE ANALYSIS BY BIB 1ST TRAINING

Start Time 11:00

Number of Competitors: 54 Number of NSAs: 13

Bib	Name Ski	NSA Code	Positions			Partials		Difference		Speed			
			Pos	Time	Rank	Pos	Time	Rank	Time	Dist.(m)	Pos.	(km/h)	Rank
29	GAUCHE Laura Head	FRA	Int1:	23.83	(22)	11-12:	23.92	(14)	0.43		Sp1	95.15	(25)
			Int2:	47.75	(18)	12-13:	18.25	(14)	0.90				
			Int3:	1:06.00	(18)	13-14:	12.92	(23)	1.29				
			Int4:	1:18.92	(19)	14-Fin:	16.53	(32)	1.48				
			Fin:	1:35.45	(20)				1.86	51.46	Avg:	99.61	
30	AGER Christina Atomic	AUT	Int1:	23.86	(23)	11-12:	23.92	(14)	0.46		Sp1	95.75	(17)
			Int2:	47.78	(20)	12-13:	18.20	(11)	0.93				
			Int3:	1:05.98	(16)	13-14:	12.89	(19)	1.27				
			Int4:	1:18.87	(18)	14-Fin:	16.21	(7)	1.43				
			Fin:	1:35.08	(15)				1.49	41.39	Avg:	100.00	
31	BASSINO Marta Salomon	ITA	Int1:	23.97	(33)	11-12:	24.59	(51)	0.57		Sp1	94.74	(36)
			Int2:	48.56	(47)	12-13:	18.48	(30)	1.71				
			Int3:	1:07.04	(40)	13-14:	13.02	(28)	2.33				
			Int4:	1:20.06	(38)	14-Fin:	17.09	(49)	2.62				
			Fin:	1:37.15	(45)				3.56	96.78	Avg:	97.87	
32	HOLDENER Wendy Head	SUI	Int1:	23.90	(26)	11-12:	23.99	(25)	0.50		Sp1	97.30	(6)
			Int2:	47.89	(24)	12-13:	18.25	(14)	1.04				
			Int3:	1:06.14	(22)	13-14:	13.27	(43)	1.43				
			Int4:	1:19.41	(27)	14-Fin:	16.49	(26)	1.97				
			Fin:	1:35.90	(28)				2.31	63.62	Avg:	99.14	
33	WORLEY Tessa Rossignol	FRA	Int1:	24.20	(47)	11-12:	24.49	(47)	0.80		Sp1	93.18	(47)
			Int2:	48.69	(50)	12-13:	18.48	(30)	1.84				
			Int3:	1:07.17	(43)	13-14:	13.29	(44)	2.46				
			Int4:	1:20.46	(46)	14-Fin:	16.69	(42)	3.02				
			Fin:	1:37.15	(45)				3.56	96.78	Avg:	97.87	
34	REISINGER Elisabeth Head	AUT	Int1:	23.94	(30)	11-12:	24.41	(46)	0.54		Sp1	94.76	(35)
			Int2:	48.35	(39)	12-13:	18.58	(34)	1.50				
			Int3:	1:06.93	(36)	13-14:	12.86	(15)	2.22				
			Int4:	1:19.79	(32)	14-Fin:	16.42	(22)	2.35				
			Fin:	1:36.21	(31)				2.62	71.92	Avg:	98.82	
35	FEST Nadine Salomon	AUT	Int1:	23.76	(17)	11-12:	23.83	(10)	0.36		Sp1	96.18	(14)
			Int2:	47.59	(13)	12-13:	18.26	(16)	0.74				
			Int3:	1:05.85	(12)	13-14:	12.82	(12)	1.14				
			Int4:	1:18.67	(14)	14-Fin:	16.39	(17)	1.23				
			Fin:	1:35.06	(14)				1.47	40.84	Avg:	100.02	
*36	GRITSCH Franziska Head	AUT	Int1:	23.91	(28)	11-12:	24.12	(34)	0.51		Sp1	93.80	(41)
			Int2:	48.03	(32)	12-13:	19.07	(52)	1.18		Sp2	111.70	(32)
			Int3:	1:07.10	(42)	13-14:	13.26	(41)	2.39				
			Int4:	1:20.36	(43)	14-Fin:	16.66	(40)	2.92				
			Fin:	1:37.02	(41)				3.43	93.37	Avg:	98.00	
37	DURRER Delia Head	SUI	Int1:	23.66	(10)	11-12:	23.55	(2)	0.26		Sp1	98.61	(2)
			Int2:	47.21	(4)	12-13:	18.32	(20)	0.36		Sp2	113.00	(21)
			Int3:	1:05.53	(6)	13-14:	13.10	(34)	0.82				
			Int4:	1:18.63	(11)	14-Fin:	16.40	(19)	1.19				
			Fin:	1:35.03	(12)				1.44	40.02	Avg:	100.05	
38	MUZAFERIJA Elvedina Atomic	BIH	Int1:	24.08	(42)	11-12:	24.33	(40)	0.68		Sp1	95.38	(21)
			Int2:	48.41	(42)	12-13:	19.06	(51)	1.56		Sp2	107.50	(38)
			Int3:	1:07.47	(50)	13-14:	13.56	(50)	2.76				
			Int4:	1:21.03	(50)	14-Fin:	17.24	(51)	3.59				
			Fin:	1:38.27	(51)				4.68	125.77	Avg:	96.75	



Kvitfjell (NOR)



8th Women's Downhill


WED 1 MAR 2023

PERFORMANCE ANALYSIS BY BIB 1ST TRAINING

Start Time 11:00

Number of Competitors: 54 Number of NSAs: 13

Bib	Name Ski	NSA Code	Positions			Partials		Difference		Speed			
			Pos	Time	Rank	Pos	Time	Rank	Time	Dist.(m)	Pos.	(km/h)	Rank
39	SUTER Juliana Atomic	SUI	Int1:	24.22	(48)	11-12:	24.20	(38)	0.82		Sp1	95.10	(27)
			Int2:	48.42	(44)	12-13:	18.79	(44)	1.57		Sp2	111.90	(29)
			Int3:	1:07.21	(46)	13-14:	13.40	(49)	2.50				
			Int4:	1:20.61	(48)	14-Fin:	16.59	(34)	3.17				
			Fin:	1:37.20	(48)				3.61	98.09	Avg:	97.81	
40	CASHMAN Keely Rossignol	USA	Int1:	23.98	(34)	11-12:	24.38	(42)	0.58		Sp1	94.87	(34)
			Int2:	48.36	(40)	12-13:	18.84	(47)	1.51		Sp2	114.60	(8)
			Int3:	1:07.20	(45)	13-14:	13.36	(48)	2.49				
			Int4:	1:20.56	(47)	14-Fin:	16.52	(31)	3.12				
			Fin:	1:37.08	(43)				3.49	94.94	Avg:	97.94	
41	JENAL Stephanie Atomic	SUI	Int1:	24.00	(37)	11-12:	24.57	(50)	0.60		Sp1	93.25	(45)
			Int2:	48.57	(48)	12-13:	18.74	(41)	1.72		Sp2	112.90	(23)
			Int3:	1:07.31	(49)	13-14:	13.09	(32)	2.60				
			Int4:	1:20.40	(44)	14-Fin:	16.60	(36)	2.96				
			Fin:	1:37.00	(40)				3.41	92.84	Avg:	98.02	
42	ROBINSON Alice Salomon	NZL	Int1:	23.81	(20)	11-12:	24.11	(32)	0.41		Sp1	92.57	(50)
			Int2:	47.92	(25)	12-13:	18.96	(49)	1.07		Sp2	115.90	(3)
			Int3:	1:06.88	(35)	13-14:	12.80	(11)	2.17				
			Int4:	1:19.68	(30)	14-Fin:	16.37	(13)	2.24				
			Fin:	1:36.05	(29)				2.46	67.64	Avg:	98.99	
*43	AICHER Emma Head	GER	Int1:	23.79	(18)	11-12:	24.13	(35)	0.39		Sp1	95.60	(19)
			Int2:	47.92	(25)	12-13:	18.62	(37)	1.07		Sp2	112.40	(25)
			Int3:	1:06.54	(30)	13-14:	12.88	(17)	1.83				
			Int4:	1:19.42	(28)	14-Fin:	16.37	(13)	1.98				
			Fin:	1:35.79	(27)				2.20	60.66	Avg:	99.25	
*44	MANGAN Tricia Head	USA	Int1:	23.53	(5)	11-12:	23.95	(18)	0.13		Sp1	95.89	(16)
			Int2:	47.48	(9)	12-13:	18.50	(32)	0.63		Sp2	114.20	(12)
			Int3:	1:05.98	(16)	13-14:	13.30	(47)	1.27				
			Int4:	1:19.28	(25)	14-Fin:	16.47	(25)	1.84				
			Fin:	1:35.75	(26)				2.16	59.58	Avg:	99.30	
45	MORENO Cande Head	AND	Int1:	24.22	(48)	11-12:	24.07	(30)	0.82		Sp1	95.24	(23)
			Int2:	48.29	(37)	12-13:	18.96	(49)	1.44		Sp2	115.00	(5)
			Int3:	1:07.25	(47)	13-14:	13.20	(37)	2.54				
			Int4:	1:20.45	(45)	14-Fin:	16.63	(38)	3.01				
			Fin:	1:37.08	(43)				3.49	94.94	Avg:	97.94	
46	SMADJA CLEMENT Karen Head	FRA	Int1:	24.26	(51)	11-12:	24.40	(45)	0.86		Sp1	95.10	(27)
			Int2:	48.66	(49)	12-13:	18.62	(37)	1.81		Sp2	112.00	(28)
			Int3:	1:07.28	(48)	13-14:	13.00	(26)	2.57				
			Int4:	1:20.28	(40)	14-Fin:	16.89	(47)	2.84				
			Fin:	1:37.17	(47)				3.58	97.30	Avg:	97.85	
47	HIRTL-STANGGASSINGER Katrin Head	GER	Int1:	24.23	(50)	11-12:	24.18	(37)	0.83		Sp1	95.10	(27)
			Int2:	48.41	(42)	12-13:	18.61	(36)	1.56		Sp2	112.40	(25)
			Int3:	1:07.02	(38)	13-14:	13.29	(44)	2.31				
			Int4:	1:20.31	(41)	14-Fin:	16.76	(44)	2.87				
			Fin:	1:37.07	(42)				3.48	94.68	Avg:	97.95	
*48	PICHLER Karoline Head	ITA	Int1:	24.01	(38)	11-12:	25.05	(53)	0.61		Sp1	92.73	(49)
			Int2:	49.06	(52)	12-13:	19.35	(53)	2.21		Sp2	111.60	(33)
			Int3:	1:08.41	(53)	13-14:	13.61	(53)	3.70				
			Int4:	1:22.02	(52)	14-Fin:	16.94	(48)	4.58				
			Fin:	1:38.96	(52)				5.37	143.31	Avg:	96.08	



Kvitfjell (NOR)



8th Women's Downhill

WED 1 MAR 2023

PERFORMANCE ANALYSIS BY BIB 1ST TRAINING

Start Time 11:00

Number of Competitors: 54 Number of NSAs: 13

Bib	Name Ski	NSA Code	Positions			Partials		Difference		Speed			
			Pos	Time	Rank	Pos	Time	Rank	Time	Dist.(m)	Pos.	(km/h)	Rank
49	CERUTTI Camille Atomic	FRA	Int1:	24.38	(52)	11-12:	24.64	(52)	0.98		Sp1	93.89	(38)
			Int2:	49.02	(51)	12-13:	18.69	(39)	2.17		Sp2	111.20	(35)
			Int3:	1:07.71	(51)	13-14:	13.29	(44)	3.00				
			Int4:	1:21.00	(49)	14-Fin:	16.81	(45)	3.56				
			Fin:	1:37.81	(49)				4.22	113.95	Avg:	97.20	
50	SMALL Greta Atomic	AUS	Int1:	24.18	(46)	11-12:	23.96	(23)	0.78		Sp1	96.70	(9)
			Int2:	48.14	(36)	12-13:	18.81	(46)	1.29		Sp2	113.60	(17)
			Int3:	1:06.95	(37)	13-14:	13.07	(30)	2.24				
			Int4:	1:20.02	(36)	14-Fin:	16.42	(22)	2.58				
			Fin:	1:36.44	(35)				2.85	78.05	Avg:	98.59	
51	MACUGA Lauren Rossignol	USA	Int1:	24.53	(53)	11-12:	24.56	(49)	1.13		Sp1	95.96	(15)
			Int2:	49.09	(53)	12-13:	18.94	(48)	2.24		Sp2	114.10	(13)
			Int3:	1:08.03	(52)	13-14:	13.24	(40)	3.32				
			Int4:	1:21.27	(51)	14-Fin:	16.70	(43)	3.83				
			Fin:	1:37.97	(50)				4.38	118.07	Avg:	97.05	
52	MELESI Roberta Dynastar	ITA	Int1:	23.94	(30)	11-12:	24.54	(48)	0.54		Sp1	90.40	(54)
			Int2:	48.48	(46)	12-13:	18.59	(35)	1.63		Sp2	112.30	(27)
			Int3:	1:07.07	(41)	13-14:	12.95	(25)	2.36				
			Int4:	1:20.02	(36)	14-Fin:	16.49	(26)	2.58				
			Fin:	1:36.51	(36)				2.92	79.91	Avg:	98.51	
53	FLECKENSTEIN Stefanie Rossignol	CAN	Int1:	23.93	(29)	11-12:	24.39	(44)	0.53		Sp1	91.80	(53)
			Int2:	48.32	(38)	12-13:	18.71	(40)	1.47		Sp2	115.00	(5)
			Int3:	1:07.03	(39)	13-14:	13.09	(32)	2.32				
			Int4:	1:20.12	(39)	14-Fin:	16.50	(29)	2.68				
			Fin:	1:36.62	(37)				3.03	82.82	Avg:	98.40	
54	GRENIER Valerie Rossignol	CAN	Int1:	24.77	(54)	11-12:	25.62	(54)	1.37		Sp1	92.51	(51)
			Int2:	50.39	(54)	12-13:	19.61	(54)	3.54		Sp2	107.80	(37)
			Int3:	1:10.00	(54)	13-14:	13.56	(50)	5.29				
			Int4:	1:23.56	(53)	14-Fin:	17.69	(52)	6.12				
			Fin:	1:41.25	(53)				7.66	199.80	Avg:	93.90	

Intermediate Time Positions : Int. 1 = Inter1 Int. 2 = Inter2 Int. 3 = Inter3
 Int. 4 = Inter4
 Speed Measurement Positions : Sp 1 = Speed 1 Sp 2 = Speed 2

Legend:							
*	Gate(s) missed	Avg	Average	Dist.(m)	Distance in metres	DNF	Did Not Finish
Fin	Finish	Int	Intermediate	Ix	Intermediate x		
Pos.	Intermediate or speed position			Sp	Speed trap		

