



# AUDI FIS SKI WORLD CUP 2022/23



## Kvitfjell (NOR)


8th Women's Downhill



### ENTRY LIST BY NSA 2ND TRAINING

Number of Competitors: 53, Number of NSAs: 13

NSA	FIS Code	Name	Date of Birth	FIS Points (23rd of February 2023 - List 17)						
				DH	SL	GS	SG	AC		
<b>AND</b> (1)	25210	<b>MORENO Cande</b>	30 OCT 2000	28.81 (75)	236.28(3475)	123.83(2288)	49.77 (177)	97.13 (130)		
<b>AUS</b> (1)	45331	<b>SMALL Greta</b>	16 OCT 1995	34.09 (91)	142.88(2573)	90.77(1642)	54.91 (204)	95.85 (127)		
<b>AUT</b> (12)	56258	<b>AGER Christina</b>	11 NOV 1995	17.23 (38)	150.42(2697)	104.22(1929)	15.83 (29)	39.38 (15)		
	56417	<b>FEST Nadine</b>	28 JUN 1998	15.00 (35)	119.52(2177)	25.21 (100)	15.60 (27)	37.37 (14)		
	56392	<b>GRITSCH Franziska</b>	15 MAR 1997	18.21 (40)	7.33 (17)	15.05 (31)	15.71 (28)	19.37 (7)		
	56128	<b>HUETTER Cornelia</b>	29 OCT 1992	2.98 (8)	999.99(4082)	214.47(3300)	2.29 (8)	127.40 (246)		
	56328	<b>ORTLIEB Nina</b>	2 APR 1996	2.68 (7)	437.84(3948)	41.93 (392)	6.77 (16)	49.24 (25)		
	56125	<b>PUCHNER Mirjam</b>	18 MAY 1992	4.66 (16)	504.66(3996)	79.79(1364)	5.13 (13)	112.82 (191)		
	56256	<b>RAEDLER Ariane</b>	20 JAN 1995	13.34 (32)	179.28(3069)	54.33 (696)	10.64 (20)	72.29 (60)		
	56311	<b>REISINGER Elisabeth</b>	2 AUG 1996	11.03 (28)	516.83(4002)	95.30(1739)	17.01 (34)	66.44 (51)		
	55970	<b>SCHMIDHOFER Nicole</b>	15 MAR 1989	4.86 (17)	-	274.02(3609)	6.24 (14)	999.99(1069)		
	56087	<b>SIEBENHOFER Ramona</b>	29 JUL 1991	3.58 (13)	314.78(3777)	12.45 (18)	9.85 (19)	45.04 (21)		
	56088	<b>TIPPLER Tamara</b>	9 APR 1991	10.78 (27)	999.99(4082)	424.76(3891)	3.33 (10)	999.99(1069)		
	56177	<b>VENIER Stephanie</b>	19 DEC 1993	7.90 (24)	456.74(3966)	181.97(3026)	19.26 (38)	176.31 (424)		
<b>BIH</b> (1)	715171	<b>MUZAFERIJA Elvedina</b>	20 AUG 1999	20.87 (46)	156.95(2782)	73.01(1189)	33.26 (94)	131.85 (260)		
<b>CAN</b> (2)	107697	<b>FLECKENSTEIN Stefanie</b>	6 SEP 1997	37.27 (101)	25.97 (128)	28.43 (141)	36.55 (111)	90.64 (112)		
	107613	<b>GRENIER Valerie</b>	30 OCT 1996	52.89 (145)	105.66(1866)	3.48 (8)	16.61 (31)	78.42 (70)		
<b>FRA</b> (4)	197956	<b>CERUTTI Camille</b>	22 DEC 1998	31.78 (84)	138.24(2499)	47.00 (509)	26.29 (71)	87.80 (99)		
	197641	<b>GAUCHE Laura</b>	4 MAR 1995	12.00 (29)	403.77(3913)	68.33(1078)	11.31 (24)	49.37 (26)		
	198029	<b>SMADJA CLEMENT Karen</b>	29 JAN 1999	31.01 (80)	107.42(1903)	32.20 (193)	23.34 (52)	72.17 (59)		
	196928	<b>WORLEY Tessa</b>	4 OCT 1989	39.79 (108)	271.70(3644)	0.00 (1)	6.72 (15)	147.32 (322)		
<b>GER</b> (3)	507168	<b>AICHER Emma</b>	13 NOV 2003	27.28 (67)	13.24 (34)	20.61 (61)	16.76 (32)	52.33 (31)		
	206759	<b>HIRT-STANGGASSINGER Katrin</b>	7 MAY 1998	31.14 (82)	86.52(1437)	35.61 (260)	21.50 (47)	96.39 (129)		
	206668	<b>WEIDLE Kira</b>	24 FEB 1996	5.42 (18)	787.64(4071)	54.53 (699)	12.72 (26)	133.25 (269)		
<b>ITA</b> (9)	299276	<b>BASSINO Marta</b>	27 FEB 1996	19.34 (41)	36.03 (268)	0.34 (4)	1.47 (7)	16.26 (6)		
	297601	<b>BRIGNONE Federica</b>	14 JUL 1990	6.75 (19)	22.54 (79)	1.20 (7)	0.00 (1)	20.72 (8)		
	297910	<b>CURTONI Elena</b>	3 FEB 1991	3.29 (12)	273.63(3654)	25.30 (103)	1.13 (5)	39.50 (16)		
	299630	<b>DELAGO Nadia</b>	12 NOV 1997	6.95 (21)	458.37(3971)	108.68(2005)	23.00 (51)	85.05 (90)		
	299466	<b>DELAGO Nicol</b>	5 JAN 1996	14.87 (34)	244.65(3525)	189.26(3091)	21.22 (45)	74.89 (63)		
	298323	<b>GOGGIA Sofia</b>	15 NOV 1992	0.00 (1)	352.02(3851)	17.45 (40)	0.00 (1)	67.40 (53)		
	299383	<b>MELESI Roberta</b>	18 JUL 1996	36.76 (97)	233.67(3458)	19.15 (53)	21.32 (46)	70.85 (56)		
	298694	<b>PICHLER Karoline</b>	30 OCT 1994	31.25 (83)	498.72(3991)	25.69 (111)	24.48 (56)	81.90 (78)		
	299624	<b>PIROVANO Laura</b>	20 NOV 1997	12.78 (31)	169.65(2958)	34.69 (243)	21.81 (49)	59.99 (42)		
<b>NOR</b> (2)	426257	<b>LIE Kajsa Vickhoff</b>	20 JUN 1998	8.53 (26)	71.01(1045)	45.52 (479)	10.86 (22)	36.53 (13)		
	425929	<b>MOWINCKEL Ragnhild</b>	12 SEP 1992	3.04 (9)	224.63(3406)	3.84 (9)	1.18 (6)	20.91 (9)		



## Kvitfjell (NOR)


8th Women's Downhill

### ENTRY LIST BY NSA 2ND TRAINING

Number of Competitors: 53, Number of NSAs: 13

NSA	FIS Code	Name	Date of Birth	FIS Points (23rd of February 2023 - List 17)						
				DH	SL	GS	SG	AC		
<b>NZL</b> (1)	415232	<b>ROBINSON Alice</b>	1 DEC 2001	26.74 (64)	126.98(2306)	13.86 (22)	9.01 (18)	114.42 (196)		
<b>SLO</b> (1)	565360	<b>STUHEC Ilka</b>	26 OCT 1990	0.87 (4)	89.51(1511)	67.59(1059)	12.14 (25)	64.35 (47)		
<b>SUI</b> (10)	516705	<b>DURRER Delia</b>	14 NOV 2002	19.59 (42)	84.05(1360)	34.36 (236)	25.95 (70)	103.49 (152)		
	516248	<b>FLURY Jasmine</b>	16 SEP 1993	6.84 (20)	999.99(4082)	113.21(2094)	10.89 (23)	309.54 (753)		
	516284	<b>GISIN Michelle</b>	5 DEC 1993	4.00 (15)	2.88 (8)	6.39 (10)	2.82 (9)	1.00 (2)		
	516138	<b>GUT-BEHRAMI Lara</b>	27 APR 1991	1.15 (5)	269.73(3638)	0.41 (5)	0.00 (1)	142.05 (304)		
	516185	<b>HAEHLEN Joana</b>	23 JAN 1992	3.92 (14)	940.64(4079)	224.15(3370)	10.74 (21)	267.66 (690)		
	516280	<b>HOLDENER Wendy</b>	12 MAY 1993	20.40 (43)	0.00 (1)	16.60 (35)	21.64 (48)	11.76 (4)		
	516517	<b>JENAL Stephanie</b>	9 MAR 1998	24.65 (58)	155.64(2763)	58.25 (800)	25.40 (65)	93.93 (120)		
	516219	<b>NUFER Priska</b>	11 FEB 1992	3.09 (10)	551.61(4018)	32.67 (202)	24.85 (57)	94.98 (125)		
	516319	<b>SUTER Corinne</b>	28 SEP 1994	0.00 (1)	999.99(4082)	36.05 (265)	3.57 (11)	181.13 (441)		
	516519	<b>SUTER Juliana</b>	23 APR 1998	20.89 (47)	136.80(2474)	65.04 (982)	25.65 (67)	94.01 (121)		
<b>USA</b> (6)	6536213	<b>CASHMAN Keely</b>	4 APR 1999	23.60 (55)	50.41 (542)	31.01 (177)	29.91 (82)	102.14 (146)		
	6535455	<b>JOHNSON Breezy</b>	19 JAN 1996	3.09 (10)	244.23(3521)	173.51(2947)	16.32 (30)	111.82 (189)		
	6536821	<b>MACUGA Lauren</b>	4 JUL 2002	35.26 (95)	143.51(2581)	34.82 (246)	35.55 (107)	133.24 (268)		
	6535765	<b>MANGAN Tricia</b>	7 MAR 1997	28.21 (73)	48.36 (500)	23.95 (89)	35.59 (108)	81.44 (75)		
	6535237	<b>SHIFFRIN Mikaela</b>	13 MAR 1995	7.11 (23)	0.00 (1)	0.00 (1)	0.75 (4)	1.50 (3)		
	6535791	<b>WRIGHT Isabella</b>	10 FEB 1997	14.20 (33)	81.50(1300)	55.14 (713)	26.36 (72)	129.86 (253)		

**Legend:**  
- No points





# AUDI FIS SKI WORLD CUP 2022/23



## Kvitfjell (NOR)

8th Women's Downhill

THU 2 MAR 2023


Start Time 11:00

### DRAW LIST 2ND TRAINING

Number of Competitors: 53, Number of NSAs: 13

Rank 120 in the FIS List: WENIG Michaela 46.02 FIS Points

No.	FIS Code	Name	NSA Code	WCSL-DH	WCSL-O	FIS DH
1	298323	GOGGIA Sofia	ITA	775 (1)	1029 (6)	0.00 (1)
2	565360	STUHEC Ilka	SLO	487 (2)	545 (17)	0.87 (4)
3	516319	SUTER Corinne	SUI	458 (3)	740 (12)	0.00 (1)
4	297910	CURTONI Elena	ITA	379 (4)	825 (9)	3.29 (12)
5	56125	PUCHNER Mirjam	AUT	363 (5)	634 (13)	4.66 (16)
6	206668	WEIDLE Kira	GER	344 (6)	498 (19)	5.42 (18)
7	56328	ORTLIEB Nina	AUT	326 (7)	358 (29)	2.68 (7)
8	516248	FLURY Jasmine	SUI	318 (8)	469 (22)	6.84 (20)
9	425929	MOWINCKEL Ragnhild	NOR	312 (9)	1164 (5)	3.04 (9)
10	56128	HUETTER Cornelia	AUT	301 (10)	634 (13)	2.98 (8)
11	516138	GUT-BEHRAMI Lara	SUI	300 (11)	1315 (3)	1.15 (5)
12	516185	HAEHLEN Joana	SUI	266 (12)	483 (20)	3.92 (14)
13	6535455	JOHNSON Breezy	USA	247 (13)	292 (40)	3.09 (10)
14	516219	NUFER Priska	SUI	223 (14)	300 (37)	3.09 (10)
15	6535237	SHIFFRIN Mikaela	USA	211 (15)	2331 (1)	7.11 (23)
16	299624	PIROVANO Laura	ITA	209 (16)	269 (41)	12.78 (31)
17	297601	BRIGNONE Federica	ITA	202 (17)	1343 (2)	6.75 (19)
18	516284	GISIN Michelle	SUI	199 (18)	765 (10)	4.00 (15)
19	426257	LIE Kajsa Vickhoff	NOR	191 (19)	387 (28)	8.53 (26)
20	56087	SIEBENHOFER Ramona	AUT	184 (20)	515 (18)	3.58 (13)
21	+500 299276	BASSINO Marta	ITA	43 (34)	1017 (7)	19.34 (41)
22	197641	GAUCHE Laura	FRA	180 (21)	358 (29)	12.00 (29)
23	56177	VENIER Stephanie	AUT	177 (22)	247 (44)	7.90 (24)
24	299630	DELAGO Nadia	ITA	136 (24)	143 (58)	6.95 (21)
25	56088	TIPPLER Tamara	AUT	127 (25)	329 (33)	10.78 (27)
26	299466	DELAGO Nicol	ITA	123 (26)	145 (57)	14.87 (34)
27	6535791	WRIGHT Isabella	USA	106 (28)	149 (56)	14.20 (33)
28	56258	AGER Christina	AUT	83 (30)	93 (69)	17.23 (38)
29	56256	RAEDLER Ariane	AUT	82 (31)	168 (55)	13.34 (32)
30	55970	SCHMIDHOFER Nicole	AUT	52 (33)	224 (48)	4.86 (17)
31	+500 516280	HOLDENER Wendy	SUI	2 (61)	927 (8)	20.40 (43)
32	+500 196928	WORLEY Tessa	FRA	-	573 (16)	39.79 (108)
33	56311	REISINGER Elisabeth	AUT	37 (37)	53 (85)	11.03 (28)
34	56417	FEST Nadine	AUT	31 (38)	82 (73)	15.00 (35)
35	56392	GRITSCH Franziska	AUT	-	407 (27)	18.21 (40)
36	516705	DURRER Delia	SUI	41 (35)	41 (93)	19.59 (42)
37	715171	MUZAFERIJA Elvedina	BIH	8 (51)	32 (98)	20.87 (46)
38	516519	SUTER Juliana	SUI	27 (40)	51 (86)	20.89 (47)



## Kvitfjell (NOR)



8th Women's Downhill

THU 2 MAR 2023

### DRAW LIST 2ND TRAINING

Start Time 11:00

Number of Competitors: 53, Number of NSAs: 13

Rank 120 in the FIS List: WENIG Michaela 46.02 FIS Points

No.	FIS Code	Name	NSA Code	WCSL-DH	WCSL-O	FIS DH
39	6536213	CASHMAN Keely	USA	5 (56)	11 (119)	23.60 (55)
40	516517	JENAL Stephanie	SUI	28 (39)	42 (91)	24.65 (58)
41	415232	ROBINSON Alice	NZL	25 (41)	335 (31)	26.74 (64)
42	507168	AICHER Emma	GER	40 (36)	184 (52)	27.28 (67)
43	6535765	MANGAN Tricia	USA	15 (43)	15 (113)	28.21 (73)
44	25210	MORENO Cande	AND	10 (47)	10 (123)	28.81 (75)
45	198029	SMADJA CLEMENT Karen	FRA	-	18 (111)	31.01 (80)
46	206759	HIRTSL-STANGGASSINGER Katrin	GER	4 (58)	4 (141)	31.14 (82)
47	298694	PICHLER Karoline	ITA	10 (47)	64 (79)	31.25 (83)
48	197956	CERUTTI Camille	FRA	1 (63)	11 (119)	31.78 (84)
49	45331	SMALL Greta	AUS	-	-	34.09 (91)
50	6536821	MACUGA Lauren	USA	1 (63)	1 (152)	35.26 (95)
51	299383	MELESI Roberta	ITA	-	76 (75)	36.76 (97)
52	107697	FLECKENSTEIN Stefanie	CAN	8 (51)	8 (131)	37.27 (101)
53	107613	GRENIER Valerie	CAN	-	324 (34)	>52.89 (145)

<b>Legend:</b>			
-	No points	<b>+500</b>	At least 500 points on WCSL-O after 20th place or after 30th place
>	Greater than 120th rank in the FIS points list	<b>FIS DH</b>	FIS points for Downhill (17th FIS points list 2022/2023)
		<b>No.</b>	Control Number
		<b>WCSL-DH</b>	FIS World Cup Start List points for Downhill
<b>WCSL-O</b>	Overall FIS World Cup Start List points		





# AUDI FIS SKI WORLD CUP 2022/23



8th Women's Downhill


THU 2 MAR 2023

## START LIST 2ND TRAINING

Start Time 11:00

Number of Competitors: 53, Number of NSAs: 13

Bib	FIS Code	Name	Year of Birth	NSA Code	Time	Ski
1	56087	SIEBENHOFER Ramona	1991	AUT		Fischer
2	426257	LIE Kajsja Vickhoff	1998	NOR		Head
3	6535237	SHIFFRIN Mikaela	1995	USA		Atomic
4	299624	PIROVANO Laura	1997	ITA		Head
5	516219	NUFER Priska	1992	SUI		Dynastar
6	56128	HUETTER Cornelia	1992	AUT		Head
7	298323	GOGGIA Sofia	1992	ITA		Atomic
8	425929	MOWINCKEL Ragnhild	1992	NOR		Head
9	516248	FLURY Jasmine	1993	SUI		Fischer
10	206668	WEIDLE Kira	1996	GER		Rossignol
11	56125	PUCHNER Mirjam	1992	AUT		Atomic
12	565360	STUHEC Ilka	1990	SLO		Kaestle
13	56328	ORTLIEB Nina	1996	AUT		Head
14	516319	SUTER Corinne	1994	SUI		Head
15	297910	CURTONI Elena	1991	ITA		Head
-----break-----						
16	516185	HAEHLLEN Joana	1992	SUI		Atomic
17	516138	GUT-BEHRAMI Lara	1991	SUI		Head
18	516284	GISIN Michelle	1993	SUI		Salomon
19	297601	BRIGNONE Federica	1990	ITA		Rossignol
20	6535455	JOHNSON Breezy	1996	USA		Atomic
21	299276	BASSINO Marta	1996	ITA		Salomon
22	56177	VENIER Stephanie	1993	AUT		Head
-----break-----						
23	56088	TIPPLER Tamara	1991	AUT		Salomon
24	56258	AGER Christina	1995	AUT		Atomic
25	299466	DELAGO Nicol	1996	ITA		Atomic
26	197641	GAUCHE Laura	1995	FRA		Head
27	299630	DELAGO Nadia	1997	ITA		Atomic
28	56256	RAEDLER Ariane	1995	AUT		Head
29	6535791	WRIGHT Isabella	1997	USA		Atomic
30	55970	SCHMIDHOFER Nicole	1989	AUT		Fischer
-----break-----						
31	516280	HOLDENER Wendy	1993	SUI		Head
32	196928	WORLEY Tessa	1989	FRA		Rossignol
33	56311	REISINGER Elisabeth	1996	AUT		Head
34	56417	FEST Nadine	1998	AUT		Salomon
35	56392	GRITSCH Franziska	1997	AUT		Head
36	516705	DURRER Delia	2002	SUI		Head
37	715171	MUZAFERIJA Elvedina	1999	BIH		Atomic
38	516519	SUTER Juliana	1998	SUI		Atomic
39	6536213	CASHMAN Keely	1999	USA		Rossignol
40	516517	JENAL Stephanie	1998	SUI		Atomic
41	415232	ROBINSON Alice	2001	NZL		Salomon
42	507168	AICHER Emma	2003	GER		Head



**Kvitfjell (NOR)**

8th Women's Downhill

THU 2 MAR 2023

**START LIST 2ND TRAINING**

Start Time 11:00

Number of Competitors: 53, Number of NSAs: 13

Bib	FIS Code	Name	Year of Birth	NSA Code	Time	Ski
43	6535765	MANGAN Tricia	1997	USA		Head
44	25210	MORENO Cande	2000	AND		Head
45	198029	SMADJA CLEMENT Karen	1999	FRA		Head
46	206759	HIRTL-STANGGASSINGER Katrin	1998	GER		Head
47	298694	PICHLER Karoline	1994	ITA		Head
48	197956	CERUTTI Camille	1998	FRA		Atomic
49	45331	SMALL Greta	1995	AUS		Atomic
50	6536821	MACUGA Lauren	2002	USA		Rossignol
51	299383	MELESI Roberta	1996	ITA		Dynastar
52	107697	FLECKENSTEIN Stefanie	1997	CAN		Rossignol
53	107613	GRENIER Valerie	1996	CAN		Rossignol

**Jury**

FIS Technical Delegate	JOHANSSON Roland	NOR
Referee	GERDOL Peter	FIS
Assistant Referee	SENIGAGLIESI Alberto	FIS
Chief of Race	BJØRGE Ole Johan	NOR

**Technical Data**

Course Name	Kvitfjell-Olympiabakken
Start Altitude	890m
Finish Altitude	182m
Vertical Drop	708m
Course Length	2641m
Homologation Number	12859/10/18

**Race Information**

Course Setter	SENIGAGLIESI Alberto	FIS
Gates	30	
Start Time	11:00	

**Forerunners:**

F1 - SUND Malin Sofie	NOR	F2 - TAKLO Jörgen	NOR	F3 - BUER Jonas	NOR
F4 - LARSEN Nikolai	NOR	F5 - LINBERG Herman	NOR	F6 - ANDERSEN Fredrik	NOR

**Legend:**

YB Year of Birth



# AUDI FIS SKI WORLD CUP 2022/23



## Kvitfjell (NOR)

8th Women's Downhill

THU 2 MAR 2023


Start Time 11:00



# OFFICIAL RESULTS 2ND TRAINING

Number of Competitors: 53, Number of NSAs: 13

Rank	Bib	FIS Code	Name	YB	NSA Code	Time	Difference	Distance (m)	Ski
1	7	298323	GOGGIA Sofia	1992	ITA	1:31.62			Atomic
2	6	56128	HUETTER Cornelia	1992	AUT	1:32.43	0.81	23.14	Head
3	11	56125	PUCHNER Mirjam	1992	AUT	1:32.63	1.01	28.80	Atomic
4	24	56258	AGER Christina	1995	AUT	1:32.65	1.03	29.36	Atomic
5	10	206668	WEIDLE Kira	1996	GER	1:32.82	1.20	34.14	Rossignol
6	2	426257	LIE Kajsja Vickhoff	1998	NOR	1:32.83	1.21	34.42	Head
7	8	425929	MOWINCKEL Ragnhild	1992	NOR	1:32.88	1.26	35.83	Head
8	3	6535237	SHIFFRIN Mikaela	1995	USA	1:32.89	1.27	36.11	Atomic
9	17	516138	GUT-BEHRAMI Lara	1991	SUI	1:33.04	1.42	40.31	Head
10	12	565360	STUHEC Ilka	1990	SLO	1:33.11	1.49	42.26	Kaestle
11	14	516319	SUTER Corinne	1994	SUI	1:33.18	1.56	44.22	Head
12	1	56087	SIEBENHOFER Ramona	1991	AUT	1:33.23	1.61	45.61	Fischer
13	20	6535455	JOHNSON Breezy	1996	USA	1:33.25	1.63	46.16	Atomic
14	22	56177	VENIER Stephanie	1993	AUT	1:33.29	1.67	47.28	Head
15*	28	56256	RAEDLER Ariane	1995	AUT	1:33.34	1.72	48.67	Head
16	9	516248	FLURY Jasmine	1993	SUI	1:33.37	1.75	49.50	Fischer
17	4	299624	PIROVANO Laura	1997	ITA	1:33.56	1.94	54.76	Head
18	36	516705	DURRER Delia	2002	SUI	1:33.58	1.96	55.31	Head
19	34	56417	FEST Nadine	1998	AUT	1:33.70	2.08	58.63	Salomon
20	29	6535791	WRIGHT Isabella	1997	USA	1:33.71	2.09	58.90	Atomic
21	13	56328	ORTLIEB Nina	1996	AUT	1:33.75	2.13	60.00	Head
22	27	299630	DELAGO Nadia	1997	ITA	1:33.77	2.15	60.55	Atomic
23	19	297601	BRIGNONE Federica	1990	ITA	1:33.79	2.17	61.10	Rossignol
23	16	516185	HAEHLEN Joana	1992	SUI	1:33.79	2.17	61.10	Atomic
25	15	297910	CURTONI Elena	1991	ITA	1:34.05	2.43	68.24	Head
26	26	197641	GAUCHE Laura	1995	FRA	1:34.17	2.55	71.51	Head
27	25	299466	DELAGO Nicol	1996	ITA	1:34.21	2.59	72.61	Atomic
28	5	516219	NUFER Priska	1992	SUI	1:34.30	2.68	75.06	Dynastar
29	42	507168	AICHER Emma	2003	GER	1:34.43	2.81	78.59	Head
30	18	516284	GISIN Michelle	1993	SUI	1:34.56	2.94	82.11	Salomon
31	35	56392	GRITSCH Franziska	1997	AUT	1:34.71	3.09	86.17	Head
32	43	6535765	MANGAN Tricia	1997	USA	1:34.76	3.14	87.51	Head
33	37	715171	MUZAFERJAJ Elvedina	1999	BIH	1:34.96	3.34	92.89	Atomic
34	31	516280	HOLDENER Wendy	1993	SUI	1:35.03	3.41	94.77	Head
35	21	299276	BASSINO Marta	1996	ITA	1:35.12	3.50	97.18	Salomon
36	52	107697	FLECKENSTEIN Stefanie	1997	CAN	1:35.19	3.57	99.05	Rossignol
37	38	516519	SUTER Juliana	1998	SUI	1:35.31	3.69	102.25	Atomic
38	45	198029	SMADJA CLEMENT Karen	1999	FRA	1:35.70	4.08	112.59	Head
38	39	6536213	CASHMAN Keely	1999	USA	1:35.70	4.08	112.59	Rossignol
40	30	55970	SCHMIDHOFER Nicole	1989	AUT	1:35.78	4.16	114.71	Fischer
41	41	415232	ROBINSON Alice	2001	NZL	1:35.80	4.18	115.23	Salomon
42	50	6536821	MACUGA Lauren	2002	USA	1:35.82	4.20	115.76	Rossignol
43*	44	25210	MORENO Cande	2000	AND	1:35.83	4.21	116.02	Head
44	32	196928	WORLEY Tessa	1989	FRA	1:35.84	4.22	116.29	Rossignol
45	49	45331	SMALL Greta	1995	AUS	1:35.87	4.25	117.08	Atomic
46	51	299383	MELESI Roberta	1996	ITA	1:35.94	4.32	118.92	Dynastar









# AUDI FIS SKI WORLD CUP 2022/23



8th Women's Downhill


THU 2 MAR 2023

Start Time 11:00

## PERFORMANCE ANALYSIS BY RANK 2ND TRAINING

Number of Competitors: 53 Number of NSAs: 13

Rank	Bib	Name Ski	NSA Code	Positions			Partials		Difference		Speed			
				Pos	Time	Rank	Pos	Time	Rank	Time	Dist.(m)	Pos.	(km/h)	Rank
1	7	<b>GOGGIA Sofia</b> Atomic	ITA	Int1:	22.86	(2)	11-12:	22.81	(1)	0.20		Sp1	105.82	(1)
				Int2:	45.67	(1)	12-13:	17.71	(2)	0.00		Sp2	116.30	(3)
				Int3:	1:03.38	(1)	13-14:	12.36	(1)	0.00				
				Int4:	1:15.74	(1)	14-Fin:	15.88	(4)	0.00				
				Fin:	1:31.62	(1)				0.00	0.00	Avg:	103.77	
2	6	<b>HUETTER Cornelia</b> Head	AUT	Int1:	23.17	(6)	11-12:	23.17	(11)	0.51		Sp1	100.52	(17)
				Int2:	46.34	(4)	12-13:	17.70	(1)	0.67		Sp2	115.80	(6)
				Int3:	1:04.04	(2)	13-14:	12.62	(12)	0.66				
				Int4:	1:16.66	(3)	14-Fin:	15.77	(1)	0.92				
				Fin:	1:32.43	(2)				0.81	23.14	Avg:	102.86	
3	11	<b>PUCHNER Mirjam</b> Atomic	AUT	Int1:	23.32	(11)	11-12:	23.14	(9)	0.66		Sp1	100.71	(15)
				Int2:	46.46	(12)	12-13:	17.80	(3)	0.79		Sp2	115.20	(8)
				Int3:	1:04.26	(4)	13-14:	12.47	(4)	0.88				
				Int4:	1:16.73	(4)	14-Fin:	15.90	(5)	0.99				
				Fin:	1:32.63	(3)				1.01	28.80	Avg:	102.64	
4	24	<b>AGER Christina</b> Atomic	AUT	Int1:	23.14	(5)	11-12:	23.10	(6)	0.48		Sp1	101.23	(11)
				Int2:	46.24	(2)	12-13:	17.89	(9)	0.57		Sp2	113.30	(20)
				Int3:	1:04.13	(3)	13-14:	12.44	(2)	0.75				
				Int4:	1:16.57	(2)	14-Fin:	16.08	(21)	0.83				
				Fin:	1:32.65	(4)				1.03	29.36	Avg:	102.62	
5	10	<b>WEIDLE Kira</b> Rossignol	GER	Int1:	23.29	(10)	11-12:	23.10	(6)	0.63		Sp1	101.15	(12)
				Int2:	46.39	(7)	12-13:	17.88	(8)	0.72		Sp2	115.30	(7)
				Int3:	1:04.27	(5)	13-14:	12.60	(11)	0.89				
				Int4:	1:16.87	(6)	14-Fin:	15.95	(10)	1.13				
				Fin:	1:32.82	(5)				1.20	34.14	Avg:	102.43	
6	2	<b>LIE Kajsa Vickhoff</b> Head	NOR	Int1:	23.22	(7)	11-12:	23.18	(13)	0.56		Sp1	99.71	(24)
				Int2:	46.40	(9)	12-13:	17.92	(10)	0.73		Sp2	115.20	(8)
				Int3:	1:04.32	(6)	13-14:	12.50	(6)	0.94				
				Int4:	1:16.82	(5)	14-Fin:	16.01	(13)	1.08				
				Fin:	1:32.83	(6)				1.21	34.42	Avg:	102.42	
7	8	<b>MOWINCKEL Ragnhild</b> Head	NOR	Int1:	23.52	(26)	11-12:	22.88	(2)	0.86		Sp1	100.75	(14)
				Int2:	46.40	(9)	12-13:	17.93	(12)	0.73		Sp2	113.50	(19)
				Int3:	1:04.33	(7)	13-14:	12.64	(13)	0.95				
				Int4:	1:16.97	(8)	14-Fin:	15.91	(7)	1.23				
				Fin:	1:32.88	(7)				1.26	35.83	Avg:	102.36	
8	3	<b>SHIFFRIN Mikaela</b> Atomic	USA	Int1:	23.12	(4)	11-12:	23.26	(17)	0.46		Sp1	99.65	(26)
				Int2:	46.38	(6)	12-13:	17.99	(13)	0.71		Sp2	114.20	(13)
				Int3:	1:04.37	(8)	13-14:	12.67	(14)	0.99				
				Int4:	1:17.04	(11)	14-Fin:	15.85	(2)	1.30				
				Fin:	1:32.89	(8)				1.27	36.11	Avg:	102.35	



## Kvitfjell (NOR)



8th Women's Downhill


THU 2 MAR 2023

### PERFORMANCE ANALYSIS BY RANK 2ND TRAINING

Start Time 11:00

Number of Competitors: 53 Number of NSAs: 13

Rank	Bib	Name Ski	NSA Code	Positions			Partials		Difference		Speed			
				Pos	Time	Rank	Pos	Time	Rank	Time	Dist.(m)	Pos.	(km/h)	Rank
9	17	GUT-BEHRAMI Lara Head	SUI	Int1:	23.36	(13)	11-12:	23.18	(13)	0.70		Sp1	103.66	(2)
				Int2:	46.54	(13)	12-13:	17.86	(5)	0.87		Sp2	111.70	(30)
				Int3:	1:04.40	(9)	13-14:	12.59	(10)	1.02				
				Int4:	1:16.99	(9)	14-Fin:	16.05	(16)	1.25				
				Fin:	1:33.04	(9)				1.42	40.31	Avg:	102.19	
10	12	STUHEC Ilka Kaestle	SLO	Int1:	23.42	(17)	11-12:	23.18	(13)	0.76		Sp1	99.83	(23)
				Int2:	46.60	(17)	12-13:	18.00	(14)	0.93		Sp2	114.20	(13)
				Int3:	1:04.60	(17)	13-14:	12.46	(3)	1.22				
				Int4:	1:17.06	(12)	14-Fin:	16.05	(16)	1.32				
				Fin:	1:33.11	(10)				1.49	42.26	Avg:	102.11	
11	14	SUTER Corinne Head	SUI	Int1:	23.10	(3)	11-12:	23.29	(18)	0.44		Sp1	102.10	(7)
				Int2:	46.39	(7)	12-13:	18.01	(15)	0.72		Sp2	109.70	(43)
				Int3:	1:04.40	(9)	13-14:	12.54	(7)	1.02				
				Int4:	1:16.94	(7)	14-Fin:	16.24	(28)	1.20				
				Fin:	1:33.18	(11)				1.56	44.22	Avg:	102.03	
12	1	SIEBENHOFER Ramona Fischer	AUT	Int1:	23.47	(21)	11-12:	23.12	(8)	0.81		Sp1	96.69	(47)
				Int2:	46.59	(15)	12-13:	17.86	(5)	0.92		Sp2	114.50	(11)
				Int3:	1:04.45	(11)	13-14:	12.93	(36)	1.07				
				Int4:	1:17.38	(18)	14-Fin:	15.85	(2)	1.64				
				Fin:	1:33.23	(12)				1.61	45.61	Avg:	101.98	
13	20	JOHNSON Breezy Atomic	USA	Int1:	23.53	(28)	11-12:	23.01	(5)	0.87		Sp1	100.88	(13)
				Int2:	46.54	(13)	12-13:	18.01	(15)	0.87		Sp2	116.90	(1)
				Int3:	1:04.55	(16)	13-14:	12.72	(16)	1.17				
				Int4:	1:17.27	(15)	14-Fin:	15.98	(12)	1.53				
				Fin:	1:33.25	(13)				1.63	46.16	Avg:	101.96	
14	22	VENIER Stephanie Head	AUT	Int1:	23.37	(14)	11-12:	23.29	(18)	0.71		Sp1	101.87	(9)
				Int2:	46.66	(21)	12-13:	18.07	(19)	0.99		Sp2	113.10	(22)
				Int3:	1:04.73	(18)	13-14:	12.49	(5)	1.35				
				Int4:	1:17.22	(13)	14-Fin:	16.07	(20)	1.48				
				Fin:	1:33.29	(14)				1.67	47.28	Avg:	101.91	
15 *	28	RAEDLER Ariane Head	AUT	Int1:	22.66	(1)	11-12:	23.60	(40)	0.00		Sp1	96.50	(49)
				Int2:	46.26	(3)	12-13:	18.19	(26)	0.59		Sp2	110.10	(39)
				Int3:	1:04.45	(11)	13-14:	12.54	(7)	1.07				
				Int4:	1:16.99	(9)	14-Fin:	16.35	(34)	1.25				
				Fin:	1:33.34	(15)				1.72	48.67	Avg:	101.86	
16	9	FLURY Jasmine Fischer	SUI	Int1:	23.42	(17)	11-12:	23.20	(16)	0.76		Sp1	102.73	(4)
				Int2:	46.62	(18)	12-13:	17.92	(10)	0.95		Sp2	112.10	(28)
				Int3:	1:04.54	(15)	13-14:	12.69	(15)	1.16				
				Int4:	1:17.23	(14)	14-Fin:	16.14	(23)	1.49				
				Fin:	1:33.37	(16)				1.75	49.50	Avg:	101.83	
17	4	PIROVANO Laura Head	ITA	Int1:	23.53	(28)	11-12:	23.41	(26)	0.87		Sp1	99.69	(25)
				Int2:	46.94	(30)	12-13:	17.84	(4)	1.27		Sp2	113.60	(17)
				Int3:	1:04.78	(19)	13-14:	12.75	(20)	1.40				
				Int4:	1:17.53	(19)	14-Fin:	16.03	(15)	1.79				
				Fin:	1:33.56	(17)				1.94	54.76	Avg:	101.62	
18	36	DURRER Delia Head	SUI	Int1:	23.41	(16)	11-12:	22.95	(3)	0.75		Sp1	101.97	(8)
				Int2:	46.36	(5)	12-13:	18.11	(22)	0.69		Sp2	111.10	(35)
				Int3:	1:04.47	(14)	13-14:	12.82	(27)	1.09				
				Int4:	1:17.29	(16)	14-Fin:	16.29	(30)	1.55				
				Fin:	1:33.58	(18)				1.96	55.31	Avg:	101.60	



## Kvitfjell (NOR)



8th Women's Downhill


THU 2 MAR 2023

### PERFORMANCE ANALYSIS BY RANK 2ND TRAINING

Start Time 11:00

Number of Competitors: 53    Number of NSAs: 13

Rank	Bib	Name Ski	NSA Code	Positions			Partials		Difference		Speed			
				Pos	Time	Rank	Pos	Time	Rank	Time	Dist.(m)	Pos.	(km/h)	Rank
19	34	FEST Nadine Salomon	AUT	Int1:	23.45	(20)	11-12:	23.00	(4)	0.79		Sp1	99.33	(31)
				Int2:	46.45	(11)	12-13:	18.39	(37)	0.78		Sp2	114.50	(11)
				Int3:	1:04.84	(20)	13-14:	12.89	(30)	1.46				
				Int4:	1:17.73	(23)	14-Fin:	15.97	(11)	1.99				
				Fin:	1:33.70	(19)				2.08	58.63	Avg:	101.47	
20	29	WRIGHT Isabella Atomic	USA	Int1:	23.28	(9)	11-12:	23.35	(24)	0.62		Sp1	99.60	(28)
				Int2:	46.63	(19)	12-13:	18.22	(29)	0.96		Sp2	106.40	(48)
				Int3:	1:04.85	(21)	13-14:	12.81	(24)	1.47				
				Int4:	1:17.66	(21)	14-Fin:	16.05	(16)	1.92				
				Fin:	1:33.71	(20)				2.09	58.90	Avg:	101.46	
21	13	ORTLIEB Nina Head	AUT	Int1:	23.48	(23)	11-12:	23.40	(25)	0.82		Sp1	103.32	(3)
				Int2:	46.88	(24)	12-13:	18.11	(22)	1.21		Sp2	112.70	(25)
				Int3:	1:04.99	(23)	13-14:	12.58	(9)	1.61				
				Int4:	1:17.57	(20)	14-Fin:	16.18	(27)	1.83				
				Fin:	1:33.75	(21)				2.13	60.00	Avg:	101.41	
22	27	DELAGO Nadia Atomic	ITA	Int1:	23.44	(19)	11-12:	23.49	(33)	0.78		Sp1	98.97	(35)
				Int2:	46.93	(29)	12-13:	18.09	(21)	1.26		Sp2	114.00	(15)
				Int3:	1:05.02	(24)	13-14:	12.81	(24)	1.64				
				Int4:	1:17.83	(24)	14-Fin:	15.94	(8)	2.09				
				Fin:	1:33.77	(22)				2.15	60.55	Avg:	101.39	
23	19	BRIGNONE Federica Rossignol	ITA	Int1:	23.26	(8)	11-12:	23.33	(21)	0.60		Sp1	102.70	(5)
				Int2:	46.59	(15)	12-13:	17.86	(5)	0.92		Sp2	113.10	(22)
				Int3:	1:04.45	(11)	13-14:	12.88	(29)	1.07				
				Int4:	1:17.33	(17)	14-Fin:	16.46	(38)	1.59				
				Fin:	1:33.79	(23)				2.17	61.10	Avg:	101.37	
23	16	HAEHLEN Joana Atomic	SUI	Int1:	23.49	(24)	11-12:	23.43	(28)	0.83		Sp1	99.84	(22)
				Int2:	46.92	(28)	12-13:	18.19	(26)	1.25		Sp2	111.50	(32)
				Int3:	1:05.11	(25)	13-14:	12.74	(18)	1.73				
				Int4:	1:17.85	(25)	14-Fin:	15.94	(8)	2.11				
				Fin:	1:33.79	(23)				2.17	61.10	Avg:	101.37	
25	15	CURTONI Elena Head	ITA	Int1:	23.32	(11)	11-12:	23.31	(20)	0.66		Sp1	100.46	(18)
				Int2:	46.63	(19)	12-13:	18.22	(29)	0.96		Sp2	109.90	(41)
				Int3:	1:04.85	(21)	13-14:	12.85	(28)	1.47				
				Int4:	1:17.70	(22)	14-Fin:	16.35	(34)	1.96				
				Fin:	1:34.05	(25)				2.43	68.24	Avg:	101.09	
26	26	GAUCHE Laura Head	FRA	Int1:	23.66	(34)	11-12:	23.50	(35)	1.00		Sp1	99.61	(27)
				Int2:	47.16	(33)	12-13:	18.13	(24)	1.49		Sp2	112.20	(27)
				Int3:	1:05.29	(27)	13-14:	12.76	(21)	1.91				
				Int4:	1:18.05	(27)	14-Fin:	16.12	(22)	2.31				
				Fin:	1:34.17	(26)				2.55	71.51	Avg:	100.96	
27	25	DELAGO Nicol Atomic	ITA	Int1:	23.56	(30)	11-12:	23.58	(38)	0.90		Sp1	100.02	(21)
				Int2:	47.14	(32)	12-13:	18.04	(17)	1.47		Sp2	111.70	(30)
				Int3:	1:05.18	(26)	13-14:	13.01	(44)	1.80				
				Int4:	1:18.19	(29)	14-Fin:	16.02	(14)	2.45				
				Fin:	1:34.21	(27)				2.59	72.61	Avg:	100.92	
28	5	NUFER Priska Dynastar	SUI	Int1:	23.64	(32)	11-12:	23.59	(39)	0.98		Sp1	99.06	(34)
				Int2:	47.23	(36)	12-13:	18.17	(25)	1.56		Sp2	113.30	(20)
				Int3:	1:05.40	(29)	13-14:	12.74	(18)	2.02				
				Int4:	1:18.14	(28)	14-Fin:	16.16	(25)	2.40				
				Fin:	1:34.30	(28)				2.68	75.06	Avg:	100.82	



## Kvitfjell (NOR)



8th Women's Downhill


THU 2 MAR 2023

### PERFORMANCE ANALYSIS BY RANK 2ND TRAINING

Start Time 11:00

Number of Competitors: 53 Number of NSAs: 13

Rank	Bib	Name Ski	NSA Code	Positions			Partials		Difference		Speed			
				Pos	Time	Rank	Pos	Time	Rank	Time	Dist.(m)	Pos.	(km/h)	Rank
29	42	AICHER Emma Head	GER	Int1:	23.52	(26)	11-12:	23.17	(11)	0.86		Sp1	99.42	(29)
				Int2:	46.69	(22)	12-13:	18.81	(49)	1.02		Sp2	113.60	(17)
				Int3:	1:05.50	(33)	13-14:	12.76	(21)	2.12				
				Int4:	1:18.26	(31)	14-Fin:	16.17	(26)	2.52				
				Fin:	1:34.43	(29)				2.81	78.59	Avg:	100.68	
30	18	GISIN Michelle Salomon	SUI	Int1:	23.65	(33)	11-12:	23.57	(36)	0.99		Sp1	96.91	(45)
				Int2:	47.22	(35)	12-13:	18.19	(26)	1.55		Sp2	112.80	(24)
				Int3:	1:05.41	(30)	13-14:	12.81	(24)	2.03				
				Int4:	1:18.22	(30)	14-Fin:	16.34	(33)	2.48				
				Fin:	1:34.56	(30)				2.94	82.11	Avg:	100.55	
31	35	GRITSCH Franziska Head	AUT	Int1:	23.74	(37)	11-12:	23.14	(9)	1.08		Sp1	96.27	(51)
				Int2:	46.88	(24)	12-13:	18.96	(50)	1.21		Sp2	116.00	(5)
				Int3:	1:05.84	(38)	13-14:	12.97	(41)	2.46				
				Int4:	1:18.81	(38)	14-Fin:	15.90	(5)	3.07				
				Fin:	1:34.71	(31)				3.09	86.17	Avg:	100.39	
32	43	MANGAN Tricia Head	USA	Int1:	23.72	(36)	11-12:	23.48	(32)	1.06		Sp1	101.57	(10)
				Int2:	47.20	(34)	12-13:	18.51	(41)	1.53		Sp2	116.60	(2)
				Int3:	1:05.71	(37)	13-14:	12.90	(33)	2.33				
				Int4:	1:18.61	(36)	14-Fin:	16.15	(24)	2.87				
				Fin:	1:34.76	(32)				3.14	87.51	Avg:	100.33	
33	37	MUZAFERIJA Elvedina Atomic	BIH	Int1:	23.77	(40)	11-12:	23.47	(31)	1.11		Sp1	100.42	(19)
				Int2:	47.24	(37)	12-13:	18.45	(40)	1.57		Sp2	110.40	(38)
				Int3:	1:05.69	(36)	13-14:	12.80	(23)	2.31				
				Int4:	1:18.49	(34)	14-Fin:	16.47	(39)	2.75				
				Fin:	1:34.96	(33)				3.34	92.89	Avg:	100.12	
34	31	HOLDENER Wendy Head	SUI	Int1:	23.57	(31)	11-12:	23.33	(21)	0.91		Sp1	100.53	(16)
				Int2:	46.90	(26)	12-13:	18.56	(42)	1.23		Sp2	111.20	(34)
				Int3:	1:05.46	(31)	13-14:	12.96	(39)	2.08				
				Int4:	1:18.42	(32)	14-Fin:	16.61	(44)	2.68				
				Fin:	1:35.03	(34)				3.41	94.77	Avg:	100.05	
35	21	BASSINO Marta Salomon	ITA	Int1:	23.49	(24)	11-12:	23.90	(49)	0.83		Sp1	99.23	(32)
				Int2:	47.39	(39)	12-13:	18.27	(31)	1.72		Sp2	111.90	(29)
				Int3:	1:05.66	(35)	13-14:	12.89	(30)	2.28				
				Int4:	1:18.55	(35)	14-Fin:	16.57	(42)	2.81				
				Fin:	1:35.12	(35)				3.50	97.18	Avg:	99.95	
36	52	FLECKENSTEIN Stefanie Rossignol	CAN	Int1:	23.79	(41)	11-12:	23.84	(47)	1.13		Sp1	98.37	(38)
				Int2:	47.63	(44)	12-13:	18.37	(36)	1.96		Sp2	104.50	(49)
				Int3:	1:06.00	(41)	13-14:	12.89	(30)	2.62				
				Int4:	1:18.89	(40)	14-Fin:	16.30	(31)	3.15				
				Fin:	1:35.19	(36)				3.57	99.05	Avg:	99.88	
37	38	SUTER Juliana Atomic	SUI	Int1:	23.97	(45)	11-12:	23.57	(36)	1.31		Sp1	100.04	(20)
				Int2:	47.54	(41)	12-13:	18.07	(19)	1.87		Sp2	111.40	(33)
				Int3:	1:05.61	(34)	13-14:	13.13	(49)	2.23				
				Int4:	1:18.74	(37)	14-Fin:	16.57	(42)	3.00				
				Fin:	1:35.31	(37)				3.69	102.25	Avg:	99.75	
38	45	SMADJA CLEMENT Karen Head	FRA	Int1:	24.02	(46)	11-12:	23.80	(45)	1.36		Sp1	99.41	(30)
				Int2:	47.82	(47)	12-13:	18.65	(46)	2.15		Sp2	112.30	(26)
				Int3:	1:06.47	(46)	13-14:	12.93	(36)	3.09				
				Int4:	1:19.40	(45)	14-Fin:	16.30	(31)	3.66				
				Fin:	1:35.70	(38)				4.08	112.59	Avg:	99.35	



## Kvitfjell (NOR)



8th Women's Downhill


THU 2 MAR 2023

### PERFORMANCE ANALYSIS BY RANK 2ND TRAINING

Start Time 11:00

Number of Competitors: 53 Number of NSAs: 13

Rank	Bib	Name Ski	NSA Code	Positions			Partials		Difference		Speed			
				Pos	Time	Rank	Pos	Time	Rank	Time	Dist.(m)	Pos.	(km/h)	Rank
38	39	CASHMAN Keely Rossignol	USA	Int1:	23.84	(42)	11-12:	23.66	(41)	1.18		Sp1	98.36	(39)
				Int2:	47.50	(40)	12-13:	18.65	(46)	1.83		Sp2	113.90	(16)
				Int3:	1:06.15	(42)	13-14:	13.00	(43)	2.77				
				Int4:	1:19.15	(42)	14-Fin:	16.55	(41)	3.41				
				Fin:	1:35.70	(38)				4.08	112.59	Avg:	99.35	
40	30	SCHMIDHOFER Nicole Fischer	AUT	Int1:	23.89	(43)	11-12:	23.73	(42)	1.23		Sp1	96.43	(50)
				Int2:	47.62	(43)	12-13:	18.60	(45)	1.95		Sp2	109.40	(44)
				Int3:	1:06.22	(43)	13-14:	13.04	(47)	2.84				
				Int4:	1:19.26	(44)	14-Fin:	16.52	(40)	3.52				
				Fin:	1:35.78	(40)				4.16	114.71	Avg:	99.26	
41	41	ROBINSON Alice Salomon	NZL	Int1:	23.70	(35)	11-12:	23.33	(21)	1.04		Sp1	98.59	(36)
				Int2:	47.03	(31)	12-13:	19.81	(52)	1.36		Sp2	116.20	(4)
				Int3:	1:06.84	(49)	13-14:	12.90	(33)	3.46				
				Int4:	1:19.74	(49)	14-Fin:	16.06	(19)	4.00				
				Fin:	1:35.80	(41)				4.18	115.23	Avg:	99.24	
42	50	MACUGA Lauren Rossignol	USA	Int1:	23.96	(44)	11-12:	23.81	(46)	1.30		Sp1	98.44	(37)
				Int2:	47.77	(46)	12-13:	18.59	(44)	2.10		Sp2	104.40	(50)
				Int3:	1:06.36	(45)	13-14:	13.04	(47)	2.98				
				Int4:	1:19.40	(45)	14-Fin:	16.42	(37)	3.66				
				Fin:	1:35.82	(42)				4.20	115.76	Avg:	99.22	
43 *	44	MORENO Cande Head	AND	Int1:	23.47	(21)	11-12:	23.44	(29)	0.81		Sp1	99.17	(33)
				Int2:	46.91	(27)	12-13:	18.57	(43)	1.24		Sp2	103.80	(51)
				Int3:	1:05.48	(32)	13-14:	12.94	(38)	2.10				
				Int4:	1:18.42	(32)	14-Fin:	17.41	(52)	2.68				
				Fin:	1:35.83	(43)				4.21	116.02	Avg:	99.21	
44	32	WORLEY Tessa Rossignol	FRA	Int1:	23.75	(38)	11-12:	23.79	(43)	1.09		Sp1	96.88	(46)
				Int2:	47.54	(41)	12-13:	18.36	(35)	1.87		Sp2	110.00	(40)
				Int3:	1:05.90	(39)	13-14:	13.21	(51)	2.52				
				Int4:	1:19.11	(41)	14-Fin:	16.73	(47)	3.37				
				Fin:	1:35.84	(44)				4.22	116.29	Avg:	99.20	
45	49	SMALL Greta Atomic	AUS	Int1:	24.26	(50)	11-12:	23.44	(29)	1.60		Sp1	102.43	(6)
				Int2:	47.70	(45)	12-13:	18.27	(31)	2.03		Sp2	108.40	(46)
				Int3:	1:05.97	(40)	13-14:	12.91	(35)	2.59				
				Int4:	1:18.88	(39)	14-Fin:	16.99	(50)	3.14				
				Fin:	1:35.87	(45)				4.25	117.08	Avg:	99.17	
46	51	MELESI Roberta Dynastar	ITA	Int1:	24.10	(49)	11-12:	23.85	(48)	1.44		Sp1	97.41	(43)
				Int2:	47.95	(48)	12-13:	18.33	(33)	2.28		Sp2	111.00	(36)
				Int3:	1:06.28	(44)	13-14:	12.97	(41)	2.90				
				Int4:	1:19.25	(43)	14-Fin:	16.69	(46)	3.51				
				Fin:	1:35.94	(46)				4.32	118.92	Avg:	99.10	
47	48	CERUTTI Camille Atomic	FRA	Int1:	24.09	(48)	11-12:	24.11	(51)	1.43		Sp1	97.32	(44)
				Int2:	48.20	(50)	12-13:	18.35	(34)	2.53		Sp2	110.90	(37)
				Int3:	1:06.55	(47)	13-14:	13.14	(50)	3.17				
				Int4:	1:19.69	(48)	14-Fin:	16.41	(36)	3.95				
				Fin:	1:36.10	(47)				4.48	123.12	Avg:	98.93	
48	40	JENAL Stephanie Atomic	SUI	Int1:	24.05	(47)	11-12:	24.10	(50)	1.39		Sp1	98.31	(40)
				Int2:	48.15	(49)	12-13:	18.44	(38)	2.48		Sp2	109.80	(42)
				Int3:	1:06.59	(48)	13-14:	13.03	(45)	3.21				
				Int4:	1:19.62	(47)	14-Fin:	16.79	(49)	3.88				
				Fin:	1:36.41	(48)				4.79	131.21	Avg:	98.62	



## Kvitfjell (NOR)



8th Women's Downhill

THU 2 MAR 2023

Start Time 11:00

### PERFORMANCE ANALYSIS BY RANK 2ND TRAINING

Number of Competitors: 53 Number of NSAs: 13

Rank	Bib	Name Ski	NSA Code	Positions			Partials		Difference		Speed				
				Pos	Time	Rank	Pos	Time	Rank	Time	Dist.(m)	Pos.	(km/h)	Rank	
49	46	HIRTL-STANGGASSINGER Katrin Head	GER	Int1:	24.45	(52)	11-12:	23.79	(43)	1.79		Sp1	96.69	(47)	
				Int2:	48.24	(51)	12-13:	18.71	(48)	2.57		Sp2	107.80	(47)	
				Int3:	1:06.95	(50)	13-14:	12.96	(39)	3.57					
				Int4:	1:19.91	(50)	14-Fin:	16.61	(44)	4.17					
				Fin:	1:36.52	(49)				4.90	134.07	Avg:	98.50		
50	53	GRENIER Valerie Rossignol	CAN	Int1:	24.26	(50)	11-12:	24.28	(52)	1.60		Sp1	97.75	(42)	
				Int2:	48.54	(52)	12-13:	18.44	(38)	2.87					
				Int3:	1:06.98	(51)	13-14:	13.03	(45)	3.60					
				Int4:	1:20.01	(51)	14-Fin:	17.31	(51)	4.27					
				Fin:	1:37.32	(50)				5.70	154.68	Avg:	97.69		
51 *	33	REISINGER Elisabeth Head	AUT	Int1:	23.40	(15)	11-12:	23.42	(27)	0.74		Sp1	98.00	(41)	
				Int2:	46.82	(23)	12-13:	22.19	(53)	1.15		Sp2	115.00	(10)	
				Int3:	1:09.01	(53)	13-14:	13.24	(52)	5.63					
				Int4:	1:22.25	(53)	14-Fin:	16.24	(28)	6.51					
				Fin:	1:38.49	(51)				6.87	184.22	Avg:	96.53		
52 *	47	PICHLER Karoline Head	ITA	Int1:	24.68	(53)	11-12:	24.97	(53)	2.02		Sp1	90.98	(53)	
				Int2:	49.65	(53)	12-13:	19.09	(51)	3.98		Sp2	108.50	(45)	
				Int3:	1:08.74	(52)	13-14:	13.45	(53)	5.36					
				Int4:	1:22.19	(52)	14-Fin:	16.74	(48)	6.45					
				Fin:	1:38.93	(52)				7.31	195.15	Avg:	96.10		
53 *	23	TIPLER Tamara Salomon	AUT	Int1:	23.76	(39)	11-12:	23.49	(33)	1.10		Sp1	95.97	(52)	
				Int2:	47.25	(38)	12-13:	18.04	(17)	1.58		Sp2	76.00	(52)	
				Int3:	1:05.29	(27)	13-14:	12.73	(17)	1.91					
				Int4:	1:18.02	(26)	14-Fin:	24.12	(53)	2.28					
				Fin:	1:42.14	(53)				10.52	272.01	Avg:	93.08		

Intermediate Time Positions : Int. 1 = Inter1      Int. 2 = Inter2      Int. 3 = Inter3  
 Int. 4 = Inter4  
 Speed Measurement Positions : Sp 1 = Speed 1      Sp 2 = Speed 2

Legend:							
*	Gate(s) missed	Avg	Average	Dist.(m)	Distance in metres	Fin	Finish
Int	Intermediate	ix	Intermediate x	Pos.	Intermediate or speed position		
Sp	Speed trap						





# AUDI FIS SKI WORLD CUP 2022/23



8th Women's Downhill


THU 2 MAR 2023

## PERFORMANCE ANALYSIS BY BIB 2ND TRAINING

Start Time 11:00

Number of Competitors: 53 Number of NSAs: 13

Bib	Name Ski	NSA Code	Positions			Partials		Difference		Speed				
			Pos	Time	Rank	Pos	Time	Rank	Time	Dist.(m)	Pos.	(km/h)	Rank	
1	<b>SIEBENHOFER Ramona</b> Fischer	AUT	Int1:	23.47	(21)	11-12:	23.12	(8)	0.81		Sp1	96.69	(47)	
			Int2:	46.59	(15)	12-13:	17.86	(5)	0.92		Sp2	114.50	(11)	
			Int3:	1:04.45	(11)	13-14:	12.93	(36)	1.07					
			Int4:	1:17.38	(18)	14-Fin:	15.85	(2)	1.64					
			Fin:	1:33.23	(12)				1.61	45.61	Avg:	101.98		
2	<b>LIE Kajsa Vickhoff</b> Head	NOR	Int1:	23.22	(7)	11-12:	23.18	(13)	0.56		Sp1	99.71	(24)	
			Int2:	46.40	(9)	12-13:	17.92	(10)	0.73		Sp2	115.20	(8)	
			Int3:	1:04.32	(6)	13-14:	12.50	(6)	0.94					
			Int4:	1:16.82	(5)	14-Fin:	16.01	(13)	1.08					
			Fin:	1:32.83	(6)				1.21	34.42	Avg:	102.42		
3	<b>SHIFFRIN Mikaela</b> Atomic	USA	Int1:	23.12	(4)	11-12:	23.26	(17)	0.46		Sp1	99.65	(26)	
			Int2:	46.38	(6)	12-13:	17.99	(13)	0.71		Sp2	114.20	(13)	
			Int3:	1:04.37	(8)	13-14:	12.67	(14)	0.99					
			Int4:	1:17.04	(11)	14-Fin:	15.85	(2)	1.30					
			Fin:	1:32.89	(8)				1.27	36.11	Avg:	102.35		
4	<b>PIROVANO Laura</b> Head	ITA	Int1:	23.53	(28)	11-12:	23.41	(26)	0.87		Sp1	99.69	(25)	
			Int2:	46.94	(30)	12-13:	17.84	(4)	1.27		Sp2	113.60	(17)	
			Int3:	1:04.78	(19)	13-14:	12.75	(20)	1.40					
			Int4:	1:17.53	(19)	14-Fin:	16.03	(15)	1.79					
			Fin:	1:33.56	(17)				1.94	54.76	Avg:	101.62		
5	<b>NUFER Priska</b> Dynastar	SUI	Int1:	23.64	(32)	11-12:	23.59	(39)	0.98		Sp1	99.06	(34)	
			Int2:	47.23	(36)	12-13:	18.17	(25)	1.56		Sp2	113.30	(20)	
			Int3:	1:05.40	(29)	13-14:	12.74	(18)	2.02					
			Int4:	1:18.14	(28)	14-Fin:	16.16	(25)	2.40					
			Fin:	1:34.30	(28)				2.68	75.06	Avg:	100.82		
6	<b>HUETTER Cornelia</b> Head	AUT	Int1:	23.17	(6)	11-12:	23.17	(11)	0.51		Sp1	100.52	(17)	
			Int2:	46.34	(4)	12-13:	17.70	(1)	0.67		Sp2	115.80	(6)	
			Int3:	1:04.04	(2)	13-14:	12.62	(12)	0.66					
			Int4:	1:16.66	(3)	14-Fin:	15.77	(1)	0.92					
			Fin:	1:32.43	(2)				0.81	23.14	Avg:	102.86		
7	<b>GOGGIA Sofia</b> Atomic	ITA	Int1:	22.86	(2)	11-12:	22.81	(1)	0.20		Sp1	105.82	(1)	
			Int2:	45.67	(1)	12-13:	17.71	(2)	0.00		Sp2	116.30	(3)	
			Int3:	1:03.38	(1)	13-14:	12.36	(1)	0.00					
			Int4:	1:15.74	(1)	14-Fin:	15.88	(4)	0.00					
			Fin:	1:31.62	(1)				0.00	0.00	Avg:	103.77		
8	<b>MOWINCKEL Ragnhild</b> Head	NOR	Int1:	23.52	(26)	11-12:	22.88	(2)	0.86		Sp1	100.75	(14)	
			Int2:	46.40	(9)	12-13:	17.93	(12)	0.73		Sp2	113.50	(19)	
			Int3:	1:04.33	(7)	13-14:	12.64	(13)	0.95					
			Int4:	1:16.97	(8)	14-Fin:	15.91	(7)	1.23					
			Fin:	1:32.88	(7)				1.26	35.83	Avg:	102.36		



## Kvitfjell (NOR)



8th Women's Downhill


THU 2 MAR 2023

### PERFORMANCE ANALYSIS BY BIB 2ND TRAINING

Start Time 11:00

Number of Competitors: 53    Number of NSAs: 13

Bib	Name Ski	NSA Code	Positions			Partials		Difference		Speed			
			Pos	Time	Rank	Pos	Time	Rank	Time	Dist.(m)	Pos.	(km/h)	Rank
9	FLURY Jasmine Fischer	SUI	Int1:	23.42	(17)	11-12:	23.20	(16)	0.76		Sp1	102.73	(4)
			Int2:	46.62	(18)	12-13:	17.92	(10)	0.95		Sp2	112.10	(28)
			Int3:	1:04.54	(15)	13-14:	12.69	(15)	1.16				
			Int4:	1:17.23	(14)	14-Fin:	16.14	(23)	1.49				
			Fin:	1:33.37	(16)				1.75	49.50	Avg:	101.83	
10	WEIDLE Kira Rossignol	GER	Int1:	23.29	(10)	11-12:	23.10	(6)	0.63		Sp1	101.15	(12)
			Int2:	46.39	(7)	12-13:	17.88	(8)	0.72		Sp2	115.30	(7)
			Int3:	1:04.27	(5)	13-14:	12.60	(11)	0.89				
			Int4:	1:16.87	(6)	14-Fin:	15.95	(10)	1.13				
			Fin:	1:32.82	(5)				1.20	34.14	Avg:	102.43	
11	PUCHNER Mirjam Atomic	AUT	Int1:	23.32	(11)	11-12:	23.14	(9)	0.66		Sp1	100.71	(15)
			Int2:	46.46	(12)	12-13:	17.80	(3)	0.79		Sp2	115.20	(8)
			Int3:	1:04.26	(4)	13-14:	12.47	(4)	0.88				
			Int4:	1:16.73	(4)	14-Fin:	15.90	(5)	0.99				
			Fin:	1:32.63	(3)				1.01	28.80	Avg:	102.64	
12	STUHEC Ilka Kaestle	SLO	Int1:	23.42	(17)	11-12:	23.18	(13)	0.76		Sp1	99.83	(23)
			Int2:	46.60	(17)	12-13:	18.00	(14)	0.93		Sp2	114.20	(13)
			Int3:	1:04.60	(17)	13-14:	12.46	(3)	1.22				
			Int4:	1:17.06	(12)	14-Fin:	16.05	(16)	1.32				
			Fin:	1:33.11	(10)				1.49	42.26	Avg:	102.11	
13	ORTLIEB Nina Head	AUT	Int1:	23.48	(23)	11-12:	23.40	(25)	0.82		Sp1	103.32	(3)
			Int2:	46.88	(24)	12-13:	18.11	(22)	1.21		Sp2	112.70	(25)
			Int3:	1:04.99	(23)	13-14:	12.58	(9)	1.61				
			Int4:	1:17.57	(20)	14-Fin:	16.18	(27)	1.83				
			Fin:	1:33.75	(21)				2.13	60.00	Avg:	101.41	
14	SUTER Corinne Head	SUI	Int1:	23.10	(3)	11-12:	23.29	(18)	0.44		Sp1	102.10	(7)
			Int2:	46.39	(7)	12-13:	18.01	(15)	0.72		Sp2	109.70	(43)
			Int3:	1:04.40	(9)	13-14:	12.54	(7)	1.02				
			Int4:	1:16.94	(7)	14-Fin:	16.24	(28)	1.20				
			Fin:	1:33.18	(11)				1.56	44.22	Avg:	102.03	
15	CURTONI Elena Head	ITA	Int1:	23.32	(11)	11-12:	23.31	(20)	0.66		Sp1	100.46	(18)
			Int2:	46.63	(19)	12-13:	18.22	(29)	0.96		Sp2	109.90	(41)
			Int3:	1:04.85	(21)	13-14:	12.85	(28)	1.47				
			Int4:	1:17.70	(22)	14-Fin:	16.35	(34)	1.96				
			Fin:	1:34.05	(25)				2.43	68.24	Avg:	101.09	
16	HAEHLEN Joana Atomic	SUI	Int1:	23.49	(24)	11-12:	23.43	(28)	0.83		Sp1	99.84	(22)
			Int2:	46.92	(28)	12-13:	18.19	(26)	1.25		Sp2	111.50	(32)
			Int3:	1:05.11	(25)	13-14:	12.74	(18)	1.73				
			Int4:	1:17.85	(25)	14-Fin:	15.94	(8)	2.11				
			Fin:	1:33.79	(23)				2.17	61.10	Avg:	101.37	
17	GUT-BEHRAMI Lara Head	SUI	Int1:	23.36	(13)	11-12:	23.18	(13)	0.70		Sp1	103.66	(2)
			Int2:	46.54	(13)	12-13:	17.86	(5)	0.87		Sp2	111.70	(30)
			Int3:	1:04.40	(9)	13-14:	12.59	(10)	1.02				
			Int4:	1:16.99	(9)	14-Fin:	16.05	(16)	1.25				
			Fin:	1:33.04	(9)				1.42	40.31	Avg:	102.19	
18	GISIN Michelle Salomon	SUI	Int1:	23.65	(33)	11-12:	23.57	(36)	0.99		Sp1	96.91	(45)
			Int2:	47.22	(35)	12-13:	18.19	(26)	1.55		Sp2	112.80	(24)
			Int3:	1:05.41	(30)	13-14:	12.81	(24)	2.03				
			Int4:	1:18.22	(30)	14-Fin:	16.34	(33)	2.48				
			Fin:	1:34.56	(30)				2.94	82.11	Avg:	100.55	





## Kvitfjell (NOR)



8th Women's Downhill


THU 2 MAR 2023

### PERFORMANCE ANALYSIS BY BIB 2ND TRAINING

Start Time 11:00

Number of Competitors: 53 Number of NSAs: 13

Bib	Name Ski	NSA Code	Positions			Partials		Difference		Speed				
			Pos	Time	Rank	Pos	Time	Rank	Time	Dist.(m)	Pos.	(km/h)	Rank	
19	<b>BRIGNONE Federica</b> Rossignol	ITA	Int1:	23.26	(8)	11-12:	23.33	(21)	0.60		Sp1	102.70	(5)	
			Int2:	46.59	(15)	12-13:	17.86	(5)	0.92		Sp2	113.10	(22)	
			Int3:	1:04.45	(11)	13-14:	12.88	(29)	1.07					
			Int4:	1:17.33	(17)	14-Fin:	16.46	(38)	1.59					
			Fin:	1:33.79	(23)				2.17	61.10	Avg:	101.37		
20	<b>JOHNSON Breezy</b> Atomic	USA	Int1:	23.53	(28)	11-12:	23.01	(5)	0.87		Sp1	100.88	(13)	
			Int2:	46.54	(13)	12-13:	18.01	(15)	0.87		Sp2	116.90	(1)	
			Int3:	1:04.55	(16)	13-14:	12.72	(16)	1.17					
			Int4:	1:17.27	(15)	14-Fin:	15.98	(12)	1.53					
			Fin:	1:33.25	(13)				1.63	46.16	Avg:	101.96		
21	<b>BASSINO Marta</b> Salomon	ITA	Int1:	23.49	(24)	11-12:	23.90	(49)	0.83		Sp1	99.23	(32)	
			Int2:	47.39	(39)	12-13:	18.27	(31)	1.72		Sp2	111.90	(29)	
			Int3:	1:05.66	(35)	13-14:	12.89	(30)	2.28					
			Int4:	1:18.55	(35)	14-Fin:	16.57	(42)	2.81					
			Fin:	1:35.12	(35)				3.50	97.18	Avg:	99.95		
22	<b>VENIER Stephanie</b> Head	AUT	Int1:	23.37	(14)	11-12:	23.29	(18)	0.71		Sp1	101.87	(9)	
			Int2:	46.66	(21)	12-13:	18.07	(19)	0.99		Sp2	113.10	(22)	
			Int3:	1:04.73	(18)	13-14:	12.49	(5)	1.35					
			Int4:	1:17.22	(13)	14-Fin:	16.07	(20)	1.48					
			Fin:	1:33.29	(14)				1.67	47.28	Avg:	101.91		
*23	<b>TIPPLER Tamara</b> Salomon	AUT	Int1:	23.76	(39)	11-12:	23.49	(33)	1.10		Sp1	95.97	(52)	
			Int2:	47.25	(38)	12-13:	18.04	(17)	1.58		Sp2	76.00	(52)	
			Int3:	1:05.29	(27)	13-14:	12.73	(17)	1.91					
			Int4:	1:18.02	(26)	14-Fin:	24.12	(53)	2.28					
			Fin:	1:42.14	(53)				10.52	272.01	Avg:	93.08		
24	<b>AGER Christina</b> Atomic	AUT	Int1:	23.14	(5)	11-12:	23.10	(6)	0.48		Sp1	101.23	(11)	
			Int2:	46.24	(2)	12-13:	17.89	(9)	0.57		Sp2	113.30	(20)	
			Int3:	1:04.13	(3)	13-14:	12.44	(2)	0.75					
			Int4:	1:16.57	(2)	14-Fin:	16.08	(21)	0.83					
			Fin:	1:32.65	(4)				1.03	29.36	Avg:	102.62		
25	<b>DELAGO Nicol</b> Atomic	ITA	Int1:	23.56	(30)	11-12:	23.58	(38)	0.90		Sp1	100.02	(21)	
			Int2:	47.14	(32)	12-13:	18.04	(17)	1.47		Sp2	111.70	(30)	
			Int3:	1:05.18	(26)	13-14:	13.01	(44)	1.80					
			Int4:	1:18.19	(29)	14-Fin:	16.02	(14)	2.45					
			Fin:	1:34.21	(27)				2.59	72.61	Avg:	100.92		
26	<b>GAUCHE Laura</b> Head	FRA	Int1:	23.66	(34)	11-12:	23.50	(35)	1.00		Sp1	99.61	(27)	
			Int2:	47.16	(33)	12-13:	18.13	(24)	1.49		Sp2	112.20	(27)	
			Int3:	1:05.29	(27)	13-14:	12.76	(21)	1.91					
			Int4:	1:18.05	(27)	14-Fin:	16.12	(22)	2.31					
			Fin:	1:34.17	(26)				2.55	71.51	Avg:	100.96		
27	<b>DELAGO Nadia</b> Atomic	ITA	Int1:	23.44	(19)	11-12:	23.49	(33)	0.78		Sp1	98.97	(35)	
			Int2:	46.93	(29)	12-13:	18.09	(21)	1.26		Sp2	114.00	(15)	
			Int3:	1:05.02	(24)	13-14:	12.81	(24)	1.64					
			Int4:	1:17.83	(24)	14-Fin:	15.94	(8)	2.09					
			Fin:	1:33.77	(22)				2.15	60.55	Avg:	101.39		
*28	<b>RAEDLER Ariane</b> Head	AUT	Int1:	22.66	(1)	11-12:	23.60	(40)	0.00		Sp1	96.50	(49)	
			Int2:	46.26	(3)	12-13:	18.19	(26)	0.59		Sp2	110.10	(39)	
			Int3:	1:04.45	(11)	13-14:	12.54	(7)	1.07					
			Int4:	1:16.99	(9)	14-Fin:	16.35	(34)	1.25					
			Fin:	1:33.34	(15)				1.72	48.67	Avg:	101.86		



## Kvitfjell (NOR)



8th Women's Downhill


THU 2 MAR 2023

### PERFORMANCE ANALYSIS BY BIB 2ND TRAINING

Start Time 11:00

Number of Competitors: 53 Number of NSAs: 13

Bib	Name Ski	NSA Code	Positions			Partials		Difference		Speed			
			Pos	Time	Rank	Pos	Time	Rank	Time	Dist.(m)	Pos.	(km/h)	Rank
29	<b>WRIGHT Isabella</b> Atomic	USA	Int1:	23.28	(9)	11-12:	23.35	(24)	0.62		Sp1	99.60	(28)
			Int2:	46.63	(19)	12-13:	18.22	(29)	0.96		Sp2	106.40	(48)
			Int3:	1:04.85	(21)	13-14:	12.81	(24)	1.47				
			Int4:	1:17.66	(21)	14-Fin:	16.05	(16)	1.92				
			Fin:	1:33.71	(20)				2.09	58.90	Avg:	101.46	
30	<b>SCHMIDHOFER Nicole</b> Fischer	AUT	Int1:	23.89	(43)	11-12:	23.73	(42)	1.23		Sp1	96.43	(50)
			Int2:	47.62	(43)	12-13:	18.60	(45)	1.95		Sp2	109.40	(44)
			Int3:	1:06.22	(43)	13-14:	13.04	(47)	2.84				
			Int4:	1:19.26	(44)	14-Fin:	16.52	(40)	3.52				
			Fin:	1:35.78	(40)				4.16	114.71	Avg:	99.26	
31	<b>HOLDENER Wendy</b> Head	SUI	Int1:	23.57	(31)	11-12:	23.33	(21)	0.91		Sp1	100.53	(16)
			Int2:	46.90	(26)	12-13:	18.56	(42)	1.23		Sp2	111.20	(34)
			Int3:	1:05.46	(31)	13-14:	12.96	(39)	2.08				
			Int4:	1:18.42	(32)	14-Fin:	16.61	(44)	2.68				
			Fin:	1:35.03	(34)				3.41	94.77	Avg:	100.05	
32	<b>WORLEY Tessa</b> Rossignol	FRA	Int1:	23.75	(38)	11-12:	23.79	(43)	1.09		Sp1	96.88	(46)
			Int2:	47.54	(41)	12-13:	18.36	(35)	1.87		Sp2	110.00	(40)
			Int3:	1:05.90	(39)	13-14:	13.21	(51)	2.52				
			Int4:	1:19.11	(41)	14-Fin:	16.73	(47)	3.37				
			Fin:	1:35.84	(44)				4.22	116.29	Avg:	99.20	
*33	<b>REISINGER Elisabeth</b> Head	AUT	Int1:	23.40	(15)	11-12:	23.42	(27)	0.74		Sp1	98.00	(41)
			Int2:	46.82	(23)	12-13:	22.19	(53)	1.15		Sp2	115.00	(10)
			Int3:	1:09.01	(53)	13-14:	13.24	(52)	5.63				
			Int4:	1:22.25	(53)	14-Fin:	16.24	(28)	6.51				
			Fin:	1:38.49	(51)				6.87	184.22	Avg:	96.53	
34	<b>FEST Nadine</b> Salomon	AUT	Int1:	23.45	(20)	11-12:	23.00	(4)	0.79		Sp1	99.33	(31)
			Int2:	46.45	(11)	12-13:	18.39	(37)	0.78		Sp2	114.50	(11)
			Int3:	1:04.84	(20)	13-14:	12.89	(30)	1.46				
			Int4:	1:17.73	(23)	14-Fin:	15.97	(11)	1.99				
			Fin:	1:33.70	(19)				2.08	58.63	Avg:	101.47	
35	<b>GRITSCH Franziska</b> Head	AUT	Int1:	23.74	(37)	11-12:	23.14	(9)	1.08		Sp1	96.27	(51)
			Int2:	46.88	(24)	12-13:	18.96	(50)	1.21		Sp2	116.00	(5)
			Int3:	1:05.84	(38)	13-14:	12.97	(41)	2.46				
			Int4:	1:18.81	(38)	14-Fin:	15.90	(5)	3.07				
			Fin:	1:34.71	(31)				3.09	86.17	Avg:	100.39	
36	<b>DURRER Delia</b> Head	SUI	Int1:	23.41	(16)	11-12:	22.95	(3)	0.75		Sp1	101.97	(8)
			Int2:	46.36	(5)	12-13:	18.11	(22)	0.69		Sp2	111.10	(35)
			Int3:	1:04.47	(14)	13-14:	12.82	(27)	1.09				
			Int4:	1:17.29	(16)	14-Fin:	16.29	(30)	1.55				
			Fin:	1:33.58	(18)				1.96	55.31	Avg:	101.60	
37	<b>MUZAFERIJA Elvedina</b> Atomic	BIH	Int1:	23.77	(40)	11-12:	23.47	(31)	1.11		Sp1	100.42	(19)
			Int2:	47.24	(37)	12-13:	18.45	(40)	1.57		Sp2	110.40	(38)
			Int3:	1:05.69	(36)	13-14:	12.80	(23)	2.31				
			Int4:	1:18.49	(34)	14-Fin:	16.47	(39)	2.75				
			Fin:	1:34.96	(33)				3.34	92.89	Avg:	100.12	
38	<b>SUTER Juliana</b> Atomic	SUI	Int1:	23.97	(45)	11-12:	23.57	(36)	1.31		Sp1	100.04	(20)
			Int2:	47.54	(41)	12-13:	18.07	(19)	1.87		Sp2	111.40	(33)
			Int3:	1:05.61	(34)	13-14:	13.13	(49)	2.23				
			Int4:	1:18.74	(37)	14-Fin:	16.57	(42)	3.00				
			Fin:	1:35.31	(37)				3.69	102.25	Avg:	99.75	



## Kvitfjell (NOR)



8th Women's Downhill

THU 2 MAR 2023

### PERFORMANCE ANALYSIS BY BIB 2ND TRAINING

Start Time 11:00

Number of Competitors: 53 Number of NSAs: 13

Bib	Name Ski	NSA Code	Positions			Partials		Difference		Speed			
			Pos	Time	Rank	Pos	Time	Rank	Time	Dist.(m)	Pos.	(km/h)	Rank
39	<b>CASHMAN Keely</b> Rossignol	USA	Int1:	23.84	(42)	11-12:	23.66	(41)	1.18		Sp1	98.36	(39)
			Int2:	47.50	(40)	12-13:	18.65	(46)	1.83		Sp2	113.90	(16)
			Int3:	1:06.15	(42)	13-14:	13.00	(43)	2.77				
			Int4:	1:19.15	(42)	14-Fin:	16.55	(41)	3.41				
			Fin:	1:35.70	(38)				4.08	112.59	Avg:	99.35	
40	<b>JENAL Stephanie</b> Atomic	SUI	Int1:	24.05	(47)	11-12:	24.10	(50)	1.39		Sp1	98.31	(40)
			Int2:	48.15	(49)	12-13:	18.44	(38)	2.48		Sp2	109.80	(42)
			Int3:	1:06.59	(48)	13-14:	13.03	(45)	3.21				
			Int4:	1:19.62	(47)	14-Fin:	16.79	(49)	3.88				
			Fin:	1:36.41	(48)				4.79	131.21	Avg:	98.62	
41	<b>ROBINSON Alice</b> Salomon	NZL	Int1:	23.70	(35)	11-12:	23.33	(21)	1.04		Sp1	98.59	(36)
			Int2:	47.03	(31)	12-13:	19.81	(52)	1.36		Sp2	116.20	(4)
			Int3:	1:06.84	(49)	13-14:	12.90	(33)	3.46				
			Int4:	1:19.74	(49)	14-Fin:	16.06	(19)	4.00				
			Fin:	1:35.80	(41)				4.18	115.23	Avg:	99.24	
42	<b>AICHER Emma</b> Head	GER	Int1:	23.52	(26)	11-12:	23.17	(11)	0.86		Sp1	99.42	(29)
			Int2:	46.69	(22)	12-13:	18.81	(49)	1.02		Sp2	113.60	(17)
			Int3:	1:05.50	(33)	13-14:	12.76	(21)	2.12				
			Int4:	1:18.26	(31)	14-Fin:	16.17	(26)	2.52				
			Fin:	1:34.43	(29)				2.81	78.59	Avg:	100.68	
43	<b>MANGAN Tricia</b> Head	USA	Int1:	23.72	(36)	11-12:	23.48	(32)	1.06		Sp1	101.57	(10)
			Int2:	47.20	(34)	12-13:	18.51	(41)	1.53		Sp2	116.60	(2)
			Int3:	1:05.71	(37)	13-14:	12.90	(33)	2.33				
			Int4:	1:18.61	(36)	14-Fin:	16.15	(24)	2.87				
			Fin:	1:34.76	(32)				3.14	87.51	Avg:	100.33	
*44	<b>MORENO Cande</b> Head	AND	Int1:	23.47	(21)	11-12:	23.44	(29)	0.81		Sp1	99.17	(33)
			Int2:	46.91	(27)	12-13:	18.57	(43)	1.24		Sp2	103.80	(51)
			Int3:	1:05.48	(32)	13-14:	12.94	(38)	2.10				
			Int4:	1:18.42	(32)	14-Fin:	17.41	(52)	2.68				
			Fin:	1:35.83	(43)				4.21	116.02	Avg:	99.21	
45	<b>SMADJA CLEMENT Karen</b> Head	FRA	Int1:	24.02	(46)	11-12:	23.80	(45)	1.36		Sp1	99.41	(30)
			Int2:	47.82	(47)	12-13:	18.65	(46)	2.15		Sp2	112.30	(26)
			Int3:	1:06.47	(46)	13-14:	12.93	(36)	3.09				
			Int4:	1:19.40	(45)	14-Fin:	16.30	(31)	3.66				
			Fin:	1:35.70	(38)				4.08	112.59	Avg:	99.35	
46	<b>HIRTL-STANGGASSINGER Katrin</b> Head	GER	Int1:	24.45	(52)	11-12:	23.79	(43)	1.79		Sp1	96.69	(47)
			Int2:	48.24	(51)	12-13:	18.71	(48)	2.57		Sp2	107.80	(47)
			Int3:	1:06.95	(50)	13-14:	12.96	(39)	3.57				
			Int4:	1:19.91	(50)	14-Fin:	16.61	(44)	4.17				
			Fin:	1:36.52	(49)				4.90	134.07	Avg:	98.50	
*47	<b>PICHLER Karoline</b> Head	ITA	Int1:	24.68	(53)	11-12:	24.97	(53)	2.02		Sp1	90.98	(53)
			Int2:	49.65	(53)	12-13:	19.09	(51)	3.98		Sp2	108.50	(45)
			Int3:	1:08.74	(52)	13-14:	13.45	(53)	5.36				
			Int4:	1:22.19	(52)	14-Fin:	16.74	(48)	6.45				
			Fin:	1:38.93	(52)				7.31	195.15	Avg:	96.10	
48	<b>CERUTTI Camille</b> Atomic	FRA	Int1:	24.09	(48)	11-12:	24.11	(51)	1.43		Sp1	97.32	(44)
			Int2:	48.20	(50)	12-13:	18.35	(34)	2.53		Sp2	110.90	(37)
			Int3:	1:06.55	(47)	13-14:	13.14	(50)	3.17				
			Int4:	1:19.69	(48)	14-Fin:	16.41	(36)	3.95				
			Fin:	1:36.10	(47)				4.48	123.12	Avg:	98.93	

