



AUDI FIS SKI WORLD CUP 2022/23




Kvitfjell (NOR)

8th Women's Downhill

ENTRY LIST BY NSA

Number of Competitors: 46, Number of NSAs: 13

NSA	FIS Code	Name	Date of Birth	FIS Points (23rd of February 2023 - List 17)						
				DH	SL	GS	SG	AC		
AND (1)	25210	MORENO Cande	30 OCT 2000	28.81 (75)	236.28(3475)	123.83(2288)	49.77 (177)	97.13 (130)		
AUS (1)	45331	SMALL Greta	16 OCT 1995	34.09 (91)	142.88(2573)	90.77(1642)	54.91 (204)	95.85 (127)		
AUT (10)	56258	AGER Christina	11 NOV 1995	17.23 (38)	150.42(2697)	104.22(1929)	15.83 (29)	39.38 (15)		
	56417	FEST Nadine	28 JUN 1998	15.00 (35)	119.52(2177)	25.21 (100)	15.60 (27)	37.37 (14)		
	56392	GRITSCH Franziska	15 MAR 1997	18.21 (40)	7.33 (17)	15.05 (31)	15.71 (28)	19.37 (7)		
	56128	HUETTER Cornelia	29 OCT 1992	2.98 (8)	999.99(4082)	214.47(3300)	2.29 (8)	127.40 (246)		
	56328	ORTLIEB Nina	2 APR 1996	2.68 (7)	437.84(3948)	41.93 (392)	6.77 (16)	49.24 (25)		
	56125	PUCHNER Mirjam	18 MAY 1992	4.66 (16)	504.66(3996)	79.79(1364)	5.13 (13)	112.82 (191)		
	56311	REISINGER Elisabeth	2 AUG 1996	11.03 (28)	516.83(4002)	95.30(1739)	17.01 (34)	66.44 (51)		
	56087	SIEBENHOFER Ramona	29 JUL 1991	3.58 (13)	314.78(3777)	12.45 (18)	9.85 (19)	45.04 (21)		
	56088	TIPPLER Tamara	9 APR 1991	10.78 (27)	999.99(4082)	424.76(3891)	3.33 (10)	999.99(1069)		
	56177	VENIER Stephanie	19 DEC 1993	7.90 (24)	456.74(3966)	181.97(3026)	19.26 (38)	176.31 (424)		
BIH (1)	715171	MUZAFERIJA Elvedina	20 AUG 1999	20.87 (46)	156.95(2782)	73.01(1189)	33.26 (94)	131.85 (260)		
CAN (1)	107697	FLECKENSTEIN Stefanie	6 SEP 1997	37.27 (101)	25.97 (128)	28.43 (141)	36.55 (111)	90.64 (112)		
FRA (3)	197956	CERUTTI Camille	22 DEC 1998	31.78 (84)	138.24(2499)	47.00 (509)	26.29 (71)	87.80 (99)		
	197641	GAUCHE Laura	4 MAR 1995	12.00 (29)	403.77(3913)	68.33(1078)	11.31 (24)	49.37 (26)		
	198029	SMADJA CLEMENT Karen	29 JAN 1999	31.01 (80)	107.42(1903)	32.20 (193)	23.34 (52)	72.17 (59)		
GER (3)	507168	AICHER Emma	13 NOV 2003	27.28 (67)	13.24 (34)	20.61 (61)	16.76 (32)	52.33 (31)		
	206759	HIRTLE-STANGGASSINGER Katrin	7 MAY 1998	31.14 (82)	86.52(1437)	35.61 (260)	21.50 (47)	96.39 (129)		
	206668	WEIDLE Kira	24 FEB 1996	5.42 (18)	787.64(4071)	54.53 (699)	12.72 (26)	133.25 (269)		
ITA (7)	297601	BRIGNONE Federica	14 JUL 1990	6.75 (19)	22.54 (79)	1.20 (7)	0.00 (1)	20.72 (8)		
	297910	CURTONI Elena	3 FEB 1991	3.29 (12)	273.63(3654)	25.30 (103)	1.13 (5)	39.50 (16)		
	299630	DELAGO Nadia	12 NOV 1997	6.95 (21)	458.37(3971)	108.68(2005)	23.00 (51)	85.05 (90)		
	299466	DELAGO Nicol	5 JAN 1996	14.87 (34)	244.65(3525)	189.26(3091)	21.22 (45)	74.89 (63)		
	298323	GOGGIA Sofia	15 NOV 1992	0.00 (1)	352.02(3851)	17.45 (40)	0.00 (1)	67.40 (53)		
	299383	MELESI Roberta	18 JUL 1996	36.76 (97)	233.67(3458)	19.15 (53)	21.32 (46)	70.85 (56)		
	299624	PIROVANO Laura	20 NOV 1997	12.78 (31)	169.65(2958)	34.69 (243)	21.81 (49)	59.99 (42)		
NOR (2)	426257	LIE Kajsa Vickhoff	20 JUN 1998	8.53 (26)	71.01(1045)	45.52 (479)	10.86 (22)	36.53 (13)		
	425929	MOWINCKEL Ragnhild	12 SEP 1992	3.04 (9)	224.63(3406)	3.84 (9)	1.18 (6)	20.91 (9)		
NZL (1)	415232	ROBINSON Alice	1 DEC 2001	26.74 (64)	126.98(2306)	13.86 (22)	9.01 (18)	114.42 (196)		
SLO (1)	565360	STUHEC Ilka	26 OCT 1990	0.87 (4)	89.51(1511)	67.59(1059)	12.14 (25)	64.35 (47)		



Kvitfjell (NOR)


8th Women's Downhill

ENTRY LIST BY NSA

Number of Competitors: 46, Number of NSAs: 13

NSA	FIS Code	Name	Date of Birth	FIS Points (23rd of February 2023 - List 17)						
				DH	SL	GS	SG	AC		
SUI (9)	516705	DURRER Delia	14 NOV 2002	19.59 (42)	84.05(1360)	34.36 (236)	25.95 (70)	103.49 (152)		
	516248	FLURY Jasmine	16 SEP 1993	6.84 (20)	999.99(4082)	113.21(2094)	10.89 (23)	309.54 (753)		
	516284	GISIN Michelle	5 DEC 1993	4.00 (15)	2.88 (8)	6.39 (10)	2.82 (9)	1.00 (2)		
	516138	GUT-BEHRAMI Lara	27 APR 1991	1.15 (5)	269.73(3638)	0.41 (5)	0.00 (1)	142.05 (304)		
	516185	HAEHLEN Joana	23 JAN 1992	3.92 (14)	940.64(4079)	224.15(3370)	10.74 (21)	267.66 (690)		
	516517	JENAL Stephanie	9 MAR 1998	24.65 (58)	155.64(2763)	58.25 (800)	25.40 (65)	93.93 (120)		
	516219	NUFER Priska	11 FEB 1992	3.09 (10)	551.61(4018)	32.67 (202)	24.85 (57)	94.98 (125)		
	516319	SUTER Corinne	28 SEP 1994	0.00 (1)	999.99(4082)	36.05 (265)	3.57 (11)	181.13 (441)		
	516519	SUTER Juliana	23 APR 1998	20.89 (47)	136.80(2474)	65.04 (982)	25.65 (67)	94.01 (121)		
USA (6)	6536213	CASHMAN Keely	4 APR 1999	23.60 (55)	50.41 (542)	31.01 (177)	29.91 (82)	102.14 (146)		
	6535455	JOHNSON Breezy	19 JAN 1996	3.09 (10)	244.23(3521)	173.51(2947)	16.32 (30)	111.82 (189)		
	6536821	MACUGA Lauren	4 JUL 2002	35.26 (95)	143.51(2581)	34.82 (246)	35.55 (107)	133.24 (268)		
	6535765	MANGAN Tricia	7 MAR 1997	28.21 (73)	48.36 (500)	23.95 (89)	35.59 (108)	81.44 (75)		
	6535237	SHIFFRIN Mikaela	13 MAR 1995	7.11 (23)	0.00 (1)	0.00 (1)	0.75 (4)	1.50 (3)		
	6535791	WRIGHT Isabella	10 FEB 1997	14.20 (33)	81.50(1300)	55.14 (713)	26.36 (72)	129.86 (253)		

Legend:							
-	No points	AC	Alpine Combined	DH	Downhill	GS	Giant Slalom
SG	Super-G	SL	Slalom				





AUDI FIS SKI WORLD CUP 2022/23



Kvitfjell (NOR)

8th Women's Downhill

SAT 4 MAR 2023



DRAW LIST

Start Time 11:00

Number of Competitors: 46, Number of NSAs: 13

Rank 120 in the FIS List: WENIG Michaela 46.02 FIS Points

No.	FIS Code	Name	NSA Code	WCSL-DH	WCSL-O	FIS DH
1	298323	GOGGIA Sofia	ITA	775 (1)	996 (6)	0.00 (1)
2	565360	STUHEC Ilka	SLO	487 (2)	545 (17)	0.87 (4)
3	516319	SUTER Corinne	SUI	458 (3)	739 (12)	0.00 (1)
4	297910	CURTONI Elena	ITA	379 (4)	864 (9)	3.29 (12)
5	56125	PUCHNER Mirjam	AUT	363 (5)	638 (14)	4.66 (16)
6	206668	WEIDLE Kira	GER	344 (6)	506 (19)	5.42 (18)
7	56328	ORTLIEB Nina	AUT	326 (7)	353 (29)	2.68 (7)
8	516248	FLURY Jasmine	SUI	318 (8)	473 (21)	6.84 (20)
9	425929	MOWINCKEL Ragnhild	NOR	312 (9)	1143 (5)	3.04 (9)
10	56128	HUETTER Cornelia	AUT	301 (10)	713 (13)	2.98 (8)
11	516138	GUT-BEHRAMI Lara	SUI	300 (11)	1337 (2)	1.15 (5)
12	516185	HAEHLEN Joana	SUI	266 (12)	478 (20)	3.92 (14)
13	6535455	JOHNSON Breezy	USA	247 (13)	287 (40)	3.09 (10)
14	516219	NUFER Priska	SUI	223 (14)	303 (36)	3.09 (10)
15	6535237	SHIFFRIN Mikaela	USA	211 (15)	2340 (1)	7.11 (23)
16	299624	PIROVANO Laura	ITA	209 (16)	284 (41)	12.78 (31)
17	297601	BRIGNONE Federica	ITA	202 (17)	1334 (3)	6.75 (19)
18	516284	GISIN Michelle	SUI	199 (18)	753 (11)	4.00 (15)
19	426257	LIE Kajsa Vickhoff	NOR	191 (19)	378 (28)	8.53 (26)
20	56087	SIEBENHOFER Ramona	AUT	184 (20)	513 (18)	3.58 (13)
21	197641	GAUCHE Laura	FRA	180 (21)	353 (29)	12.00 (29)
22	56177	VENIER Stephanie	AUT	177 (22)	272 (42)	7.90 (24)
23	299630	DELAGO Nadia	ITA	136 (24)	141 (57)	6.95 (21)
24	56088	TIPPLER Tamara	AUT	127 (25)	295 (39)	10.78 (27)
25	299466	DELAGO Nicol	ITA	123 (26)	140 (59)	14.87 (34)
26	6535791	WRIGHT Isabella	USA	106 (28)	149 (56)	14.20 (33)
27	56258	AGER Christina	AUT	83 (30)	98 (67)	17.23 (38)
28	516705	DURRER Delia	SUI	41 (35)	41 (92)	19.59 (42)
29	507168	AICHER Emma	GER	40 (36)	188 (52)	27.28 (67)
30	56311	REISINGER Elisabeth	AUT	37 (37)	49 (86)	11.03 (28)
31	56417	FEST Nadine	AUT	31 (38)	74 (75)	15.00 (35)
32	56392	GRITSCH Franziska	AUT	-	443 (26)	18.21 (40)
33	715171	MUZAFERIJA Elvedina	BIH	8 (51)	31 (97)	20.87 (46)
34	516519	SUTER Juliana	SUI	27 (40)	51 (85)	20.89 (47)
35	6536213	CASHMAN Keely	USA	5 (56)	9 (123)	23.60 (55)
36	516517	JENAL Stephanie	SUI	28 (39)	40 (93)	24.65 (58)
37	415232	ROBINSON Alice	NZL	25 (41)	332 (31)	26.74 (64)
38	6535765	MANGAN Tricia	USA	15 (43)	15 (113)	28.21 (73)



Kvitfjell (NOR)



8th Women's Downhill

SAT 4 MAR 2023

DRAW LIST

Start Time 11:00


Number of Competitors: 46, Number of NSAs: 13

Rank 120 in the FIS List: WENIG Michaela 46.02 FIS Points

No.	FIS Code	Name	NSA Code	WCSL-DH	WCSL-O	FIS DH
39	25210	MORENO Cande	AND	10 (47)	10 (120)	28.81 (75)
40	198029	SMADJA CLEMENT Karen	FRA	-	18 (111)	31.01 (80)
41	206759	HIRTL-STANGGASSINGER Katrin	GER	4 (58)	4 (141)	31.14 (82)
42	197956	CERUTTI Camille	FRA	1 (63)	8 (129)	31.78 (84)
43	45331	SMALL Greta	AUS	-	-	34.09 (91)
44	6536821	MACUGA Lauren	USA	1 (63)	1 (152)	35.26 (95)
45	299383	MELESI Roberta	ITA	-	78 (74)	36.76 (97)
46	107697	FLECKENSTEIN Stefanie	CAN	8 (51)	8 (129)	37.27 (101)

Legend:

- No points
No. Control Number
FIS DH FIS points for Downhill (17th FIS points list 2022/2023)
WCSL-DH FIS World Cup Start List points for Downhill
WCSL-O Overall FIS World Cup Start List points





AUDI FIS SKI WORLD CUP 2022/23



Kvitfjell (NOR)

8th Women's Downhill


SAT 4 MAR 2023

START LIST

Start Time 11:00

Number of Competitors: 46, Number of NSAs: 13

Bib	FIS Code	Name	Year of Birth	NSA Code	Time	Ski
1	516185	HAEHLEN Joana	1992	SUI		Atomic
2	516219	NUFER Priska	1992	SUI		Dynastar
3	426257	LIE Kajsja Vickhoff	1998	NOR		Head
4	6535237	SHIFFRIN Mikaela	1995	USA		Atomic
5	56087	SIEBENHOFER Ramona	1991	AUT		Fischer
6	56128	HUETTER Cornelia	1992	AUT		Head
7	516319	SUTER Corinne	1994	SUI		Head
8	516248	FLURY Jasmine	1993	SUI		Fischer
9	56328	ORTLIEB Nina	1996	AUT		Head
10	565360	STUHEC Ilka	1990	SLO		Kaestle
11	297910	CURTONI Elena	1991	ITA		Head
12	298323	GOGGIA Sofia	1992	ITA		Atomic
13	56125	PUCHNER Mirjam	1992	AUT		Atomic
14	206668	WEIDLE Kira	1996	GER		Rossignol
15	425929	MOWINCKEL Ragnhild	1992	NOR		Head
-----break-----						
16	516284	GISIN Michelle	1993	SUI		Salomon
17	516138	GUT-BEHRAMI Lara	1991	SUI		Head
18	297601	BRIGNONE Federica	1990	ITA		Rossignol
19	6535455	JOHNSON Breezy	1996	USA		Atomic
20	299624	PIROVANO Laura	1997	ITA		Head
21	299466	DELAGO Nicol	1996	ITA		Atomic
22	6535791	WRIGHT Isabella	1997	USA		Atomic
-----break-----						
23	56311	REISINGER Elisabeth	1996	AUT		Head
24	197641	GAUCHE Laura	1995	FRA		Head
25	56258	AGER Christina	1995	AUT		Atomic
26	56177	VENIER Stephanie	1993	AUT		Head
27	56088	TIPPLER Tamara	1991	AUT		Salomon
28	516705	DURRER Delia	2002	SUI		Head
29	507168	AICHER Emma	2003	GER		Head
30	299630	DELAGO Nadia	1997	ITA		Atomic
-----break-----						
31	56417	FEST Nadine	1998	AUT		Salomon
32	56392	GRITSCH Franziska	1997	AUT		Head
33	715171	MUZAFERIJA Elvedina	1999	BIH		Atomic
34	516519	SUTER Juliana	1998	SUI		Atomic
35	6536213	CASHMAN Keely	1999	USA		Rossignol
36	516517	JENAL Stephanie	1998	SUI		Atomic
37	415232	ROBINSON Alice	2001	NZL		Salomon
38	6535765	MANGAN Tricia	1997	USA		Head
39	25210	MORENO Cande	2000	AND		Head
40	198029	SMADJA CLEMENT Karen	1999	FRA		Head
41	206759	HIRTL-STANGGASSINGER Katrin	1998	GER		Head
42	197956	CERUTTI Camille	1998	FRA		Atomic



Kvitfjell (NOR)

8th Women's Downhill

SAT 4 MAR 2023

START LIST

Start Time 11:00

Number of Competitors: 46, Number of NSAs: 13

Bib	FIS Code	Name	Year of Birth	NSA Code	Time	Ski
43	45331	SMALL Greta	1995	AUS		Atomic
44	6536821	MACUGA Lauren	2002	USA		Rossignol
45	299383	MELESI Roberta	1996	ITA		Dynastar
46	107697	FLECKENSTEIN Stefanie	1997	CAN		Rossignol

Jury

FIS Technical Delegate	JOHANSSON Roland	NOR
Referee	GERDOL Peter	FIS
Assistant Referee	SENIGAGLIESI Alberto	FIS
Chief of Race	BJØRGE Ole Johan	NOR

Technical Data

Course Name	Kvitfjell-Olympiabakken
Start Altitude	890m
Finish Altitude	182m
Vertical Drop	708m
Course Length	2641m
Homologation Number	12859/10/18

Race Information

Course Setter	SENIGAGLIESI Alberto	FIS
Gates	30	
Start Time	11:00	

Forerunners:

F1 - LARSEN Nikolai	NOR	F2 - TAKLO Jörgen	NOR	F3 - BUER Jonas	NOR
F4 - ANDERSEN Fredrik	NOR				

Legend:

YB Year of Birth



AUDI FIS SKI WORLD CUP 2022/23



Kvitfjell (NOR) 8th Women's Downhill OFFICIAL RESULTS

SAT 4 MAR 2023

Start Time 11:00

Number of Competitors: 46, Number of NSAs: 13

Penalty applied: 0.00

Rank	Bib	FIS Code	Name	YB	NSA Code	Time	Difference	Distance (m)	Race Points	Ski
1	3	426257	LIE Kajsa Vickhoff	1998	NOR	1:32.36			0.00	Head
2	12	298323	GOGGIA Sofia	1992	ITA	1:32.65	0.29	8.27	3.92	Atomic
3	7	516319	SUTER Corinne	1994	SUI	1:32.77	0.41	11.67	5.55	Head
4	10	565360	STUHEC Ilka	1990	SLO	1:32.97	0.61	17.33	8.26	Kaestle
5	5	56087	SIEBENHOFER Ramona	1991	AUT	1:33.15	0.79	22.40	10.69	Fischer
5	4	6535237	SHIFFRIN Mikaela	1995	USA	1:33.15	0.79	22.40	10.69	Atomic
7	18	297601	BRIGNONE Federica	1990	ITA	1:33.21	0.85	24.08	11.50	Rossignol
8	19	6535455	JOHNSON Breezy	1996	USA	1:33.23	0.87	24.65	11.77	Atomic
9	9	56328	ORTLIEB Nina	1996	AUT	1:33.25	0.89	25.21	12.05	Head
10	2	516219	NUFER Priska	1992	SUI	1:33.31	0.95	26.89	12.86	Dynastar
11	13	56125	PUCHNER Mirjam	1992	AUT	1:33.34	0.98	27.73	13.26	Atomic
12	22	6535791	WRIGHT Isabella	1997	USA	1:33.36	1.00	28.29	13.53	Atomic
13	11	297910	CURTONI Elena	1991	ITA	1:33.49	1.13	31.92	15.29	Head
14	1	516185	HAEHLEN Joana	1992	SUI	1:33.57	1.21	34.15	16.38	Atomic
15	20	299624	PIROVANO Laura	1997	ITA	1:33.63	1.27	35.82	17.19	Head
16	26	56177	VENIER Stephanie	1993	AUT	1:33.75	1.39	39.16	18.81	Head
17	8	516248	FLURY Jasmine	1993	SUI	1:33.92	1.56	43.87	21.11	Fischer
18	15	425929	MOWINCKEL Ragnhild	1992	NOR	1:33.95	1.59	44.70	21.52	Head
19	46	107697	FLECKENSTEIN Stefanie	1997	CAN	1:34.00	1.64	46.08	22.20	Rossignol
20	25	56258	AGER Christina	1995	AUT	1:34.02	1.66	46.63	22.47	Atomic
21	17	516138	GUT-BEHRAMI Lara	1991	SUI	1:34.05	1.69	47.46	22.87	Head
22	37	415232	ROBINSON Alice	2001	NZL	1:34.18	1.82	51.04	24.63	Salomon
23	29	507168	AICHER Emma	2003	GER	1:34.19	1.83	51.31	24.77	Head
24	28	516705	DURRER Delia	2002	SUI	1:34.33	1.97	55.15	26.66	Head
25	39	25210	MORENO Cande	2000	AND	1:34.36	2.00	55.98	27.07	Head
26	21	299466	DELAGO Nicol	1996	ITA	1:34.39	2.03	56.80	27.47	Atomic
27	36	516517	JENAL Stephanie	1998	SUI	1:34.47	2.11	58.99	28.56	Atomic
28	32	56392	GRITSCH Franziska	1997	AUT	1:34.72	2.36	65.80	31.94	Head
29	35	6536213	CASHMAN Keely	1999	USA	1:34.79	2.43	67.70	32.89	Rossignol
29	16	516284	GISIN Michelle	1993	SUI	1:34.79	2.43	67.70	32.89	Salomon
31	24	197641	GAUCHE Laura	1995	FRA	1:34.81	2.45	68.25	33.16	Head
32	44	6536821	MACUGA Lauren	2002	USA	1:34.90	2.54	70.69	34.38	Rossignol
33	31	56417	FEST Nadine	1998	AUT	1:34.98	2.62	72.85	35.46	Salomon
33	30	299630	DELAGO Nadia	1997	ITA	1:34.98	2.62	72.85	35.46	Atomic
35	23	56311	REISINGER Elisabeth	1996	AUT	1:34.99	2.63	73.12	35.59	Head
36	41	206759	HIRT-STANGGASSINGER Katrin	1998	GER	1:35.13	2.77	76.90	37.49	Head
37	42	197956	CERUTTI Camille	1998	FRA	1:35.18	2.82	78.25	38.17	Atomic
38	38	6535765	MANGAN Tricia	1997	USA	1:35.26	2.90	80.40	39.25	Head
39	34	516519	SUTER Juliana	1998	SUI	1:35.32	2.96	82.01	40.06	Atomic
40	40	198029	SMADJA CLEMENT Karen	1999	FRA	1:35.38	3.02	83.62	40.87	Head
41	33	715171	MUZAFERIJA Elvedina	1999	BIH	1:35.97	3.61	99.34	48.86	Atomic
42	43	45331	SMALL Greta	1995	AUS	1:36.08	3.72	102.25	50.35	Atomic

DID NOT FINISH: 2 competitors

6	56128	HUETTER Cornelia	1992	AUT						Head
14	206668	WEIDLE Kira	1996	GER						Rossignol

SAT 4 MAR 2023 / Kvitfjell (NOR) / 5052

Page 1/2

Data Processing by LONGINES


www.fis-ski.com

LONGINES Timing

Generation date : SAT 4 MAR 2023

Time : 12:38

Document: C73A 1.0



Kvitfjell (NOR)



8th Women's Downhill

SAT 4 MAR 2023

OFFICIAL RESULTS

Start Time 11:00

Number of Competitors: 46, Number of NSAs: 13

Penalty applied: 0.00

Rank	Bib	FIS Code	Name	YB	NSA Code	Time	Difference	Distance (m)	Race Points	Ski
DID NOT START: 2 competitors										
	27	56088	TIPPLER Tamara	1991	AUT					Salomon
	45	299383	MELESI Roberta	1996	ITA					Dynastar

Jury

FIS Technical Delegate	JOHANSSON Roland	NOR
Referee	GERDOL Peter	FIS
Assistant Referee	SENIGAGLIESI Alberto	FIS
Chief of Race	BJØRGE Ole Johan	NOR

Technical Data

Course Name	Kvitfjell-Olympiabakken
Start Altitude	890m
Finish Altitude	182m
Vertical Drop	708m
Course Length	2641m
Homologation Number	12859/10/18

Race Information

Course Setter	SENIGAGLIESI Alberto	FIS
Gates	30	
Start Time	11:00	

Forerunners:

F1 - LARSEN Nikolai	NOR	F2 - TAKLO Jörgen	NOR	F3 - BUER Jonas	NOR
F4 - ANDERSEN Fredrik	NOR				

Conditions on course:

SUNNY Snow: HARD Temperature - Start: -8°C Temperature - Finish: -7°C

Legend:

YB Year of Birth





AUDI FIS SKI WORLD CUP 2022/23



Kvitfjell (NOR)

8th Women's Downhill

SAT 4 MAR 2023

Start Time 11:00

PENALTY CALCULATION

Best 10 at Finish

F-factor: 1250

Rank	Bib	FIS Code	Name	NSA Code	FIS Points	Best 5	Race Points
1	3	426257	LIE Kajsa Vickhoff	NOR	8.53		
2	12	298323	GOGGIA Sofia	ITA	0.00	0.00	3.92
3	7	516319	SUTER Corinne	SUI	0.00	0.00	5.55
4	10	565360	STUHEC Ilka	SLO	0.87	0.87	8.26
5	5	56087	SIEBENHOFER Ramona	AUT	3.58		
5	4	6535237	SHIFFRIN Mikaela	USA	7.11		
7	18	297601	BRIGNONE Federica	ITA	6.75		
8	19	6535455	JOHNSON Breezy	USA	3.09		
9	9	56328	ORTLIEB Nina	AUT	2.68	2.68	12.05
10	2	516219	NUFER Priska	SUI	3.09	3.09	12.86

Best 5 FIS Points Started

Rank	Bib	FIS Code	Name	NSA Code	FIS Points
2	12	298323	GOGGIA Sofia	ITA	0.00
3	7	516319	SUTER Corinne	SUI	0.00
4	10	565360	STUHEC Ilka	SLO	0.87
21	17	516138	GUT-BEHRAMI Lara	SUI	1.15
9	9	56328	ORTLIEB Nina	AUT	2.68

TOTALS:

FIS Points of Best 5 Started (B)	4.70	
FIS Points of Best 5 at Finish in Top 10 (A)		6.64
Race Points of Corresponding Competitors (C)		42.64

Calculated Penalty (A+B-C):10 => -3.130


Rounded -3.13

Category Adder 0.00

Correction Value (Z) 0.00

Calculated Penalty -3.13

Penalty Applied 0.00





AUDI FIS SKI WORLD CUP 2022/23



8th Women's Downhill


SAT 4 MAR 2023

PERFORMANCE ANALYSIS BY RANK

Start Time 11:00

Number of Competitors: 42 Number of NSAs: 13

Rank	Bib	Name Ski	NSA Code	Positions			Partials			Difference		Speed		
				Pos	Time	Rank	Pos	Time	Rank	Time	Dist.(m)	Pos.	(km/h)	Rank
1	3	LIE Kajsa Vickhoff Head	NOR	Int1:	23.13	(3)	11-12:	22.91	(12)	0.08		Sp1	100.94	(20)
				Int2:	46.04	(5)	12-13:	17.56	(1)	0.40		Sp2	109.40	(22)
				Int3:	1:03.60	(1)	13-14:	12.52	(4)	0.00				
				Int4:	1:16.12	(1)	14-Fin:	16.24	(6)	0.00				
				Fin:	1:32.36	(1)				0.00	0.00	Avg:	102.94	
2	12	GOGGIA Sofia Atomic	ITA	Int1:	23.38	(20)	11-12:	22.84	(7)	0.33		Sp1	102.50	(4)
				Int2:	46.22	(9)	12-13:	17.69	(2)	0.58		Sp2	111.10	(9)
				Int3:	1:03.91	(3)	13-14:	12.61	(7)	0.31				
				Int4:	1:16.52	(2)	14-Fin:	16.13	(4)	0.40				
				Fin:	1:32.65	(2)				0.29	8.27	Avg:	102.62	
3	7	SUTER Corinne Head	SUI	Int1:	23.20	(6)	11-12:	22.66	(2)	0.15		Sp1	101.19	(17)
				Int2:	45.86	(2)	12-13:	18.31	(26)	0.22		Sp2	109.40	(22)
				Int3:	1:04.17	(5)	13-14:	12.51	(3)	0.57				
				Int4:	1:16.68	(3)	14-Fin:	16.09	(2)	0.56				
				Fin:	1:32.77	(3)				0.41	11.67	Avg:	102.49	
4	10	STUHEC Ilka Kaestle	SLO	Int1:	23.46	(26)	11-12:	22.79	(4)	0.41		Sp1	101.17	(18)
				Int2:	46.25	(11)	12-13:	18.10	(14)	0.61		Sp2	112.40	(4)
				Int3:	1:04.35	(11)	13-14:	12.62	(8)	0.75				
				Int4:	1:16.97	(11)	14-Fin:	16.00	(1)	0.85				
				Fin:	1:32.97	(4)				0.61	17.33	Avg:	102.27	
5	5	SIEBENHOFER Ramona Fischer	AUT	Int1:	23.05	(1)	11-12:	22.59	(1)	0.00		Sp1	103.23	(2)
				Int2:	45.64	(1)	12-13:	18.16	(18)	0.00		Sp2	108.20	(31)
				Int3:	1:03.80	(2)	13-14:	12.88	(26)	0.20				
				Int4:	1:16.68	(3)	14-Fin:	16.47	(20)	0.56				
				Fin:	1:33.15	(5)				0.79	22.40	Avg:	102.07	
5	4	SHIFFRIN Mikaela Atomic	USA	Int1:	23.26	(8)	11-12:	23.17	(24)	0.21		Sp1	99.29	(28)
				Int2:	46.43	(16)	12-13:	17.94	(5)	0.79		Sp2	109.40	(22)
				Int3:	1:04.37	(13)	13-14:	12.67	(12)	0.77				
				Int4:	1:17.04	(13)	14-Fin:	16.11	(3)	0.92				
				Fin:	1:33.15	(5)				0.79	22.40	Avg:	102.07	
7	18	BRIGNONE Federica Rossignol	ITA	Int1:	23.29	(11)	11-12:	23.15	(22)	0.24		Sp1	102.22	(8)
				Int2:	46.44	(17)	12-13:	17.95	(7)	0.80		Sp2	111.90	(5)
				Int3:	1:04.39	(15)	13-14:	12.47	(1)	0.79				
				Int4:	1:16.86	(8)	14-Fin:	16.35	(11)	0.74				
				Fin:	1:33.21	(7)				0.85	24.08	Avg:	102.00	
8	19	JOHNSON Breezy Atomic	USA	Int1:	23.12	(2)	11-12:	23.01	(17)	0.07		Sp1	99.27	(29)
				Int2:	46.13	(6)	12-13:	18.25	(24)	0.49		Sp2	113.10	(2)
				Int3:	1:04.38	(14)	13-14:	12.47	(1)	0.78				
				Int4:	1:16.85	(7)	14-Fin:	16.38	(13)	0.73				
				Fin:	1:33.23	(8)				0.87	24.65	Avg:	101.98	



Kvitfjell (NOR)



8th Women's Downhill


SAT 4 MAR 2023

PERFORMANCE ANALYSIS BY RANK

Start Time 11:00

Number of Competitors: 42 Number of NSAs: 13

Rank	Bib	Name Ski	NSA Code	Positions			Partials			Difference		Speed		
				Pos	Time	Rank	Pos	Time	Rank	Time	Dist.(m)	Pos.	(km/h)	Rank
9	9	ORTLIEB Nina Head	AUT	Int1:	23.56	(29)	11-12:	22.83	(6)	0.51		Sp1	97.45	(41)
				Int2:	46.39	(14)	12-13:	17.92	(4)	0.75		Sp2	110.10	(17)
				Int3:	1:04.31	(10)	13-14:	12.52	(4)	0.71				
				Int4:	1:16.83	(5)	14-Fin:	16.42	(15)	0.71				
				Fin:	1:33.25	(9)				0.89	25.21	Avg:	101.96	
10	2	NUFER Priska Dynastar	SUI	Int1:	23.31	(13)	11-12:	22.85	(8)	0.26		Sp1	103.36	(1)
				Int2:	46.16	(7)	12-13:	18.05	(12)	0.52		Sp2	108.70	(30)
				Int3:	1:04.21	(6)	13-14:	12.63	(10)	0.61				
				Int4:	1:16.84	(6)	14-Fin:	16.47	(20)	0.72				
				Fin:	1:33.31	(10)				0.95	26.89	Avg:	101.89	
11	13	PUCHNER Mirjam Atomic	AUT	Int1:	23.28	(10)	11-12:	22.72	(3)	0.23		Sp1	100.02	(27)
				Int2:	46.00	(4)	12-13:	18.13	(16)	0.36		Sp2	109.90	(18)
				Int3:	1:04.13	(4)	13-14:	12.77	(17)	0.53				
				Int4:	1:16.90	(10)	14-Fin:	16.44	(18)	0.78				
				Fin:	1:33.34	(11)				0.98	27.73	Avg:	101.86	
12	22	WRIGHT Isabella Atomic	USA	Int1:	23.36	(18)	11-12:	23.00	(14)	0.31		Sp1	102.44	(6)
				Int2:	46.36	(13)	12-13:	18.00	(9)	0.72		Sp2	110.30	(14)
				Int3:	1:04.36	(12)	13-14:	12.72	(14)	0.76				
				Int4:	1:17.08	(14)	14-Fin:	16.28	(8)	0.96				
				Fin:	1:33.36	(12)				1.00	28.29	Avg:	101.84	
13	11	CURTONI Elena Head	ITA	Int1:	23.33	(16)	11-12:	22.90	(10)	0.28		Sp1	101.43	(13)
				Int2:	46.23	(10)	12-13:	18.04	(11)	0.59		Sp2	109.30	(25)
				Int3:	1:04.27	(7)	13-14:	12.62	(8)	0.67				
				Int4:	1:16.89	(9)	14-Fin:	16.60	(28)	0.77				
				Fin:	1:33.49	(13)				1.13	31.92	Avg:	101.70	
14	1	HAEHLEN Joana Atomic	SUI	Int1:	23.46	(26)	11-12:	23.16	(23)	0.41		Sp1	99.16	(31)
				Int2:	46.62	(25)	12-13:	18.13	(16)	0.98		Sp2	109.00	(27)
				Int3:	1:04.75	(20)	13-14:	12.58	(6)	1.15				
				Int4:	1:17.33	(19)	14-Fin:	16.24	(6)	1.21				
				Fin:	1:33.57	(14)				1.21	34.15	Avg:	101.61	
15	20	PIROVANO Laura Head	ITA	Int1:	23.16	(4)	11-12:	22.79	(4)	0.11		Sp1	98.88	(33)
				Int2:	45.95	(3)	12-13:	18.34	(28)	0.31		Sp2	107.40	(34)
				Int3:	1:04.29	(9)	13-14:	12.71	(13)	0.69				
				Int4:	1:17.00	(12)	14-Fin:	16.63	(31)	0.88				
				Fin:	1:33.63	(15)				1.27	35.82	Avg:	101.54	
16	26	VENIER Stephanie Head	AUT	Int1:	23.27	(9)	11-12:	23.30	(30)	0.22		Sp1	102.47	(5)
				Int2:	46.57	(21)	12-13:	17.96	(8)	0.93		Sp2	108.20	(31)
				Int3:	1:04.53	(17)	13-14:	12.79	(18)	0.93				
				Int4:	1:17.32	(18)	14-Fin:	16.43	(16)	1.20				
				Fin:	1:33.75	(16)				1.39	39.16	Avg:	101.41	
17	8	FLURY Jasmine Fischer	SUI	Int1:	23.43	(24)	11-12:	23.01	(17)	0.38		Sp1	102.13	(9)
				Int2:	46.44	(17)	12-13:	18.09	(13)	0.80		Sp2	105.70	(38)
				Int3:	1:04.53	(17)	13-14:	12.66	(11)	0.93				
				Int4:	1:17.19	(16)	14-Fin:	16.73	(34)	1.07				
				Fin:	1:33.92	(17)				1.56	43.87	Avg:	101.23	
18	15	MOWINCKEL Ragnhild Head	NOR	Int1:	23.35	(17)	11-12:	23.29	(29)	0.30		Sp1	102.40	(7)
				Int2:	46.64	(26)	12-13:	17.94	(5)	1.00		Sp2	107.00	(35)
				Int3:	1:04.58	(19)	13-14:	12.96	(32)	0.98				
				Int4:	1:17.54	(20)	14-Fin:	16.41	(14)	1.42				
				Fin:	1:33.95	(18)				1.59	44.70	Avg:	101.20	



Kvitfjell (NOR)

8th Women's Downhill

SAT 4 MAR 2023

PERFORMANCE ANALYSIS BY RANK

Start Time 11:00

Number of Competitors: 42 Number of NSAs: 13

Rank	Bib	Name <small>Ski</small>	NSA <small>Code</small>	Positions			Partials		Difference		Speed			
				Pos	Time	Rank	Pos	Time	Rank	Time	Dist.(m)	Pos.	(km/h)	Rank
19	46	FLECKENSTEIN Stefanie <small>Rossignol</small>	CAN	Int1:	23.18	(5)	11-12:	23.42	(36)	0.13		Sp1	100.34	(25)
				Int2:	46.60	(23)	12-13:	18.34	(28)	0.96		Sp2	113.30	(1)
				Int3:	1:04.94	(24)	13-14:	12.86	(21)	1.34				
				Int4:	1:17.80	(23)	14-Fin:	16.20	(5)	1.68				
				Fin:	1:34.00	(19)				1.64	46.08	Avg:	101.14	
20	25	AGER Christina <small>Atomic</small>	AUT	Int1:	23.31	(13)	11-12:	23.00	(14)	0.26		Sp1	101.79	(11)
				Int2:	46.31	(12)	12-13:	18.19	(19)	0.67		Sp2	110.80	(12)
				Int3:	1:04.50	(16)	13-14:	12.76	(15)	0.90				
				Int4:	1:17.26	(17)	14-Fin:	16.76	(36)	1.14				
				Fin:	1:34.02	(20)				1.66	46.63	Avg:	101.12	
21	17	GUT-BEHRAMI Lara <small>Head</small>	SUI	Int1:	23.39	(21)	11-12:	23.00	(14)	0.34		Sp1	102.98	(3)
				Int2:	46.39	(14)	12-13:	17.88	(3)	0.75		Sp2	109.30	(25)
				Int3:	1:04.27	(7)	13-14:	12.91	(29)	0.67				
				Int4:	1:17.18	(15)	14-Fin:	16.87	(40)	1.06				
				Fin:	1:34.05	(21)				1.69	47.46	Avg:	101.09	
22	37	ROBINSON Alice <small>Salomon</small>	NZL	Int1:	23.43	(24)	11-12:	23.47	(37)	0.38		Sp1	100.61	(23)
				Int2:	46.90	(32)	12-13:	18.02	(10)	1.26		Sp2	111.90	(5)
				Int3:	1:04.92	(22)	13-14:	12.90	(27)	1.32				
				Int4:	1:17.82	(24)	14-Fin:	16.36	(12)	1.70				
				Fin:	1:34.18	(22)				1.82	51.04	Avg:	100.95	
23	29	AICHER Emma <small>Head</small>	GER	Int1:	23.56	(29)	11-12:	23.30	(30)	0.51		Sp1	99.01	(32)
				Int2:	46.86	(31)	12-13:	18.24	(23)	1.22		Sp2	110.20	(15)
				Int3:	1:05.10	(28)	13-14:	12.79	(18)	1.50				
				Int4:	1:17.89	(27)	14-Fin:	16.30	(9)	1.77				
				Fin:	1:34.19	(23)				1.83	51.31	Avg:	100.94	
24	28	DURRER Delia <small>Head</small>	SUI	Int1:	23.62	(31)	11-12:	23.04	(19)	0.57		Sp1	99.20	(30)
				Int2:	46.66	(27)	12-13:	18.30	(25)	1.02		Sp2	109.50	(19)
				Int3:	1:04.96	(25)	13-14:	12.81	(20)	1.36				
				Int4:	1:17.77	(22)	14-Fin:	16.56	(24)	1.65				
				Fin:	1:34.33	(24)				1.97	55.15	Avg:	100.79	
25	39	MORENO Cande <small>Head</small>	AND	Int1:	23.62	(31)	11-12:	22.93	(13)	0.57		Sp1	98.40	(37)
				Int2:	46.55	(20)	12-13:	18.22	(22)	0.91		Sp2	110.90	(10)
				Int3:	1:04.77	(21)	13-14:	13.08	(38)	1.17				
				Int4:	1:17.85	(26)	14-Fin:	16.51	(23)	1.73				
				Fin:	1:34.36	(25)				2.00	55.98	Avg:	100.76	
26	21	DELAGO Nicol <small>Atomic</small>	ITA	Int1:	23.21	(7)	11-12:	23.23	(25)	0.16		Sp1	97.85	(39)
				Int2:	46.44	(17)	12-13:	18.54	(37)	0.80		Sp2	104.00	(40)
				Int3:	1:04.98	(26)	13-14:	12.76	(15)	1.38				
				Int4:	1:17.74	(21)	14-Fin:	16.65	(33)	1.62				
				Fin:	1:34.39	(26)				2.03	56.80	Avg:	100.73	
27	36	JENAL Stephanie <small>Atomic</small>	SUI	Int1:	23.52	(28)	11-12:	23.28	(28)	0.47		Sp1	100.99	(19)
				Int2:	46.80	(28)	12-13:	18.20	(20)	1.16		Sp2	110.70	(13)
				Int3:	1:05.00	(27)	13-14:	12.90	(27)	1.40				
				Int4:	1:17.90	(28)	14-Fin:	16.57	(25)	1.78				
				Fin:	1:34.47	(27)				2.11	58.99	Avg:	100.64	
28	32	GRITSCH Franziska <small>Head</small>	AUT	Int1:	23.65	(33)	11-12:	23.25	(27)	0.60		Sp1	101.69	(12)
				Int2:	46.90	(32)	12-13:	18.38	(30)	1.26		Sp2	112.70	(3)
				Int3:	1:05.28	(32)	13-14:	13.01	(34)	1.68				
				Int4:	1:18.29	(31)	14-Fin:	16.43	(16)	2.17				
				Fin:	1:34.72	(28)				2.36	65.80	Avg:	100.38	



Kvitfjell (NOR)



8th Women's Downhill


SAT 4 MAR 2023

PERFORMANCE ANALYSIS BY RANK

Start Time 11:00

Number of Competitors: 42 Number of NSAs: 13

Rank	Bib	Name Ski	NSA Code	Positions			Partials		Difference		Speed			
				Pos	Time	Rank	Pos	Time	Rank	Time	Dist.(m)	Pos.	(km/h)	Rank
29	35	CASHMAN Keely Rossignol	USA	Int1:	23.68	(34)	11-12:	22.90	(10)	0.63		Sp1	98.79	(34)
				Int2:	46.58	(22)	12-13:	18.65	(38)	0.94		Sp2	111.60	(7)
				Int3:	1:05.23	(29)	13-14:	12.98	(33)	1.63				
				Int4:	1:18.21	(30)	14-Fin:	16.58	(27)	2.09				
				Fin:	1:34.79	(29)				2.43	67.70	Avg:	100.30	
29	16	GISIN Michelle Salomon	SUI	Int1:	23.30	(12)	11-12:	22.89	(9)	0.25		Sp1	100.72	(22)
				Int2:	46.19	(8)	12-13:	19.29	(42)	0.55		Sp2	110.20	(15)
				Int3:	1:05.48	(35)	13-14:	12.86	(21)	1.88				
				Int4:	1:18.34	(32)	14-Fin:	16.45	(19)	2.22				
				Fin:	1:34.79	(29)				2.43	67.70	Avg:	100.30	
31	24	GAUCHE Laura Head	FRA	Int1:	23.42	(22)	11-12:	23.40	(35)	0.37		Sp1	98.65	(35)
				Int2:	46.82	(29)	12-13:	18.10	(14)	1.18		Sp2	98.50	(42)
				Int3:	1:04.92	(22)	13-14:	12.92	(30)	1.32				
				Int4:	1:17.84	(25)	14-Fin:	16.97	(41)	1.72				
				Fin:	1:34.81	(31)				2.45	68.25	Avg:	100.28	
32	44	MACUGA Lauren Rossignol	USA	Int1:	23.82	(39)	11-12:	23.12	(21)	0.77		Sp1	98.48	(36)
				Int2:	46.94	(36)	12-13:	18.78	(41)	1.30		Sp2	104.40	(39)
				Int3:	1:05.72	(40)	13-14:	12.86	(21)	2.12				
				Int4:	1:18.58	(38)	14-Fin:	16.32	(10)	2.46				
				Fin:	1:34.90	(32)				2.54	70.69	Avg:	100.19	
33	31	FEST Nadine Salomon	AUT	Int1:	23.42	(22)	11-12:	23.50	(38)	0.37		Sp1	100.30	(26)
				Int2:	46.92	(35)	12-13:	18.33	(27)	1.28		Sp2	109.50	(19)
				Int3:	1:05.25	(30)	13-14:	12.93	(31)	1.65				
				Int4:	1:18.18	(29)	14-Fin:	16.80	(38)	2.06				
				Fin:	1:34.98	(33)				2.62	72.85	Avg:	100.10	
33	30	DELAGO Nadia Atomic	ITA	Int1:	23.37	(19)	11-12:	23.23	(25)	0.32		Sp1	100.56	(24)
				Int2:	46.60	(23)	12-13:	18.67	(39)	0.96		Sp2	111.20	(8)
				Int3:	1:05.27	(31)	13-14:	13.08	(38)	1.67				
				Int4:	1:18.35	(33)	14-Fin:	16.63	(31)	2.23				
				Fin:	1:34.98	(33)				2.62	72.85	Avg:	100.10	
35	23	REISINGER Elisabeth Head	AUT	Int1:	23.32	(15)	11-12:	23.53	(39)	0.27		Sp1	101.38	(14)
				Int2:	46.85	(30)	12-13:	18.49	(34)	1.21		Sp2	107.00	(35)
				Int3:	1:05.34	(33)	13-14:	13.03	(35)	1.74				
				Int4:	1:18.37	(34)	14-Fin:	16.62	(30)	2.25				
				Fin:	1:34.99	(35)				2.63	73.12	Avg:	100.09	
36	41	HIRTL-STANGGASSINGER Katrin Head	GER	Int1:	23.97	(41)	11-12:	23.33	(32)	0.92		Sp1	101.36	(15)
				Int2:	47.30	(39)	12-13:	18.40	(31)	1.66		Sp2	109.50	(19)
				Int3:	1:05.70	(38)	13-14:	12.86	(21)	2.10				
				Int4:	1:18.56	(36)	14-Fin:	16.57	(25)	2.44				
				Fin:	1:35.13	(36)				2.77	76.90	Avg:	99.94	
37	42	CERUTTI Camille Atomic	FRA	Int1:	23.81	(38)	11-12:	23.10	(20)	0.76		Sp1	101.27	(16)
				Int2:	46.91	(34)	12-13:	18.47	(33)	1.27		Sp2	110.90	(10)
				Int3:	1:05.38	(34)	13-14:	13.05	(37)	1.78				
				Int4:	1:18.43	(35)	14-Fin:	16.75	(35)	2.31				
				Fin:	1:35.18	(37)				2.82	78.25	Avg:	99.89	
38	38	MANGAN Tricia Head	USA	Int1:	23.74	(36)	11-12:	23.38	(34)	0.69		Sp1	98.12	(38)
				Int2:	47.12	(37)	12-13:	18.52	(36)	1.48		Sp2	109.00	(27)
				Int3:	1:05.64	(36)	13-14:	13.15	(41)	2.04				
				Int4:	1:18.79	(40)	14-Fin:	16.47	(20)	2.67				
				Fin:	1:35.26	(38)				2.90	80.40	Avg:	99.81	



Kvitfjell (NOR)

8th Women's Downhill

SAT 4 MAR 2023

Start Time 11:00




PERFORMANCE ANALYSIS BY RANK

Number of Competitors: 42 Number of NSAs: 13

Rank	Bib	Name Ski	NSA Code	Positions			Partials		Difference		Speed			
				Pos	Time	Rank	Pos	Time	Rank	Time	Dist.(m)	Pos.	(km/h)	Rank
39	34	SUTER Juliana Atomic	SUI	Int1:	23.90	(40)	11-12:	23.57	(42)	0.85		Sp1	96.23	(42)
				Int2:	47.47	(42)	12-13:	18.21	(21)	1.83		Sp2	108.90	(29)
				Int3:	1:05.68	(37)	13-14:	13.04	(36)	2.08				
				Int4:	1:18.72	(39)	14-Fin:	16.60	(28)	2.60				
				Fin:	1:35.32	(39)				2.96	82.01	Avg:	99.74	
40	40	SMADJA CLEMENT Karen Head	FRA	Int1:	23.73	(35)	11-12:	23.55	(40)	0.68		Sp1	97.59	(40)
				Int2:	47.28	(38)	12-13:	18.42	(32)	1.64		Sp2	107.00	(35)
				Int3:	1:05.70	(38)	13-14:	12.86	(21)	2.10				
				Int4:	1:18.56	(36)	14-Fin:	16.82	(39)	2.44				
				Fin:	1:35.38	(40)				3.02	83.62	Avg:	99.68	
41	33	MUZAFERIJA Elvedina Atomic	BIH	Int1:	23.80	(37)	11-12:	23.55	(40)	0.75		Sp1	100.93	(21)
				Int2:	47.35	(40)	12-13:	18.50	(35)	1.71		Sp2	102.00	(41)
				Int3:	1:05.85	(41)	13-14:	13.13	(40)	2.25				
				Int4:	1:18.98	(41)	14-Fin:	16.99	(42)	2.86				
				Fin:	1:35.97	(41)				3.61	99.34	Avg:	99.07	
42	43	SMALL Greta Atomic	AUS	Int1:	24.08	(42)	11-12:	23.33	(32)	1.03		Sp1	102.05	(10)
				Int2:	47.41	(41)	12-13:	18.67	(39)	1.77		Sp2	108.20	(31)
				Int3:	1:06.08	(42)	13-14:	13.23	(42)	2.48				
				Int4:	1:19.31	(42)	14-Fin:	16.77	(37)	3.19				
				Fin:	1:36.08	(42)				3.72	102.25	Avg:	98.96	

Intermediate Time Positions : Int. 1 = Inter1 Int. 2 = Inter2 Int. 3 = Inter3
 Int. 4 = Inter4
 Speed Measurement Positions : Sp 1 = Speed 1 Sp 2 = Speed 2

Legend:		Dist.(m)	Fin	Int
Avg	Average	Distance in metres	Finish	Intermediate
Ix	Intermediate x	Intermediate or speed position		Speed trap





AUDI FIS SKI WORLD CUP 2022/23



8th Women's Downhill


SAT 4 MAR 2023

PERFORMANCE ANALYSIS BY BIB

Start Time 11:00

Number of Competitors: 46 Number of NSAs: 13

Bib	Name Ski	NSA Code	Positions			Partials		Difference		Speed			
			Pos	Time	Rank	Pos	Time	Rank	Time	Dist.(m)	Pos.	(km/h)	Rank
1	HAEHLEN Joana Atomic	SUI	Int1:	23.46	(27)	11-12:	23.16	(24)	0.47		Sp1	99.16	(32)
			Int2:	46.62	(26)	12-13:	18.13	(17)	0.98		Sp2	109.00	(27)
			Int3:	1:04.75	(21)	13-14:	12.58	(6)	1.15				
			Int4:	1:17.33	(19)	14-Fin:	16.24	(6)	1.21				
			Fin:	1:33.57	(14)				1.21	34.15	Avg:	101.61	
2	NUFER Priska Dynastar	SUI	Int1:	23.31	(14)	11-12:	22.85	(8)	0.32		Sp1	103.36	(1)
			Int2:	46.16	(8)	12-13:	18.05	(13)	0.52		Sp2	108.70	(30)
			Int3:	1:04.21	(7)	13-14:	12.63	(10)	0.61				
			Int4:	1:16.84	(6)	14-Fin:	16.47	(20)	0.72				
			Fin:	1:33.31	(10)				0.95	26.89	Avg:	101.89	
3	LIE Kajsa Vickhoff Head	NOR	Int1:	23.13	(4)	11-12:	22.91	(12)	0.14		Sp1	100.94	(21)
			Int2:	46.04	(6)	12-13:	17.56	(1)	0.40		Sp2	109.40	(22)
			Int3:	1:03.60	(1)	13-14:	12.52	(4)	0.00				
			Int4:	1:16.12	(1)	14-Fin:	16.24	(6)	0.00				
			Fin:	1:32.36	(1)				0.00	0.00	Avg:	102.94	
4	SHIFFRIN Mikaela Atomic	USA	Int1:	23.26	(9)	11-12:	23.17	(25)	0.27		Sp1	99.29	(29)
			Int2:	46.43	(17)	12-13:	17.94	(6)	0.79		Sp2	109.40	(22)
			Int3:	1:04.37	(14)	13-14:	12.67	(12)	0.77				
			Int4:	1:17.04	(13)	14-Fin:	16.11	(3)	0.92				
			Fin:	1:33.15	(5)				0.79	22.40	Avg:	102.07	
5	SIEBENHOFER Ramona Fischer	AUT	Int1:	23.05	(2)	11-12:	22.59	(1)	0.06		Sp1	103.23	(2)
			Int2:	45.64	(1)	12-13:	18.16	(19)	0.00		Sp2	108.20	(31)
			Int3:	1:03.80	(3)	13-14:	12.88	(26)	0.20				
			Int4:	1:16.68	(3)	14-Fin:	16.47	(20)	0.56				
			Fin:	1:33.15	(5)				0.79	22.40	Avg:	102.07	
6	HUETTER Cornelia Head	AUT	Int1:	22.99	(1)	11-12:	22.99	(14)	0.00		Sp1	102.97	(4)
			Int2:	45.98	(4)	12-13:	17.66	(2)	0.34				
			Int3:	1:03.64	(2)	13-14:			0.04				
			Int4:			14-Fin:							
			Fin:	DNF							Avg:		
7	SUTER Corinne Head	SUI	Int1:	23.20	(7)	11-12:	22.66	(2)	0.21		Sp1	101.19	(18)
			Int2:	45.86	(2)	12-13:	18.31	(27)	0.22		Sp2	109.40	(22)
			Int3:	1:04.17	(6)	13-14:	12.51	(3)	0.57				
			Int4:	1:16.68	(3)	14-Fin:	16.09	(2)	0.56				
			Fin:	1:32.77	(3)				0.41	11.67	Avg:	102.49	
8	FLURY Jasmine Fischer	SUI	Int1:	23.43	(25)	11-12:	23.01	(18)	0.44		Sp1	102.13	(10)
			Int2:	46.44	(18)	12-13:	18.09	(14)	0.80		Sp2	105.70	(38)
			Int3:	1:04.53	(18)	13-14:	12.66	(11)	0.93				
			Int4:	1:17.19	(16)	14-Fin:	16.73	(34)	1.07				
			Fin:	1:33.92	(17)				1.56	43.87	Avg:	101.23	



Kvitfjell (NOR)



8th Women's Downhill


SAT 4 MAR 2023

PERFORMANCE ANALYSIS BY BIB

Start Time 11:00

Number of Competitors: 46 Number of NSAs: 13

Bib	Name Ski	NSA Code	Positions			Partials		Difference		Speed			
			Pos	Time	Rank	Pos	Time	Rank	Time	Dist.(m)	Pos.	(km/h)	Rank
9	ORTLIEB Nina Head	AUT	Int1:	23.56	(30)	11-12:	22.83	(6)	0.57		Sp1	97.45	(42)
			Int2:	46.39	(15)	12-13:	17.92	(5)	0.75		Sp2	110.10	(17)
			Int3:	1:04.31	(11)	13-14:	12.52	(4)	0.71				
			Int4:	1:16.83	(5)	14-Fin:	16.42	(15)	0.71				
			Fin:	1:33.25	(9)				0.89	25.21	Avg:	101.96	
10	STUHEC Ilka Kaestle	SLO	Int1:	23.46	(27)	11-12:	22.79	(4)	0.47		Sp1	101.17	(19)
			Int2:	46.25	(12)	12-13:	18.10	(15)	0.61		Sp2	112.40	(4)
			Int3:	1:04.35	(12)	13-14:	12.62	(8)	0.75				
			Int4:	1:16.97	(11)	14-Fin:	16.00	(1)	0.85				
			Fin:	1:32.97	(4)				0.61	17.33	Avg:	102.27	
11	CURTONI Elena Head	ITA	Int1:	23.33	(17)	11-12:	22.90	(10)	0.34		Sp1	101.43	(14)
			Int2:	46.23	(11)	12-13:	18.04	(12)	0.59		Sp2	109.30	(25)
			Int3:	1:04.27	(8)	13-14:	12.62	(8)	0.67				
			Int4:	1:16.89	(9)	14-Fin:	16.60	(28)	0.77				
			Fin:	1:33.49	(13)				1.13	31.92	Avg:	101.70	
12	GOGGIA Sofia Atomic	ITA	Int1:	23.38	(21)	11-12:	22.84	(7)	0.39		Sp1	102.50	(5)
			Int2:	46.22	(10)	12-13:	17.69	(3)	0.58		Sp2	111.10	(9)
			Int3:	1:03.91	(4)	13-14:	12.61	(7)	0.31				
			Int4:	1:16.52	(2)	14-Fin:	16.13	(4)	0.40				
			Fin:	1:32.65	(2)				0.29	8.27	Avg:	102.62	
13	PUCHNER Mirjam Atomic	AUT	Int1:	23.28	(11)	11-12:	22.72	(3)	0.29		Sp1	100.02	(28)
			Int2:	46.00	(5)	12-13:	18.13	(17)	0.36		Sp2	109.90	(18)
			Int3:	1:04.13	(5)	13-14:	12.77	(17)	0.53				
			Int4:	1:16.90	(10)	14-Fin:	16.44	(18)	0.78				
			Fin:	1:33.34	(11)				0.98	27.73	Avg:	101.86	
14	WEIDLE Kira Rossignol	GER	Int1:	24.65	(44)	11-12:	25.98	(44)	1.66		Sp1	54.31	(44)
			Int2:	50.63	(44)	12-13:			4.99				
			Int3:			13-14:							
			Int4:			14-Fin:							
			Fin:	DNF									
15	MOWINCKEL Ragnhild Head	NOR	Int1:	23.35	(18)	11-12:	23.29	(30)	0.36		Sp1	102.40	(8)
			Int2:	46.64	(27)	12-13:	17.94	(6)	1.00		Sp2	107.00	(35)
			Int3:	1:04.58	(20)	13-14:	12.96	(32)	0.98				
			Int4:	1:17.54	(20)	14-Fin:	16.41	(14)	1.42				
			Fin:	1:33.95	(18)				1.59	44.70	Avg:	101.20	
16	GISIN Michelle Salomon	SUI	Int1:	23.30	(13)	11-12:	22.89	(9)	0.31		Sp1	100.72	(23)
			Int2:	46.19	(9)	12-13:	19.29	(43)	0.55		Sp2	110.20	(15)
			Int3:	1:05.48	(36)	13-14:	12.86	(21)	1.88				
			Int4:	1:18.34	(32)	14-Fin:	16.45	(19)	2.22				
			Fin:	1:34.79	(29)				2.43	67.70	Avg:	100.30	
17	GUT-BEHRAMI Lara Head	SUI	Int1:	23.39	(22)	11-12:	23.00	(15)	0.40		Sp1	102.98	(3)
			Int2:	46.39	(15)	12-13:	17.88	(4)	0.75		Sp2	109.30	(25)
			Int3:	1:04.27	(8)	13-14:	12.91	(29)	0.67				
			Int4:	1:17.18	(15)	14-Fin:	16.87	(40)	1.06				
			Fin:	1:34.05	(21)				1.69	47.46	Avg:	101.09	
18	BRIGNONE Federica Rossignol	ITA	Int1:	23.29	(12)	11-12:	23.15	(23)	0.30		Sp1	102.22	(9)
			Int2:	46.44	(18)	12-13:	17.95	(8)	0.80		Sp2	111.90	(5)
			Int3:	1:04.39	(16)	13-14:	12.47	(1)	0.79				
			Int4:	1:16.86	(8)	14-Fin:	16.35	(11)	0.74				
			Fin:	1:33.21	(7)				0.85	24.08	Avg:	102.00	



Kvitfjell (NOR)



8th Women's Downhill


SAT 4 MAR 2023

PERFORMANCE ANALYSIS BY BIB

Start Time 11:00

Number of Competitors: 46 Number of NSAs: 13

Bib	Name Ski	NSA Code	Positions			Partials		Difference		Speed			
			Pos	Time	Rank	Pos	Time	Rank	Time	Dist.(m)	Pos.	(km/h)	Rank
19	JOHNSON Breezy Atomic	USA	Int1:	23.12	(3)	11-12:	23.01	(18)	0.13		Sp1	99.27	(30)
			Int2:	46.13	(7)	12-13:	18.25	(25)	0.49		Sp2	113.10	(2)
			Int3:	1:04.38	(15)	13-14:	12.47	(1)	0.78				
			Int4:	1:16.85	(7)	14-Fin:	16.38	(13)	0.73				
			Fin:	1:33.23	(8)				0.87	24.65	Avg:	101.98	
20	PIROVANO Laura Head	ITA	Int1:	23.16	(5)	11-12:	22.79	(4)	0.17		Sp1	98.88	(34)
			Int2:	45.95	(3)	12-13:	18.34	(29)	0.31		Sp2	107.40	(34)
			Int3:	1:04.29	(10)	13-14:	12.71	(13)	0.69				
			Int4:	1:17.00	(12)	14-Fin:	16.63	(31)	0.88				
			Fin:	1:33.63	(15)				1.27	35.82	Avg:	101.54	
21	DELAGO Nicol Atomic	ITA	Int1:	23.21	(8)	11-12:	23.23	(26)	0.22		Sp1	97.85	(40)
			Int2:	46.44	(18)	12-13:	18.54	(38)	0.80		Sp2	104.00	(40)
			Int3:	1:04.98	(27)	13-14:	12.76	(15)	1.38				
			Int4:	1:17.74	(21)	14-Fin:	16.65	(33)	1.62				
			Fin:	1:34.39	(26)				2.03	56.80	Avg:	100.73	
22	WRIGHT Isabella Atomic	USA	Int1:	23.36	(19)	11-12:	23.00	(15)	0.37		Sp1	102.44	(7)
			Int2:	46.36	(14)	12-13:	18.00	(10)	0.72		Sp2	110.30	(14)
			Int3:	1:04.36	(13)	13-14:	12.72	(14)	0.76				
			Int4:	1:17.08	(14)	14-Fin:	16.28	(8)	0.96				
			Fin:	1:33.36	(12)				1.00	28.29	Avg:	101.84	
23	REISINGER Elisabeth Head	AUT	Int1:	23.32	(16)	11-12:	23.53	(40)	0.33		Sp1	101.38	(15)
			Int2:	46.85	(31)	12-13:	18.49	(35)	1.21		Sp2	107.00	(35)
			Int3:	1:05.34	(34)	13-14:	13.03	(35)	1.74				
			Int4:	1:18.37	(34)	14-Fin:	16.62	(30)	2.25				
			Fin:	1:34.99	(35)				2.63	73.12	Avg:	100.09	
24	GAUCHE Laura Head	FRA	Int1:	23.42	(23)	11-12:	23.40	(36)	0.43		Sp1	98.65	(36)
			Int2:	46.82	(30)	12-13:	18.10	(15)	1.18		Sp2	98.50	(42)
			Int3:	1:04.92	(23)	13-14:	12.92	(30)	1.32				
			Int4:	1:17.84	(25)	14-Fin:	16.97	(41)	1.72				
			Fin:	1:34.81	(31)				2.45	68.25	Avg:	100.28	
25	AGER Christina Atomic	AUT	Int1:	23.31	(14)	11-12:	23.00	(15)	0.32		Sp1	101.79	(12)
			Int2:	46.31	(13)	12-13:	18.19	(20)	0.67		Sp2	110.80	(12)
			Int3:	1:04.50	(17)	13-14:	12.76	(15)	0.90				
			Int4:	1:17.26	(17)	14-Fin:	16.76	(36)	1.14				
			Fin:	1:34.02	(20)				1.66	46.63	Avg:	101.12	
26	VENIER Stephanie Head	AUT	Int1:	23.27	(10)	11-12:	23.30	(31)	0.28		Sp1	102.47	(6)
			Int2:	46.57	(22)	12-13:	17.96	(9)	0.93		Sp2	108.20	(31)
			Int3:	1:04.53	(18)	13-14:	12.79	(18)	0.93				
			Int4:	1:17.32	(18)	14-Fin:	16.43	(16)	1.20				
			Fin:	1:33.75	(16)				1.39	39.16	Avg:	101.41	
27	TIPLER Tamara Salomon	AUT	Int1:			11-12:							
			Int2:			12-13:							
			Int3:			13-14:							
			Int4:			14-Fin:							
			Fin:	DNS									
28	DURRER Delia Head	SUI	Int1:	23.62	(32)	11-12:	23.04	(20)	0.63		Sp1	99.20	(31)
			Int2:	46.66	(28)	12-13:	18.30	(26)	1.02		Sp2	109.50	(19)
			Int3:	1:04.96	(26)	13-14:	12.81	(20)	1.36				
			Int4:	1:17.77	(22)	14-Fin:	16.56	(24)	1.65				
			Fin:	1:34.33	(24)				1.97	55.15	Avg:	100.79	



Kvitfjell (NOR)



8th Women's Downhill


SAT 4 MAR 2023

PERFORMANCE ANALYSIS BY BIB

Start Time 11:00

Number of Competitors: 46 Number of NSAs: 13

Bib	Name Ski	NSA Code	Positions			Partials		Difference		Speed			
			Pos	Time	Rank	Pos	Time	Rank	Time	Dist.(m)	Pos.	(km/h)	Rank
29	AICHER Emma Head	GER	Int1:	23.56	(30)	11-12:	23.30	(31)	0.57		Sp1	99.01	(33)
			Int2:	46.86	(32)	12-13:	18.24	(24)	1.22		Sp2	110.20	(15)
			Int3:	1:05.10	(29)	13-14:	12.79	(18)	1.50				
			Int4:	1:17.89	(27)	14-Fin:	16.30	(9)	1.77				
			Fin:	1:34.19	(23)				1.83	51.31	Avg:	100.94	
30	DELAGO Nadia Atomic	ITA	Int1:	23.37	(20)	11-12:	23.23	(26)	0.38		Sp1	100.56	(25)
			Int2:	46.60	(24)	12-13:	18.67	(40)	0.96		Sp2	111.20	(8)
			Int3:	1:05.27	(32)	13-14:	13.08	(38)	1.67				
			Int4:	1:18.35	(33)	14-Fin:	16.63	(31)	2.23				
			Fin:	1:34.98	(33)				2.62	72.85	Avg:	100.10	
31	FEST Nadine Salomon	AUT	Int1:	23.42	(23)	11-12:	23.50	(39)	0.43		Sp1	100.30	(27)
			Int2:	46.92	(36)	12-13:	18.33	(28)	1.28		Sp2	109.50	(19)
			Int3:	1:05.25	(31)	13-14:	12.93	(31)	1.65				
			Int4:	1:18.18	(29)	14-Fin:	16.80	(38)	2.06				
			Fin:	1:34.98	(33)				2.62	72.85	Avg:	100.10	
32	GRITSCH Franziska Head	AUT	Int1:	23.65	(34)	11-12:	23.25	(28)	0.66		Sp1	101.69	(13)
			Int2:	46.90	(33)	12-13:	18.38	(31)	1.26		Sp2	112.70	(3)
			Int3:	1:05.28	(33)	13-14:	13.01	(34)	1.68				
			Int4:	1:18.29	(31)	14-Fin:	16.43	(16)	2.17				
			Fin:	1:34.72	(28)				2.36	65.80	Avg:	100.38	
33	MUZAFERIJA Elvedina Atomic	BIH	Int1:	23.80	(38)	11-12:	23.55	(41)	0.81		Sp1	100.93	(22)
			Int2:	47.35	(41)	12-13:	18.50	(36)	1.71		Sp2	102.00	(41)
			Int3:	1:05.85	(42)	13-14:	13.13	(40)	2.25				
			Int4:	1:18.98	(41)	14-Fin:	16.99	(42)	2.86				
			Fin:	1:35.97	(41)				3.61	99.34	Avg:	99.07	
34	SUTER Juliana Atomic	SUI	Int1:	23.90	(41)	11-12:	23.57	(43)	0.91		Sp1	96.23	(43)
			Int2:	47.47	(43)	12-13:	18.21	(22)	1.83		Sp2	108.90	(29)
			Int3:	1:05.68	(38)	13-14:	13.04	(36)	2.08				
			Int4:	1:18.72	(39)	14-Fin:	16.60	(28)	2.60				
			Fin:	1:35.32	(39)				2.96	82.01	Avg:	99.74	
35	CASHMAN Keely Rossignol	USA	Int1:	23.68	(35)	11-12:	22.90	(10)	0.69		Sp1	98.79	(35)
			Int2:	46.58	(23)	12-13:	18.65	(39)	0.94		Sp2	111.60	(7)
			Int3:	1:05.23	(30)	13-14:	12.98	(33)	1.63				
			Int4:	1:18.21	(30)	14-Fin:	16.58	(27)	2.09				
			Fin:	1:34.79	(29)				2.43	67.70	Avg:	100.30	
36	JENAL Stephanie Atomic	SUI	Int1:	23.52	(29)	11-12:	23.28	(29)	0.53		Sp1	100.99	(20)
			Int2:	46.80	(29)	12-13:	18.20	(21)	1.16		Sp2	110.70	(13)
			Int3:	1:05.00	(28)	13-14:	12.90	(27)	1.40				
			Int4:	1:17.90	(28)	14-Fin:	16.57	(25)	1.78				
			Fin:	1:34.47	(27)				2.11	58.99	Avg:	100.64	
37	ROBINSON Alice Salomon	NZL	Int1:	23.43	(25)	11-12:	23.47	(38)	0.44		Sp1	100.61	(24)
			Int2:	46.90	(33)	12-13:	18.02	(11)	1.26		Sp2	111.90	(5)
			Int3:	1:04.92	(23)	13-14:	12.90	(27)	1.32				
			Int4:	1:17.82	(24)	14-Fin:	16.36	(12)	1.70				
			Fin:	1:34.18	(22)				1.82	51.04	Avg:	100.95	
38	MANGAN Tricia Head	USA	Int1:	23.74	(37)	11-12:	23.38	(35)	0.75		Sp1	98.12	(39)
			Int2:	47.12	(38)	12-13:	18.52	(37)	1.48		Sp2	109.00	(27)
			Int3:	1:05.64	(37)	13-14:	13.15	(41)	2.04				
			Int4:	1:18.79	(40)	14-Fin:	16.47	(20)	2.67				
			Fin:	1:35.26	(38)				2.90	80.40	Avg:	99.81	



Kvitfjell (NOR)



8th Women's Downhill

SAT 4 MAR 2023

PERFORMANCE ANALYSIS BY BIB


Start Time 11:00

Number of Competitors: 46 Number of NSAs: 13

Bib	Name Ski	NSA Code	Positions			Partials		Difference		Speed			
			Pos	Time	Rank	Pos	Time	Rank	Time	Dist.(m)	Pos.	(km/h)	Rank
39	MORENO Cande Head	AND	Int1:	23.62	(32)	11-12:	22.93	(13)	0.63		Sp1	98.40	(38)
			Int2:	46.55	(21)	12-13:	18.22	(23)	0.91		Sp2	110.90	(10)
			Int3:	1:04.77	(22)	13-14:	13.08	(38)	1.17				
			Int4:	1:17.85	(26)	14-Fin:	16.51	(23)	1.73				
			Fin:	1:34.36	(25)				2.00	55.98	Avg:	100.76	
40	SMADJA CLEMENT Karen Head	FRA	Int1:	23.73	(36)	11-12:	23.55	(41)	0.74		Sp1	97.59	(41)
			Int2:	47.28	(39)	12-13:	18.42	(33)	1.64		Sp2	107.00	(35)
			Int3:	1:05.70	(39)	13-14:	12.86	(21)	2.10				
			Int4:	1:18.56	(36)	14-Fin:	16.82	(39)	2.44				
			Fin:	1:35.38	(40)				3.02	83.62	Avg:	99.68	
41	HIRTL-STANGGASSINGER Katrin Head	GER	Int1:	23.97	(42)	11-12:	23.33	(33)	0.98		Sp1	101.36	(16)
			Int2:	47.30	(40)	12-13:	18.40	(32)	1.66		Sp2	109.50	(19)
			Int3:	1:05.70	(39)	13-14:	12.86	(21)	2.10				
			Int4:	1:18.56	(36)	14-Fin:	16.57	(25)	2.44				
			Fin:	1:35.13	(36)				2.77	76.90	Avg:	99.94	
42	CERUTTI Camille Atomic	FRA	Int1:	23.81	(39)	11-12:	23.10	(21)	0.82		Sp1	101.27	(17)
			Int2:	46.91	(35)	12-13:	18.47	(34)	1.27		Sp2	110.90	(10)
			Int3:	1:05.38	(35)	13-14:	13.05	(37)	1.78				
			Int4:	1:18.43	(35)	14-Fin:	16.75	(35)	2.31				
			Fin:	1:35.18	(37)				2.82	78.25	Avg:	99.89	
43	SMALL Greta Atomic	AUS	Int1:	24.08	(43)	11-12:	23.33	(33)	1.09		Sp1	102.05	(11)
			Int2:	47.41	(42)	12-13:	18.67	(40)	1.77		Sp2	108.20	(31)
			Int3:	1:06.08	(43)	13-14:	13.23	(42)	2.48				
			Int4:	1:19.31	(42)	14-Fin:	16.77	(37)	3.19				
			Fin:	1:36.08	(42)				3.72	102.25	Avg:	98.96	
44	MACUGA Lauren Rossignol	USA	Int1:	23.82	(40)	11-12:	23.12	(22)	0.83		Sp1	98.48	(37)
			Int2:	46.94	(37)	12-13:	18.78	(42)	1.30		Sp2	104.40	(39)
			Int3:	1:05.72	(41)	13-14:	12.86	(21)	2.12				
			Int4:	1:18.58	(38)	14-Fin:	16.32	(10)	2.46				
			Fin:	1:34.90	(32)				2.54	70.69	Avg:	100.19	
45	MELESI Roberta Dynastar	ITA	Int1:			11-12:							
			Int2:			12-13:							
			Int3:			13-14:							
			Int4:			14-Fin:							
			Fin:	DNS									
46	FLECKENSTEIN Stefanie Rossignol	CAN	Int1:	23.18	(6)	11-12:	23.42	(37)	0.19		Sp1	100.34	(26)
			Int2:	46.60	(24)	12-13:	18.34	(29)	0.96		Sp2	113.30	(1)
			Int3:	1:04.94	(25)	13-14:	12.86	(21)	1.34				
			Int4:	1:17.80	(23)	14-Fin:	16.20	(5)	1.68				
			Fin:	1:34.00	(19)				1.64	46.08	Avg:	101.14	

Intermediate Time Positions : Int. 1 = Inter1 Int. 2 = Inter2 Int. 3 = Inter3
 Int. 4 = Inter4
 Speed Measurement Positions : Sp 1 = Speed 1 Sp 2 = Speed 2

Legend:							
Avg	Average	Dist.(m)	Distance in metres	DNF	Did Not Finish	DNS	Did Not Start
Fin	Finish	Int	Intermediate	Ix	Intermediate x		
Pos.	Intermediate or speed position			Sp	Speed trap		



Kvitfjell (NOR)

8th Women's Downhill

FIS WORLD CUP STANDINGS

2 DEC 2022 Lake Louise (CAN)

3 DEC 2022 Lake Louise (CAN)

16 DEC 2022 St. Moritz (SUI)

17 DEC 2022 St. Moritz (SUI)

20 JAN 2023 Cortina d' Ampezzo (ITA)

21 JAN 2023 Cortina d' Ampezzo (ITA)

26 FEB 2023 Crans Montana (SUI)

4 MAR 2023 Kvitfjell (NOR)

Number of Competitors: 50, Number of NSAs: 13

Rank	FIS Code	Name	NSA Code	1	2	3	4	5	6	7	8	WC Points	Diff.
1	298323	GOGGIA Sofia	ITA	100	100	80	100	100	-	100	80	660	
2	565360	STUHEC Ilka	SLO	45	45	22	80	80	100	29	50	451	209
3	297910	CURTONI Elena	ITA	32	22	100	32	32	60	10	20	308	352
4	516319	SUTER Corinne	SUI	80	60	60	18	-	-	11	60	289	371
5	56328	ORTLIEB Nina	AUT	40	80	18	40	18	-	4	29	229	431
6	56125	PUCHNER Mirjam	AUT	50	45	14	36	4	29	26	24	228	432
7	206668	WEIDLE Kira	GER	36	24	7	60	60	16	18	-	221	439
7	6535237	SHIFFRIN Mikaela	USA	-	-	40	50	50	36	-	45	221	439
9	426257	LIE Kajsa Vickhoff	NOR	1	1	-	7	20	80	5	100	214	446
10	516138	GUT-BEHRAMI Lara	SUI	13	20	32	22	45	50	20	10	212	448
11	425929	MOWINCKEL Ragnhild	NOR	6	29	32	13	9	50	50	13	202	458
12	516185	HAEHLEN Joana	SUI	29	50	15	29	6	6	45	18	198	462
13	6535455	JOHNSON Breezy	USA	15	5	45	6	29	26	24	32	182	478
14	297601	BRIGNONE Federica	ITA	-	3	36	-	13	-	80	36	168	492
15	516248	FLURY Jasmine	SUI	26	16	50	26	8	13	14	14	167	493
16	56128	HUETTER Cornelia	AUT	60	-	24	45	14	22	-	-	165	495
17	516284	GISIN Michelle	SUI	9	32	12	16	11	26	32	2	140	520
18	516219	NUFER Priska	SUI	2	12	3	11	5	40	40	26	139	521
19	299624	PIROVANO Laura	ITA	8	-	26	14	22	14	36	16	136	524
20	197641	GAUCHE Laura	FRA	5	4	7	9	36	-	60	-	121	539
21	6535791	WRIGHT Isabella	USA	20	13	-	24	24	15	-	22	118	542
22	56177	VENIER Stephanie	AUT	-	11	11	15	26	32	3	15	113	547
23	56087	SIEBENHOFER Ramona	AUT	3	15	-	13	15	20	-	45	111	549
24	56258	AGER Christina	AUT	15	2	20	10	10	10	16	11	94	566
25	56088	TIPPLER Tamara	AUT	-	-	9	20	40	20	-	-	89	571
25	299466	DELAGO Nicol	ITA	22	36	-	3	13	10	-	5	89	571
27	197497	MIRADOLI Romane	FRA	24	26	-	2	18	12	-	-	82	578
28	516705	DURRER Delia	SUI	11	20	-	-	2	8	-	7	48	612
28	507168	AICHER Emma	GER	-	10	16	8	-	-	6	8	48	612
30	56256	RAEDLER Ariane	AUT	16	14	-	1	-	-	13	-	44	616
31	415232	ROBINSON Alice	NZL	-	-	-	-	1	-	24	9	34	626
31	299276	BASSINO Marta	ITA	10	9	-	-	-	-	15	-	34	626
31	299630	DELAGO Nadia	ITA	4	8	-	5	3	7	7	-	34	626
34	516517	JENAL Stephanie	SUI	-	-	5	-	-	11	12	4	32	628
35	516519	SUTER Juliana	SUI	18	7	-	-	-	-	2	-	27	633
36	107697	FLECKENSTEIN Stefanie	CAN	-	-	-	-	-	-	8	12	20	640
36	105269	GAGNON Marie-Michele	CAN	7	6	3	4	-	-	-	-	20	640
38	25210	MORENO Cande	AND	-	-	10	-	-	-	-	6	16	644
39	6535765	MANGAN Tricia	USA	-	-	14	-	-	-	1	-	15	645
39	55970	SCHMIDHOFER Nicole	AUT	12	-	-	-	-	3	-	-	15	645
41	705423	VLHOVA Petra	SVK	-	-	-	-	-	-	9	-	9	651
42	298694	PICHLER Karoline	ITA	-	-	8	-	-	-	-	-	8	652
43	56417	FEST Nadine	AUT	-	-	-	-	7	-	-	-	7	653
44	6536213	CASHMAN Keely	USA	-	-	-	-	-	4	-	2	6	654
45	516611	SCHMITT Janine	SUI	-	-	-	-	-	5	-	-	5	655
46	206759	HIRTSL-STANGGAS.	GER	-	-	4	-	-	-	-	-	4	656
47	715171	MUZAFERIJA Elvedina	BIH	-	-	-	-	-	3	-	-	3	657
47	56392	GRITSCH Franziska	AUT	-	-	-	-	-	-	-	3	3	657

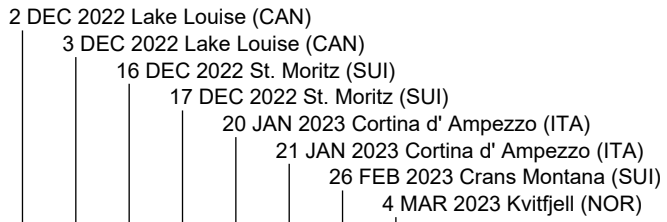
Legend:	-	No points	Diff.	Difference	WC	World Cup
----------------	---	-----------	-------	------------	----	-----------

Kvitfjell (NOR)



8th Women's Downhill

FIS WORLD CUP STANDINGS



Number of Competitors: 50, Number of NSAs: 13

Rank	FIS Code	Name	NSA Code	1	2	3	4	5	6	7	8	WC Points	Diff.
49	6536821	MACUGA Lauren	USA	-	-	1	-	-	-	-	-	1	659
49	198037	ERRARD Anouck	FRA	-	-	-	-	-	1	-	-	1	659

Kvitfjell (NOR)

8th Women's Downhill

OVERALL FIS WORLD CUP STANDINGS

Number of Competitors: 121, Number of NSAs: 20

Rank	FIS Code	Name	NSA Code	WC Points	Diff.	DH 8 races	SL 9 races	GS 8 races	SG 6 races	AC 0 races	PAR 0 races
1	6535237	SHIFFRIN Mikaela	USA	1792		221 (7)	785 (1)	600 (1)	186 (8)	-	-
2	516138	GUT-BEHRAMI Lara	SUI	996	796	212 (10)	-	482 (2)	302 (2)	-	-
3	705423	VLHOVA Petra	SVK	975	817	9 (41)	530 (2)	436 (4)	-	-	-
4	297601	BRIGNONE Federica	ITA	849	943	168 (14)	7 (48)	396 (5)	278 (5)	-	-
5	425929	MOWINCKEL Ragnhild	NOR	756	1036	202 (11)	-	264 (7)	290 (3)	-	-
6	298323	GOGGIA Sofia	ITA	750	1042	660 (1)	-	-	90 (18)	-	-
7	516280	HOLDENER Wendy	SUI	661	1131	-	530 (2)	89 (21)	42 (27)	-	-
8	299276	BASSINO Marta	ITA	653	1139	34 (31)	-	451 (3)	168 (9)	-	-
9	297910	CURTONI Elena	ITA	618	1174	308 (3)	-	-	310 (1)	-	-
10	506399	HECTOR Sara	SWE	506	1286	-	173 (12)	333 (6)	-	-	-
11	565360	STUHEC Ilika	SLO	487	1305	451 (2)	-	-	36 (28)	-	-
12	516319	SUTER Corinne	SUI	479	1313	289 (4)	-	3 (47)	187 (7)	-	-
13	56128	HUETTER Cornelia	AUT	454	1338	165 (16)	-	-	289 (4)	-	-
14	516284	GISIN Michelle	SUI	453	1339	140 (17)	108 (19)	52 (29)	153 (11)	-	-
15	206355	DUERR Lena	GER	435	1357	-	435 (4)	-	-	-	-
16	539909	MOLTZAN Paula	USA	424	1368	-	247 (6)	177 (10)	-	-	-
17	56125	PUCHNER Mirjam	AUT	417	1375	228 (6)	-	-	189 (6)	-	-
18	506146	SWENN LARSSON Anna	SWE	410	1382	-	410 (5)	-	-	-	-
19	196928	WORLEY Tessa	FRA	409	1383	-	-	259 (8)	150 (12)	-	-
20	565401	BUCIK Ana	SLO	362	1430	-	230 (8)	132 (13)	-	-	-
21	206668	WEIDLE Kira	GER	343	1449	221 (7)	-	-	122 (15)	-	-
22	516185	HAEHLER Joana	SUI	342	1450	198 (12)	-	-	144 (14)	-	-
23	56087	SIEBENHOFER Ramona	AUT	316	1476	111 (23)	-	56 (24)	149 (13)	-	-
24	56392	GRITSCH Franziska	AUT	309	1483	3 (47)	172 (13)	98 (17)	36 (28)	-	-
25	107613	GRENIER Valerie	CAN	284	1508	-	-	254 (9)	30 (32)	-	-
26	426257	LIE Kajsa Vickhoff	NOR	278	1514	214 (9)	-	-	64 (24)	-	-
27	516248	FLURY Jasmine	SUI	264	1528	167 (15)	-	-	97 (17)	-	-
28	426193	STJERNESUND Th.	NOR	259	1533	-	135 (14)	124 (14)	-	-	-
29	197497	MIRADOLI Romane	FRA	246	1546	82 (27)	-	3 (47)	161 (10)	-	-
30	415232	ROBINSON Alice	NZL	241	1551	34 (31)	-	135 (12)	72 (21)	-	-
31	385096	POPOVIC Leona	CRO	237	1555	-	237 (7)	-	-	-	-
32	56328	ORTLIEB Nina	AUT	236	1556	229 (5)	-	-	7 (42)	-	-
33	507109	ARONSSON ELFMAN Hanna	SWE	224	1568	-	224 (9)	-	-	-	-
34	56388	LIENSBERGER Katharina	AUT	222	1570	-	128 (15)	94 (18)	-	-	-
35	56315	TRUPPE Katharina	AUT	212	1580	-	182 (11)	30 (34)	-	-	-
36	385116	LJUTIC Zrinka	CRO	208	1584	-	190 (10)	18 (40)	-	-	-
37	299624	PIROVANO Laura	ITA	207	1585	136 (19)	-	-	71 (22)	-	-
38	6535455	JOHNSON Breezy	USA	197	1595	182 (13)	-	-	15 (38)	-	-
39	56177	VENIER Stephanie	AUT	196	1596	113 (22)	-	-	83 (19)	-	-
40	197641	GAUCHE Laura	FRA	194	1598	121 (20)	-	-	73 (20)	-	-
41	516219	NUFER Priska	SUI	183	1609	139 (18)	-	-	44 (26)	-	-
42	426100	HOLTMANN Mina Fuerst	NOR	180	1612	-	89 (23)	91 (20)	-	-	-
43	426043	TVIBERG Maria Therese	NOR	171	1621	-	103 (20)	68 (22)	-	-	-
44	56088	TIPPLER Tamara	AUT	157	1635	89 (25)	-	-	68 (23)	-	-
45	507168	AICHER Emma	GER	148	1644	48 (28)	86 (24)	-	14 (40)	-	-
46	56174	HAASER Ricarda	AUT	140	1652	-	-	118 (15)	22 (34)	-	-
46	6535791	WRIGHT Isabella	USA	140	1652	118 (21)	-	-	22 (34)	-	-
48	435334	GASIENICA-DANI.	POL	138	1654	-	-	138 (11)	-	-	-
48	516562	RAST Camille	SUI	138	1654	-	90 (22)	48 (31)	-	-	-
50	55970	SCHMIDHOFER Nicole	AUT	135	1657	15 (39)	-	-	120 (16)	-	-
51	107798	NULLMEYER Ali	CAN	125	1667	-	125 (16)	-	-	-	-
52	155728	DUBOVSKA Martina	CZE	117	1675	-	117 (17)	-	-	-	-
53	107427	ST-GERMAIN Laurence	CAN	113	1679	-	113 (18)	-	-	-	-
54	56258	AGER Christina	AUT	109	1683	94 (24)	-	-	15 (38)	-	-
55	197124	FRASSE SOMBET Coralie	FRA	101	1691	-	-	101 (16)	-	-	-
56	299466	DELAGO Nicol	ITA	93	1699	89 (25)	-	-	4 (44)	-	-
56	107747	SMART Amelia	CAN	93	1699	-	93 (21)	-	-	-	-
56	516283	ELLENBERGER Andrea	SUI	93	1699	-	-	93 (19)	-	-	-
59	565491	DVORNIK Neja	SLO	86	1706	-	64 (29)	22 (37)	-	-	-
60	355061	HILZINGER Jessica	GER	82	1710	-	82 (25)	-	-	-	-
61	196806	NOENS Nastasia	FRA	80	1712	-	80 (26)	-	-	-	-
62	516426	STOFFEL Elena	SUI	79	1713	-	79 (27)	-	-	-	-
63	105269	GAGNON Marie-Michele	CAN	77	1715	20 (36)	-	-	57 (25)	-	-
64	56253	HUBER Katharina	AUT	74	1718	-	66 (28)	8 (42)	-	-	-

Kvitfjell (NOR)

8th Women's Downhill


OVERALL FIS WORLD CUP STANDINGS

Number of Competitors: 121, Number of NSAs: 20

Rank	FIS Code	Name	NSA Code	WC Points	Diff.	DH 8 races	SL 9 races	GS 8 races	SG 6 races	AC 0 races	PAR 0 races
65	56416	SCHEIB Julia	AUT	66	1726	-	-	66 (23)	-	-	-
66	56256	RAEDLER Ariane	AUT	65	1727	44 (30)	-	-	21 (36)	-	-
67	516504	DANIOTH Aline	SUI	64	1728	-	64 (29)	-	-	-	-
67	206497	FILSER Andrea	GER	64	1728	-	64 (29)	-	-	-	-
69	299383	MELESI Roberta	ITA	63	1729	-	-	27 (35)	36 (28)	-	-
70	805009	COLTURI Lara	ALB	59	1733	-	6 (50)	53 (27)	-	-	-
71	56199	KAPPAURER Elisabeth	AUT	55	1737	-	-	55 (25)	-	-	-
71	56217	BRUNNER Stephanie	AUT	55	1737	-	-	55 (25)	-	-	-
73	6535773	O BRIEN Nina	USA	53	1739	-	-	53 (27)	-	-	-
74	197616	ALPHAND Estelle	SWE	51	1741	-	-	51 (30)	-	-	-
74	516519	SUTER Juliana	SUI	51	1741	27 (35)	-	-	24 (33)	-	-
76	6295165	ROSSETTI Marta	ITA	49	1743	-	49 (32)	-	-	-	-
77	516705	DURRER Delia	SUI	48	1744	48 (28)	-	-	-	-	-
78	299363	ZENERE Asja	ITA	46	1746	-	-	46 (32)	-	-	-
79	516530	GOOD Nicole	SUI	45	1747	-	45 (33)	-	-	-	-
80	299983	GULLI Anita	ITA	42	1750	-	42 (34)	-	-	-	-
80	298694	PICHLER Karoline	ITA	42	1750	8 (42)	-	-	34 (31)	-	-
80	516268	WILD Simone	SUI	42	1750	-	-	42 (33)	-	-	-
83	516517	JENAL Stephanie	SUI	38	1754	32 (34)	-	-	6 (43)	-	-
84	516528	MEILLARD Melanie	SUI	34	1758	-	34 (35)	-	-	-	-
84	299630	DELAGO Nadia	ITA	34	1758	34 (31)	-	-	-	-	-
86	6295075	DELLA MEA Lara	ITA	24	1768	-	24 (36)	-	-	-	-
87	6295186	PLATINO Elisa	ITA	23	1769	-	-	23 (36)	-	-	-
88	56373	MOERZINGER Elisa	AUT	22	1770	-	-	22 (37)	-	-	-
88	198176	LAMURE Marie	FRA	22	1770	-	22 (37)	-	-	-	-
90	56333	MAIR Chiara	AUT	21	1771	-	21 (38)	-	-	-	-
90	56417	FEST Nadine	AUT	21	1771	7 (43)	-	-	14 (40)	-	-
92	507011	LOEVBLOM Hilma	SWE	20	1772	-	-	20 (39)	-	-	-
92	107697	FLECKENSTEIN Stefanie	CAN	20	1772	20 (36)	-	-	-	-	-
94	6536171	HENSIEN Katie	USA	19	1773	-	15 (40)	4 (46)	-	-	-
95	426187	LYSDAHL Kristin	NOR	18	1774	-	18 (39)	-	-	-	-
95	197651	DIREZ Clara	FRA	18	1774	-	-	18 (40)	-	-	-
95	198029	SMADJA CLEMENT Karen	FRA	18	1774	-	-	-	18 (37)	-	-
98	25210	MORENO Candee	AND	16	1776	16 (38)	-	-	-	-	-
99	56344	SPORER Marie-Therese	AUT	15	1777	-	15 (40)	-	-	-	-
99	6535765	MANGAN Tricia	USA	15	1777	15 (39)	-	-	-	-	-
101	507046	BOSTROEM MUSSENER Moa	SWE	14	1778	-	14 (42)	-	-	-	-
101	6536895	SUNSHINE Ava	USA	14	1778	-	14 (42)	-	-	-	-
103	299822	TSCHURTSCHENTH.	ITA	12	1780	-	12 (44)	-	-	-	-
104	198177	BRECHE Clarisse	FRA	11	1781	-	11 (45)	-	-	-	-
105	507325	OEHLUND Cornelia	SWE	9	1783	-	9 (46)	-	-	-	-
106	307493	ANDO Asa	JPN	8	1784	-	8 (47)	-	-	-	-
107	198215	POGNEAUX Chiara	FRA	7	1785	-	7 (48)	-	-	-	-
107	108461	RICHARDSON Britt	CAN	7	1785	-	-	7 (43)	-	-	-
109	507155	NYBERG Lisa	SWE	6	1786	-	-	6 (44)	-	-	-
109	6536213	CASHMAN Keely	USA	6	1786	6 (44)	-	-	-	-	-
109	715171	MUZAFERIJA Elvedina	BIH	6	1786	3 (47)	-	-	3 (45)	-	-
112	516611	SCHMITT Janine	SUI	5	1787	5 (45)	-	-	-	-	-
112	56517	ASTNER Nina	AUT	5	1787	-	-	5 (45)	-	-	-
114	206759	HIRTLE-STANGGAS.	GER	4	1788	4 (46)	-	-	-	-	-
114	56550	HOERHAGER Lisa	AUT	4	1788	-	4 (51)	-	-	-	-
114	6536851	ZIMMERMANN Zoe	USA	4	1788	-	4 (51)	-	-	-	-
117	225518	GUEST Charlie	GBR	3	1789	-	3 (53)	-	-	-	-
117	299939	LORENZI Lucrezia	ITA	3	1789	-	3 (53)	-	-	-	-
119	565373	ROBNIK Tina	SLO	2	1790	-	-	2 (49)	-	-	-
120	6536821	MACUGA Lauren	USA	1	1791	1 (49)	-	-	-	-	-
120	198037	ERRARD Anouck	FRA	1	1791	1 (49)	-	-	-	-	-

Legend:							
-	No points	AC	Alpine Combined	DH	Downhill	Diff.	Difference
GS	Giant Slalom	PAR	Parallel	SG	Super-G	SL	Slalom
WC	World Cup						

Kvitfjell (NOR)

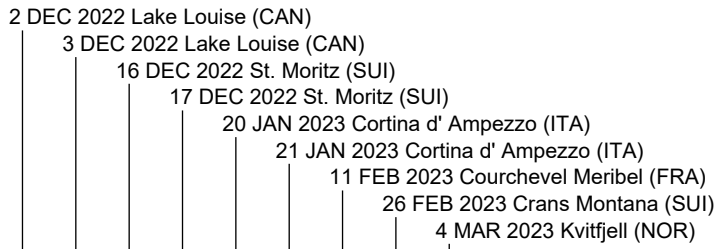
8th Women's Downhill

FIS WCSL LIST


Number of Competitors: 66, Number of NSAs: 16

Rank	FIS Code	Name	NSA Code	1	2	3	4	5	6	7	8	9	Base	- X	+ Y =	WCSL-DH
1	298323	GOGGIA Sofia	ITA	100	100	80	100	100	-	-	100	80	584	438	660	806
2	565360	STUHEC Ilka	SLO	45	45	22	80	80	100	40	29	50	138	104	491	525
3	516319	SUTER Corinne	SUI	80	60	60	18	-	-	60	11	60	507	380	349	476
4	297910	CURTONI Elena	ITA	32	22	100	32	32	60	20	10	20	213	160	328	381
5	56125	PUCHNER Mirjam	AUT	50	45	14	36	4	29	50	26	24	328	246	278	360
6	56328	ORTLIEB Nina	AUT	40	80	18	40	18	-	80	4	29	138	104	309	343
7	206668	WEIDLE Kira	GER	36	24	7	60	60	16	32	18	-	274	206	253	321
8	516248	FLURY Jasmine	SUI	26	16	50	26	8	13	100	14	14	195	146	267	316
9	425929	MOWINCKEL Ragnhild	NOR	6	29	32	13	9	50	26	50	13	292	219	228	301
10	516138	GUT-BEHRAMI Lara	SUI	13	20	32	22	45	50	29	20	10	208	156	241	293
11	56128	HUETTER Cornelia	AUT	60	-	24	45	14	22	50	-	-	257	193	215	279
12	426257	LIE Kajsa Vickhoff	NOR	1	1	-	7	20	80	16	5	100	184	138	230	276
13	516185	HAEHLEN Joana	SUI	29	50	15	29	6	6	-	45	18	259	194	198	263
14	6535455	JOHNSON Breezy	USA	15	5	45	6	29	26	-	24	32	292	219	182	255
15	6535237	SHIFFRIN Mikaela	USA	-	-	40	50	50	36	-	-	45	105	79	221	247
16	516219	NUFER Priska	SUI	2	12	3	11	5	40	24	40	26	257	193	163	227
17	297601	BRIGNONE Federica	ITA	-	3	36	-	13	-	-	80	36	209	157	168	220
18	299624	PIROVANO Laura	ITA	8	-	26	14	22	14	18	36	16	213	160	154	207
19	56087	SIEBENHOFER Ramona	AUT	3	15	-	13	15	20	-	-	45	353	265	111	199
20	516284	GISIN Michelle	SUI	9	32	12	16	11	26	-	32	2	184	138	140	186
21	56177	VENIER Stephanie	AUT	-	11	11	15	26	32	36	3	15	129	97	149	181
22	197641	GAUCHE Laura	FRA	5	4	7	9	36	-	22	60	-	112	84	143	171
23	197497	MIRADOLI Romane	FRA	24	26	-	2	18	12	16	-	-	169	127	98	140
24	6535791	WRIGHT Isabella	USA	20	13	-	24	24	15	-	-	22	31	23	118	126
25	299466	DELAGO Nicol	ITA	22	36	-	3	13	10	-	-	5	118	89	89	118
26	56088	TIPPLER Tamara	AUT	-	-	9	20	40	20	-	-	-	114	86	89	117
27	299630	DELAGO Nadia	ITA	4	8	-	5	3	7	-	7	-	306	230	34	110
28	56258	AGER Christina	AUT	15	2	20	10	10	10	-	16	11	-	-	94	94
29	155763	LEDECKA Ester	CZE	-	-	-	-	-	-	-	-	-	339	254	-	85
30	56256	RAEDLER Ariane	AUT	16	14	-	1	-	-	-	13	-	114	86	44	72
30	105269	GAGNON Marie-Michele	CAN	7	6	3	4	-	-	-	-	-	209	157	20	72
32	56198	SCHEYER Christine	AUT	-	-	-	-	-	-	-	-	-	237	178	-	59
33	516705	DURRER Delia	SUI	11	20	-	-	2	8	-	-	7	-	-	48	48
33	507168	AICHER Emma	GER	-	10	16	8	-	-	-	6	8	-	-	48	48
35	55970	SCHMIDHOFER Nicole	AUT	12	-	-	-	-	3	-	-	-	112	84	15	43
36	299276	BASSINO Marta	ITA	10	9	-	-	-	-	-	15	-	27	20	34	41
37	415232	ROBINSON Alice	NZL	-	-	-	-	1	-	-	24	9	-	-	34	34
38	516517	JENAL Stephanie	SUI	-	-	5	-	-	11	-	12	4	-	-	32	32
39	56311	REISINGER Elisabeth	AUT	-	-	-	-	-	-	-	-	-	111	83	-	28
40	516519	SUTER Juliana	SUI	18	7	-	-	-	-	-	2	-	-	-	27	27
41	56417	FEST Nadine	AUT	-	-	-	-	7	-	-	-	-	71	53	7	25
42	107697	FLECKENSTEIN Stefanie	CAN	-	-	-	-	-	-	-	8	12	-	-	20	20
43	25210	MORENO Cande	AND	-	-	10	-	-	-	-	-	6	-	-	16	16
44	6535765	MANGAN Tricia	USA	-	-	14	-	-	-	-	1	-	-	-	15	15
45	705423	VLHOVA Petra	SVK	-	-	-	-	-	-	-	9	-	22	17	9	14
46	539536	WILES Jacqueline	USA	-	-	-	-	-	-	-	-	-	43	32	-	11
47	298694	PICHLER Karoline	ITA	-	-	8	-	-	-	-	-	-	7	5	8	10
48	516521	KOLLY Noemie	SUI	-	-	-	-	-	-	-	-	-	34	26	-	8
48	297702	MARSAGLIA Francesca	ITA	-	-	-	-	-	-	-	-	-	33	25	-	8
50	715171	MUZAFERJIA Elvedina	BIH	-	-	-	-	-	3	-	-	-	16	12	3	7
50	6536213	CASHMAN Keely	USA	-	-	-	-	-	4	-	-	2	3	2	6	7

Kvitfjell (NOR)

**8th Women's Downhill
FIS WCSL LIST**

Number of Competitors: 66, Number of NSAs: 16

Rank	FIS Code	Name	NSA Code	1	2	3	4	5	6	7	8	9	Base	- X	+ Y =	WCSL-DH
50	485941	PLESHKOVA Julia	RUS	-	-	-	-	-	-	-	-	-	29	22	-	7
53	506701	HOERNBLAD Lisa	SWE	-	-	-	-	-	-	-	-	-	26	20	-	6
54	516611	SCHMITT Janine	SUI	-	-	-	-	-	5	-	-	-	-	-	5	5
54	56224	MAIER Sabrina	AUT	-	-	-	-	-	-	-	-	-	20	15	-	5
54	6536396	WILKINSON Alix	USA	-	-	-	-	-	-	-	-	-	20	15	-	5
57	206759	HIRTL-STANGGAS.	GER	-	-	4	-	-	-	-	-	-	-	-	4	4
57	516394	SUTER Jasmina	SUI	-	-	-	-	-	-	-	-	-	18	14	-	4
59	56392	GRITSCH Franziska	AUT	-	-	-	-	-	-	-	-	3	-	-	3	3
60	197383	GAUTHIER Tiffany	FRA	-	-	-	-	-	-	-	-	-	8	6	-	2
60	565320	FERK SAIONI Marusa	SLO	-	-	-	-	-	-	-	-	-	8	6	-	2
62	198037	ERRARD Anouck	FRA	-	-	-	-	-	1	-	-	-	-	-	1	1
62	6536821	MACUGA Lauren	USA	-	-	1	-	-	-	-	-	-	-	-	1	1
62	516280	HOLDENER Wendy	SUI	-	-	-	-	-	-	-	-	-	6	5	-	1
62	197956	CERUTTI Camille	FRA	-	-	-	-	-	-	-	-	-	3	2	-	1
62	56426	NUSSBAUMER Vanessa	AUT	-	-	-	-	-	-	-	-	-	6	5	-	1

Number of competitors per NSA in the top 60

AND:	1	AUT:	14	BIH:	1	CAN:	2	CZE:	1	FRA:	3
GER:	3	ITA:	9	NOR:	2	NZL:	1	RUS:	1	SLO:	1
SUI:	12	SVK:	1	SWE:	1	USA:	7				

Legend:

-	No points	Base	Last season FIS World Cup Start List points
WCSL-DH	FIS World Cup Start List points for Downhill		
X	(Base/number of planned races in the current season) *(number of completed races in the current season)		
Y	FIS World Cup points won in the current season		

Kvitfjell (NOR)

8th Women's Downhill

OVERALL FIS WCSL LIST

Number of Competitors: 158, Number of NSAs: 23

Rank	FIS Code	Name	NSA Code	WCSL	Diff.	DH 9 races	SL 10 races	GS 9 races	SG 7 races	AC 1 race	PAR 1 race
1	6535237	SHIFFRIN Mikaela	USA	2376		247 (15)	948 (1)	792 (1)	389 (6)	-	-
2	297601	BRIGNONE Federica	ITA	1352	1024	220 (17)	11 (49)	548 (5)	473 (1)	100 (1)	-
3	516138	GUT-BEHRAMI Lara	SUI	1330	1046	293 (10)	-	571 (2)	458 (2)	-	8 (22)
4	705423	VLHOVA Petra	SVK	1307	1069	14 (45)	720 (2)	565 (3)	8 (53)	-	-
5	425929	MOWINCKEL Ragnhild	NOR	1132	1244	301 (9)	-	378 (7)	453 (3)	-	-
6	298323	GOGGIA Sofia	ITA	1027	1349	806 (1)	-	7 (47)	214 (13)	-	-
7	299276	BASSINO Marta	ITA	991	1385	41 (36)	-	561 (4)	340 (7)	-	49 (10)
8	516280	HOLDENER Wendy	SUI	933	1443	1 (62)	599 (3)	108 (20)	65 (27)	80 (2)	80 (3)
9	297910	CURTONI Elena	ITA	866	1510	381 (4)	-	5 (50)	451 (4)	29 (9)	-
10	506399	HECTOR Sara	SWE	761	1615	-	238 (10)	469 (6)	-	-	54 (6)
11	516319	SUTER Corinne	SUI	757	1619	476 (3)	-	5 (50)	276 (8)	-	-
12	516284	GISIN Michelle	SUI	740	1636	186 (20)	156 (19)	102 (22)	256 (10)	40 (6)	-
13	56128	HUETTER Cornelia	AUT	691	1685	279 (11)	-	-	412 (5)	-	-
14	56125	PUCHNER Mirjam	AUT	635	1741	360 (5)	-	-	275 (9)	-	-
15	206355	DUERR Lena	GER	634	1742	-	576 (4)	-	-	-	58 (4)
16	196928	WORLEY Tessa	FRA	595	1781	-	-	362 (8)	233 (12)	-	-
17	565360	STUHEC Iika	SLO	583	1793	525 (2)	-	-	58 (28)	-	-
18	56087	SIEBENHOFER Ramona	AUT	528	1848	199 (19)	-	81 (26)	198 (15)	50 (4)	-
19	206668	WEIDLE Kira	GER	483	1893	321 (7)	-	-	162 (19)	-	-
20	516185	HAEHLEN Joana	SUI	475	1901	263 (13)	-	-	212 (14)	-	-
21	539909	MOLTZAN Paula	USA	472	1904	-	273 (7)	199 (11)	-	-	-
22	516248	FLURY Jasmine	SUI	471	1905	316 (8)	-	-	155 (20)	-	-
23	426257	LIE Kajsa Vickhoff	NOR	463	1913	276 (12)	-	-	187 (16)	-	-
23	565401	BUCIK Ana	SLO	463	1913	-	309 (6)	154 (15)	-	-	-
25	426193	STJERNESUND Th.	NOR	452	1924	-	168 (17)	184 (12)	-	-	100 (2)
26	506146	SWENN LARSSON Anna	SWE	449	1927	-	449 (5)	-	-	-	-
27	56392	GRITTSCH Franziska	AUT	446	1930	3 (59)	196 (15)	129 (18)	36 (35)	45 (5)	37 (12)
28	197497	MIRADOLI Romane	FRA	398	1978	140 (23)	-	7 (47)	251 (11)	-	-
29	56328	ORTLIEB Nina	AUT	370	2006	343 (6)	-	-	27 (38)	-	-
30	197641	GAUCHE Laura	FRA	344	2032	171 (22)	-	-	137 (22)	36 (7)	-
31	415232	ROBINSON Alice	NZL	341	2035	34 (37)	-	159 (14)	148 (21)	-	-
32	107613	GRENIER Valerie	CAN	331	2045	-	-	283 (9)	30 (37)	18 (14)	-
33	56388	LIENSBERGER Katharina	AUT	330	2046	-	207 (13)	116 (19)	-	-	7 (23)
34	426100	HOLTMANN Mina Fuerst	NOR	320	2056	-	168 (17)	152 (16)	-	-	-
35	426043	TVIBERG Maria Therese	NOR	315	2061	-	119 (21)	93 (23)	-	-	103 (1)
36	516219	NUFER Priska	SUI	307	2069	227 (16)	-	-	58 (28)	22 (12)	-
37	56315	TRUPPE Katharina	AUT	299	2077	-	218 (12)	76 (27)	-	-	5 (27)
38	435334	GASIENICA-DANI.	POL	298	2078	-	-	210 (10)	7 (54)	24 (11)	57 (5)
39	6535455	JOHNSON Breezy	USA	295	2081	255 (14)	-	-	40 (34)	-	-
40	56088	TIPPLER Tamara	AUT	285	2091	117 (26)	-	-	168 (18)	-	-
41	299624	PIROVANO Laura	ITA	282	2094	207 (18)	-	-	75 (25)	-	-
42	56177	VENIER Stephanie	AUT	276	2100	181 (21)	-	-	95 (23)	-	-
43	385096	POPOVIC Leona	CRO	261	2115	-	261 (8)	-	-	-	-
44	507109	ARONSSON ELFMAN Hanna	SWE	257	2119	-	253 (9)	4 (55)	-	-	-
45	107427	ST-GERMAIN Laurence	CAN	236	2140	-	236 (11)	-	-	-	-
46	56174	HAASER Ricarda	AUT	234	2142	-	-	141 (17)	33 (36)	60 (3)	-
47	516562	RAST Camille	SUI	227	2149	-	114 (23)	88 (24)	-	-	25 (15)
48	55970	SCHMIDHOFER Nicole	AUT	217	2159	43 (35)	-	-	174 (17)	-	-
49	385116	LJUTIC Zrinka	CRO	216	2160	-	198 (14)	18 (43)	-	-	-
50	197124	FRASSE SOMBET Coralie	FRA	202	2174	-	-	160 (13)	-	-	42 (11)
51	507168	AICHER Emma	GER	196	2180	48 (33)	96 (27)	-	14 (47)	32 (8)	6 (25)
52	105269	GAGNON Marie-Michele	CAN	182	2194	72 (30)	-	-	84 (24)	26 (10)	-
53	107798	NULLMEYER Ali	CAN	176	2200	-	176 (16)	-	-	-	-
54	6535791	WRIGHT Isabella	USA	169	2207	126 (24)	-	-	23 (40)	20 (13)	-
55	56256	RAEDLER Ariane	AUT	142	2234	72 (30)	-	-	70 (26)	-	-
56	155728	DUBOVSKA Martina	CZE	141	2235	-	141 (20)	-	-	-	-
57	299466	DELAGO Nicol	ITA	135	2241	118 (25)	-	-	17 (44)	-	-
57	516283	ELLENBERGER Andrea	SUI	135	2241	-	-	106 (21)	-	-	29 (13)
59	56253	HUBER Katharina	AUT	134	2242	-	115 (22)	19 (42)	-	-	-
60	155763	LEDECKA Ester	CZE	130	2246	85 (29)	-	-	45 (32)	-	-
61	6535773	O BRIEN Nina	USA	120	2256	-	3 (61)	88 (24)	-	-	29 (13)
62	299630	DELAGO Nadia	ITA	115	2261	110 (27)	-	-	5 (57)	-	-
63	516504	DANIOTH Aline	SUI	113	2263	-	113 (24)	-	-	-	-
64	196806	NOENS Nastasia	FRA	112	2264	-	112 (25)	-	-	-	-

Kvitfjell (NOR)

8th Women's Downhill

OVERALL FIS WCSL LIST

Number of Competitors: 158, Number of NSAs: 23

Rank	FIS Code	Name	NSA Code	WCSL	Diff.	DH 9 races	SL 10 races	GS 9 races	SG 7 races	AC 1 race	PAR 1 race
65	107747	SMART Amelia	CAN	110	2266	-	110 (26)	-	-	-	-
66	56258	AGER Christina	AUT	109	2267	94 (28)	-	-	15 (46)	-	-
67	565463	SLOKAR Andreja	SLO	106	2270	-	45 (35)	11 (45)	-	-	50 (7)
68	565491	DVORNIK Neja	SLO	95	2281	-	71 (30)	24 (38)	-	-	-
69	426187	LYSDAHL Kristin	NOR	91	2285	-	41 (37)	-	-	-	50 (7)
70	355061	HILZINGER Jessica	GER	88	2288	-	88 (28)	-	-	-	-
71	56217	BRUNNER Stephanie	AUT	83	2293	-	-	69 (28)	-	-	14 (19)
72	516426	STOFFEL Elena	SUI	82	2294	-	82 (29)	-	-	-	-
73	299383	MELESI Roberta	ITA	78	2298	-	-	31 (35)	47 (31)	-	-
74	56198	SCHEYER Christine	AUT	73	2303	59 (32)	-	-	14 (47)	-	-
75	198176	LAMURE Marie	FRA	72	2304	-	22 (41)	-	-	-	50 (7)
75	206497	FILSER Andrea	GER	72	2304	-	66 (31)	-	-	-	6 (25)
77	56417	FEST Nadine	AUT	68	2308	25 (41)	-	-	43 (33)	-	-
78	56416	SCHEIB Julia	AUT	66	2310	-	-	66 (29)	-	-	-
79	197616	ALPHAND Estelle	SWE	64	2312	-	-	59 (30)	-	-	5 (27)
80	516268	WILD Simone	SUI	61	2315	-	-	54 (32)	-	-	7 (23)
81	805009	COLTURI Lara	ALB	59	2317	-	6 (55)	53 (33)	-	-	-
81	298694	PICHLER Karoline	ITA	59	2317	10 (47)	-	1 (59)	48 (30)	-	-
83	6295075	DELLA MEA Lara	ITA	56	2320	-	56 (32)	-	-	-	-
84	56199	KAPPAURER Elisabeth	AUT	55	2321	-	-	55 (31)	-	-	-
85	516519	SUTER Juliana	SUI	51	2325	27 (40)	-	-	24 (39)	-	-
86	6295165	ROSSETTI Marta	ITA	49	2327	-	49 (33)	-	-	-	-
87	516705	DURRER Delia	SUI	48	2328	48 (33)	-	-	-	-	-
88	516530	GOOD Nicole	SUI	47	2329	-	47 (34)	-	-	-	-
89	299363	ZENERE Asja	ITA	46	2330	-	-	46 (34)	-	-	-
90	516517	JENAL Stephanie	SUI	44	2332	32 (38)	-	-	12 (50)	-	-
91	299983	GULLI Anita	ITA	43	2333	-	43 (36)	-	-	-	-
92	197651	DIREZ Clara	FRA	42	2334	-	-	22 (40)	-	-	20 (16)
93	56333	MAIR Chiara	AUT	40	2336	-	36 (39)	-	-	-	4 (29)
93	56311	REISINGER Elisabeth	AUT	40	2336	28 (39)	-	-	12 (50)	-	-
95	516528	MEILLARD Melanie	SUI	39	2337	-	39 (38)	-	-	-	-
96	56373	MOERZINGER Elisa	AUT	36	2340	-	-	26 (37)	-	-	10 (20)
97	715171	MUZAFERIJA Elvedina	BIH	30	2346	7 (50)	-	-	7 (54)	16 (15)	-
97	565471	HROVAT Meta	SLO	30	2346	-	3 (61)	27 (36)	-	-	-
99	565373	ROBNIK Tina	SLO	28	2348	-	-	12 (44)	-	-	16 (18)
99	297702	MARSAGLIA Francesca	ITA	28	2348	8 (48)	-	-	20 (41)	-	-
101	56367	GALLHUBER Katharina	AUT	24	2352	-	23 (40)	-	-	-	1 (33)
101	516394	SUTER Jasmina	SUI	24	2352	4 (57)	-	-	18 (42)	-	2 (31)
103	6295186	PLATINO Elisa	ITA	23	2353	-	-	23 (39)	-	-	-
104	56344	SPORER Marie-Therese	AUT	22	2354	-	22 (41)	-	-	-	-
105	507011	LOEVBLOM Hilma	SWE	20	2356	-	-	20 (41)	-	-	-
105	107697	FLECKENSTEIN Stefanie	CAN	20	2356	20 (42)	-	-	-	-	-
105	516521	KOLLY Noemie	SUI	20	2356	8 (48)	-	-	12 (50)	-	-
105	426324	MONSEN Marte	NOR	20	2356	-	-	-	-	-	20 (16)
105	485941	PLESHKOVA Julia	RUS	20	2356	7 (50)	-	-	13 (49)	-	-
110	6536171	HENSIEN Katie	USA	19	2357	-	15 (44)	4 (55)	-	-	-
110	197383	GAUTHIER Tiffany	FRA	19	2357	2 (60)	-	-	17 (44)	-	-
112	198029	SMADJA CLEMENT Karen	FRA	18	2358	-	-	-	18 (42)	-	-
113	106961	MIELZYNSKI Erin	CAN	17	2359	-	17 (43)	-	-	-	-
114	25210	MORENO Cande	AND	16	2360	16 (43)	-	-	-	-	-
115	6535765	MANGAN Tricia	USA	15	2361	15 (44)	-	-	-	-	-
115	507046	BOSTROEM MUSSENER Moa	SWE	15	2361	-	15 (44)	-	-	-	-
117	6536895	SUNSHINE Ava	USA	14	2362	-	14 (46)	-	-	-	-
117	225518	GUEST Charlie	GBR	14	2362	-	14 (46)	-	-	-	-
119	299822	TSCHURTSCHENTH.	ITA	12	2364	-	12 (48)	-	-	-	-
120	198177	BRECHE Clarisse	FRA	11	2365	-	11 (49)	-	-	-	-
120	6536213	CASHMAN Keely	USA	11	2365	7 (50)	-	-	4 (59)	-	-
120	539536	WILES Jacqueline	USA	11	2365	11 (46)	-	-	-	-	-
123	516407	KASPER Vanessa	SUI	10	2366	-	-	1 (59)	-	-	9 (21)
124	108461	RICHARDSON Britt	CAN	9	2367	-	-	9 (46)	-	-	-
124	507325	OEHLUND Cornelia	SWE	9	2367	-	9 (51)	-	-	-	-
124	307493	ANDO Asa	JPN	9	2367	-	9 (51)	-	-	-	-
124	506583	SAEFVENBERG Charlotta	SWE	9	2367	-	9 (51)	-	-	-	-
128	197956	CERUTTI Camille	FRA	8	2368	1 (62)	-	-	7 (54)	-	-

Kvitfjell (NOR)

8th Women's Downhill

OVERALL FIS WCSL LIST

Number of Competitors: 158, Number of NSAs: 23

Rank	FIS Code	Name	NSA Code	WCSL	Diff.	DH 9 races	SL 10 races	GS 9 races	SG 7 races	AC 1 race	PAR 1 race
128	56224	MAIER Sabrina	AUT	8	2368	5 (54)	-	-	3 (61)	-	-
128	225525	TILLEY Alex	GBR	8	2368	-	-	4 (55)	-	-	4 (29)
131	198215	POGNEAUX Chiara	FRA	7	2369	-	7 (54)	-	-	-	-
131	565320	FERK SAIONI Marusa	SLO	7	2369	2 (60)	-	-	5 (57)	-	-
131	6536392	HURT A J	USA	7	2369	-	-	5 (50)	-	-	2 (31)
134	507155	NYBERG Lisa	SWE	6	2370	-	-	6 (49)	-	-	-
134	506701	HOERBLAD Lisa	SWE	6	2370	6 (53)	-	-	-	-	-
134	107583	REMME Roni	GER	6	2370	-	2 (64)	-	4 (59)	-	-
137	516611	SCHMITT Janine	SUI	5	2371	5 (54)	-	-	-	-	-
137	56517	ASTNER Nina	AUT	5	2371	-	-	5 (50)	-	-	-
137	516574	HAERRI Vivianne	SUI	5	2371	-	-	5 (50)	-	-	-
137	6536396	WILKINSON Alix	USA	5	2371	5 (54)	-	-	-	-	-
141	206759	HIRTL-STANGGAS.	GER	4	2372	4 (57)	-	-	-	-	-
141	56550	HOERHAGER Lisa	AUT	4	2372	-	4 (56)	-	-	-	-
141	6536851	ZIMMERMANN Zoe	USA	4	2372	-	4 (56)	-	-	-	-
141	506867	FERMBAECK Elsa	SWE	4	2372	-	4 (56)	-	-	-	-
141	299699	PETERLINI Martina	ITA	4	2372	-	4 (56)	-	-	-	-
141	185493	POHJOLAINEN Rosa	FIN	4	2372	-	4 (56)	-	-	-	-
147	299939	LORENZI Lucrezia	ITA	3	2373	-	3 (61)	-	-	-	-
148	435432	LUCZAK Magdalena	POL	2	2374	-	-	2 (58)	-	-	-
148	197860	ROUX Tiffany	FRA	2	2374	-	-	-	2 (62)	-	-
148	665009	SHKANOVA Maria	BLR	2	2374	-	2 (64)	-	-	-	-
151	198037	ERRARD Anouck	FRA	1	2375	1 (62)	-	-	-	-	-
151	405138	JELINKOVA Adriana	CZE	1	2375	-	-	1 (59)	-	-	-
151	6536821	MACUGA Lauren	USA	1	2375	1 (62)	-	-	-	-	-
151	197931	LACHEB Kenza	FRA	1	2375	-	1 (66)	-	-	-	-
151	306977	MUKOGAWA Sakurako	JPN	1	2375	-	1 (66)	-	-	-	-
151	56426	NUSSBAUMER Vanessa	AUT	1	2375	1 (62)	-	-	-	-	-
151	206532	SCHMOTZ Marlene	GER	1	2375	-	-	1 (59)	-	-	-
151	485802	TKACHENKO Ekaterina	RUS	1	2375	-	-	1 (59)	-	-	-

Legend:							
-	No points	AC	Alpine Combined	DH	Downhill	Diff.	Difference
GS	Giant Slalom	PAR	Parallel	SG	Super-G	SL	Slalom
WCSL	Overall points						

Kvitfjell (NOR)


8th Women's Downhill

FIS NATION CUP

Number of Nations: 20

Rank	NSA	Name	Points	Diff.	DH	SL	GS	SG	AC	PAR	TE
1	SUI	Switzerland	4015		1257	950	809	999	-	-	-
2	ITA	Italy	3508	507	1437	137	943	991	-	-	-
3	AUT	Austria	3306	709	1098	588	607	1013	-	-	-
4	USA	United States of America	2665	1350	543	1065	834	223	-	-	-
5	NOR	Norway	1662	2353	416	345	547	354	-	-	-
6	SWE	Sweden	1240	2775	-	830	410	-	-	-	-
7	FRA	France	1107	2908	204	120	381	402	-	-	-
8	GER	Germany	1076	2939	273	667	-	136	-	-	-
9	SVK	Slovakia	975	3040	9	530	436	-	-	-	-
10	SLO	Slovenia	937	3078	451	294	156	36	-	-	-
11	CAN	Canada	719	3296	40	331	261	87	-	-	-
12	CRO	Croatia	445	3570	-	427	18	-	-	-	-
13	NZL	New Zealand	241	3774	34	-	135	72	-	-	-
14	POL	Poland	138	3877	-	-	138	-	-	-	-
15	CZE	Czechia	117	3898	-	117	-	-	-	-	-
16	ALB	Albania	59	3956	-	6	53	-	-	-	-
17	AND	Andorra	16	3999	16	-	-	-	-	-	-
18	JPN	Japan	8	4007	-	8	-	-	-	-	-
19	BIH	Bosnia and Herzegovina	6	4009	3	-	-	3	-	-	-
20	GBR	Great Britain	3	4012	-	3	-	-	-	-	-

Kvitfjell (NOR)

8th Women's Downhill

OVERALL FIS NATION CUP



Number of Nations: 27

Rk	NSA	Overall			DH Points			SL Points			GS Points			SG Points			AC Points			PAR Points			TE Points
		M+W	M	W	M+W	M	W	M+W	M	W	M+W	M	W	M+W	M	W	M+W	M	W	M+W	M	W	M+W
1	SUI	8902	4887	4015	2443	1186	1257	2260	1310	950	2049	1240	809	2150	1151	999	-	-	-	-	-	-	-
2	AUT	7086	3780	3306	2152	1054	1098	1526	938	588	1434	827	607	1974	961	1013	-	-	-	-	-	-	-
3	NOR	5746	4084	1662	1173	757	416	2013	1668	345	1675	1128	547	885	531	354	-	-	-	-	-	-	-
4	ITA	5298	1790	3508	2093	656	1437	608	471	137	1190	247	943	1407	416	991	-	-	-	-	-	-	-
5	USA	3569	904	2665	1048	505	543	1167	102	1065	996	162	834	358	135	223	-	-	-	-	-	-	-
6	FRA	3136	2029	1107	858	654	204	576	456	120	775	394	381	927	525	402	-	-	-	-	-	-	-
7	GER	2378	1302	1076	704	431	273	1086	419	667	218	218	-	370	234	136	-	-	-	-	-	-	-
8	CAN	1615	896	719	455	415	40	399	68	331	379	118	261	382	295	87	-	-	-	-	-	-	-
9	SLO	1476	539	937	557	106	451	316	22	294	530	374	156	73	37	36	-	-	-	-	-	-	-
10	SWE	1395	155	1240	-	-	-	981	151	830	414	4	410	-	-	-	-	-	-	-	-	-	-
11	SVK	995	20	975	9	-	9	530	-	530	456	20	436	-	-	-	-	-	-	-	-	-	-
12	CRO	789	344	445	-	-	-	619	192	427	170	152	18	-	-	-	-	-	-	-	-	-	-
13	NZL	241	-	241	34	-	34	-	-	-	135	-	135	72	-	72	-	-	-	-	-	-	-
14	GBR	226	223	3	-	-	-	226	223	3	-	-	-	-	-	-	-	-	-	-	-	-	-
15	BUL	160	160	-	-	-	-	160	160	-	-	-	-	-	-	-	-	-	-	-	-	-	-
16	POL	138	-	138	-	-	-	-	-	-	138	-	138	-	-	-	-	-	-	-	-	-	-
17	CZE	129	12	117	-	-	-	117	-	117	-	-	-	12	12	-	-	-	-	-	-	-	-
18	BEL	101	101	-	-	-	-	59	59	-	42	42	-	-	-	-	-	-	-	-	-	-	-
19	GRE	91	91	-	-	-	-	91	91	-	-	-	-	-	-	-	-	-	-	-	-	-	-
20	AND	87	71	16	16	-	16	-	-	-	71	71	-	-	-	-	-	-	-	-	-	-	-
21	ALB	59	-	59	-	-	-	6	-	6	53	-	53	-	-	-	-	-	-	-	-	-	-
22	ESP	51	51	-	-	-	-	51	51	-	-	-	-	-	-	-	-	-	-	-	-	-	-
23	CHI	38	38	-	7	7	-	-	-	-	-	-	-	31	31	-	-	-	-	-	-	-	-
24	FIN	22	22	-	15	15	-	-	-	-	7	7	-	-	-	-	-	-	-	-	-	-	-
25	JPN	14	6	8	-	-	-	14	6	8	-	-	-	-	-	-	-	-	-	-	-	-	-
26	BIH	6	-	6	3	-	3	-	-	-	-	-	-	3	-	3	-	-	-	-	-	-	-
27	LIE	4	4	-	4	4	-	-	-	-	-	-	-	-	-	-	-	-	-	-	-	-	-

Kvitfjell (NOR)



8th Women's Downhill

BRANDS STANDINGS

Number of Brands: 8

Rank	Name	Points	Diff.	DH	SL	GS	SG	AC	PAR
1	Head	4595		1120	1465	850	1160	-	-
2	Atomic	2855	1740	1080	785	620	370	-	-
3	Rossignol	2575	2020	200	915	1145	315	-	-
4	Salomon	845	3750	40	125	425	255	-	-
5	Kaestle	400	4195	400	-	-	-	-	-
6	Fischer	200	4395	95	60	-	45	-	-
7	Dynastar	185	4410	80	-	-	105	-	-
8	Voelkl	85	4510	-	85	-	-	-	-

Kvitfjell (NOR)



8th Women's Downhill

OVERALL BRANDS STANDINGS

Number of Brands: 11

Rank	Brand	Overall			DH Points			SL Points			GS Points			SG Points			AC Points			PAR Points		
		M+W	M	W	M+W	M	W	M+W	M	W	M+W	M	W	M+W	M	W	M+W	M	W	M+W	M	W
1	Head	7215	2620	4595	2380	1260	1120	1785	320	1465	1155	305	850	1895	735	1160	-	-	-	-	-	-
2	Atomic	5535	2680	2855	1970	890	1080	1600	815	785	1140	520	620	825	455	370	-	-	-	-	-	-
3	Rossignol	4440	1865	2575	500	300	200	1770	855	915	1735	590	1145	435	120	315	-	-	-	-	-	-
4	Stoeckli	1535	1535	-	350	350	-	-	-	-	645	645	-	540	540	-	-	-	-	-	-	-
5	Fischer	1115	915	200	215	120	95	580	520	60	45	45	-	275	230	45	-	-	-	-	-	-
6	-	930	930	-	-	-	-	490	490	-	440	440	-	-	-	-	-	-	-	-	-	-
7	Salomon	925	80	845	120	80	40	125	-	125	425	-	425	255	-	255	-	-	-	-	-	-
8	Dynastar	615	430	185	80	-	80	300	300	-	80	80	-	155	50	105	-	-	-	-	-	-
9	Kaestle	400	-	400	400	-	400	-	-	-	-	-	-	-	-	-	-	-	-	-	-	-
10	Voelkl	175	90	85	-	-	-	175	90	85	-	-	-	-	-	-	-	-	-	-	-	-
11	Nordica	170	170	-	45	45	-	-	-	-	-	-	-	125	125	-	-	-	-	-	-	-