



Competition Analysis

Course Information:	Height Difference (HD): 52m	Maximum Climb (MC): 33m
Total Climb (TC): 328m	Course Length: 2500	Number of Laps: 4

RANK	BIB NAME	NSA						TIME DIFFERENCE			SKI JUMPING			TIME			TIME BEHIND			RANK
		0.9 / 5.0 / 9.3 km		1.8 / 5.9 / 10.0 km		2.5 / 6.8 km		POINTS			RANK			4.3 / 8.4 km						
		TIME	BEHIND	RK	TIME	BEHIND	RK	TIME	BEHIND	RK	TIME	BEHIND	RK	TIME	BEHIND	RK	TIME	BEHIND	RK	
1	1 RIBBER Jarl Magnus	NOR						0:00	150.30	1	24:49.2	0.0	1							
Cumulative Time	2:14.3	0.0	1	3:50.7	0.0	1	5:53.1	0.0	1	8:24.5	0.0	1	10:03.8	0.0	1					
Sector Time	2:14.3	+5.2	7	1:36.4	+3.9	26	2:02.4	+3.1	=15	2:31.4	+12.5	14	1:39.3	+5.6	=33					
Cumulative Time	12:09.9	0.0	1	14:43.7	0.0	1	16:23.4	0.0	1	18:28.1	0.0	1	20:59.9	0.0	1					
Sector Time	2:06.1	=32	32	2:33.8	+1.7	=10	1:39.7	+3.2	=19	2:04.7	+4.0	13	2:31.8	+11.5	20					
Cumulative Time	22:40.8	0.0	1	24:49.2	0.0	1														
Sector Time	1:40.9	+8.6	27	2:08.4	+14.4	18														
2	3 OTTEBRO Jens Luraas	NOR						0:28	143.30	3	25:36.7	+47.5	2							
Cumulative Time	2:45.5	+31.2	3	4:20.7	+30.0	2	6:21.1	+28.0	2	9:02.2	+37.7	2	10:47.7	+43.9	2					
Sector Time	2:17.5	+8.4	21	1:35.2	+2.7	15	2:00.4	+1.1	8	2:41.1	+22.2	41	1:45.5	+11.8	53					
Cumulative Time	12:54.0	+44.1	2	15:27.8	+44.1	2	17:13.3	+49.9	3	19:17.2	+49.1	2	21:46.7	+46.8	2					
Sector Time	2:06.3	=36	36	2:33.8	+1.7	=10	1:45.5	+9.0	47	2:03.9	+3.2	11	2:29.5	+9.2	17					
Cumulative Time	23:27.1	+46.3	2	25:36.7	+47.5	2														
Sector Time	1:40.4	+8.1	24	2:09.6	+15.6	22														
3	14 GEIGER Vinzenz	GER						1:43	124.50	14	25:51.9	+1:02.7	3							
Cumulative Time	3:59.5	+1:45.2	14	5:34.4	+1:43.7	14	7:42.0	+1:48.9	10	10:00.9	+1:36.4	7	11:38.6	+1:34.8	7					
Sector Time	2:16.5	+7.4	=16	1:34.9	+2.4	11	2:07.6	+8.3	=30	2:18.9	0.0	1	1:37.7	+4.0	23					
Cumulative Time	13:42.6	+1:32.7	7	16:17.0	+1:33.3	9	17:55.6	+1:32.2	8	19:56.3	+1:28.2	7	22:17.9	+1:18.0	8					
Sector Time	2:04.0	=7	7	2:34.4	+2.3	=14	1:38.6	+2.1	=15	2:00.7	0.0	1	2:21.6	+1.3	3					
Cumulative Time	23:57.9	+1:17.1	8	25:51.9	+1:02.7	3														
Sector Time	1:40.0	+7.7	=20	1:54.0	0.0	1														
4	13 RYDZEK Johannes	GER						1:42	124.70	13	25:52.6	+1:03.4	4							
Cumulative Time	3:56.9	+1:42.6	12	5:33.7	+1:43.0	10	7:42.2	+1:49.1	11	10:01.7	+1:37.2	8	11:39.0	+1:35.2	8					
Sector Time	2:14.9	+5.8	=10	1:36.8	+4.3	28	2:08.5	+9.2	38	2:19.5	+0.6	=2	1:37.3	+3.6	20					
Cumulative Time	13:43.0	+1:33.1	8	16:15.7	+1:32.0	7	17:55.2	+1:31.8	7	19:57.1	+1:29.0	9	22:18.6	+1:18.7	9					
Sector Time	2:04.0	=7	7	2:32.7	+0.6	=3	1:39.5	+3.0	17	2:01.9	+1.2	4	2:21.5	+1.2	2					
Cumulative Time	23:58.3	+1:17.5	9	25:52.6	+1:03.4	4														
Sector Time	1:39.7	+7.4	=17	1:54.3	+0.3	2														
5	2 SEIDL Mario	AUT						0:16	146.20	2	25:52.7	+1:03.5	5							
Cumulative Time	2:40.6	+26.3	2	4:21.0	+30.3	3	6:21.5	+28.4	3	9:03.0	+38.5	3	10:48.1	+44.3	3					
Sector Time	2:24.6	+15.5	45	1:40.4	+7.9	47	2:00.5	+1.2	=9	2:41.5	+22.6	42	1:45.1	+11.4	52					
Cumulative Time	12:54.5	+44.6	3	15:28.6	+44.9	3	17:12.9	+49.5	2	19:17.8	+49.7	3	21:54.3	+54.4	3					
Sector Time	2:06.4	=37	37	2:34.1	+2.0	12	1:44.3	+7.8	=41	2:04.9	+4.2	14	2:36.5	+16.2	35					
Cumulative Time	23:37.8	+57.0	3	25:52.7	+1:03.5	5														
Sector Time	1:43.5	+11.2	33	2:14.9	+20.9	35														
6	6 MUHLETHALER Laurent	FRA						1:06	133.80	6	25:54.0	+1:04.8	6							
Cumulative Time	3:24.9	+1:10.6	6	4:59.2	+1:08.5	6	7:05.8	+1:12.7	4	9:36.4	+1:11.9	5	11:12.9	+1:09.1	5					
Sector Time	2:18.9	+9.8	=25	1:34.3	+1.8	7	2:06.6	+7.3	24	2:30.6	+11.7	12	1:36.5	+2.8	=11					
Cumulative Time	13:19.9	+1:10.0	4	15:56.8	+1:13.1	6	17:33.4	+1:10.0	6	19:37.6	+1:09.5	4	22:06.8	+1:06.9	5					
Sector Time	2:07.0	=40	40	2:36.9	+4.8	27	1:36.6	+0.1	2	2:04.2	+3.5	12	2:29.2	+8.9	=15					
Cumulative Time	23:46.4	+1:05.6	4	25:54.0	+1:04.8	6														
Sector Time	1:39.6	+7.3	16	2:07.6	+13.6	16														



Competition Analysis

RANK	BIB NAME	NSA						TIME DIFFERENCE		SKI JUMPING		TIME			RANK
		0.9 / 5.0 / 9.3 km		1.8 / 5.9 / 10.0 km		2.5 / 6.8 km		3.4 / 7.5 km		4.3 / 8.4 km					
		TIME	BEHIND	RK	TIME	BEHIND	RK	TIME	BEHIND	RK	TIME	BEHIND	RK		
7	5 BAUD Matteo	FRA						1:02	134.90	5	25:55.4	+1:06.2			7
Cumulative Time	3:24.0	+1:09.7	5	4:59.0	+1:08.3	5	7:05.9	+1:12.8	5	9:37.2	+1:12.7	6	11:13.3	+1:09.5	6
Sector Time	2:22.0	+12.9	=37	1:35.0	+2.5	12	2:06.9	+7.6	25	2:31.3	+12.4	13	1:36.1	+2.4	=9
Cumulative Time	13:20.2	+1:10.3	5	15:55.1	+1:11.4	4	17:33.1	+1:09.7	5	19:38.8	+1:10.7	6	22:06.0	+1:06.1	4
Sector Time	2:06.9	=39	39	2:34.9	+2.8	22	1:38.0	+1.5	=10	2:05.7	+5.0	17	2:27.2	+6.9	13
Cumulative Time	23:46.8	+1:06.0	5	25:55.4	+1:06.2	7									
Sector Time	1:40.8	+8.5	26	2:08.6	+14.6	19									
8	7 SCHMID Julian	GER						1:24	129.40	7	25:57.8	+1:08.6			8
Cumulative Time	3:51.6	+1:37.3	7	5:33.1	+1:42.4	7	7:42.3	+1:49.2	12	10:03.9	+1:39.4	11	11:40.0	+1:36.2	11
Sector Time	2:27.6	+18.5	49	1:41.5	+9.0	=50	2:09.2	+9.9	45	2:21.6	+2.7	5	1:36.1	+2.4	=9
Cumulative Time	13:44.8	+1:34.9	12	16:17.6	+1:33.9	10	17:55.9	+1:32.5	9	19:56.7	+1:28.6	8	22:17.0	+1:17.1	7
Sector Time	2:04.8	=14	14	2:32.8	+0.7	5	1:38.3	+1.8	=12	2:00.8	+0.1	2	2:20.3	0.0	1
Cumulative Time	23:57.3	+1:16.5	7	25:57.8	+1:08.6	8									
Sector Time	1:40.3	+8.0	23	2:00.5	+6.5	5									
9	4 REHRL Franz-Josef	AUT						0:58	135.70	4	26:00.4	+1:11.2			9
Cumulative Time	3:23.0	+1:08.7	4	4:58.5	+1:07.8	4	7:06.8	+1:13.7	6	9:35.7	+1:11.2	4	11:12.4	+1:08.6	4
Sector Time	2:25.0	+15.9	46	1:35.5	+3.0	18	2:08.3	+9.0	37	2:28.9	+10.0	11	1:36.7	+3.0	=15
Cumulative Time	13:20.7	+1:10.8	6	15:56.0	+1:12.3	5	17:32.7	+1:09.3	4	19:38.3	+1:10.2	5	22:07.5	+1:07.6	6
Sector Time	2:08.3	=42	42	2:35.3	+3.2	23	1:36.7	+0.2	3	2:05.6	+4.9	16	2:29.2	+8.9	=15
Cumulative Time	23:47.4	+1:06.6	6	26:00.4	+1:11.2	9									
Sector Time	1:39.9	+7.6	19	2:13.0	+19.0	33									
10	9 RETTENEGGER Stefan	AUT						1:34	126.90	9	26:03.0	+1:13.8			10
Cumulative Time	3:53.9	+1:39.6	9	5:33.5	+1:42.8	8	7:42.6	+1:49.5	13	10:03.2	+1:38.7	10	11:39.7	+1:35.9	10
Sector Time	2:19.9	+10.8	=30	1:39.6	+7.1	44	2:09.1	+9.8	44	2:20.6	+1.7	4	1:36.5	+2.8	=11
Cumulative Time	13:43.4	+1:33.5	9	16:16.3	+1:32.6	8	17:56.0	+1:32.6	10	19:58.1	+1:30.0	11	22:19.8	+1:19.9	11
Sector Time	2:03.7	=4	4	2:32.9	+0.8	6	1:39.7	+3.2	=19	2:02.1	+1.4	5	2:21.7	+1.4	4
Cumulative Time	23:58.7	+1:17.9	10	26:03.0	+1:13.8	10									
Sector Time	1:38.9	+6.6	11	2:04.3	+10.3	=9									
11	12 FAISST Manuel	GER						1:42	124.90	12	26:04.2	+1:15.0			11
Cumulative Time	3:58.2	+1:43.9	13	5:33.9	+1:43.2	11	7:42.8	+1:49.7	14	10:02.3	+1:37.8	9	11:39.3	+1:35.5	9
Sector Time	2:16.2	+7.1	15	1:35.7	+3.2	=19	2:08.9	+9.6	=41	2:19.5	+0.6	=2	1:37.0	+3.3	19
Cumulative Time	13:44.2	+1:34.3	11	16:17.8	+1:34.1	11	17:56.4	+1:33.0	=11	19:57.6	+1:29.5	10	22:19.4	+1:19.5	10
Sector Time	2:04.9	=21	21	2:33.6	+1.5	8	1:38.6	+2.1	=15	2:01.2	+0.5	3	2:21.8	+1.5	5
Cumulative Time	23:59.1	+1:18.3	11	26:04.2	+1:15.0	11									
Sector Time	1:39.7	+7.4	=17	2:05.1	+11.1	12									
12	15 FRENZEL Eric	GER						1:43	124.50	14	26:07.5	+1:18.3			12
Cumulative Time	4:00.4	+1:46.1	15	5:34.2	+1:43.5	13	7:41.7	+1:48.6	9	10:06.0	+1:41.5	13	11:40.2	+1:36.4	12
Sector Time	2:17.4	+8.3	20	1:33.8	+1.3	5	2:07.5	+8.2	29	2:24.3	+5.4	=7	1:34.2	+0.5	3
Cumulative Time	13:46.0	+1:36.1	14	16:19.7	+1:36.0	14	17:56.9	+1:33.5	=13	19:59.3	+1:31.2	13	22:22.6	+1:22.7	12
Sector Time	2:05.8	=29	29	2:33.7	+1.6	9	1:37.2	+0.7	5	2:02.4	+1.7	7	2:23.3	+3.0	6
Cumulative Time	23:59.3	+1:18.5	12	26:07.5	+1:18.3	12									
Sector Time	1:36.7	+4.4	4	2:08.2	+14.2	17									
13	17 SKOGLUND Andreas	NOR						1:52	122.40	17	26:20.5	+1:31.3			13
Cumulative Time	4:01.1	+1:46.8	16	5:34.7	+1:44.0	=15	7:43.5	+1:50.4	16	10:07.8	+1:43.3	16	11:41.5	+1:37.7	15
Sector Time	2:09.1	0.0	=1	1:33.6	+1.1	=3	2:08.8	+9.5	40	2:24.3	+5.4	=7	1:33.7	0.0	=1
Cumulative Time	13:46.3	+1:36.4	15	16:18.4	+1:34.7	12	17:56.4	+1:33.0	=11	19:58.7	+1:30.6	12	22:24.4	+1:24.5	13
Sector Time	2:04.8	=14	14	2:32.1	0.0	=1	1:38.0	+1.5	=10	2:02.3	+1.6	6	2:25.7	+5.4	10
Cumulative Time	24:03.0	+1:22.2	13	26:20.5	+1:31.3	13									
Sector Time	1:38.6	+6.3	=8	2:17.5	+23.5	42									




Competition Analysis

RANK	BIB NAME	NSA						TIME DIFFERENCE		SKI JUMPING		TIME			RANK
		0.9 / 5.0 / 9.3 km		1.8 / 5.9 / 10.0 km		2.5 / 6.8 km		3.4 / 7.5 km		4.3 / 8.4 km					
		TIME	BEHIND	RK	TIME	BEHIND	RK	TIME	BEHIND	RK	TIME	BEHIND	RK		
14	10 YAMAMOTO Ryota	JPN						1:35	126.50	10	26:29.6	+1:40.4			14
Cumulative Time	3:54.7	+1:40.4	10	5:34.7	+1:44.0	=15	7:42.9	+1:49.8	15	10:06.8	+1:42.3	14	11:40.5	+1:36.7	13
Sector Time	2:19.7	+10.6	28	1:40.0	+7.5	46	2:08.2	+8.9	=35	2:23.9	+5.0	6	1:33.7	0.0	=1
Cumulative Time	13:43.8	+1:33.9	10	16:18.6	+1:34.9	13	17:56.9	+1:33.5	=13	19:59.7	+1:31.6	14	22:32.4	+1:32.5	14
Sector Time	2:03.3	=1	1	2:34.8	+2.7	=18	1:38.3	+1.8	=12	2:02.8	+2.1	8	2:32.7	+12.4	22
Cumulative Time	24:16.7	+1:35.9	14	26:29.6	+1:40.4	14									
Sector Time	1:44.3	+12.0	35	2:12.9	+18.9	32									
15	11 ILVES Kristjan	EST						1:36	126.20	11	26:34.7	+1:45.5			15
Cumulative Time	3:55.8	+1:41.5	11	5:33.6	+1:42.9	9	7:40.9	+1:47.8	7	10:05.2	+1:40.7	12	11:40.8	+1:37.0	14
Sector Time	2:19.8	+10.7	29	1:37.8	+5.3	=35	2:07.3	+8.0	=27	2:24.3	+5.4	=7	1:35.6	+1.9	7
Cumulative Time	13:45.6	+1:35.7	13	16:20.4	+1:36.7	15	17:57.4	+1:34.0	15	20:00.3	+1:32.2	15	22:33.6	+1:33.7	15
Sector Time	2:04.8	=14	14	2:34.8	+2.7	=18	1:37.0	+0.5	4	2:02.9	+2.2	9	2:33.3	+13.0	25
Cumulative Time	24:17.0	+1:36.2	15	26:34.7	+1:45.5	15									
Sector Time	1:43.4	+11.1	32	2:17.7	+23.7	43									
16	8 FRITZ Martin	AUT						1:28	128.30	8	26:43.0	+1:53.8			16
Cumulative Time	3:52.5	+1:38.2	8	5:34.0	+1:43.3	12	7:41.3	+1:48.2	8	10:07.7	+1:43.2	15	11:42.6	+1:38.8	16
Sector Time	2:24.5	+15.4	44	1:41.5	+9.0	=50	2:07.3	+8.0	=27	2:26.4	+7.5	10	1:34.9	+1.2	6
Cumulative Time	13:46.6	+1:36.7	16	16:21.3	+1:37.6	16	17:57.8	+1:34.4	16	20:01.2	+1:33.1	16	22:40.5	+1:40.6	16
Sector Time	2:04.0	=7	7	2:34.7	+2.6	17	1:36.5	0.0	1	2:03.4	+2.7	10	2:39.3	+19.0	40
Cumulative Time	24:25.0	+1:44.2	16	26:43.0	+1:53.8	16									
Sector Time	1:44.5	+12.2	37	2:18.0	+24.0	45									
17	19 LAMPARTER Johannes	AUT						1:58	120.70	19	27:01.3	+2:12.1			17
Cumulative Time	4:09.4	+1:55.1	17	5:45.4	+1:54.7	17	7:46.9	+1:53.8	17	10:18.9	+1:54.4	17	11:59.0	+1:55.2	17
Sector Time	2:11.4	+2.3	4	1:36.0	+3.5	23	2:01.5	+2.2	12	2:32.0	+13.1	15	1:40.1	+6.4	=38
Cumulative Time	14:06.1	+1:56.2	17	16:46.6	+2:02.9	17	18:26.9	+2:03.5	17	20:34.4	+2:06.3	17	23:10.5	+2:10.6	17
Sector Time	2:07.1	=41	41	2:40.5	+8.4	=35	1:40.3	+3.8	23	2:07.5	+6.8	=18	2:36.1	+15.8	33
Cumulative Time	24:49.8	+2:09.0	17	27:01.3	+2:12.1	17									
Sector Time	1:39.3	+7.0	=13	2:11.5	+17.5	29									
18	21 GRAABAK Joergen	NOR						2:14	116.70	21	27:17.3	+2:28.1			18
Cumulative Time	4:29.2	+2:14.9	20	6:03.2	+2:12.5	18	8:02.6	+2:09.5	18	10:38.2	+2:13.7	18	12:17.3	+2:13.5	18
Sector Time	2:15.2	+6.1	12	1:34.0	+1.5	6	1:59.4	+0.1	2	2:35.6	+16.7	=29	1:39.1	+5.4	=31
Cumulative Time	14:22.0	+2:12.1	18	17:01.8	+2:18.1	18	18:41.4	+2:18.0	18	20:46.9	+2:18.8	18	23:21.4	+2:21.5	18
Sector Time	2:04.7	=12	12	2:39.8	+7.7	33	1:39.6	+3.1	18	2:05.5	+4.8	15	2:34.5	+14.2	30
Cumulative Time	25:00.7	+2:19.9	18	27:17.3	+2:28.1	18									
Sector Time	1:39.3	+7.0	=13	2:16.6	+22.6	39									
19	25 HIRVONEN Eero	FIN						2:36	111.30	25	27:24.5	+2:35.3			19
Cumulative Time	4:52.5	+2:38.2	23	6:29.9	+2:39.2	23	8:30.2	+2:37.1	23	11:06.3	+2:41.8	22	12:44.6	+2:40.8	22
Sector Time	2:16.5	+7.4	=16	1:37.4	+4.9	34	2:00.3	+1.0	7	2:36.1	+17.2	31	1:38.3	+4.6	=25
Cumulative Time	14:48.3	+2:38.4	22	17:24.2	+2:40.5	22	19:06.5	+2:43.1	=21	21:23.5	+2:55.4	21	23:49.1	+2:49.2	21
Sector Time	2:03.7	=4	4	2:35.9	+3.8	26	1:42.3	+5.8	=31	2:17.0	+16.3	=44	2:25.6	+5.3	9
Cumulative Time	25:26.4	+2:45.6	20	27:24.5	+2:35.3	19									
Sector Time	1:37.3	+5.0	=5	1:58.1	+4.1	3									
20	26 OFTEBRO Einar Luraas	NOR						2:40	110.40	26	27:26.2	+2:37.0			20
Cumulative Time	4:53.5	+2:39.2	24	6:29.7	+2:39.0	22	8:29.8	+2:36.7	22	11:05.4	+2:40.9	20	12:43.8	+2:40.0	19
Sector Time	2:13.5	+4.4	6	1:36.2	+3.7	24	2:00.1	+0.8	4	2:35.6	+16.7	=29	1:38.4	+4.7	27
Cumulative Time	14:47.4	+2:37.5	19	17:25.4	+2:41.7	25	19:07.7	+2:44.3	27	21:24.5	+2:56.4	25	23:50.9	+2:51.0	23
Sector Time	2:03.6	=3	3	2:38.0	+5.9	=28	1:42.3	+5.8	=31	2:16.8	+16.1	42	2:26.4	+6.1	12
Cumulative Time	25:26.8	+2:46.0	22	27:26.2	+2:37.0	20									
Sector Time	1:35.9	+3.6	3	1:59.4	+5.4	4									




Competition Analysis

RANK	BIB NAME	NSA		TIME DIFFERENCE		SKI JUMPING		TIME		TIME BEHIND		RANK			
						POINTS	RANK								
						0.9 / 5.0 / 9.3 km							1.8 / 5.9 / 10.0 km		2.5 / 6.8 km
TIME	BEHIND	RK	TIME	BEHIND	RK	TIME	BEHIND	RK	TIME	BEHIND	RK				
21	27 ANDERSEN Espen	NOR		2:44	109.40	27	27:27.4	+2:38.2	21						
Cumulative Time	4:55.5	+2:41.2	26	6:30.9	+2:40.2	28	8:32.3	+2:39.2	27	11:08.7	+2:44.2	27	12:45.3	+2:41.5	27
Sector Time	2:11.5	+2.4	5	1:35.4	+2.9	=16	2:01.4	+2.1	11	2:36.4	+17.5	32	1:36.6	+2.9	=13
Cumulative Time	14:49.7	+2:39.8	25	17:25.2	+2:41.5	24	19:07.2	+2:43.8	25	21:25.0	+2:56.9	27	23:53.7	+2:53.8	25
Sector Time	2:04.4	11	11	2:35.5	+3.4	25	1:42.0	+5.5	=29	2:17.8	+17.1	49	2:28.7	+8.4	14
Cumulative Time	25:26.0	+2:45.2	19	27:27.4	+2:38.2	21									
Sector Time	1:32.3	0.0	1	2:01.4	+7.4	6									
22	24 KOSTNER Aaron	ITA		2:35	111.50	24	27:30.7	+2:41.5	22						
Cumulative Time	4:54.5	+2:40.2	25	6:30.3	+2:39.6	25	8:33.2	+2:40.1	29	11:09.9	+2:45.4	29	12:44.7	+2:40.9	23
Sector Time	2:19.5	+10.4	27	1:35.8	+3.3	21	2:02.9	+3.6	19	2:36.7	+17.8	33	1:34.8	+1.1	=4
Cumulative Time	14:48.9	+2:39.0	23	17:23.7	+2:40.0	21	19:07.0	+2:43.6	=23	21:23.9	+2:55.8	22	23:50.0	+2:50.1	22
Sector Time	2:04.2	10	10	2:34.8	+2.7	=18	1:43.3	+6.8	37	2:16.9	+16.2	43	2:26.1	+5.8	11
Cumulative Time	25:27.3	+2:46.5	24	27:30.7	+2:41.5	22									
Sector Time	1:37.3	+5.0	=5	2:03.4	+9.4	7									
23	30 LANGE Jakob	GER		2:47	108.50	30	27:32.9	+2:43.7	23						
Cumulative Time	4:56.1	+2:41.8	27	6:30.5	+2:39.8	26	8:30.7	+2:37.6	24	11:04.2	+2:39.7	19	12:44.2	+2:40.4	21
Sector Time	2:09.1	0.0	=1	1:34.4	+1.9	8	2:00.2	+0.9	=5	2:33.5	+14.6	=20	1:40.0	+6.3	37
Cumulative Time	14:49.3	+2:39.4	24	17:22.7	+2:39.0	19	19:07.0	+2:43.6	=23	21:24.0	+2:55.9	23	23:48.1	+2:48.2	20
Sector Time	2:05.1	=25	25	2:33.4	+1.3	7	1:44.3	+7.8	=41	2:17.0	+16.3	=44	2:24.1	+3.8	7
Cumulative Time	25:26.5	+2:45.7	21	27:32.9	+2:43.7	23									
Sector Time	1:38.4	+6.1	7	2:06.4	+12.4	14									
24	29 YACHI Sora	JPN		2:46	108.80	29	27:37.2	+2:48.0	24						
Cumulative Time	4:57.2	+2:42.9	29	6:30.8	+2:40.1	27	8:31.3	+2:38.2	25	11:08.2	+2:43.7	26	12:44.8	+2:41.0	24
Sector Time	2:11.2	+2.1	3	1:33.6	+1.1	=3	2:00.5	+1.2	=9	2:36.9	+18.0	34	1:36.6	+2.9	=13
Cumulative Time	14:48.2	+2:38.3	21	17:26.3	+2:42.6	27	19:06.1	+2:42.7	20	21:22.6	+2:54.5	19	23:47.0	+2:47.1	19
Sector Time	2:03.4	2	2	2:38.1	+6.0	30	1:39.8	+3.3	21	2:16.5	+15.8	41	2:24.4	+4.1	8
Cumulative Time	25:27.0	+2:46.2	23	27:37.2	+2:48.0	24									
Sector Time	1:40.0	+7.7	=20	2:10.2	+16.2	24									
25	20 WATABE Yoshito	JPN		2:10	117.80	20	27:40.5	+2:51.3	25						
Cumulative Time	4:30.0	+2:15.7	21	6:03.5	+2:12.8	19	8:12.9	+2:19.8	19	11:05.8	+2:41.3	21	12:45.1	+2:41.3	26
Sector Time	2:20.0	+10.9	32	1:33.5	+1.0	2	2:09.4	+10.1	47	2:52.9	+34.0	51	1:39.3	+5.6	=33
Cumulative Time	14:51.3	+2:41.4	29	17:26.1	+2:42.4	26	19:07.5	+2:44.1	26	21:24.6	+2:56.5	26	23:54.3	+2:54.4	26
Sector Time	2:06.2	35	35	2:34.8	+2.7	=18	1:41.4	+4.9	25	2:17.1	+16.4	46	2:29.7	+9.4	18
Cumulative Time	25:29.1	+2:48.3	25	27:40.5	+2:51.3	25									
Sector Time	1:34.8	+2.5	2	2:11.4	+17.4	=27									
26	28 FLATLA Kasper Moen	NOR		2:44	109.20	28	27:40.6	+2:51.4	26						
Cumulative Time	4:58.6	+2:44.3	30	6:31.1	+2:40.4	29	8:32.7	+2:39.6	28	11:07.2	+2:42.7	24	12:43.9	+2:40.1	20
Sector Time	2:14.6	+5.5	9	1:32.5	0.0	1	2:01.6	+2.3	13	2:34.5	+15.6	24	1:36.7	+3.0	=15
Cumulative Time	14:47.8	+2:37.9	20	17:23.2	+2:39.5	20	19:05.7	+2:42.3	19	21:23.1	+2:55.0	20	23:52.9	+2:53.0	24
Sector Time	2:03.9	6	6	2:35.4	+3.3	24	1:42.5	+6.0	34	2:17.4	+16.7	47	2:29.8	+9.5	19
Cumulative Time	25:31.6	+2:50.8	26	27:40.6	+2:51.4	26									
Sector Time	1:38.7	+6.4	10	2:09.0	+15.0	20									
27	22 RETTENEGGER Thomas	AUT		2:28	113.40	22	27:51.9	+3:02.7	27						
Cumulative Time	4:51.8	+2:37.5	22	6:30.1	+2:39.4	24	8:31.9	+2:38.8	26	11:09.1	+2:44.6	28	12:45.0	+2:41.2	25
Sector Time	2:23.8	+14.7	43	1:38.3	+5.8	38	2:01.8	+2.5	14	2:37.2	+18.3	36	1:35.9	+2.2	8
Cumulative Time	14:50.1	+2:40.2	26	17:24.5	+2:40.8	23	19:06.5	+2:43.1	=21	21:24.2	+2:56.1	24			
Sector Time	2:05.1	=25	25	2:34.4	+2.3	=14	1:42.0	+5.5	=29	2:17.7	+17.0	48			
Cumulative Time	25:32.6	+2:51.8	27	27:51.9	+3:02.7	27									
Sector Time				2:19.3	+25.3	=47									




Competition Analysis

RANK	BIB NAME	NSA						TIME DIFFERENCE				SKI JUMPING				TIME				RANK
		0.9 / 5.0 / 9.3 km		1.8 / 5.9 / 10.0 km		2.5 / 6.8 km		3.4 / 7.5 km		4.3 / 8.4 km		POINTS		RANK		BEHIND		RANK		
		TIME	BEHIND	RK	TIME	BEHIND	RK	TIME	BEHIND	RK	TIME	BEHIND	RK	TIME	BEHIND	RK	TIME	BEHIND	RK	
28	16 HEINIS Marco	FRA						1:50	122.90	16	28:25.0	+3:35.8				28				
Cumulative Time	4:20.3	+2:06.0	18	6:04.2	+2:13.5	21	8:13.7	+2:20.6	21	11:07.7	+2:43.2	25	12:45.6	+2:41.8	28					
Sector Time	2:30.3	+21.2	53	1:43.9	+11.4	53	2:09.5	+10.2	48	2:54.0	+35.1	53	1:37.9	+4.2	24					
Cumulative Time	14:50.8	+2:40.9	28	17:35.9	+2:52.2	30	19:20.7	+2:57.3	30	21:39.2	+3:11.1	30	24:28.1	+3:28.2	29					
Sector Time	2:05.2	=28	28	2:45.1	+13.0	47	1:44.8	+8.3	44	2:18.5	+17.8	50	2:48.9	+28.6	=48					
Cumulative Time	26:13.4	+3:32.6	30	28:25.0	+3:35.8	28														
Sector Time	1:45.3	+13.0	40	2:11.6	+17.6	30														
29	18 DEUSCHL Christian	AUT						1:58	120.80	18	28:27.5	+3:38.3				29				
Cumulative Time	4:21.1	+2:06.8	19	6:03.9	+2:13.2	20	8:13.2	+2:20.1	20	11:06.7	+2:42.2	23	12:45.4	+2:41.6	28					
Sector Time	2:23.1	+14.0	40	1:42.8	+10.3	52	2:09.3	+10.0	46	2:53.5	+34.6	52	1:38.7	+5.0	29					
Cumulative Time	14:50.5	+2:40.6	27	17:33.4	+2:49.7	28	19:20.2	+2:56.8	29	21:38.8	+3:10.7	29	24:27.0	+3:27.1	27					
Sector Time	2:05.1	=25	25	2:42.9	+10.8	=40	1:46.8	+10.3	51	2:18.6	+17.9	51	2:48.2	+27.9	47					
Cumulative Time	26:13.0	+3:32.2	29	28:27.5	+3:38.3	29														
Sector Time	1:46.0	+13.7	=42	2:14.5	+20.5	34														
30	23 BRECL Gasper	SLO						2:35	111.60	23	28:29.1	+3:39.9				30				
Cumulative Time	4:56.5	+2:42.2	28	6:31.3	+2:40.6	30	8:33.9	+2:40.8	30	11:11.0	+2:46.5	30	12:45.8	+2:42.0	30					
Sector Time	2:21.5	+12.4	35	1:34.8	+2.3	10	2:02.6	+3.3	18	2:37.1	+18.2	35	1:34.8	+1.1	=4					
Cumulative Time	14:51.8	+2:41.9	30	17:34.7	+2:51.0	29	19:19.7	+2:56.3	28	21:38.4	+3:10.3	28	24:27.3	+3:27.4	28					
Sector Time	2:06.0	=30	30	2:42.9	+10.8	=40	1:45.0	+8.5	45	2:18.7	+18.0	52	2:48.9	+28.6	=48					
Cumulative Time	26:12.8	+3:32.0	28	28:29.1	+3:39.9	30														
Sector Time	1:45.5	+13.2	41	2:16.3	+22.3	38														
31	34 GERARD Antoine	FRA						3:09	103.00	34	28:32.6	+3:43.4				31				
Cumulative Time	5:36.2	+3:21.9	34	7:11.6	+3:20.9	34	9:14.0	+3:20.9	34	11:52.5	+3:28.0	35	13:30.1	+3:26.3	31					
Sector Time	2:27.2	+18.1	48	1:35.4	+2.9	=16	2:02.4	+3.1	=15	2:38.5	+19.6	38	1:37.6	+3.9	22					
Cumulative Time	15:34.9	+3:25.0	31	18:20.6	+3:36.9	33	20:02.4	+3:39.0	31	22:11.0	+3:42.9	31	24:47.9	+3:48.0	32					
Sector Time	2:04.8	=14	14	2:45.7	+13.6	=48	1:41.8	+5.3	28	2:08.6	+7.9	=26	2:36.9	+16.6	36					
Cumulative Time	26:28.5	+3:47.3	33	28:32.6	+3:43.4	31														
Sector Time	1:40.6	+8.3	25	2:04.1	+10.1	8														
32	31 WATABE Akito	JPN						2:54	106.70	31	28:37.2	+3:48.0				32				
Cumulative Time	5:16.0	+3:01.7	31	6:55.3	+3:04.6	31	9:07.7	+3:14.6	31	11:50.5	+3:26.0	31	13:31.6	+3:27.8	34					
Sector Time	2:22.0	+12.9	=37	1:39.3	+6.8	42	2:12.4	+13.1	=49	2:42.8	+23.9	=44	1:41.1	+7.4	=47					
Cumulative Time	15:36.4	+3:26.5	34	18:21.2	+3:37.5	34	20:04.0	+3:40.6	35	22:12.3	+3:44.2	34	24:46.7	+3:46.8	31					
Sector Time	2:04.8	=14	14	2:44.8	+12.7	46	1:42.8	+6.3	36	2:08.3	+7.6	=23	2:34.4	+14.1	29					
Cumulative Time	26:28.1	+3:47.3	32	28:37.2	+3:48.0	32														
Sector Time	1:41.4	+9.1	29	2:09.1	+15.1	21														
33	33 ORTER Philipp	AUT						3:02	104.70	33	28:44.3	+3:55.1				33				
Cumulative Time	5:19.3	+3:05.0	33	6:55.9	+3:05.2	33	9:08.5	+3:15.4	33	11:51.3	+3:26.8	=32	13:30.4	+3:26.6	32					
Sector Time	2:17.3	+8.2	19	1:36.6	+4.1	27	2:12.6	+13.3	51	2:42.8	+23.9	=44	1:39.1	+5.4	=31					
Cumulative Time	15:35.4	+3:25.5	32	18:18.8	+3:35.1	31	20:02.8	+3:39.4	32	22:11.4	+3:43.3	32	24:46.4	+3:46.5	30					
Sector Time	2:05.0	=23	23	2:43.4	+11.3	44	1:44.0	+7.5	39	2:08.6	+7.9	=26	2:35.0	+14.7	31					
Cumulative Time	26:27.5	+3:46.7	31	28:44.3	+3:55.1	33														
Sector Time	1:41.1	+8.8	28	2:16.8	+22.8	40														
34	42 BUZZI Raffaele	ITA						4:00	90.20	42	28:49.0	+3:59.8				34				
Cumulative Time	6:15.8	+4:01.5	40	7:52.9	+4:02.2	40	9:53.1	+4:00.0	41	12:26.8	+4:02.3	40	14:07.6	+4:03.8	40					
Sector Time	2:15.8	+6.7	=13	1:37.1	+4.6	30	2:00.2	+0.9	=5	2:33.7	+14.8	22	1:40.8	+7.1	=42					
Cumulative Time	16:12.4	+4:02.5	40	18:44.5	+4:00.8	37	20:24.5	+4:01.1	39	22:32.1	+4:04.0	38	25:05.7	+4:05.8	36					
Sector Time	2:04.8	=14	14	2:32.1	0.0	=1	1:40.0	+3.5	22	2:07.6	+6.9	=20	2:33.6	+13.3	26					
Cumulative Time	26:44.7	+4:03.9	36	28:49.0	+3:59.8	34														
Sector Time	1:39.0	+6.7	12	2:04.3	+10.3	=9														



Competition Analysis

RANK	BIB NAME	NSA						TIME DIFFERENCE		SKI JUMPING		TIME			RANK
		0.9 / 5.0 / 9.3 km		1.8 / 5.9 / 10.0 km		2.5 / 6.8 km		3.4 / 7.5 km		4.3 / 8.4 km					
		TIME	BEHIND	RK	TIME	BEHIND	RK	TIME	BEHIND	RK	POINTS	RANK	TIME	BEHIND	
35	43 COSTA Samuel	ITA						4:03	89.50	43	28:49.1	+3:59.9			35
Cumulative Time	6:17.5	+4:03.2	42	7:53.2	+4:02.5	41	9:52.5	+3:59.4	40	12:27.6	+4:03.1	41	14:07.9	+4:04.1	41
Sector Time	2:14.5	+5.4	8	1:35.7	+3.2	=19	1:59.3	0.0	1	2:35.1	+16.2	=26	1:40.3	+6.6	40
Cumulative Time	16:12.8	+4:02.9	41	18:45.5	+4:01.8	38	20:24.0	+4:00.6	37	22:31.6	+4:03.5	37	25:04.7	+4:04.8	35
Sector Time	2:04.9	=21	21	2:32.7	+0.6	=3	1:38.5	+2.0	14	2:07.6	+6.9	=20	2:33.1	+12.8	24
Cumulative Time	26:44.2	+4:03.4	35	28:49.1	+3:59.9	35									
Sector Time	1:39.5	+7.2	15	2:04.9	+10.9	11									
36	40 RIESSLE Fabian	GER						3:48	93.20	40	28:51.4	+4:02.2			36
Cumulative Time	6:08.5	+3:54.2	38	7:43.6	+3:52.9	38	9:47.8	+3:54.7	37	12:20.6	+3:56.1	36	14:01.5	+3:57.7	36
Sector Time	2:20.5	+11.4	33	1:35.1	+2.6	=13	2:04.2	+4.9	20	2:32.8	+13.9	=17	1:40.9	+7.2	44
Cumulative Time	16:07.6	+3:57.7	36	18:41.9	+3:58.2	36	20:23.6	+4:00.2	36	22:31.2	+4:03.1	36	25:06.5	+4:06.6	37
Sector Time	2:06.1	=32	32	2:34.3	+2.2	13	1:41.7	+5.2	27	2:07.6	+6.9	=20	2:35.3	+15.0	32
Cumulative Time	26:45.1	+4:04.3	37	28:51.4	+4:02.2	36									
Sector Time	1:38.6	+6.3	=8	2:06.3	+12.3	13									
37	35 OESTVOLD Sebastian	NOR						3:11	102.50	35	28:59.0	+4:09.8			37
Cumulative Time	5:37.0	+3:22.7	35	7:12.1	+3:21.4	35	9:14.5	+3:21.4	35	11:52.3	+3:27.8	34	13:30.9	+3:27.1	33
Sector Time	2:26.0	+16.9	47	1:35.1	+2.6	=13	2:02.4	+3.1	=15	2:37.8	+18.9	37	1:38.6	+4.9	28
Cumulative Time	15:35.9	+3:26.0	33	18:22.0	+3:38.3	35	20:03.2	+3:39.8	33	22:11.8	+3:43.7	33	24:52.6	+3:52.7	33
Sector Time	2:05.0	=23	23	2:46.1	+14.0	50	1:41.2	+4.7	24	2:08.6	+7.9	=26	2:40.8	+20.5	42
Cumulative Time	26:38.9	+3:58.1	34	28:59.0	+4:09.8	37									
Sector Time	1:46.3	+14.0	44	2:20.1	+26.1	49									
38	32 YAMAMOTO Yuya	JPN						2:59	105.50	32	29:03.4	+4:14.2			38
Cumulative Time	5:16.7	+3:02.4	32	6:55.7	+3:05.0	32	9:08.1	+3:15.0	32	11:51.3	+3:26.8	=32	13:32.1	+3:28.3	35
Sector Time	2:17.7	+8.6	22	1:39.0	+6.5	=40	2:12.4	+13.1	=49	2:43.2	+24.3	47	1:40.8	+7.1	=42
Cumulative Time	15:36.8	+3:26.9	35	18:19.7	+3:36.0	32	20:03.3	+3:39.9	34	22:12.7	+3:44.6	35	24:57.7	+3:57.8	34
Sector Time	2:04.7	=12	12	2:42.9	+10.8	=40	1:43.6	+7.1	38	2:09.4	+8.7	31	2:45.0	+24.7	45
Cumulative Time	26:45.6	+4:04.8	38	29:03.4	+4:14.2	38									
Sector Time	1:47.9	+15.6	47	2:17.8	+23.8	44									
39	37 BJOERNSTAD Espen	NOR						3:33	97.10	37	29:04.4	+4:15.2			39
Cumulative Time	6:02.7	+3:48.4	37	7:42.1	+3:51.4	37	9:48.2	+3:55.1	38	12:21.6	+3:57.1	37	14:02.0	+3:58.2	37
Sector Time	2:29.7	+20.6	52	1:39.4	+6.9	43	2:06.1	+6.8	22	2:33.4	+14.5	19	1:40.4	+6.7	41
Cumulative Time	16:08.0	+3:58.1	37	18:46.4	+4:02.7	39	20:24.2	+4:00.8	38	22:33.9	+4:05.8	42	25:12.1	+4:12.2	39
Sector Time	2:06.0	=30	30	2:38.4	+6.3	31	1:37.8	+1.3	=8	2:09.7	+9.0	32	2:38.2	+17.9	=38
Cumulative Time	26:56.9	+4:16.1	40	29:04.4	+4:15.2	39									
Sector Time	1:44.8	+12.5	39	2:07.5	+13.5	15									
40	38 TILLER Simen	NOR						3:40	95.40	38	29:06.4	+4:17.2			40
Cumulative Time	6:09.5	+3:55.2	39	7:44.0	+3:53.3	39	9:48.6	+3:55.5	39	12:22.5	+3:58.0	38	14:02.4	+3:58.6	39
Sector Time	2:29.5	+20.4	51	1:34.5	+2.0	9	2:04.6	+5.3	21	2:33.9	+15.0	23	1:39.9	+6.2	36
Cumulative Time	16:08.5	+3:58.6	38	18:47.4	+4:03.7	41	20:24.9	+4:01.5	41	22:33.5	+4:05.4	41	25:11.7	+4:11.8	38
Sector Time	2:06.1	=32	32	2:38.9	+6.8	32	1:37.5	+1.0	7	2:08.6	+7.9	=26	2:38.2	+17.9	=38
Cumulative Time	26:56.4	+4:15.6	39	29:06.4	+4:17.2	40									
Sector Time	1:44.7	+12.4	38	2:10.0	+16.0	23									
41	41 SOMMERFELDT Tristan	GER						3:58	90.70	41	29:09.1	+4:19.9			41
Cumulative Time	6:16.5	+4:02.2	41	7:53.7	+4:03.0	42	9:53.6	+4:00.5	42	12:28.3	+4:03.8	42	14:08.4	+4:04.6	42
Sector Time	2:18.5	+9.4	24	1:37.2	+4.7	=31	1:59.9	+0.6	3	2:34.7	+15.8	25	1:40.1	+6.4	=38
Cumulative Time	16:13.2	+4:03.3	42	18:47.7	+4:04.0	42	20:25.1	+4:01.7	42	22:32.6	+4:04.5	39	25:13.7	+4:13.8	41
Sector Time	2:04.8	=14	14	2:34.5	+2.4	16	1:37.4	+0.9	6	2:07.5	+6.8	=18	2:41.1	+20.8	43
Cumulative Time	26:57.7	+4:16.9	42	29:09.1	+4:19.9	41									
Sector Time	1:44.0	+11.7	34	2:11.4	+17.4	=27									



Competition Analysis

RANK	BIB NAME	NSA						TIME DIFFERENCE		SKI JUMPING		TIME			RANK
		0.9 / 5.0 / 9.3 km		1.8 / 5.9 / 10.0 km		2.5 / 6.8 km		3.4 / 7.5 km		4.3 / 8.4 km					
		TIME	BEHIND	RK	TIME	BEHIND	RK	TIME	BEHIND	RK	TIME	BEHIND	RK		
42	36 PORTYK Tomas	CZE						3:18	100.80	36	29:12.4	+4:23.2			42
Cumulative Time	5:45.7	+3:31.4	36	7:26.9	+3:36.2	36	9:39.7	+3:46.6	36	12:23.3	+3:58.8	39	14:02.3	+3:58.5	38
Sector Time	2:27.7	+18.6	50	1:41.2	+8.7	=48	2:12.8	+13.5	52	2:43.6	+24.7	49	1:39.0	+5.3	30
Cumulative Time	16:08.9	+3:59.0	39	18:46.9	+4:03.2	40	20:24.7	+4:01.3	40	22:33.0	+4:04.9	40	25:12.9	+4:13.0	40
Sector Time	2:06.6	38	38	2:38.0	+5.9	=28	1:37.8	+1.3	=8	2:08.3	+7.6	=23	2:39.9	+19.6	41
Cumulative Time	26:57.3	+4:16.5	41	29:12.4	+4:23.2	42									
Sector Time	1:44.4	+12.1	36	2:15.1	+21.1	36									
43	44 LOOMIS Benjamin	USA						4:18	85.90	44	30:05.1	+5:15.9			43
Cumulative Time	6:33.8	+4:19.5	43	8:10.7	+4:20.0	43	10:19.3	+4:26.2	43	13:02.2	+4:37.7	43	14:43.3	+4:39.5	43
Sector Time	2:15.8	+6.7	=13	1:36.9	+4.4	29	2:08.6	+9.3	39	2:42.9	+24.0	46	1:41.1	+7.4	=47
Cumulative Time	16:53.8	+4:43.9	43	19:40.9	+4:57.2	43	21:23.2	+4:59.8	43	23:35.4	+5:07.3	43	26:13.1	+5:13.2	42
Sector Time	2:10.5	46	46	2:47.1	+15.0	51	1:42.3	+5.8	=31	2:12.2	+11.5	35	2:37.7	+17.4	37
Cumulative Time	27:53.2	+5:12.4	43	30:05.1	+5:15.9	43									
Sector Time	1:40.1	+7.8	22	2:11.9	+17.9	31									
44	45 SCHUMANN Stephen	USA						4:46	78.80	45	30:37.7	+5:48.5			44
Cumulative Time	7:00.9	+4:46.6	44	8:38.8	+4:48.1	44	10:47.7	+4:54.6	44	13:28.4	+5:03.9	44	15:11.4	+5:07.6	44
Sector Time	2:14.9	+5.8	=10	1:37.9	+5.4	37	2:08.9	+9.6	=41	2:40.7	+21.8	39	1:43.0	+9.3	50
Cumulative Time	17:22.2	+5:12.3	44	20:04.4	+5:20.7	44	21:50.6	+5:27.2	44	24:02.9	+5:34.8	44	26:39.1	+5:39.2	43
Sector Time	2:10.8	48	48	2:42.2	+10.1	=38	1:46.2	+9.7	49	2:12.3	+11.6	36	2:36.2	+15.9	34
Cumulative Time	28:21.8	+5:41.0	44	30:37.7	+5:48.5	44									
Sector Time	1:42.7	+10.4	30	2:15.9	+21.9	37									
45	47 MARIOTTI Domenico	ITA						5:08	73.20	47	30:59.7	+6:10.5			45
Cumulative Time	7:26.9	+5:12.6	45	9:02.8	+5:12.1	45	11:10.6	+5:17.5	45	13:53.3	+5:28.8	45	15:34.3	+5:30.5	45
Sector Time	2:18.9	+9.8	=25	1:35.9	+3.4	22	2:07.8	+8.5	=32	2:42.7	+23.8	43	1:41.0	+7.3	=45
Cumulative Time	17:44.7	+5:34.8	45	20:26.8	+5:43.1	45	22:12.0	+5:48.6	45	24:25.9	+5:57.8	46	26:59.6	+5:59.7	45
Sector Time	2:10.4	=44	44	2:42.1	+10.0	37	1:45.2	+8.7	46	2:13.9	+13.2	38	2:33.7	+13.4	27
Cumulative Time	28:42.7	+6:01.9	45	30:59.7	+6:10.5	45									
Sector Time	1:43.1	+10.8	31	2:17.0	+23.0	41									
46	51 SHUMATE Jared	USA						5:19	70.60	51	31:02.4	+6:13.2			46
Cumulative Time	7:38.9	+5:24.6	50	9:18.7	+5:28.0	50	11:25.7	+5:32.6	49	13:59.2	+5:34.7	48	15:36.1	+5:32.3	46
Sector Time	2:19.9	+10.8	=30	1:39.8	+7.3	45	2:07.0	+7.7	26	2:33.5	+14.6	=20	1:36.9	+3.2	18
Cumulative Time	17:46.7	+5:36.8	46	20:28.9	+5:45.2	46	22:13.2	+5:49.8	46	24:24.4	+5:56.3	45	26:57.2	+5:57.3	44
Sector Time	2:10.6	47	47	2:42.2	+10.1	=38	1:44.3	+7.8	=41	2:11.2	+10.5	33	2:32.8	+12.5	23
Cumulative Time	28:43.7	+6:02.9	46	31:02.4	+6:13.2	46									
Sector Time	1:46.5	+14.2	45	2:18.7	+24.7	46									
47	54 KIMURA Kodai	JPN						5:46	63.80	54	31:20.8	+6:31.6			47
Cumulative Time	8:08.8	+5:54.5	52	9:46.6	+5:55.9	52	11:53.1	+6:00.0	52	14:25.4	+6:00.9	52	16:02.9	+5:59.1	52
Sector Time	2:22.8	+13.7	39	1:37.8	+5.3	=35	2:06.5	+7.2	23	2:32.3	+13.4	16	1:37.5	+3.8	21
Cumulative Time	18:15.2	+6:05.3	51	20:55.7	+6:12.0	50	22:41.4	+6:18.0	50	24:49.8	+6:21.7	50	27:22.3	+6:22.4	48
Sector Time	2:12.3	50	50	2:40.5	+8.4	=35	1:45.7	+9.2	48	2:08.4	+7.7	25	2:32.5	+12.2	21
Cumulative Time	29:10.3	+6:29.5	49	31:20.8	+6:31.6	47									
Sector Time	1:48.0	+15.7	48	2:10.5	+16.5	26									
48	48 STANONIK Erazem	SLO						5:12	72.40	48	31:22.5	+6:33.3			48
Cumulative Time	7:30.0	+5:15.7	47	9:07.3	+5:16.6	47	11:15.2	+5:22.1	47	13:58.5	+5:34.0	47	15:37.8	+5:34.0	47
Sector Time	2:18.0	+8.9	23	1:37.3	+4.8	33	2:07.9	+8.6	34	2:43.3	+24.4	48	1:39.3	+5.6	=33
Cumulative Time	17:50.8	+5:40.9	48	20:34.0	+5:50.3	48	22:16.7	+5:53.3	47	24:30.4	+6:02.3	48	27:14.8	+6:14.9	47
Sector Time	2:13.0	51	51	2:43.2	+11.1	43	1:42.7	+6.2	35	2:13.7	+13.0	37	2:44.4	+24.1	44
Cumulative Time	29:03.2	+6:22.4	48	31:22.5	+6:33.3	48									
Sector Time	1:48.4	+16.1	49	2:19.3	+25.3	=47									



Competition Analysis

RANK	BIB NAME	NSA		TIME DIFFERENCE		SKI JUMPING		TIME		TIME BEHIND		RANK			
		0.9 / 5.0 / 9.3 km		1.8 / 5.9 / 10.0 km		2.5 / 6.8 km		3.4 / 7.5 km		4.3 / 8.4 km					
		TIME	BEHIND	RK	TIME	BEHIND	RK	TIME	BEHIND	RK	TIME		BEHIND	RK	
49	49 GOOD Jasper	USA		5:12		72.20 49		31:26.5		+6:37.3		49			
Cumulative Time	7:28.9	+5:14.6	46	9:05.2	+5:14.5	46	11:14.1	+5:21.0	46	13:55.1	+5:30.6	46	15:37.9	+5:34.1	48
Sector Time	2:16.9	+7.8	18	1:36.3	+3.8	25	2:08.9	+9.6	=41	2:41.0	+22.1	40	1:42.8	+9.1	49
Cumulative Time	17:49.1	+5:39.2	47	20:32.8	+5:49.1	47	22:16.9	+5:53.5	48	24:28.5	+6:00.4	47	27:14.0	+6:14.1	46
Sector Time	2:11.2	49	49	2:43.7	+11.6	45	1:44.1	+7.6	40	2:11.6	+10.9	34	2:45.5	+25.2	46
Cumulative Time	29:02.8	+6:22.0	47	31:26.5	+6:37.3	49									
Sector Time	1:48.8	+16.5	50	2:23.7	+29.7	=50									
50	55 DANEK Lukas	CZE		5:58		60.80 55		31:32.2		+6:43.0		50			
Cumulative Time	8:19.8	+6:05.5	53	9:58.4	+6:07.7	53	12:06.2	+6:13.1	53	14:39.0	+6:14.5	53	16:15.7	+6:11.9	53
Sector Time	2:21.8	+12.7	36	1:38.6	+6.1	39	2:07.8	+8.5	=32	2:32.8	+13.9	=17	1:36.7	+3.0	=15
Cumulative Time	18:26.1	+6:16.2	53	21:06.0	+6:22.3	51	22:52.4	+6:29.0	51	25:01.3	+6:33.2	51	27:35.2	+6:35.3	49
Sector Time	2:10.4	=44	44	2:39.9	+7.8	34	1:46.4	+9.9	50	2:08.9	+8.2	30	2:33.9	+13.6	28
Cumulative Time	29:21.8	+6:41.0	50	31:32.2	+6:43.0	50									
Sector Time	1:46.6	+14.3	46	2:10.4	+16.4	25									
51	52 SZCZECZOWICZ Andrzej	POL		5:31		67.60 52		31:58.2		+7:09.0		51			
Cumulative Time	7:54.7	+5:40.4	51	9:31.9	+5:41.2	51	11:40.1	+5:47.0	51	14:15.4	+5:50.9	51	15:53.7	+5:49.9	50
Sector Time	2:23.7	+14.6	42	1:37.2	+4.7	=31	2:08.2	+8.9	=35	2:35.3	+16.4	28	1:38.3	+4.6	=25
Cumulative Time	18:03.6	+5:53.7	50	20:49.3	+6:05.6	49	22:30.8	+6:07.4	49	24:46.5	+6:18.4	49	27:42.4	+6:42.5	50
Sector Time	2:09.9	43	43	2:45.7	+13.6	=48	1:41.5	+5.0	26	2:15.7	+15.0	39	2:55.9	+35.6	50
Cumulative Time	29:28.4	+6:47.6	51	31:58.2	+7:09.0	51									
Sector Time	1:46.0	+13.7	=42	2:29.8	+35.8	52									
52	46 RAKPAROV Chingiz	KAZ		5:07		73.50 46		32:47.4		+7:58.2		52			
Cumulative Time	7:30.2	+5:15.9	48	9:11.4	+5:20.7	48	11:26.7	+5:33.6	50	14:13.7	+5:49.2	50	15:58.0	+5:54.2	51
Sector Time	2:23.2	+14.1	41	1:41.2	+8.7	=48	2:15.3	+16.0	53	2:47.0	+28.1	50	1:44.3	+10.6	51
Cumulative Time	18:17.2	+6:07.3	52	21:19.2	+6:35.5	52	23:06.3	+6:42.9	52	25:22.6	+6:54.5	52	28:33.7	+7:33.8	51
Sector Time	2:19.2	53	53	3:02.0	+29.9	52	1:47.1	+10.6	52	2:16.3	+15.6	40	3:11.1	+50.8	51
Cumulative Time	30:23.7	+7:42.9	52	32:47.4	+7:58.2	52									
Sector Time	1:50.0	+17.7	51	2:23.7	+29.7	=50									

Did not Finish

50 VYTRVAL Jan		CZE													
Cumulative Time	7:38.0	+5:23.7	49	9:17.0	+5:26.3	49	11:24.6	+5:31.5	48	13:59.7	+5:35.2	49	15:40.7	+5:36.9	49
Sector Time	2:21.0	+11.9	34	1:39.0	+6.5	=40	2:07.6	+8.3	=30	2:35.1	+16.2	=26	1:41.0	+7.3	=45
Cumulative Time	17:54.2	+5:44.3	49												
Sector Time	2:13.5	52	52												
Cumulative Time															
Sector Time															

Did not Start

39 HEROLA Ilkka	FIN
53 AMANKELDIULY Magzhan	KAZ

Legend

= Equal sign indicates that two or more competitors share the same rank

NSA NSA Code

