

#### COMPETITION JURY





TECHNICAL DELEGATE	PERY Adrian	(GBR)
CHIEF OF RACE	CALLAMARD Ludovic	(FRA)
REFEREE	JOVAN Andreja	(FIS)

	Run 1		Run 2	
COURSESETTER	WEBER Ruedy	(SUI)	BOUVIER Antoine	(FRA)
FORERUNNERS	- A - BROBECKER Emile		- A - BROBECKER Jules	
	- B - HERRING Evan		- B - GEORGES Baptiste	
	- C - JOLLY Fantine		- C - Roussanne Victor	
COURSE	Stade François BONLIEU		Stade François BONLIEU	
START	1655 m		1655 m	
FINISH	1505 m		1505 m	
DROP	150 m		150 m	
LENGTH	612 m		612 m	
HOMOLOGATION	14545/08/22		14545/08/22	
GATES				
STARTING TIME	10:25		12:55	


LIST n°323 APPLIED PENALTY: 0,00 CALCULATED PENALTY: -1,64  
Number of competitors: 22, Number of NSA: 7

F = 500


Rank	Bib	Code	Name	Year	Nation	Ski Time	Penalty	Run 1 (Rank)	Run 2 (Rank)	Time	Gap	Points
						Ski Time	Penalty					
1	3	4515019	WYSS Martina	1995		1:04.23 1:04.27	0+0 1+0	1:04.23 (1) 1:05.27 (1)		2:09.50		0,00
2	1	4515002	WENGER-REYMOND Amelie	1987		1:05.07 1:05.69	0+1 0+1	1:06.07 (2) 1:06.69 (2)		2:12.76	3.26	12,59
3	6	4225002	TAYLOR Jasmin	1993		1:06.60 1:06.02	0+0 1+0	1:06.60 (3) 1:07.02 (3)		2:13.62	4.12	15,91
4	7	4195016	TAN BOUQUET Argeline	1994		1:08.36 1:07.75	0+1 0+0	1:09.36 (4) 1:07.75 (4)		2:17.11	7.61	29,38
5	8	4195024	CHAUCHEPRAT Laly	1998		1:09.97 1:08.27	0+1 1+0	1:10.97 (6) 1:09.27 (5)		2:20.24	10.74	41,47
6	4	4425047	ERIKSEN Goril Strom	1998		1:09.99 1:10.27	0+0 1+1	1:09.99 (5) 1:12.27 (10)		2:22.26	12.76	49,27
7	9	4195025	BOURBON Camille	2002		1:11.46 1:10.70	0+0 0+1	1:11.46 (7) 1:11.70 (9)		2:23.16	13.66	52,74
8	11	4195028	CARLIEZ Augustine	2004		1:11.72 1:10.61	0+0 0+1	1:11.72 (8) 1:11.61 (8)		2:23.33	13.83	53,40
9	2	4515013	ZIMMERMANN Beatrice	1990		1:10.84 1:09.68	0+1 2+1	1:11.84 (9) 1:12.68 (11)		2:24.52	15.02	57,99
10	5	4425054	BJOERNSTAD KONOW Kaja	2000		1:10.94 1:09.60	2+1 2+0	1:13.94 (10) 1:11.60 (7)		2:25.54	16.04	61,93
11	14	4195026	VERNET Maely	2002		1:13.20 1:12.26	0+1 0+1	1:14.20 (11) 1:13.26 (13)		2:27.46	17.96	69,34
12	17	4205011	JUNGER Berit	1999		1:14.18 1:13.22	1+0 0+0	1:15.18 (13) 1:13.22 (12)		2:28.40	18.90	72,97
13	13	4425074	ARALDSEN Emma	2003		1:13.09 1:13.04	2+0 2+0	1:15.09 (12) 1:15.04 (14)		2:30.13	20.63	79,65
14	16	4515021	HUBER Marie-Julie	2002		1:12.19 1:14.38	1+3 1+1	1:16.19 (14) 1:16.38 (16)		2:32.57	23.07	89,07
15	12	4425063	ERIKSEN Ella Strom	2001		1:18.55 1:10.57	3+1 0+1	1:22.55 (18) 1:11.57 (6)		2:34.12	24.62	95,06
16	15	4195022	RAVANEL Iloee	2000		1:16.22 1:14.25	2+3 1+0	1:21.22 (17) 1:15.25 (15)		2:36.47	26.97	104,13

Rank	Bib	Code	Name	Year	Nation	Ski Time	Penalty	Run 1 Run 2	(Rank) (Rank)	Time	Gap	Points
17	18	4195034	MERINE SERVAIS Lily	2004		1:16.95 1:16.35	0+3 2+1	1:19.95 1:19.35	(16) (18)	<b>2:39.30</b>	29.80	115,06
18	20	4205012	KESSLER Anne Katharina	2001		1:17.69 1:15.66	3+3 0+3	1:23.69 1:18.66	(19) (17)	<b>2:42.35</b>	32.85	126,83
19	22	4535022	POUEZEVARA Elizabeth	2006		1:21.44 1:20.08	2+4 0+4	1:27.44 1:24.08	(20) (20)	<b>2:51.52</b>	42.02	162,24
20	21	4505005	ABRAHAMSSON Karin	1993		1:22.43 1:17.22	5+3 2+4	1:30.43 1:23.22	(21) (19)	<b>2:53.65</b>	44.15	170,46

Did Not Finish - Run 1 (1)

10	4515025	LATHION Lea	2004	
----	---------	-------------	------	---

Did Not Finish - Run 2 (1)

19	4195035	MANSART Lenaig	2005		1:16.19
----	---------	----------------	------	---	---------