



AUDI FIS SKI WORLD CUP 2023/24



Palisades Tahoe (USA)

8th Men's Slalom

ENTRY LIST BY NSA

Number of Competitors: 69, Number of NSAs: 20

NSA	FIS Code	Name	Date of Birth	FIS Points (15th of February 2024 - List 17)					AC
				DH	SL	GS	SG		
ARG (1)	30388	BIRKNER de MIGUEL Tomas	5 MAR 1997	84.20 (486)	25.57 (210)	31.17 (331)	69.11 (471)	291.06(1006)	
AUT (8)	54063	FELLER Manuel	13 OCT 1992	999.99(2145)	0.00 (1)	4.22 (8)	999.99(3487)	641.51(1454)	
	54444	GSTREIN Fabio	14 JUN 1997	999.99(2145)	5.61 (26)	28.27 (251)	144.23(1811)	189.00 (532)	
	54170	MATT Michael	13 MAY 1993	89.28 (535)	6.91 (31)	58.45(1301)	120.05(1392)	114.20 (192)	
	54348	PERTL Adrian	22 APR 1996	999.99(2145)	5.23 (23)	26.68 (197)	99.50(1018)	98.13 (128)	
	54729	PRAMSTALLER Kilian	18 AUG 2002	-	19.26 (71)	22.65 (104)	92.91 (872)	94.58 (114)	
	54252	RASCHNER Dominik	23 AUG 1994	-	2.15 (10)	19.96 (65)	195.42(2370)	231.57 (757)	
	54093	STROLZ Johannes	12 SEP 1992	24.00 (98)	6.49 (29)	41.91 (675)	51.64 (280)	1.50 (3)	
	54630	STURM Joshua	6 MAY 2001	-	11.14 (39)	19.30 (57)	157.13(1985)	-	
BEL (2)	60261	MAES Sam	7 JUN 1998	-	15.58 (50)	14.82 (25)	533.93(3372)	-	
	60253	MARCHANT Armand	14 DEC 1997	189.48(1518)	13.71 (44)	56.97(1251)	73.97 (543)	161.15 (400)	
BUL (1)	92720	POPOV Albert	8 AUG 1997	999.99(2145)	5.00 (22)	61.48(1429)	487.49(3346)	403.23(1271)	
CAN (1)	103729	READ Erik	31 MAY 1991	999.99(2145)	15.67 (53)	16.47 (41)	75.98 (576)	83.18 (84)	
CRO (4)	380377	KOLEGA Samuel	15 JAN 1999	63.56 (294)	3.15 (13)	39.60 (578)	85.69 (733)	57.35 (29)	
	380361	RODES Istok	27 JAN 1996	68.43 (329)	10.80 (36)	32.54 (367)	89.80 (812)	141.65 (320)	
	380334	VIDOVIC Matej	14 APR 1993	627.75(2115)	20.85 (87)	999.99(5968)	467.42(3318)	101.39 (140)	
	380335	ZUBCIC Filip	27 JAN 1993	53.73 (231)	6.72 (30)	2.82 (5)	49.73 (256)	105.56 (156)	
DEN (1)	54368	BORGNAES Christian	19 MAR 1996	108.87 (758)	40.51 (644)	15.00 (26)	46.69 (222)	78.20 (68)	
ESP (2)	491853	del CAMPO Juan	28 JUN 1994	999.99(2145)	12.98 (41)	34.15 (419)	160.25(2035)	471.96(1339)	
	491879	SALARICH Joaquim	2 JAN 1994	-	13.15 (42)	81.54(2177)	254.33(2780)	490.35(1361)	
FRA (6)	6190558	AMIEZ Steven	7 SEP 1998	604.67(2109)	4.78 (21)	120.69(3437)	650.57(3431)	999.99(1513)	
	6190628	ANGUENOT Leo	25 AUG 1998	999.99(2145)	21.05 (89)	15.00 (26)	134.45(1646)	119.75 (217)	
	6190909	DESGRIPPES Hugo	16 JAN 2000	132.42(1000)	19.40 (72)	50.56(1001)	81.56 (663)	66.13 (38)	
	193967	MUFFAT-JEANDET Victor	5 MAR 1989	32.48 (126)	24.98 (189)	12.44 (18)	44.04 (201)	23.54 (12)	
	6190403	NOEL Clement	3 MAY 1997	704.70(2131)	0.82 (9)	59.88(1378)	254.93(2786)	215.64 (664)	
	6190543	RASSAT Paco	13 NOV 1998	999.99(2145)	15.62 (52)	57.42(1272)	198.21(2391)	250.41 (842)	
GBR (3)	221223	MAJOR Billy	21 NOV 1996	411.20(2016)	11.82 (40)	79.70(2116)	440.78(3296)	504.03(1377)	
	220689	RYDING Dave	5 DEC 1986	-	3.31 (15)	999.99(5968)	-	-	
	221236	TAYLOR Laurie	10 FEB 1996	-	16.69 (56)	79.07(2102)	999.99(3487)	-	
GER (4)	202908	HIMMELSBACH Fabian	15 JUN 1999	219.51(1682)	21.33 (98)	45.09 (793)	203.43(2429)	183.14 (502)	
	202520	HOLZMANN Sebastian	22 MAR 1993	-	7.30 (33)	53.62(1128)	347.58(3125)	-	
	202451	STRASSER Linus	6 NOV 1992	86.03 (505)	0.00 (1)	44.56 (772)	105.98(1151)	53.00 (24)	
	202615	TREMME Anton	26 NOV 1994	109.68 (768)	15.08 (47)	58.47(1303)	130.26(1568)	143.28 (323)	

Palisades Tahoe (USA)


8th Men's Slalom

ENTRY LIST BY NSA

Number of Competitors: 69, Number of NSAs: 20

NSA	FIS Code	Name	Date of Birth	FIS Points (15th of February 2024 - List 17)				
				DH	SL	GS	SG	AC
GRE (1)	6531063	GINNIS A.	17 NOV 1994	-	4.35 (18)	250.28(5213)	999.99(3487)	999.99(1513)
ITA (7)	6294327	BARBERA Corrado	14 NOV 2002	587.60(2104)	19.16 (69)	30.84 (319)	247.94(2741)	-
	6293775	DELLA VITE Filippo	4 OCT 2001	-	26.58 (234)	10.86 (17)	85.79 (736)	109.91 (173)
	293797	GROSS Stefano	4 SEP 1986	-	10.91 (37)	62.17(1457)	-	-
	6293252	KASTLUNGER Tobias	9 SEP 1999	80.57 (456)	10.96 (38)	22.91 (107)	43.62 (197)	48.85 (18)
	293098	RAZZOLI Giuliano	18 DEC 1984	-	3.18 (14)	999.99(5968)	-	-
	6291574	SALA Tommaso	6 SEP 1995	999.99(2145)	5.40 (24)	19.70 (60)	531.90(3369)	999.99(1513)
	6293171	VINATZER Alex	22 SEP 1999	685.26(2129)	4.50 (19)	17.37 (47)	394.28(3222)	839.37(1499)
JPN (1)	6300451	KATO Seigo	14 APR 1998	-	19.07 (68)	20.41 (72)	53.69 (300)	311.18(1083)
NOR (7)	422893	BRAEKKEN Theodor	26 FEB 2004	92.37 (562)	16.09 (54)	28.33 (254)	74.60 (558)	133.95 (279)
	422082	FOSS-SOLEVAAG Sebastian	13 JUL 1991	162.21(1296)	8.25 (34)	229.23(5043)	342.71(3109)	166.31 (426)
	422730	GUNLEIKSRUD Halvor Hilde	18 NOV 2000	392.84(1998)	15.00 (46)	20.10 (68)	114.53(1307)	559.74(1416)
	422507	HAUGAN Timon	27 DEC 1996	147.77(1159)	2.46 (12)	14.12 (22)	231.57(2634)	421.59(1288)
	422304	KRISTOFFERSEN Henrik	2 JUL 1994	326.43(1911)	0.00 (1)	0.71 (2)	85.26 (726)	89.67 (99)
	422732	McGRATH Atle Lie	21 APR 2000	98.18 (636)	0.40 (7)	10.60 (16)	17.04 (43)	10.37 (7)
	422766	STEEN OLSEN Alexander	18 AUG 2001	986.57(2143)	3.89 (17)	4.67 (9)	61.71 (383)	999.99(1513)
POL (1)	430762	JASICZEK Jdrzej	9 MAY 1997	-	22.59 (115)	113.60(3236)	-	-
SLO (2)	561244	KRANJEC Zan	15 NOV 1992	656.10(2123)	41.82 (692)	5.17 (11)	336.56(3093)	307.53(1067)
	561378	MAROV Tijan	8 JUL 1998	419.90(2022)	18.64 (64)	57.86(1281)	235.71(2658)	222.87 (702)
SUI (8)	511983	AERNI Luca	27 MAR 1993	49.02 (198)	5.49 (25)	25.08 (167)	61.37 (376)	63.99 (37)
	512353	ITEN Matthias	12 AUG 1999	79.61 (445)	18.35 (63)	55.08(1181)	56.57 (330)	72.36 (50)
	512182	MEILLARD Loic	29 OCT 1996	45.98 (176)	2.31 (11)	1.05 (3)	10.30 (19)	17.28 (10)
	512203	NEF Tanguy	19 NOV 1996	845.99(2139)	8.87 (35)	32.86 (378)	167.48(2108)	574.16(1422)
	511899	ROCHAT Marc	18 DEC 1992	-	4.50 (19)	30.08 (291)	999.99(3487)	999.99(1513)
	511908	SCHMIDIGER Reto	21 APR 1992	73.28 (374)	16.83 (57)	50.45 (996)	113.85(1299)	76.74 (64)
	511996	YULE Daniel	18 FEB 1993	79.25 (439)	0.00 (1)	46.94 (860)	117.66(1356)	73.70 (53)
	511902	ZENHAEUSERN Ramon	4 MAY 1992	-	0.00 (1)	103.32(2939)	531.08(3368)	344.79(1166)
SWE (3)	502617	AX SWARTZ Fabian	12 FEB 2004	-	15.14 (48)	22.60 (101)	-	-
	502433	HANSSON William	19 JUN 2001	999.99(2145)	20.49 (80)	16.36 (39)	251.07(2756)	-
	502015	JAKOBSEN Kristoffer	9 SEP 1994	-	3.85 (16)	55.26(1194)	-	-
USA (6)	6532116	KRUPKA Jimmy	15 JUL 1998	266.75(1807)	18.04 (62)	24.46 (154)	51.58 (278)	117.66 (207)
	6532790	NELSON Isaiah	3 APR 2001	25.34 (107)	21.18 (93)	16.32 (38)	17.68 (48)	74.52 (56)
	6532084	RADAMUS River	12 FEB 1998	71.89 (360)	70.58(1781)	16.41 (40)	16.75 (41)	9.94 (6)
	6532592	RITCHIE Benjamin	5 SEP 2000	-	15.61 (51)	35.40 (454)	152.10(1916)	165.32 (417)
	6532163	SEYMOUR Jett	5 NOV 1998	-	13.35 (43)	40.42 (611)	60.08 (364)	166.17 (425)
	6531936	WINTERS Luke	2 APR 1997	42.13 (164)	14.11 (45)	27.72 (233)	53.83 (302)	76.53 (62)

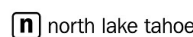
Legend:							
-	No points	AC	Alpine Combined	DH	Downhill	GS	Giant Slalom
SG	Super-G	SL	Slalom				



Number of Competitors: 69, Number of NSAs: 20

Rank 120 in the FIS List: BRUEGGER Michel 23.00 FIS Points

No.	FIS Code	Name	NSA Code	WCSL-SL	WCSL-O	FIS-SL
1	54063	FELLER Manuel	AUT	666 (1)	950 (5)	0.00 (1)
2	422304	KRISTOFFERSEN Henrik	NOR	505 (2)	1059 (2)	0.00 (1)
3	202451	STRASSER Linus	GER	481 (3)	499 (15)	0.00 (1)
4	511996	YULE Daniel	SUI	470 (4)	470 (19)	0.00 (1)
5	6190403	NOEL Clement	FRA	430 (5)	430 (22)	0.82 (9)
6	512182	MEILLARD Loic	SUI	386 (6)	968 (4)	2.31 (11)
7	422507	HAUGAN Timon	NOR	367 (7)	485 (18)	2.46 (12)
8	220689	RYDING Dave	GBR	322 (8)	322 (31)	3.31 (15)
9	422732	McGRATH Atle Lie	NOR	292 (9)	559 (11)	0.40 (7)
10	511902	ZENHAEUSERN Ramon	SUI	284 (11)	284 (37)	0.00 (1)
11	511899	ROCHAT Marc	SUI	272 (12)	272 (39)	4.50 (19)
12	502015	JAKOBSEN Kristoffer	SWE	222 (14)	222 (45)	3.85 (16)
13	54444	GSTREIN Fabio	AUT	220 (15)	220 (46)	5.61 (26)
14	6291574	SALA Tommaso	ITA	212 (16)	212 (48)	5.40 (24)
15	422766	STEEN OLSEN Alexander	NOR	199 (17)	513 (13)	3.89 (17)
16	92720	POPOV Albert	BUL	177 (18)	177 (55)	5.00 (22)
17	54252	RASCHNER Dominik	AUT	174 (19)	254 (43)	2.15 (10)
18	6531063	GINNIS A.	GRE	165 (20)	165 (59)	4.35 (18)
19	6293171	VINATZER Alex	ITA	160 (21)	275 (38)	4.50 (19)
20	54170	MATT Michael	AUT	157 (22)	157 (61)	6.91 (31)
21	380377	KOLEGA Samuel	CRO	150 (23)	150 (62)	3.15 (13)
22	6190558	AMIEZ Steven	FRA	130 (24)	130 (72)	4.78 (21)
23	202520	HOLZMANN Sebastian	GER	130 (24)	130 (72)	7.30 (33)
24	511983	AERNI Luca	SUI	124 (26)	124 (76)	5.49 (25)
25	54093	STROLZ Johannes	AUT	116 (27)	116 (78)	6.49 (29)
26	54348	PERTL Adrian	AUT	115 (28)	165 (59)	5.23 (23)
27	422082	FOSS-SOLEVAAG Sebastian	NOR	89 (29)	89 (87)	8.25 (34)
28	380335	ZUBCIC Filip	CRO	82 (30)	488 (17)	6.72 (30)
29	380361	RODES Istok	CRO	81 (32)	81 (91)	10.80 (36)
30	6293252	KASTLUNGER Tobias	ITA	61 (33)	100 (82)	10.96 (38)
31	221223	MAJOR Billy	GBR	61 (33)	61 (100)	11.82 (40)
32	+ 500 561244	KRANJEC Zan	SLO	-	508 (14)	>41.82 (692)
33	293098	RAZZOLI Giuliano	ITA	11 (51)	11 (157)	3.18 (14)
34	512203	NEF Tanguy	SUI	48 (36)	48 (107)	8.87 (35)
35	293797	GROSS Stefano	ITA	60 (35)	60 (101)	10.91 (37)
36	54630	STURM Joshua	AUT	6 (56)	14 (145)	11.14 (39)
37	491853	del CAMPO Juan	ESP	26 (41)	26 (127)	12.98 (41)
38	491879	SALARICH Joaquim	ESP	24 (44)	24 (131)	13.15 (42)



Palisades Tahoe (USA)
DRAW LIST

Number of Competitors: 69, Number of NSAs: 20

Rank 120 in the FIS List: BRUEGGER Michel 23.00 FIS Points

No.	FIS Code	Name	NSA Code	WCSL-SL	WCSL-O	FIS-SL
39	6532163	SEYMOUR Jett	USA	20 (46)	20 (137)	13.35 (43)
40	60253	MARCHANT Armand	BEL	34 (39)	34 (118)	13.71 (44)
41	6531936	WINTERS Luke	USA	24 (44)	24 (131)	14.11 (45)
42	422730	GUNLEIKSRUD Halvor Hilde	NOR	-	-	15.00 (46)
43	202615	TREMMEL Anton	GER	36 (38)	36 (116)	15.08 (47)
44	502617	AX SWARTZ Fabian	SWE	11 (51)	11 (157)	15.14 (48)
45	60261	MAES Sam	BEL	25 (42)	149 (64)	15.58 (50)
46	6532592	RITCHIE Benjamin	USA	25 (42)	25 (129)	15.61 (51)
47	6190543	RASSAT Paco	FRA	31 (40)	31 (121)	15.62 (52)
48	103729	READ Erik	CAN	48 (36)	100 (82)	15.67 (53)
49	422893	BRAEKKEN Theodor	NOR	6 (56)	6 (171)	16.09 (54)
50	221236	TAYLOR Laurie	GBR	18 (47)	18 (142)	16.69 (56)
51	511908	SCHMIDIGER Reto	SUI	-	-	16.83 (57)
52	6532116	KRUPKA Jimmy	USA	-	-	18.04 (62)
53	512353	ITEN Matthias	SUI	-	-	18.35 (63)
54	561378	MAROV Tijan	SLO	-	-	18.64 (64)
55	6300451	KATO Seigo	JPN	2 (63)	13 (150)	19.07 (68)
56	6294327	BARBERA Corrado	ITA	-	-	19.16 (69)
57	54729	PRAMSTALLER Kilian	AUT	-	-	19.26 (71)
58	6190909	DESGRIPPES Hugo	FRA	7 (55)	7 (165)	19.40 (72)
59	502433	HANSSON William	SWE	-	-	20.49 (80)
60	380334	VIDOVIC Matej	CRO	-	-	20.85 (87)
61	6190628	ANGUENOT Leo	FRA	5 (59)	71 (95)	21.05 (89)
62	6532790	NELSON Isaiah	USA	-	-	21.18 (93)
63	202908	HIMMELSBACH Fabian	GER	-	-	21.33 (98)
64	430762	JASICZEK Jędrzej	POL	-	-	22.59 (115)
65	193967	MUFFAT-JEANDET Victor	FRA	6 (56)	39 (114)	>24.98 (189)
66	30388	BIRKNER de MIGUEL Tomas	ARG	-	-	>25.57 (210)
67	6293775	DELLA VITE Filippo	ITA	-	168 (57)	>26.58 (234)
68	54368	BORGNAES Christian	DEN	-	51 (103)	>40.51 (644)
69	6532084	RADAMUS River	USA	12 (50)	356 (28)	>70.58 (1781)

Legend:

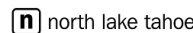
-	No points	+ 500	At least 500 points on WCSL-O after 15th place or after 30th place
>	Greater than 120th rank in the FIS points list	FIS-SL	FIS points for Slalom (17th FIS points list 2023/2024)
	No.	Control Number	WCSL-O Overall FIS World Cup Start List points

WCSL-SL FIS World Cup Start List points for Slalom



Number of Competitors: 69, Number of NSAs: 20

Bib	FIS Code	Name	Year of Birth	NSA Code	Time	Ski
1	422304	KRISTOFFERSEN Henrik	1994	NOR	_____	Van deer racing
2	202451	STRASSER Linus	1992	GER	_____	Rossignol
3	422507	HAUGAN Timon	1996	NOR	_____	Van deer racing
4	511996	YULE Daniel	1993	SUI	_____	Fischer
5	6190403	NOEL Clement	1997	FRA	_____	Dynastar
6	54063	FELLER Manuel	1992	AUT	_____	Atomic
7	512182	MEILLARD Loic	1996	SUI	_____	Rossignol
8	6291574	SALA Tommaso	1995	ITA	_____	Dynastar
9	54444	GSTREIN Fabio	1997	AUT	_____	Atomic
10	502015	JAKOBSEN Kristoffer	1994	SWE	_____	Fischer
11	422766	STEEN OLSEN Alexander	2001	NOR	_____	Rossignol
12	511902	ZENHAEUSERN Ramon	1992	SUI	_____	Rossignol
13	511899	ROCHAT Marc	1992	SUI	_____	Nordica
14	422732	McGRATH Atle Lie	2000	NOR	_____	Head
15	220689	RYDING Dave	1986	GBR	_____	Fischer
-----break-----						
16	92720	POPOV Albert	1997	BUL	_____	Head
17	54252	RASCHNER Dominik	1994	AUT	_____	Fischer
18	6531063	GINNIS A.	1994	GRE	_____	Fischer
19	6293171	VINATZER Alex	1999	ITA	_____	Atomic
20	54170	MATT Michael	1993	AUT	_____	Blizzard
21	380377	KOLEGA Samuel	1999	CRO	_____	Rossignol
22	6190558	AMIEZ Steven	1998	FRA	_____	Rossignol
-----break-----						
23	202520	HOLZMANN Sebastian	1993	GER	_____	Voelkl
24	511983	AERNI Luca	1993	SUI	_____	Fischer
25	54093	STROLZ Johannes	1992	AUT	_____	Head
26	54348	PERTL Adrian	1996	AUT	_____	Voelkl
27	422082	FOSS-SOLEVAAG Sebastian	1991	NOR	_____	Voelkl
28	380335	ZUBCIC Filip	1993	CRO	_____	Atomic
29	380361	RODES Istok	1996	CRO	_____	Voelkl
30	6293252	KASTLUNGER Tobias	1999	ITA	_____	Head
31	221223	MAJOR Billy	1996	GBR	_____	Fischer
-----break-----						
32	561244	KRANJEC Zan	1992	SLO	_____	Rossignol
33	293098	RAZZOLI Giuliano	1984	ITA	_____	Fischer
34	512203	NEF Tanguy	1996	SUI	_____	Atomic
35	293797	GROSS Stefano	1986	ITA	_____	Voelkl
36	54630	STURM Joshua	2001	AUT	_____	Voelkl
37	491853	del CAMPO Juan	1994	ESP	_____	Atomic
38	491879	SALARICH Joaquim	1994	ESP	_____	Rossignol
39	6532163	SEYMOUR Jett	1998	USA	_____	Fischer
40	60253	MARCHANT Armand	1997	BEL	_____	Head
41	6531936	WINTERS Luke	1997	USA	_____	Rossignol
42	422730	GUNLEIKSRUD Halvor Hilde	2000	NOR	_____	Head



Palisades Tahoe (USA)

8th Men's Slalom

SUN 25 FEB 2024

START LIST RUN 1

Start Time 10:00

Number of Competitors: 69, Number of NSAs: 20

Bib	FIS Code	Name	Year of Birth	NSA Code	Time	Ski
43	202615	TREMMEL Anton	1994	GER		Nordica
44	502617	AX SWARTZ Fabian	2004	SWE		Van deer
45	60261	MAES Sam	1998	BEL		racing
46	6532592	RITCHIE Benjamin	2000	USA		Voelkl
47	6190543	RASSAT Paco	1998	FRA		Dynastar
48	103729	READ Erik	1991	CAN		Salomon
49	422893	BRAEKKEN Theodor	2004	NOR		Atomic
50	221236	TAYLOR Laurie	1996	GBR		Atomic
51	511908	SCHMIDIGER Reto	1992	SUI		Head
52	6532116	KRUPKA Jimmy	1998	USA		Nordica
53	512353	ITEN Matthias	1999	SUI		Nordica
54	561378	MAROV Tijan	1998	SLO		Head
55	6300451	KATO Seigo	1998	JPN		Head
56	6294327	BARBERA Corrado	2002	ITA		Atomic
57	54729	PRAMSTALLER Kilian	2002	AUT		Fischer
58	6190909	DESGRIPPES Hugo	2000	FRA		Blizzard
59	502433	HANSSON William	2001	SWE		Dynastar
60	380334	VIDOVIC Matej	1993	CRO		Rossignol
61	6190628	ANGUENOT Leo	1998	FRA		Head
62	6532790	NELSON Isaiah	2001	USA		Rossignol
63	202908	HIMMELSBACH Fabian	1999	GER		Rossignol
64	430762	JASICZEK Jędrzej	1997	POL		Nordica
65	193967	MUFFAT-JEANDET Victor	1989	FRA		Blizzard
66	30388	BIRKNER de MIGUEL Tomas	1997	ARG		Salomon
67	6293775	DELLA VITE Filippo	2001	ITA		Salomon
68	54368	BORRNAES Christian	1996	DEN		Rossignol
69	6532084	RADAMUS River	1998	USA		Salomon

Jury

FIS Technical Delegate	MARQUIS Claude	CAN
Referee	WALDNER Markus	FIS
Assistant Referee	HLADNIK Janez	FIS
Chief of Race	LEWIS Nick	USA

Technical Data

Course Name	Red Dog
Start Altitude	2113m
Finish Altitude	1918m
Vertical Drop	195m
Homologation Number	14929/02/23

Race Information Run 1

Course Setter	MEYNET Thierry	SUI
Gates/Turning Gates	66/65	
Start Time	10:00	

Race Information Run 2

Course Setter	GRASIC Pavel	CRO
Gates/Turning Gates		
Start Time	13:00	

Forerunners:

Run 1:	F1 - WHELAN Oscar	USA	F2 - ZARETSKY Charles	USA	F3 - PETERSON Luca	USA
Run 2:	F1 - WHELAN Oscar	USA	F2 - ZARETSKY Charles	USA	F3 - PETERSON Luca	USA

Legend:

YB Year of Birth



OFFICIAL RESULTS RUN 1

Number of Competitors: 69, Number of NSAs: 20

Rank	Bib	FIS Code	Name	YB	NSA Code	Time	Difference	Ski
1	2	202451	STRASSER Linus	1992	GER	51.65		Rossignol
2	5	6190403	NOEL Clement	1997	FRA	52.05	0.40	Dynastar
3	6	54063	FELLER Manuel	1992	AUT	52.11	0.46	Atomic
4	3	422507	HAUGAN Timon	1996	NOR	52.62	0.97	Van deer
5	1	422304	KRISTOFFERSEN Henrik	1994	NOR	52.86	1.21	Van deer racing
6	9	54444	GSTREIN Fabio	1997	AUT	53.07	1.42	Atomic
7	8	6291574	SALA Tommaso	1995	ITA	53.12	1.47	Dynastar
8	4	511996	YULE Daniel	1993	SUI	53.20	1.55	Fischer
9	17	54252	RASCHNER Dominik	1994	AUT	53.40	1.75	Fischer
10	10	502015	JAKOBSEN Kristoffer	1994	SWE	53.45	1.80	Fischer
11	22	6190558	AMIEZ Steven	1998	FRA	53.53	1.88	Rossignol
12	24	511983	AERNI Luca	1993	SUI	53.79	2.14	Fischer
12	12	511902	ZENHAEUSERN Ramon	1992	SUI	53.79	2.14	Rossignol
14	40	60253	MARCHANT Armand	1997	BEL	53.80	2.15	Head
15	15	220689	RYDING Dave	1986	GBR	53.81	2.16	Fischer
16	19	6293171	VINATZER Alex	1999	ITA	53.82	2.17	Atomic
17	7	512182	MEILLARD Loic	1996	SUI	53.84	2.19	Rossignol
18	25	54093	STROLZ Johannes	1992	AUT	53.86	2.21	Head
19	16	92720	POPOV Albert	1997	BUL	53.89	2.24	Head
20	21	380377	KOLEGA Samuel	1999	CRO	54.14	2.49	Rossignol
21	30	6293252	KASTLUNGER Tobias	1999	ITA	54.19	2.54	Head
22	36	54630	STURM Joshua	2001	AUT	54.32	2.67	Voelkl
23	39	6532163	SEYMOUR Jett	1998	USA	54.33	2.68	Fischer
24	34	512203	NEF Tanguy	1996	SUI	54.40	2.75	Atomic
25	28	380335	ZUBCIC Filip	1993	CRO	54.48	2.83	Atomic
26	35	293797	GROSS Stefano	1986	ITA	54.59	2.94	Voelkl
27	14	422732	McGRATH Atle Lie	2000	NOR	54.64	2.99	Head
28	26	54348	PERTL Adrian	1996	AUT	54.70	3.05	Voelkl
29	45	60261	MAES Sam	1998	BEL	54.97	3.32	Voelkl
30	31	221223	MAJOR Billy	1996	GBR	54.99	3.34	Fischer

DID NOT QUALIFY FOR RUN 2: 28 competitors

31	27	422082	FOSS-SOLEVAAG Sebastian	1991	NOR	55.08	3.43	Voelkl
32	32	561244	KRANJEC Zan	1992	SLO	55.11	3.46	Rossignol
33	61	6190628	ANGUENOT Leo	1998	FRA	55.15	3.50	Rossignol
34	20	54170	MATT Michael	1993	AUT	55.22	3.57	Blizzard
35	37	491853	del CAMPO Juan	1994	ESP	55.41	3.76	Atomic
36	50	221236	TAYLOR Laurie	1996	GBR	55.52	3.87	Head
37	41	6531936	WINTERS Luke	1997	USA	55.56	3.91	Rossignol
38	43	202615	TREMMEL Anton	1994	GER	55.57	3.92	Nordica
39	38	491879	SALARICH Joaquim	1994	ESP	55.59	3.94	Rossignol
40	63	202908	HIMMELSBACH Fabian	1999	GER	55.61	3.96	Nordica
41	51	511908	SCHMIDIGER Reto	1992	SUI	55.67	4.02	Nordica
42	60	380334	VIDOVIC Matej	1993	CRO	55.73	4.08	Head
43	49	422893	BRAEKKEN Theodor	2004	NOR	55.83	4.18	Atomic
44	44	502617	AX SWARTZ Fabian	2004	SWE	55.94	4.29	Van deer racing

Palisades Tahoe (USA)


8th Men's Slalom

SUN 25 FEB 2024

OFFICIAL RESULTS RUN 1

Start Time 10:00

Number of Competitors: 69, Number of NSAs: 20

Rank	Bib	FIS Code	Name	YB	NSA Code	Time	Difference	Ski
45	42	422730	GUNLEIKSRUD Halvor Hilde	2000	NOR	56.06	4.41	Head
46	58	6190909	DESGRIPPES Hugo	2000	FRA	56.08	4.43	Dynastar
46	23	202520	HOLZMANN Sebastian	1993	GER	56.08	4.43	Voelkl
46	11	422766	STEEN OLSEN Alexander	2001	NOR	56.08	4.43	Rossignol
49	54	561378	MAROV Tijan	1998	SLO	56.11	4.46	Head
50	56	6294327	BARBERA Corrado	2002	ITA	56.24	4.59	Fischer
51	57	54729	PRAMSTALLER Kilian	2002	AUT	56.29	4.64	Blizzard
52	48	103729	READ Erik	1991	CAN	56.63	4.98	Atomic
52	33	293098	RAZZOLI Giuliano	1984	ITA	56.63	4.98	Fischer
54	47	6190543	RASSAT Paco	1998	FRA	57.87	6.22	Salomon
55	68	54368	BORRNAES Christian	1996	DEN	58.14	6.49	Salomon
56	62	6532790	NELSON Isaiah	2001	USA	58.57	6.92	Rossignol
57	64	430762	JASICZEK Jędrzej	1997	POL	58.60	6.95	Blizzard
58	55	6300451	KATO Seigo	1998	JPN	1:01.28	9.63	Atomic

DID NOT FINISH RUN 1: 11 competitors

13	511899	ROCHAT Marc	1992	SUI	Nordica
18	6531063	GINNIS A.	1994	GRE	Fischer
29	380361	RODES Istok	1996	CRO	Voelkl
46	6532592	RITCHIE Benjamin	2000	USA	Dynastar
52	6532116	KRUPKA Jimmy	1998	USA	Nordica
53	512353	ITEN Matthias	1999	SUI	Head
59	502433	HANSSON William	2001	SWE	Rossignol
65	193967	MUFFAT-JEANDET Victor	1989	FRA	Salomon
66	30388	BIRKNER de MIGUEL Tomas	1997	ARG	
67	6293775	DELLA VITE Filippo	2001	ITA	Rossignol
69	6532084	RADAMUS River	1998	USA	Rossignol

Jury

FIS Technical Delegate	MARQUIS Claude	CAN
Referee	WALDNER Markus	FIS
Assistant Referee	HLADNIK Janez	FIS
Chief of Race	LEWIS Nick	USA

Technical Data

Course Name	Red Dog
Start Altitude	2113m
Finish Altitude	1918m
Vertical Drop	195m
Homologation Number	14929/02/23

Race Information Run 1

Course Setter	MEYNET Thierry	SUI
Gates/Turning Gates	66/65	
Start Time	10:00	

Race Information Run 2

Course Setter	GRASIC Pavel	CRO
Gates/Turning Gates	65/63	
Start Time	13:00	

Forerunners:

Run 1:	F1 - WHELAN Oscar	USA	F2 - ZARETSKY Charles	USA	F3 - PETERSON Luca	USA
Run 2:	F1 - WHELAN Oscar	USA	F2 - ZARETSKY Charles	USA	F3 - PETERSON Luca	USA

Conditions on course:

Run 1	SUNNY	Snow:	HARD PACKED	Temperature - Start:	2°C	Temperature - Finish:	-2°C
-------	-------	-------	-------------	----------------------	-----	-----------------------	------

Legend:

YB Year of Birth



Number of Competitors: 30, Number of NSAs: 12

Start Order	Bib	FIS Code	Name	Year of Birth	NSA Code	Run 1	Diff.	Rank	Run 2	Total	Ski
1	31	221223	MAJOR Billy	1996	GBR	54.99	3.34	30			Fischer
2	45	60261	MAES Sam	1998	BEL	54.97	3.32	29			Voelkl
3	26	54348	PERTL Adrian	1996	AUT	54.70	3.05	28			Voelkl
4	14	422732	McGRATH Atle Lie	2000	NOR	54.64	2.99	27			Head
5	35	293797	GROSS Stefano	1986	ITA	54.59	2.94	26			Voelkl
6	28	380335	ZUBCIC Filip	1993	CRO	54.48	2.83	25			Atomic
7	34	512203	NEF Tanguy	1996	SUI	54.40	2.75	24			Atomic
8	39	6532163	SEYMOUR Jett	1998	USA	54.33	2.68	23			Fischer
9	36	54630	STURM Joshua	2001	AUT	54.32	2.67	22			Voelkl
10	30	6293252	KASTLUNGER Tobias	1999	ITA	54.19	2.54	21			Head
11	21	380377	KOLEGA Samuel	1999	CRO	54.14	2.49	20			Rossignol
12	16	92720	POPOV Albert	1997	BUL	53.89	2.24	19			Head
13	25	54093	STROLZ Johannes	1992	AUT	53.86	2.21	18			Head
14	7	512182	MEILLARD Loic	1996	SUI	53.84	2.19	17			Rossignol
15	19	6293171	VINATZER Alex	1999	ITA	53.82	2.17	16			Atomic
----- break -----											
16	15	220689	RYDING Dave	1986	GBR	53.81	2.16	15			Fischer
17	40	60253	MARCHANT Armand	1997	BEL	53.80	2.15	14			Head
18	12	511902	ZENHAEUSERN Ramon	1992	SUI	53.79	2.14	12			Rossignol
19	24	511983	AERNI Luca	1993	SUI	53.79	2.14	12			Fischer
20	22	6190558	AMIEZ Steven	1998	FRA	53.53	1.88	11			Rossignol
21	10	502015	JAKOBSEN Kristoffer	1994	SWE	53.45	1.80	10			Fischer
22	17	54252	RASCHNER Dominik	1994	AUT	53.40	1.75	9			Fischer
----- break -----											
23	4	511996	YULE Daniel	1993	SUI	53.20	1.55	8			Fischer
24	8	6291574	SALA Tommaso	1995	ITA	53.12	1.47	7			Dynastar
25	9	54444	GSTOFF Fabio	1997	AUT	53.07	1.42	6			Atomic
26	1	422304	KRISTOFFERSEN Henrik	1994	NOR	52.86	1.21	5			Van deer
27	3	422507	HAUGAN Timon	1996	NOR	52.62	0.97	4			Van deer
28	6	54063	FELLER Manuel	1992	AUT	52.11	0.46	3			racing Atomic
29	5	6190403	NOEL Clement	1997	FRA	52.05	0.40	2			Dynastar
30	2	202451	STRASSER Linus	1992	GER	51.65		1			Rossignol

Jury

FIS Technical Delegate	MARQUIS Claude	CAN
Referee	WALDNER Markus	FIS
Assistant Referee	HLADNIK Janez	FIS
Chief of Race	LEWIS Nick	USA

Technical Data

Course Name	Red Dog
Start Altitude	2113m
Finish Altitude	1918m
Vertical Drop	195m
Homologation Number	14929/02/23

Race Information Run 1

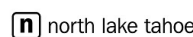
Course Setter	MEYNET Thierry	SUI
Gates/Turning Gates	66/65	
Start Time	10:00	

Race Information Run 2

Course Setter	GRASIC Pavel	CRO
Gates/Turning Gates		
Start Time	13:00	

Forerunners:

Run 1:	F1 - WHELAN Oscar	USA	F2 - ZARETSKY Charles	USA	F3 - PETERSON Luca	USA
Run 2:	F1 - WHELAN Oscar	USA	F2 - ZARETSKY Charles	USA	F3 - PETERSON Luca	USA





AUDI FIS SKI WORLD CUP 2023/24



Palisades Tahoe (USA)



8th Men's Slalom

SUN 25 FEB 2024

Start Time 13:00

OFFICIAL RESULTS

Number of Competitors: 69, Number of NSAs: 20

Penalty applied: 0.00

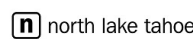
Rank	Bib	FIS Code	Name	YB	NSA Code	Run 1		Run 2		Total	Diff.	Race Points	Ski
						Time	Rank	Time	Rank				
1	6	54063	FELLER Manuel	1992	AUT	52.11	(3)	49.97	(17)	1:42.08		0.00	Atomic
2	5	6190403	NOEL Clement	1997	FRA	52.05	(2)	50.31	(21)	1:42.36	0.28	2.00	Dynastar
3	2	202451	STRASSER Linus	1992	GER	51.65	(1)	50.81	(24)	1:42.46	0.38	2.72	Rossignol
4	3	422507	HAUGAN Timon	1996	NOR	52.62	(4)	49.86	(12)	1:42.48	0.40	2.86	Van deer racing
5	10	502015	JAKOBSEN Kristoffer	1994	SWE	53.45	(10)	49.06	(2)	1:42.51	0.43	3.08	Fischer
6	19	6293171	VINATZER Alex	1999	ITA	53.82	(16)	49.11	(4)	1:42.93	0.85	6.08	Atomic
7	9	54444	GSTREIN Fabio	1997	AUT	53.07	(6)	49.89	(13)	1:42.96	0.88	6.29	Atomic
8	1	422304	KRISTOFFERSEN Henrik	1994	NOR	52.86	(5)	50.21	(20)	1:43.07	0.99	7.08	Van deer racing
9	7	512182	MEILLARD Loic	1996	SUI	53.84	(17)	49.33	(7)	1:43.17	1.09	7.79	Rossignol
10	21	380377	KOLEGA Samuel	1999	CRO	54.14	(20)	49.25	(5)	1:43.39	1.31	9.37	Rossignol
11	22	6190558	AMIEZ Steven	1998	FRA	53.53	(11)	49.89	(13)	1:43.42	1.34	9.58	Rossignol
12	14	422732	McGRATH Atle Lie	2000	NOR	54.64	(27)	48.90	(1)	1:43.54	1.46	10.44	Head
13	28	380335	ZUBCIC Filip	1993	CRO	54.48	(25)	49.08	(3)	1:43.56	1.48	10.58	Atomic
14	16	92720	POPOV Albert	1997	BUL	53.89	(19)	49.71	(11)	1:43.60	1.52	10.87	Head
15	39	6532163	SEYMOUR Jett	1998	USA	54.33	(23)	49.28	(6)	1:43.61	1.53	10.94	Fischer
16	25	54093	STROLZ Johannes	1992	AUT	53.86	(18)	49.92	(15)	1:43.78	1.70	12.16	Head
17	24	511983	AERNI Luca	1993	SUI	53.79	(12)	50.08	(18)	1:43.87	1.79	12.80	Fischer
18	40	60253	MARCHANT Armand	1997	BEL	53.80	(14)	50.13	(19)	1:43.93	1.85	13.23	Head
19	35	293797	GROSS Stefano	1986	ITA	54.59	(26)	49.41	(8)	1:44.00	1.92	13.73	Voelkl
20	34	512203	NEF Tanguy	1996	SUI	54.40	(24)	49.63	(10)	1:44.03	1.95	13.94	Atomic
21	12	511902	ZENHAEUSERN Ramon	1992	SUI	53.79	(12)	50.37	(22)	1:44.16	2.08	14.87	Rossignol
22	26	54348	PERTL Adrian	1996	AUT	54.70	(28)	49.61	(9)	1:44.31	2.23	15.95	Voelkl
23	8	6291574	SALA Tommaso	1995	ITA	53.12	(7)	51.20	(25)	1:44.32	2.24	16.02	Dynastar
24	15	220689	RYDING Dave	1986	GBR	53.81	(15)	50.73	(23)	1:44.54	2.46	17.59	Fischer
25	45	60261	MAES Sam	1998	BEL	54.97	(29)	49.96	(16)	1:44.93	2.85	20.38	Voelkl

DID NOT FINISH RUN 2: 5 competitors

4	511996	YULE Daniel	1993	SUI									Fischer
17	54252	RASCHNER Dominik	1994	AUT									Fischer
30	6293252	KASTLUNGER Tobias	1999	ITA									Head
31	221223	MAJOR Billy	1996	GBR									Fischer
36	54630	STURM Joshua	2001	AUT									Voelkl

DID NOT QUALIFY FOR RUN 2: 28 competitors

27	422082	FOSS-SOLEVAAG Sebastian	1991	NOR	55.08	(31)							Voelkl
32	561244	KRANJEC Zan	1992	SLO	55.11	(32)							Rossignol
61	6190628	ANGUENOT Leo	1998	FRA	55.15	(33)							Rossignol
20	54170	MATT Michael	1993	AUT	55.22	(34)							Blizzard
37	491853	del CAMPO Juan	1994	ESP	55.41	(35)							Atomic
50	221236	TAYLOR Laurie	1996	GBR	55.52	(36)							Head
41	6531936	WINTERS Luke	1997	USA	55.56	(37)							Rossignol
43	202615	TREMMEL Anton	1994	GER	55.57	(38)							Nordica
38	491879	SALARICH Joaquim	1994	ESP	55.59	(39)							Rossignol
63	202908	HIMMELSBACH Fabian	1999	GER	55.61	(40)							Nordica
51	511908	SCHMIDIGER Reto	1992	SUI	55.67	(41)							Nordica
60	380334	VIDOVIC Matej	1993	CRO	55.73	(42)							Head
49	422893	BRAEKKEN Theodor	2004	NOR	55.83	(43)							Atomic



Palisades Tahoe (USA)

8th Men's Slalom

SUN 25 FEB 2024

Start Time 13:00

OFFICIAL RESULTS

Number of Competitors: 69, Number of NSAs: 20

Penalty applied: 0.00

Rank	Bib	FIS Code	Name	YB	NSA Code	Run 1	Run 2	Total	Diff.	Race Points	Ski
						Time Rank	Time Rank				
	44	502617	AX SWARTZ Fabian	2004	SWE	55.94 (44)					Van deer racing Head
	42	422730	GUNLEIKSRUD Halvor Hilde	2000	NOR	56.06 (45)					Dynastar Voelkl
	58	6190909	DESGRIPPES Hugo	2000	FRA	56.08 (46)					Rossignol Head
	23	202520	HOLZMANN Sebastian	1993	GER	56.08 (46)					Fischer Blizzard
	11	422766	STEEN OLSEN Alexander	2001	NOR	56.08 (46)					Atomic Fischer
	54	561378	MAROV Tijan	1998	SLO	56.11 (49)					Salomon
	56	6294327	BARBERA Corrado	2002	ITA	56.24 (50)					Blizzard
	57	54729	PRAMSTALLER Kilian	2002	AUT	56.29 (51)					Atomic Fischer
	48	103729	READ Erik	1991	CAN	56.63 (52)					Salomon
	33	293098	RAZZOLI Giuliano	1984	ITA	56.63 (52)					Rossignol
	47	6190543	RASSAT Paco	1998	FRA	57.87 (54)					Blizzard
	68	54368	BORRNAES Christian	1996	DEN	58.14 (55)					Atomic
	62	6532790	NELSON Isaiah	2001	USA	58.57 (56)					Rossignol
	64	430762	JASICZEK Jdrzej	1997	POL	58.60 (57)					Blizzard
	55	6300451	KATO Seigo	1998	JPN	1:01.28 (58)					Atomic

DID NOT FINISH RUN 1: 11 competitors

13	511899	ROCHAT Marc	1992	SUI							Nordica
18	6531063	GINNIS A.	1994	GRE							Fischer
29	380361	RODES Istok	1996	CRO							Voelkl
46	6532592	RITCHIE Benjamin	2000	USA							Dynastar
52	6532116	KRUPKA Jimmy	1998	USA							Nordica
53	512353	ITEN Matthias	1999	SUI							Head
59	502433	HANSSON William	2001	SWE							Rossignol
65	193967	MUFFAT-JEANDET Victor	1989	FRA							Salomon
66	30388	BIRKNER de MIGUEL Tomas	1997	ARG							
67	6293775	DELLA VITE Filippo	2001	ITA							Rossignol
69	6532084	RADAMUS River	1998	USA							Rossignol

Jury

FIS Technical Delegate	MARQUIS Claude	CAN
Referee	WALDNER Markus	FIS
Assistant Referee	HLADNIK Janez	FIS
Chief of Race	LEWIS Nick	USA

Technical Data

Course Name	Red Dog
Start Altitude	2113m
Finish Altitude	1918m
Vertical Drop	195m
Homologation Number	14929/02/23

Race Information Run 1

Course Setter	MEYNET Thierry	SUI
Gates/Turning Gates	66/65	
Start Time	10:00	

Race Information Run 2

Course Setter	GRASIC Pavel	CRO
Gates/Turning Gates	65/63	
Start Time	13:00	

Forerunners:

Run 1:	F1 - WHELAN Oscar	USA	F2 - ZARETSKY Charles	USA	F3 - PETERSON Luca	USA
Run 2:	F1 - WHELAN Oscar	USA	F2 - ZARETSKY Charles	USA	F3 - PETERSON Luca	USA

Conditions on course:

Run 1	SUNNY	Snow: HARD PACKED	Temperature - Start: 2°C	Temperature - Finish: -2°C
Run 2	SUNNY	Snow: HARD PACKED	Temperature - Start: 7°C	Temperature - Finish: 8°C

Legend:

YB Year of Birth



PENALTY CALCULATION

Best 10 at Finish

F-factor: 730

Rank	Bib	FIS Code	Name	NSA Code	FIS Points	Best 5	Race Points
1	6	54063	FELLER Manuel	AUT	0.00	0.00	0.00
2	5	6190403	NOEL Clement	FRA	0.82	0.82	2.00
3	2	202451	STRASSER Linus	GER	0.00	0.00	2.72
4	3	422507	HAUGAN Timon	NOR	2.46		
5	10	502015	JAKOBSEN Kristoffer	SWE	3.85		
6	19	6293171	VINATZER Alex	ITA	4.50		
7	9	54444	GSTREIN Fabio	AUT	5.61		
8	1	422304	KRISTOFFERSEN Henrik	NOR	0.00	0.00	7.08
9	7	512182	MEILLARD Loic	SUI	2.31	2.31	7.79
10	21	380377	KOLEGA Samuel	CRO	3.15		

Best 5 FIS Points Started

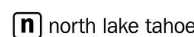
Rank	Bib	FIS Code	Name	NSA Code	FIS Points
1	6	54063	FELLER Manuel	AUT	0.00
3	2	202451	STRASSER Linus	GER	0.00
8	1	422304	KRISTOFFERSEN Henrik	NOR	0.00
21	12	511902	ZENHAEUSERN Ramon	SUI	0.00
DNF	4	511996	YULE Daniel	SUI	0.00

TOTALS:

FIS Points of Best 5 Started (B)	0.00	
FIS Points of Best 5 at Finish in Top 10 (A)		3.13
Race Points of Corresponding Competitors (C)		19.59
Calculated Penalty (A+B-C):10 =>	-1.646	
Rounded	-1.65	
Category Adder	0.00	
Correction Value (Z)	0.00	
Calculated Penalty	-1.65	
Penalty Applied	0.00	

Legend:

DNF Did not finish





Audi
FIS Ski World Cup

AUDI FIS SKI WORLD CUP 2023/24



Palisades Tahoe (USA)



8th Men's Slalom

SUN 25 FEB 2024

Start Time 13:00

PERFORMANCE ANALYSIS BY RANK

Number of Competitors: 25 Number of NSAs: 12

Rank	Bib	Name Ski	NSA Code	Pos	Positions		Partials		Difference Time			
					Time	Rank	Pos	Time		Rank		
1	6	FELLER Manuel Atomic	AUT	Run 1:	Int1:	13.08	(8)	I1-I2:	13.55	(4)	0.33	
					Int2:	26.63	(4)	I2-I3:	12.28	(1)	0.62	
					Int3:	38.91	(3)	I3-Fin:	13.20	(1)	0.50	
					Fin:	52.11	(3)				0.46	
					Run 2:	Int1:	12.78	(24)	I1-I2:	13.26	(13)	0.67
						Int2:	26.04	(21)	I2-I3:	11.78	(10)	0.90
						Int3:	37.82	(16)	I3-Fin:	12.15	(11)	0.88
						Fin:	49.97	(17)				1.07
					Total:	Int1:	1:04.89	(3)				0.75
						Int2:	1:18.15	(3)				0.26
						Int3:	1:29.93	(2)				0.02
						Fin:	1:42.08	(1)				0.00
					2	5	NOEL Clement Dynastar	FRA	Run 1:	Int1:	12.92	(2)
Int2:	26.17	(2)	I2-I3:	12.68						(7)	0.16	
Int3:	38.85	(2)	I3-Fin:	13.20						(1)	0.44	
Fin:	52.05	(2)									0.40	
Run 2:	Int1:	12.57	(18)	I1-I2:						13.45	(17)	0.46
	Int2:	26.02	(18)	I2-I3:						11.91	(17)	0.88
	Int3:	37.93	(18)	I3-Fin:						12.38	(21)	0.99
	Fin:	50.31	(21)									1.41
Total:	Int1:	1:04.62	(2)									0.48
	Int2:	1:18.07	(2)									0.18
	Int3:	1:29.98	(3)									0.07
	Fin:	1:42.36	(2)									0.28
3	2	STRASSER Linus Rossignol	GER	Run 1:						Int1:	12.75	(1)
					Int2:	26.01	(1)	I2-I3:	12.40	(2)	0.00	
					Int3:	38.41	(1)	I3-Fin:	13.24	(3)	0.00	
					Fin:	51.65	(1)				0.00	
					Run 2:	Int1:	12.49	(13)	I1-I2:	13.75	(23)	0.38
						Int2:	26.24	(23)	I2-I3:	12.02	(20)	1.10
						Int3:	38.26	(23)	I3-Fin:	12.55	(24)	1.32
						Fin:	50.81	(24)				1.91
					Total:	Int1:	1:04.14	(1)				0.00
						Int2:	1:17.89	(1)				0.00
						Int3:	1:29.91	(1)				0.00
						Fin:	1:42.46	(3)				0.38



Audi
FIS Ski World Cup



STIFEL



Outside

VISA



n north lake tahoe



Palisades Tahoe (USA)



8th Men's Slalom

SUN 25 FEB 2024

PERFORMANCE ANALYSIS BY RANK

Start Time 13:00

Number of Competitors: 25 Number of NSAs: 12

Rank	Bib	Name Ski	NSA Code	Pos	Positions		Partials		Difference Time			
					Time	Rank	Pos	Time		Rank		
4	3	HAUGAN Timon Van deer racing	NOR	Run 1:	Int1:	13.12	(12)	I1-I2:	13.73	(7)	0.37	
					Int2:	26.85	(5)	I2-I3:	12.46	(4)	0.84	
					Int3:	39.31	(4)	I3-Fin:	13.31	(4)	0.90	
					Fin:	52.62	(4)				0.97	
					Run 2:	Int1:	12.51	(14)	I1-I2:	13.51	(19)	0.40
						Int2:	26.02	(18)	I2-I3:	11.60	(6)	0.88
						Int3:	37.62	(13)	I3-Fin:	12.24	(15)	0.68
						Fin:	49.86	(12)				0.96
					Total:	Int1:	1:05.13	(4)				0.99
						Int2:	1:18.64	(4)				0.75
						Int3:	1:30.24	(4)				0.33
						Fin:	1:42.48	(4)				0.40
					5	10	JAKOBSEN Kristoffer Fischer	SWE	Run 1:	Int1:	13.04	(7)
Int2:	27.00	(12)	I2-I3:	12.88						(17)	0.99	
Int3:	39.88	(13)	I3-Fin:	13.57						(10)	1.47	
Fin:	53.45	(10)									1.80	
Run 2:	Int1:	12.43	(7)	I1-I2:						12.86	(2)	0.32
	Int2:	25.29	(2)	I2-I3:						11.67	(7)	0.15
	Int3:	36.96	(2)	I3-Fin:						12.10	(8)	0.02
	Fin:	49.06	(2)									0.16
Total:	Int1:	1:05.88	(8)									1.74
	Int2:	1:18.74	(6)									0.85
	Int3:	1:30.41	(5)									0.50
	Fin:	1:42.51	(5)									0.43
6	19	VINATZER Alex Atomic	ITA	Run 1:						Int1:	13.44	(26)
					Int2:	27.28	(18)	I2-I3:	12.82	(12)	1.27	
					Int3:	40.10	(17)	I3-Fin:	13.72	(17)	1.69	
					Fin:	53.82	(16)				2.17	
					Run 2:	Int1:	12.52	(15)	I1-I2:	12.78	(1)	0.41
						Int2:	25.30	(4)	I2-I3:	11.79	(11)	0.16
						Int3:	37.09	(4)	I3-Fin:	12.02	(4)	0.15
						Fin:	49.11	(4)				0.21
					Total:	Int1:	1:06.34	(15)				2.20
						Int2:	1:19.12	(8)				1.23
						Int3:	1:30.91	(8)				1.00
						Fin:	1:42.93	(6)				0.85
					7	9	GSTREIN Fabio Atomic	AUT	Run 1:	Int1:	13.11	(11)
Int2:	27.05	(14)	I2-I3:	12.59						(5)	1.04	
Int3:	39.64	(8)	I3-Fin:	13.43						(5)	1.23	
Fin:	53.07	(6)									1.42	
Run 2:	Int1:	12.48	(12)	I1-I2:						13.12	(6)	0.37
	Int2:	25.60	(9)	I2-I3:						11.87	(14)	0.46
	Int3:	37.47	(12)	I3-Fin:						12.42	(23)	0.53
	Fin:	49.89	(13)									0.99
Total:	Int1:	1:05.55	(5)									1.41
	Int2:	1:18.67	(5)									0.78
	Int3:	1:30.54	(6)									0.63
	Fin:	1:42.96	(7)									0.88

Palisades Tahoe (USA)



8th Men's Slalom

SUN 25 FEB 2024

PERFORMANCE ANALYSIS BY RANK

Start Time 13:00

Number of Competitors: 25 Number of NSAs: 12

Rank	Bib	Name Ski	NSA Code	Positions Pos	Positions		Partials		Difference Time		
					Time	Rank	Pos	Time		Rank	
8	1	KRISTOFFERSEN Henrik Van deer racing	NOR	Run 1:	Int1:	13.14	(14)	I1-I2:	13.79	(9)	0.39
					Int2:	26.93	(8)	I2-I3:	12.45	(3)	0.92
					Int3:	39.38	(5)	I3-Fin:	13.48	(6)	0.97
					Fin:	52.86	(5)				1.21
				Run 2:	Int1:	12.69	(23)	I1-I2:	13.28	(14)	0.58
					Int2:	25.97	(17)	I2-I3:	12.01	(19)	0.83
					Int3:	37.98	(21)	I3-Fin:	12.23	(13)	1.04
					Fin:	50.21	(20)				1.31
				Total:	Int1:	1:05.55	(5)				1.41
					Int2:	1:18.83	(7)				0.94
					Int3:	1:30.84	(7)				0.93
					Fin:	1:43.07	(8)				0.99
9	7	MEILLARD Loic Rossignol	SUI	Run 1:	Int1:	13.10	(10)	I1-I2:	14.03	(21)	0.35
					Int2:	27.13	(15)	I2-I3:	12.85	(15)	1.12
					Int3:	39.98	(15)	I3-Fin:	13.86	(26)	1.57
					Fin:	53.84	(17)				2.19
				Run 2:	Int1:	12.26	(5)	I1-I2:	13.03	(4)	0.15
					Int2:	25.29	(2)	I2-I3:	11.97	(18)	0.15
					Int3:	37.26	(9)	I3-Fin:	12.07	(7)	0.32
					Fin:	49.33	(7)				0.43
				Total:	Int1:	1:06.10	(10)				1.96
					Int2:	1:19.13	(9)				1.24
					Int3:	1:31.10	(9)				1.19
					Fin:	1:43.17	(9)				1.09
10	21	KOLEGA Samuel Rossignol	CRO	Run 1:	Int1:	13.41	(25)	I1-I2:	14.02	(20)	0.66
					Int2:	27.43	(22)	I2-I3:	13.00	(21)	1.42
					Int3:	40.43	(21)	I3-Fin:	13.71	(15)	2.02
					Fin:	54.14	(20)				2.49
				Run 2:	Int1:	12.52	(15)	I1-I2:	13.07	(5)	0.41
					Int2:	25.59	(8)	I2-I3:	11.53	(2)	0.45
					Int3:	37.12	(5)	I3-Fin:	12.13	(9)	0.18
					Fin:	49.25	(5)				0.35
				Total:	Int1:	1:06.66	(19)				2.52
					Int2:	1:19.73	(14)				1.84
					Int3:	1:31.26	(12)				1.35
					Fin:	1:43.39	(10)				1.31
11	22	AMIEZ Steven Rossignol	FRA	Run 1:	Int1:	13.12	(12)	I1-I2:	14.06	(22)	0.37
					Int2:	27.18	(16)	I2-I3:	12.69	(8)	1.17
					Int3:	39.87	(12)	I3-Fin:	13.66	(13)	1.46
					Fin:	53.53	(11)				1.88
				Run 2:	Int1:	12.23	(4)	I1-I2:	13.70	(22)	0.12
					Int2:	25.93	(16)	I2-I3:	11.71	(8)	0.79
					Int3:	37.64	(14)	I3-Fin:	12.25	(16)	0.70
					Fin:	49.89	(13)				0.99
				Total:	Int1:	1:05.76	(7)				1.62
					Int2:	1:19.46	(10)				1.57
					Int3:	1:31.17	(10)				1.26
					Fin:	1:43.42	(11)				1.34

Palisades Tahoe (USA)



8th Men's Slalom

SUN 25 FEB 2024

PERFORMANCE ANALYSIS BY RANK

Start Time 13:00

Number of Competitors: 25 Number of NSAs: 12

Rank	Bib	Name Ski	NSA Code	Pos	Positions		Partials		Difference Time		
					Time	Rank	Pos	Time		Rank	
12	14	McGRATH Atle Lie Head	NOR	Run 1:	Int1:	13.58	(34)	I1-I2:	14.00	(18)	0.83
					Int2:	27.58	(25)	I2-I3:	13.33	(39)	1.57
					Int3:	40.91	(27)	I3-Fin:	13.73	(18)	2.50
					Fin:	54.64	(27)				2.99
				Run 2:	Int1:	12.52	(15)	I1-I2:	13.21	(11)	0.41
					Int2:	25.73	(12)	I2-I3:	11.21	(1)	0.59
					Int3:	36.94	(1)	I3-Fin:	11.96	(1)	0.00
					Fin:	48.90	(1)				0.00
				Total:	Int1:	1:07.16	(24)				3.02
					Int2:	1:20.37	(24)				2.48
					Int3:	1:31.58	(15)				1.67
					Fin:	1:43.54	(12)				1.46
13	28	ZUBCIC Filip Atomic	CRO	Run 1:	Int1:	13.19	(18)	I1-I2:	14.16	(25)	0.44
					Int2:	27.35	(20)	I2-I3:	13.36	(40)	1.34
					Int3:	40.71	(26)	I3-Fin:	13.77	(22)	2.30
					Fin:	54.48	(25)				2.83
				Run 2:	Int1:	12.18	(3)	I1-I2:	12.96	(3)	0.07
					Int2:	25.14	(1)	I2-I3:	11.89	(16)	0.00
					Int3:	37.03	(3)	I3-Fin:	12.05	(5)	0.09
					Fin:	49.08	(3)				0.18
				Total:	Int1:	1:06.66	(19)				2.52
					Int2:	1:19.62	(13)				1.73
					Int3:	1:31.51	(13)				1.60
					Fin:	1:43.56	(13)				1.48
14	16	POPOV Albert Head	BUL	Run 1:	Int1:	13.09	(9)	I1-I2:	13.94	(14)	0.34
					Int2:	27.03	(13)	I2-I3:	12.86	(16)	1.02
					Int3:	39.89	(14)	I3-Fin:	14.00	(33)	1.48
					Fin:	53.89	(19)				2.24
				Run 2:	Int1:	12.42	(6)	I1-I2:	13.16	(8)	0.31
					Int2:	25.58	(7)	I2-I3:	11.74	(9)	0.44
					Int3:	37.32	(10)	I3-Fin:	12.39	(22)	0.38
					Fin:	49.71	(11)				0.81
				Total:	Int1:	1:06.31	(14)				2.17
					Int2:	1:19.47	(11)				1.58
					Int3:	1:31.21	(11)				1.30
					Fin:	1:43.60	(14)				1.52
15	39	SEYMOUR Jett Fischer	USA	Run 1:	Int1:	13.19	(18)	I1-I2:	14.41	(36)	0.44
					Int2:	27.60	(27)	I2-I3:	13.02	(22)	1.59
					Int3:	40.62	(25)	I3-Fin:	13.71	(15)	2.21
					Fin:	54.33	(23)				2.68
				Run 2:	Int1:	12.16	(2)	I1-I2:	13.48	(18)	0.05
					Int2:	25.64	(10)	I2-I3:	11.58	(4)	0.50
					Int3:	37.22	(7)	I3-Fin:	12.06	(6)	0.28
					Fin:	49.28	(6)				0.38
				Total:	Int1:	1:06.49	(18)				2.35
					Int2:	1:19.97	(19)				2.08
					Int3:	1:31.55	(14)				1.64
					Fin:	1:43.61	(15)				1.53

Palisades Tahoe (USA)



8th Men's Slalom

SUN 25 FEB 2024

PERFORMANCE ANALYSIS BY RANK

Start Time 13:00

Number of Competitors: 25 Number of NSAs: 12

Rank	Bib	Name Ski	NSA Code	Run	Positions			Partials		Difference Time	
					Pos	Time	Rank	Pos	Time		Rank
16	25	STROLZ Johannes Head	AUT	Run 1:	Int1:	13.35	(22)	I1-I2:	14.11	(23)	0.60
					Int2:	27.46	(24)	I2-I3:	12.89	(18)	1.45
					Int3:	40.35	(20)	I3-Fin:	13.51	(7)	1.94
					Fin:	53.86	(18)				2.21
				Run 2:	Int1:	12.60	(21)	I1-I2:	13.31	(16)	0.49
					Int2:	25.91	(15)	I2-I3:	12.03	(21)	0.77
					Int3:	37.94	(19)	I3-Fin:	11.98	(3)	1.00
					Fin:	49.92	(15)				1.02
				Total:	Int1:	1:06.46	(17)				2.32
					Int2:	1:19.77	(15)				1.88
					Int3:	1:31.80	(20)				1.89
					Fin:	1:43.78	(16)				1.70
				17	24	AERNI Luca Fischer	SUI	Run 1:	Int1:	12.93	(3)
Int2:	27.35	(20)	I2-I3:						12.81	(11)	1.34
Int3:	40.16	(18)	I3-Fin:						13.63	(11)	1.75
Fin:	53.79	(12)									2.14
Run 2:	Int1:	12.57	(18)					I1-I2:	13.52	(20)	0.46
	Int2:	26.09	(22)					I2-I3:	11.85	(13)	0.95
	Int3:	37.94	(19)					I3-Fin:	12.14	(10)	1.00
	Fin:	50.08	(18)								1.18
Total:	Int1:	1:06.36	(16)								2.22
	Int2:	1:19.88	(17)								1.99
	Int3:	1:31.73	(18)								1.82
	Fin:	1:43.87	(17)								1.79
18	40	MARCHANT Armand Head	BEL					Run 1:	Int1:	12.94	(4)
				Int2:	26.90	(6)	I2-I3:		13.11	(24)	0.89
				Int3:	40.01	(16)	I3-Fin:		13.79	(23)	1.60
				Fin:	53.80	(14)					2.15
				Run 2:	Int1:	12.44	(9)	I1-I2:	13.28	(14)	0.33
					Int2:	25.72	(11)	I2-I3:	12.10	(22)	0.58
					Int3:	37.82	(16)	I3-Fin:	12.31	(19)	0.88
					Fin:	50.13	(19)				1.23
				Total:	Int1:	1:06.24	(12)				2.10
					Int2:	1:19.52	(12)				1.63
					Int3:	1:31.62	(16)				1.71
					Fin:	1:43.93	(18)				1.85
				19	35	GROSS Stefano Voelkl	ITA	Run 1:	Int1:	13.49	(29)
Int2:	27.33	(19)	I2-I3:						13.13	(25)	1.32
Int3:	40.46	(22)	I3-Fin:						14.13	(42)	2.05
Fin:	54.59	(26)									2.94
Run 2:	Int1:	12.43	(7)					I1-I2:	13.14	(7)	0.32
	Int2:	25.57	(6)					I2-I3:	11.56	(3)	0.43
	Int3:	37.13	(6)					I3-Fin:	12.28	(17)	0.19
	Fin:	49.41	(8)								0.51
Total:	Int1:	1:07.02	(22)								2.88
	Int2:	1:20.16	(21)								2.27
	Int3:	1:31.72	(17)								1.81
	Fin:	1:44.00	(19)								1.92

Palisades Tahoe (USA)



8th Men's Slalom

SUN 25 FEB 2024

PERFORMANCE ANALYSIS BY RANK

Start Time 13:00

Number of Competitors: 25 Number of NSAs: 12

Rank	Bib	Name Ski	NSA Code	Run	Positions			Partials		Difference Time					
					Pos	Time	Rank	Pos	Time		Rank				
20	34	NEF Tanguy Atomic	SUI	Run 1:	Int1:	13.36	(24)	I1-I2:	14.22	(27)	0.61				
					Int2:	27.58	(25)					I2-I3:	12.99	(20)	1.57
					Int3:	40.57	(23)					I3-Fin:	13.83	(25)	2.16
					Fin:	54.40	(24)								2.75
				Run 2:	Int1:	12.58	(20)	I1-I2:	13.18	(10)	0.47				
					Int2:	25.76	(13)					I2-I3:	11.59	(5)	0.62
					Int3:	37.35	(11)					I3-Fin:	12.28	(17)	0.41
					Fin:	49.63	(10)								0.73
				Total:	Int1:	1:06.98	(21)				2.84				
					Int2:	1:20.16	(21)					2.27			
					Int3:	1:31.75	(19)					1.84			
					Fin:	1:44.03	(20)					1.95			
				21	12	ZENHAEUSERN Ramon Rossignol	SUI	Run 1:	Int1:	13.14	(14)	I1-I2:	13.83	(10)	0.39
Int2:	26.97	(11)	I2-I3:						12.78	(10)	0.96				
Int3:	39.75	(9)	I3-Fin:						14.04	(34)	1.34				
Fin:	53.79	(12)									2.14				
Run 2:	Int1:	12.44	(9)					I1-I2:	13.58	(21)	0.33				
	Int2:	26.02	(18)									I2-I3:	12.18	(25)	0.88
	Int3:	38.20	(22)									I3-Fin:	12.17	(12)	1.26
	Fin:	50.37	(22)												1.47
Total:	Int1:	1:06.23	(11)								2.09				
	Int2:	1:19.81	(16)									1.92			
	Int3:	1:31.99	(21)									2.08			
	Fin:	1:44.16	(21)									2.08			
22	26	PERTL Adrian Voelkl	AUT					Run 1:	Int1:	13.74	(44)	I1-I2:	14.15	(24)	0.99
				Int2:	27.89	(30)	I2-I3:		13.15	(30)	1.88				
				Int3:	41.04	(29)	I3-Fin:		13.66	(13)	2.63				
				Fin:	54.70	(28)					3.05				
				Run 2:	Int1:	12.68	(22)	I1-I2:	13.17	(9)	0.57				
					Int2:	25.85	(14)					I2-I3:	11.80	(12)	0.71
					Int3:	37.65	(15)					I3-Fin:	11.96	(1)	0.71
					Fin:	49.61	(9)								0.71
				Total:	Int1:	1:07.38	(25)				3.24				
					Int2:	1:20.55	(25)					2.66			
					Int3:	1:32.35	(25)					2.44			
					Fin:	1:44.31	(22)					2.23			
				23	8	SALA Tommaso Dynastar	ITA	Run 1:	Int1:	13.18	(17)	I1-I2:	13.72	(6)	0.43
Int2:	26.90	(6)	I2-I3:						12.69	(8)	0.89				
Int3:	39.59	(7)	I3-Fin:						13.53	(9)	1.18				
Fin:	53.12	(7)									1.47				
Run 2:	Int1:	12.97	(25)					I1-I2:	13.83	(25)	0.86				
	Int2:	26.80	(25)									I2-I3:	12.17	(24)	1.66
	Int3:	38.97	(25)									I3-Fin:	12.23	(13)	2.03
	Fin:	51.20	(25)												2.30
Total:	Int1:	1:06.09	(9)								1.95				
	Int2:	1:19.92	(18)									2.03			
	Int3:	1:32.09	(22)									2.18			
	Fin:	1:44.32	(23)									2.24			

PERFORMANCE ANALYSIS BY RANK

Number of Competitors: 25 Number of NSAs: 12

Rank	Bib	Name <small>Ski</small>	NSA Code	Positions Pos	Positions		Partials		Difference Time			
					Time	Rank	Time	Rank				
24	15	RYDING Dave <small>Fischer</small>	GBR	Run 1:	Int1:	13.26	(20)	I1-I2:	13.67	(5)	0.51	
					Int2:	26.93	(8)	I2-I3:	12.84	(14)	0.92	
					Int3:	39.77	(11)	I3-Fin:	14.04	(34)	1.36	
					Fin:	53.81	(15)				2.16	
					Run 2:	Int1:	12.45	(11)	I1-I2:	13.82	(24)	0.34
						Int2:	26.27	(24)	I2-I3:	12.14	(23)	1.13
						Int3:	38.41	(24)	I3-Fin:	12.32	(20)	1.47
						Fin:	50.73	(23)				1.83
					Total:	Int1:	1:06.26	(13)				2.12
						Int2:	1:20.08	(20)				2.19
						Int3:	1:32.22	(24)				2.31
						Fin:	1:44.54	(24)				2.46
					25	45	MAES Sam <small>Voelkl</small>	BEL	Run 1:	Int1:	13.49	(29)
Int2:	27.90	(31)	I2-I3:	13.13						(25)	1.89	
Int3:	41.03	(28)	I3-Fin:	13.94						(29)	2.62	
Fin:	54.97	(29)									3.32	
Run 2:	Int1:	12.11	(1)	I1-I2:						13.24	(12)	0.00
	Int2:	25.35	(5)	I2-I3:						11.87	(14)	0.21
	Int3:	37.22	(7)	I3-Fin:						12.74	(25)	0.28
	Fin:	49.96	(16)									1.06
Total:	Int1:	1:07.08	(23)									2.94
	Int2:	1:20.32	(23)									2.43
	Int3:	1:32.19	(23)									2.28
	Fin:	1:44.93	(25)									2.85

Intermediate Time Positions :

Int. 1 = Inter1

Int. 2 = Inter2

Int. 3 = Inter3

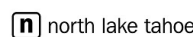
Legend:					
Fin	Finish	Int	Intermediate	Ix	Intermediate x
Pos.	Intermediate or speed position				



PERFORMANCE ANALYSIS BY BIB

Number of Competitors: 69 Number of NSAs: 20

Bib	Name Ski	NSA Code	Pos	Positions			Partials			Difference Time
				Time	Rank	Pos	Time	Rank		
1	KRISTOFFERSEN Henrik Van deer racing	NOR	Run 1:	Int1:	13.14	(16)	I1-I2:	13.79	(10)	0.39
				Int2:	26.93	(9)	I2-I3:	12.45	(3)	0.92
				Int3:	39.38	(5)	I3-Fin:	13.48	(6)	0.97
				Fin:	52.86	(5)				1.21
			Run 2:	Int1:	12.69	(28)	I1-I2:	13.28	(14)	0.61
				Int2:	25.97	(17)	I2-I3:	12.01	(19)	0.83
				Int3:	37.98	(21)	I3-Fin:	12.23	(13)	1.04
				Fin:	50.21	(20)				1.31
			Total:	Int1:	1:05.55	(5)				1.41
				Int2:	1:18.83	(7)				0.94
				Int3:	1:30.84	(7)				0.93
				Fin:	1:43.07	(8)				0.99
			2	STRASSER Linus Rossignol	GER	Run 1:	Int1:	12.75	(1)	I1-I2:
Int2:	26.01	(1)					I2-I3:	12.40	(2)	0.00
Int3:	38.41	(1)					I3-Fin:	13.24	(3)	0.00
Fin:	51.65	(1)								0.00
Run 2:	Int1:	12.49				(15)	I1-I2:	13.75	(23)	0.41
	Int2:	26.24				(23)	I2-I3:	12.02	(20)	1.10
	Int3:	38.26				(23)	I3-Fin:	12.55	(24)	1.32
	Fin:	50.81				(24)				1.91
Total:	Int1:	1:04.14				(1)				0.00
	Int2:	1:17.89				(1)				0.00
	Int3:	1:29.91				(1)				0.00
	Fin:	1:42.46				(3)				0.38
3	HAUGAN Timon Van deer racing	NOR				Run 1:	Int1:	13.12	(13)	I1-I2:
			Int2:	26.85	(6)		I2-I3:	12.46	(4)	0.84
			Int3:	39.31	(4)		I3-Fin:	13.31	(4)	0.90
			Fin:	52.62	(4)					0.97
			Run 2:	Int1:	12.51	(17)	I1-I2:	13.51	(19)	0.43
				Int2:	26.02	(18)	I2-I3:	11.60	(6)	0.88
				Int3:	37.62	(13)	I3-Fin:	12.24	(15)	0.68
				Fin:	49.86	(12)				0.96
			Total:	Int1:	1:05.13	(4)				0.99
				Int2:	1:18.64	(4)				0.75
				Int3:	1:30.24	(4)				0.33
				Fin:	1:42.48	(4)				0.40



Palisades Tahoe (USA)



8th Men's Slalom

SUN 25 FEB 2024

PERFORMANCE ANALYSIS BY BIB

Start Time 13:00

Number of Competitors: 69 Number of NSAs: 20

Bib	Name Ski	NSA Code	Run	Pos	Positions			Partials		Difference Time
					Time	Rank	Pos	Time	Rank	
4	YULE Daniel Fischer	SUI	Run 1:	Int1:	13.01	(6)	I1-I2:	13.49	(3)	0.26
				Int2:	26.50	(3)	I2-I3:	12.97	(19)	0.49
				Int3:	39.47	(6)	I3-Fin:	13.73	(18)	1.06
				Fin:	53.20	(8)				1.55
			Run 2:	Int1:	12.59	(24)	I1-I2:			0.51
				Int2:			I2-I3:			
				Int3:			I3-Fin:			
				Fin:	DNF					
			Total:	Int1:	1:05.79	(8)				1.65
				Int2:						
				Int3:						
				Fin:	DNF					
			5	NOEL Clement Dynastar	FRA	Run 1:	Int1:	12.92	(3)	I1-I2:
Int2:	26.17	(2)					I2-I3:	12.68	(7)	0.16
Int3:	38.85	(2)					I3-Fin:	13.20	(1)	0.44
Fin:	52.05	(2)								0.40
Run 2:	Int1:	12.57				(21)	I1-I2:	13.45	(17)	0.49
	Int2:	26.02				(18)	I2-I3:	11.91	(17)	0.88
	Int3:	37.93				(18)	I3-Fin:	12.38	(21)	0.99
	Fin:	50.31				(21)				1.41
Total:	Int1:	1:04.62				(2)				0.48
	Int2:	1:18.07				(2)				0.18
	Int3:	1:29.98				(3)				0.07
	Fin:	1:42.36				(2)				0.28
6	FELLER Manuel Atomic	AUT				Run 1:	Int1:	13.08	(9)	I1-I2:
			Int2:	26.63	(5)		I2-I3:	12.28	(1)	0.62
			Int3:	38.91	(3)		I3-Fin:	13.20	(1)	0.50
			Fin:	52.11	(3)					0.46
			Run 2:	Int1:	12.78	(29)	I1-I2:	13.26	(13)	0.70
				Int2:	26.04	(21)	I2-I3:	11.78	(10)	0.90
				Int3:	37.82	(16)	I3-Fin:	12.15	(11)	0.88
				Fin:	49.97	(17)				1.07
			Total:	Int1:	1:04.89	(3)				0.75
				Int2:	1:18.15	(3)				0.26
				Int3:	1:29.93	(2)				0.02
				Fin:	1:42.08	(1)				0.00
			7	MEILLARD Loic Rossignol	SUI	Run 1:	Int1:	13.10	(11)	I1-I2:
Int2:	27.13	(17)					I2-I3:	12.85	(15)	1.12
Int3:	39.98	(15)					I3-Fin:	13.86	(26)	1.57
Fin:	53.84	(17)								2.19
Run 2:	Int1:	12.26				(6)	I1-I2:	13.03	(4)	0.18
	Int2:	25.29				(2)	I2-I3:	11.97	(18)	0.15
	Int3:	37.26				(9)	I3-Fin:	12.07	(7)	0.32
	Fin:	49.33				(7)				0.43
Total:	Int1:	1:06.10				(12)				1.96
	Int2:	1:19.13				(9)				1.24
	Int3:	1:31.10				(9)				1.19
	Fin:	1:43.17				(9)				1.09

Palisades Tahoe (USA)



8th Men's Slalom

SUN 25 FEB 2024

PERFORMANCE ANALYSIS BY BIB

Start Time 13:00

Number of Competitors: 69 Number of NSAs: 20

Bib	Name Ski	NSA Code	Pos	Positions			Partials		Difference Time	
				Time	Rank	Pos	Time	Rank		
8	SALA Tommaso Dynastar	ITA	Run 1:	Int1:	13.18	(19)	I1-I2:	13.72	(6)	0.43
				Int2:	26.90	(7)	I2-I3:	12.69	(8)	0.89
				Int3:	39.59	(7)	I3-Fin:	13.53	(9)	1.18
				Fin:	53.12	(7)				1.47
			Run 2:	Int1:	12.97	(30)	I1-I2:	13.83	(25)	0.89
				Int2:	26.80	(25)	I2-I3:	12.17	(24)	1.66
				Int3:	38.97	(25)	I3-Fin:	12.23	(13)	2.03
				Fin:	51.20	(25)				2.30
			Total:	Int1:	1:06.09	(11)				1.95
				Int2:	1:19.92	(18)				2.03
				Int3:	1:32.09	(22)				2.18
				Fin:	1:44.32	(23)				2.24
9	GSTREIN Fabio Atomic	AUT	Run 1:	Int1:	13.11	(12)	I1-I2:	13.94	(15)	0.36
				Int2:	27.05	(15)	I2-I3:	12.59	(5)	1.04
				Int3:	39.64	(8)	I3-Fin:	13.43	(5)	1.23
				Fin:	53.07	(6)				1.42
			Run 2:	Int1:	12.48	(14)	I1-I2:	13.12	(6)	0.40
				Int2:	25.60	(9)	I2-I3:	11.87	(14)	0.46
				Int3:	37.47	(12)	I3-Fin:	12.42	(23)	0.53
				Fin:	49.89	(13)				0.99
			Total:	Int1:	1:05.55	(5)				1.41
				Int2:	1:18.67	(5)				0.78
				Int3:	1:30.54	(6)				0.63
				Fin:	1:42.96	(7)				0.88
10	JAKOBSEN Kristoffer Fischer	SWE	Run 1:	Int1:	13.04	(8)	I1-I2:	13.96	(17)	0.29
				Int2:	27.00	(13)	I2-I3:	12.88	(17)	0.99
				Int3:	39.88	(13)	I3-Fin:	13.57	(10)	1.47
				Fin:	53.45	(10)				1.80
			Run 2:	Int1:	12.43	(9)	I1-I2:	12.86	(2)	0.35
				Int2:	25.29	(2)	I2-I3:	11.67	(7)	0.15
				Int3:	36.96	(2)	I3-Fin:	12.10	(8)	0.02
				Fin:	49.06	(2)				0.16
			Total:	Int1:	1:05.88	(9)				1.74
				Int2:	1:18.74	(6)				0.85
				Int3:	1:30.41	(5)				0.50
				Fin:	1:42.51	(5)				0.43
11	STEEN OLSEN Alexander Rossignol	NOR	Run 1:	Int1:	13.01	(6)	I1-I2:	16.95	(63)	0.26
				Int2:	29.96	(63)	I2-I3:	12.60	(6)	3.95
				Int3:	42.56	(55)	I3-Fin:	13.52	(8)	4.15
				Fin:	56.08	(46)				4.43
			Total:		DNQ					

Palisades Tahoe (USA)



8th Men's Slalom

SUN 25 FEB 2024

PERFORMANCE ANALYSIS BY BIB

Start Time 13:00

Number of Competitors: 69 Number of NSAs: 20

Bib	Name Ski	NSA Code	Pos	Positions			Partials		Difference Time					
				Time	Rank	Pos	Time	Rank						
12	ZENHAEUSERN Ramon Rossignol	SUI	Run 1:	Int1:	13.14	(16)	I1-I2:	13.83	(11)	0.39				
				Int2:	26.97	(12)					I2-I3:	12.78	(10)	0.96
				Int3:	39.75	(9)					I3-Fin:	14.04	(34)	1.34
				Fin:	53.79	(12)								2.14
			Run 2:	Int1:	12.44	(11)	I1-I2:	13.58	(21)	0.36				
				Int2:	26.02	(18)					I2-I3:	12.18	(25)	0.88
				Int3:	38.20	(22)					I3-Fin:	12.17	(12)	1.26
				Fin:	50.37	(22)								1.47
			Total:	Int1:	1:06.23	(13)					2.09			
				Int2:	1:19.81	(16)					1.92			
				Int3:	1:31.99	(21)					2.08			
				Fin:	1:44.16	(21)					2.08			
			13	ROCHAT Marc Nordica	SUI	Run 1:	Int1:	13.12	(13)	I1-I2:	13.96	(17)	0.37	
Int2:	27.08	(16)					I2-I3:							1.07
Int3:							I3-Fin:							
Fin:	DNF													
Total:		DNF												
14	McGRATH Atle Lie Head	NOR	Run 1:	Int1:	13.58	(39)	I1-I2:	14.00	(20)	0.83				
				Int2:	27.58	(27)					I2-I3:	13.33	(39)	1.57
				Int3:	40.91	(27)					I3-Fin:	13.73	(18)	2.50
				Fin:	54.64	(27)								2.99
			Run 2:	Int1:	12.52	(18)	I1-I2:	13.21	(11)	0.44				
				Int2:	25.73	(12)					I2-I3:	11.21	(1)	0.59
				Int3:	36.94	(1)					I3-Fin:	11.96	(1)	0.00
				Fin:	48.90	(1)								0.00
			Total:	Int1:	1:07.16	(29)					3.02			
				Int2:	1:20.37	(24)					2.48			
				Int3:	1:31.58	(15)					1.67			
				Fin:	1:43.54	(12)					1.46			
			15	RYDING Dave Fischer	GBR	Run 1:	Int1:	13.26	(22)	I1-I2:	13.67	(5)	0.51	
Int2:	26.93	(9)					I2-I3:	12.84	(14)					0.92
Int3:	39.77	(11)					I3-Fin:	14.04	(34)					1.36
Fin:	53.81	(15)												2.16
Run 2:	Int1:	12.45				(13)	I1-I2:	13.82	(24)	0.37				
	Int2:	26.27				(24)					I2-I3:	12.14	(23)	1.13
	Int3:	38.41				(24)					I3-Fin:	12.32	(20)	1.47
	Fin:	50.73				(23)								1.83
Total:	Int1:	1:06.26				(15)					2.12			
	Int2:	1:20.08				(20)					2.19			
	Int3:	1:32.22				(24)					2.31			
	Fin:	1:44.54				(24)					2.46			

Palisades Tahoe (USA)



8th Men's Slalom

SUN 25 FEB 2024

PERFORMANCE ANALYSIS BY BIB

Start Time 13:00

Number of Competitors: 69 Number of NSAs: 20

Bib	Name Ski	NSA Code	Pos	Positions			Partials		Difference Time	
				Time	Rank	Pos	Time	Rank		
16	POPOV Albert Head	BUL	Run 1:	Int1:	13.09	(10)	I1-I2:	13.94	(15)	0.34
				Int2:	27.03	(14)	I2-I3:	12.86	(16)	1.02
				Int3:	39.89	(14)	I3-Fin:	14.00	(33)	1.48
				Fin:	53.89	(19)				2.24
			Run 2:	Int1:	12.42	(8)	I1-I2:	13.16	(8)	0.34
				Int2:	25.58	(7)	I2-I3:	11.74	(9)	0.44
				Int3:	37.32	(10)	I3-Fin:	12.39	(22)	0.38
				Fin:	49.71	(11)				0.81
			Total:	Int1:	1:06.31	(16)				2.17
				Int2:	1:19.47	(11)				1.58
				Int3:	1:31.21	(11)				1.30
				Fin:	1:43.60	(14)				1.52
			17	RASCHNER Dominik Fischer	AUT	Run 1:	Int1:	13.16	(18)	I1-I2:
Int2:	26.94	(11)					I2-I3:	12.82	(12)	0.93
Int3:	39.76	(10)					I3-Fin:	13.64	(12)	1.35
Fin:	53.40	(9)								1.75
Run 2:	Int1:	12.50				(16)	I1-I2:			0.42
	Int2:						I2-I3:			
	Int3:						I3-Fin:			
	Fin:	DNF								
Total:	Int1:	1:05.90				(10)				1.76
	Int2:									
	Int3:									
	Fin:	DNF								
18	GINNIS Aj Fischer	GRE				Run 1:	Int1:	12.84	(2)	I1-I2:
			Int2:	26.57	(4)		I2-I3:			0.56
			Int3:				I3-Fin:			
			Fin:	DNF						
			Total:		DNF					
			19	VINATZER Alex Atomic	ITA	Run 1:	Int1:	13.44	(28)	I1-I2:
Int2:	27.28	(20)					I2-I3:	12.82	(12)	1.27
Int3:	40.10	(17)					I3-Fin:	13.72	(17)	1.69
Fin:	53.82	(16)								2.17
Run 2:	Int1:	12.52				(18)	I1-I2:	12.78	(1)	0.44
	Int2:	25.30				(4)	I2-I3:	11.79	(11)	0.16
	Int3:	37.09				(4)	I3-Fin:	12.02	(4)	0.15
	Fin:	49.11				(4)				0.21
Total:	Int1:	1:06.34				(17)				2.20
	Int2:	1:19.12				(8)				1.23
	Int3:	1:30.91				(8)				1.00
	Fin:	1:42.93				(6)				0.85
20	MATT Michael Blizzard	AUT				Run 1:	Int1:	13.47	(30)	I1-I2:
			Int2:	27.83	(31)		I2-I3:	13.24	(34)	1.82
			Int3:	41.07	(31)		I3-Fin:	14.15	(45)	2.66
			Fin:	55.22	(34)					3.57
			Total:		DNQ					

Palisades Tahoe (USA)



8th Men's Slalom

SUN 25 FEB 2024

PERFORMANCE ANALYSIS BY BIB

Start Time 13:00

Number of Competitors: 69 Number of NSAs: 20

Bib	Name Ski	NSA Code	Run	Positions			Partials		Difference Time	
				Pos	Time	Rank	Pos	Time		Rank
21	KOLEGA Samuel Rossignol	CRO	Run 1:	Int1:	13.41	(27)	I1-I2:	14.02	(22)	0.66
				Int2:	27.43	(24)	I2-I3:	13.00	(21)	1.42
				Int3:	40.43	(21)	I3-Fin:	13.71	(15)	2.02
				Fin:	54.14	(20)				2.49
			Run 2:	Int1:	12.52	(18)	I1-I2:	13.07	(5)	0.44
				Int2:	25.59	(8)	I2-I3:	11.53	(2)	0.45
				Int3:	37.12	(5)	I3-Fin:	12.13	(9)	0.18
				Fin:	49.25	(5)				0.35
			Total:	Int1:	1:06.66	(22)				2.52
				Int2:	1:19.73	(14)				1.84
				Int3:	1:31.26	(12)				1.35
				Fin:	1:43.39	(10)				1.31
			22	AMIEZ Steven Rossignol	FRA	Run 1:	Int1:	13.12	(13)	I1-I2:
Int2:	27.18	(18)					I2-I3:	12.69	(8)	1.17
Int3:	39.87	(12)					I3-Fin:	13.66	(13)	1.46
Fin:	53.53	(11)								1.88
Run 2:	Int1:	12.23				(5)	I1-I2:	13.70	(22)	0.15
	Int2:	25.93				(16)	I2-I3:	11.71	(8)	0.79
	Int3:	37.64				(14)	I3-Fin:	12.25	(16)	0.70
	Fin:	49.89				(13)				0.99
Total:	Int1:	1:05.76				(7)				1.62
	Int2:	1:19.46				(10)				1.57
	Int3:	1:31.17				(10)				1.26
	Fin:	1:43.42				(11)				1.34
23	HOLZMANN Sebastian Voelkl	GER				Run 1:	Int1:	13.73	(48)	I1-I2:
			Int2:	28.03	(39)		I2-I3:	13.68	(54)	2.02
			Int3:	41.71	(42)		I3-Fin:	14.37	(51)	3.30
			Fin:	56.08	(46)					4.43
			Total:		DNQ					
24	AERNI Luca Fischer	SUI	Run 1:	Int1:	12.93	(4)	I1-I2:	14.42	(40)	0.18
				Int2:	27.35	(22)	I2-I3:	12.81	(11)	1.34
				Int3:	40.16	(18)	I3-Fin:	13.63	(11)	1.75
				Fin:	53.79	(12)				2.14
			Run 2:	Int1:	12.57	(21)	I1-I2:	13.52	(20)	0.49
				Int2:	26.09	(22)	I2-I3:	11.85	(13)	0.95
				Int3:	37.94	(19)	I3-Fin:	12.14	(10)	1.00
				Fin:	50.08	(18)				1.18
			Total:	Int1:	1:06.36	(18)				2.22
				Int2:	1:19.88	(17)				1.99
				Int3:	1:31.73	(18)				1.82
				Fin:	1:43.87	(17)				1.79

Palisades Tahoe (USA)



8th Men's Slalom

SUN 25 FEB 2024

PERFORMANCE ANALYSIS BY BIB

Start Time 13:00

Number of Competitors: 69 Number of NSAs: 20

Bib	Name Ski	NSA Code	Pos	Positions			Partials		Difference Time	
				Time	Rank	Pos	Time	Rank		
25	STROLZ Johannes Head	AUT	Run 1:	Int1:	13.35	(24)	I1-I2:	14.11	(25)	0.60
				Int2:	27.46	(26)	I2-I3:	12.89	(18)	1.45
				Int3:	40.35	(20)	I3-Fin:	13.51	(7)	1.94
				Fin:	53.86	(18)				2.21
			Run 2:	Int1:	12.60	(25)	I1-I2:	13.31	(16)	0.52
				Int2:	25.91	(15)	I2-I3:	12.03	(21)	0.77
				Int3:	37.94	(19)	I3-Fin:	11.98	(3)	1.00
				Fin:	49.92	(15)				1.02
			Total:	Int1:	1:06.46	(19)				2.32
				Int2:	1:19.77	(15)				1.88
				Int3:	1:31.80	(20)				1.89
				Fin:	1:43.78	(16)				1.70
26	PERTL Adrian Voelkl	AUT	Run 1:	Int1:	13.74	(49)	I1-I2:	14.15	(26)	0.99
				Int2:	27.89	(32)	I2-I3:	13.15	(30)	1.88
				Int3:	41.04	(29)	I3-Fin:	13.66	(13)	2.63
				Fin:	54.70	(28)				3.05
			Run 2:	Int1:	12.68	(27)	I1-I2:	13.17	(9)	0.60
				Int2:	25.85	(14)	I2-I3:	11.80	(12)	0.71
				Int3:	37.65	(15)	I3-Fin:	11.96	(1)	0.71
				Fin:	49.61	(9)				0.71
			Total:	Int1:	1:07.38	(30)				3.24
				Int2:	1:20.55	(25)				2.66
				Int3:	1:32.35	(25)				2.44
				Fin:	1:44.31	(22)				2.23
27	FOSS-SOLEVAAG Sebastian Voelkl	NOR	Run 1:	Int1:	13.55	(37)	I1-I2:	14.38	(36)	0.80
				Int2:	27.93	(34)	I2-I3:	13.21	(32)	1.92
				Int3:	41.14	(34)	I3-Fin:	13.94	(29)	2.73
				Fin:	55.08	(31)				3.43
			Total:		DNQ					
28	ZUBCIC Filip Atomic	CRO	Run 1:	Int1:	13.19	(20)	I1-I2:	14.16	(27)	0.44
				Int2:	27.35	(22)	I2-I3:	13.36	(40)	1.34
				Int3:	40.71	(26)	I3-Fin:	13.77	(22)	2.30
				Fin:	54.48	(25)				2.83
			Run 2:	Int1:	12.18	(4)	I1-I2:	12.96	(3)	0.10
				Int2:	25.14	(1)	I2-I3:	11.89	(16)	0.00
				Int3:	37.03	(3)	I3-Fin:	12.05	(5)	0.09
				Fin:	49.08	(3)				0.18
			Total:	Int1:	1:06.66	(22)				2.52
				Int2:	1:19.62	(13)				1.73
				Int3:	1:31.51	(13)				1.60
				Fin:	1:43.56	(13)				1.48
29	RODES Istok Voelkl	CRO	Run 1:	Int1:	13.49	(32)	I1-I2:			0.74
				Int2:			I2-I3:			
				Int3:			I3-Fin:			
				Fin:		DNF				
			Total:		DNF					

Palisades Tahoe (USA)



8th Men's Slalom

SUN 25 FEB 2024

PERFORMANCE ANALYSIS BY BIB

Start Time 13:00

Number of Competitors: 69 Number of NSAs: 20

Bib	Name Ski	NSA Code	Run	Pos	Positions			Partials		Difference Time			
					Time	Rank	Pos	Time	Rank				
30	KASTLUNGER Tobias Head	ITA	Run 1:	Int1:	13.29	(23)	I1-I2:	13.93	(14)	0.54			
				Int2:	27.22	(19)	I2-I3:	13.05	(23)	1.21			
				Int3:	40.27	(19)	I3-Fin:	13.92	(27)	1.86			
				Fin:	54.19	(21)				2.54			
			Run 2:	Int1:	12.35	(7)	I1-I2:			0.27			
				Int2:			I2-I3:						
				Int3:			I3-Fin:						
				Fin:	DNF								
			Total:	Int1:	1:06.54	(21)				2.40			
				Int2:									
				Int3:									
				Fin:	DNF								
			31	MAJOR Billy Fischer	GBR	Run 1:	Int1:	13.69	(45)	I1-I2:	14.24	(31)	0.94
Int2:	27.93	(34)					I2-I3:	13.13	(25)	1.92			
Int3:	41.06	(30)					I3-Fin:	13.93	(28)	2.65			
Fin:	54.99	(30)								3.34			
Run 2:	Int1:	12.08				(1)	I1-I2:			0.00			
	Int2:						I2-I3:						
	Int3:						I3-Fin:						
	Fin:	DNF											
Total:	Int1:	1:07.07				(27)				2.93			
	Int2:												
	Int3:												
	Fin:	DNF											
32	KRANJEC Zan Rossignol	SLO				Run 1:	Int1:	13.72	(46)	I1-I2:	14.22	(29)	0.97
			Int2:	27.94	(36)		I2-I3:	13.13	(25)	1.93			
			Int3:	41.07	(31)		I3-Fin:	14.04	(34)	2.66			
			Fin:	55.11	(32)					3.46			
			Total:	Int1:	DNQ								
				Int2:									
				Int3:									
				Fin:									
			33	RAZZOLI Giuliano Fischer	ITA	Run 1:	Int1:	13.99	(60)	I1-I2:	14.39	(37)	1.24
							Int2:	28.38	(49)	I2-I3:	13.63	(51)	2.37
							Int3:	42.01	(52)	I3-Fin:	14.62	(55)	3.60
							Fin:	56.63	(52)				4.98
						Total:	Int1:	DNQ					
Int2:													
Int3:													
Fin:													
34	NEF Tanguy Atomic	SUI				Run 1:	Int1:	13.36	(26)	I1-I2:	14.22	(29)	0.61
							Int2:	27.58	(27)	I2-I3:	12.99	(20)	1.57
							Int3:	40.57	(23)	I3-Fin:	13.83	(25)	2.16
							Fin:	54.40	(24)				2.75
						Run 2:	Int1:	12.58	(23)	I1-I2:	13.18	(10)	0.50
			Int2:	25.76	(13)		I2-I3:	11.59	(5)	0.62			
			Int3:	37.35	(11)		I3-Fin:	12.28	(17)	0.41			
			Fin:	49.63	(10)					0.73			
			Total:	Int1:	1:06.98	(25)				2.84			
				Int2:	1:20.16	(21)				2.27			
				Int3:	1:31.75	(19)				1.84			
				Fin:	1:44.03	(20)				1.95			

Palisades Tahoe (USA)



8th Men's Slalom

SUN 25 FEB 2024

PERFORMANCE ANALYSIS BY BIB

Start Time 13:00

Number of Competitors: 69 Number of NSAs: 20

Bib	Name Ski	NSA Code	Pos	Positions			Partials		Difference Time												
				Time	Rank	Pos	Time	Rank													
35	GROSS Stefano Voelkl	ITA	Run 1:	Int1:	13.49	(32)	I1-I2:	13.84	(12)	0.74											
				Int2:	27.33	(21)					I2-I3:	13.13	(25)	1.32							
				Int3:	40.46	(22)					I3-Fin:	14.13	(42)	2.05							
				Fin:	54.59	(26)								2.94							
			Run 2:	Int1:	12.43	(9)	I1-I2:	13.14	(7)	11.56	(3)	0.35									
				Int2:	25.57	(6)							I2-I3:	11.56	(3)	0.43					
				Int3:	37.13	(6)							I3-Fin:	12.28	(17)	0.19					
				Fin:	49.41	(8)										0.51					
			Total:	Int1:	1:07.02	(26)					2.88										
				Int2:	1:20.16	(21)					2.27										
				Int3:	1:31.72	(17)					1.81										
				Fin:	1:44.00	(19)					1.92										
			36	STURM Joshua Voelkl	AUT	Run 1:	Int1:	13.44	(28)	I1-I2:	14.00	(20)	0.69								
Int2:	27.44	(25)					I2-I3:	13.13	(25)					1.43							
Int3:	40.57	(23)					I3-Fin:	13.75	(21)					2.16							
Fin:	54.32	(22)												2.67							
Run 2:	Int1:	12.62				(26)	I1-I2:			DNF			0.54								
	Int2:					I2-I3:															
	Int3:					I3-Fin:															
	Fin:																				
Total:	Int1:	1:06.94				(24)					2.80										
	Int2:																				
	Int3:																				
	Fin:																				
37	del CAMPO Juan Atomic	ESP				Run 1:	Int1:	13.66	(43)	I1-I2:	14.70	(50)	0.91								
			Int2:	28.36	(47)		I2-I3:	13.24	(34)					2.35							
			Int3:	41.60	(39)		I3-Fin:	13.81	(24)					3.19							
			Fin:	55.41	(35)									3.76							
			Total:									DNQ									
				38	SALARICH Joaquim Rossignol	ESP	Run 1:	Int1:	13.65	(42)	I1-I2:	14.45	(45)	0.90							
								Int2:	28.10	(41)					I2-I3:	13.22	(33)	2.09			
								Int3:	41.32	(35)					I3-Fin:	14.27	(48)	2.91			
			Fin:					55.59	(39)								3.94				
			Total:												DNQ						
							39	SEYMOUR Jett Fischer	USA	Run 1:	Int1:	13.19	(20)	I1-I2:	14.41	(38)	0.44				
											Int2:	27.60	(29)					I2-I3:	13.02	(22)	1.59
											Int3:	40.62	(25)					I3-Fin:	13.71	(15)	2.21
Fin:	54.33	(23)											2.68								
Run 2:	Int1:	12.16	(3)							I1-I2:	13.48	(18)	11.58	(4)	0.08						
	Int2:	25.64	(10)													I2-I3:	11.58	(4)	0.50		
	Int3:	37.22	(7)													I3-Fin:	12.06	(6)	0.28		
	Fin:	49.28	(6)																0.38		
Total:	Int1:	1:06.49	(20)							2.35											
	Int2:	1:19.97	(19)							2.08											
	Int3:	1:31.55	(14)							1.64											
	Fin:	1:43.61	(15)							1.53											

Palisades Tahoe (USA)



8th Men's Slalom

SUN 25 FEB 2024

PERFORMANCE ANALYSIS BY BIB

Start Time 13:00

Number of Competitors: 69 Number of NSAs: 20

Bib	Name Ski	NSA Code	Run	Pos	Positions			Partials		Difference Time
					Time	Rank	Pos	Time	Rank	
40	MARCHANT Armand Head	BEL	Run 1:	Int1:	12.94	(5)	I1-I2:	13.96	(17)	0.19
				Int2:	26.90	(7)	I2-I3:	13.11	(24)	0.89
				Int3:	40.01	(16)	I3-Fin:	13.79	(23)	1.60
				Fin:	53.80	(14)				2.15
			Run 2:	Int1:	12.44	(11)	I1-I2:	13.28	(14)	0.36
				Int2:	25.72	(11)	I2-I3:	12.10	(22)	0.58
				Int3:	37.82	(16)	I3-Fin:	12.31	(19)	0.88
				Fin:	50.13	(19)				1.23
			Total:	Int1:	1:06.24	(14)				2.10
				Int2:	1:19.52	(12)				1.63
				Int3:	1:31.62	(16)				1.71
				Fin:	1:43.93	(18)				1.85
41	WINTERS Luke Rossignol	USA	Run 1:	Int1:	13.62	(40)	I1-I2:	14.33	(34)	0.87
				Int2:	27.95	(37)	I2-I3:	13.64	(52)	1.94
				Int3:	41.59	(38)	I3-Fin:	13.97	(31)	3.18
				Fin:	55.56	(37)				3.91
			Total:		DNQ					
42	GUNLEIKSRUD Halvor Hilde Head	NOR	Run 1:	Int1:	13.62	(40)	I1-I2:	14.87	(56)	0.87
				Int2:	28.49	(52)	I2-I3:	13.45	(45)	2.48
				Int3:	41.94	(49)	I3-Fin:	14.12	(41)	3.53
				Fin:	56.06	(45)				4.41
			Total:		DNQ					
43	TREMEL Anton Nordica	GER	Run 1:	Int1:	13.72	(46)	I1-I2:	14.42	(40)	0.97
				Int2:	28.14	(42)	I2-I3:	13.29	(37)	2.13
				Int3:	41.43	(36)	I3-Fin:	14.14	(43)	3.02
				Fin:	55.57	(38)				3.92
			Total:		DNQ					
44	AX SWARTZ Fabian Van deer racing	SWE	Run 1:	Int1:	13.82	(55)	I1-I2:	14.44	(42)	1.07
				Int2:	28.26	(45)	I2-I3:	13.44	(43)	2.25
				Int3:	41.70	(41)	I3-Fin:	14.24	(47)	3.29
				Fin:	55.94	(44)				4.29
			Total:		DNQ					
45	MAES Sam Voelkl	BEL	Run 1:	Int1:	13.49	(32)	I1-I2:	14.41	(38)	0.74
				Int2:	27.90	(33)	I2-I3:	13.13	(25)	1.89
				Int3:	41.03	(28)	I3-Fin:	13.94	(29)	2.62
				Fin:	54.97	(29)				3.32
			Run 2:	Int1:	12.11	(2)	I1-I2:	13.24	(12)	0.03
				Int2:	25.35	(5)	I2-I3:	11.87	(14)	0.21
				Int3:	37.22	(7)	I3-Fin:	12.74	(25)	0.28
				Fin:	49.96	(16)				1.06
			Total:	Int1:	1:07.08	(28)				2.94
				Int2:	1:20.32	(23)				2.43
				Int3:	1:32.19	(23)				2.28
				Fin:	1:44.93	(25)				2.85
46	RITCHIE Benjamin Dynastar	USA	Run 1:	Int1:			I1-I2:			
				Int2:			I2-I3:			
				Int3:			I3-Fin:			
				Fin:		DNF				
			Total:		DNF					

Palisades Tahoe (USA)



8th Men's Slalom

SUN 25 FEB 2024

PERFORMANCE ANALYSIS BY BIB

Start Time 13:00

Number of Competitors: 69 Number of NSAs: 20

Bib	Name Ski	NSA Code	Run 1:	Positions			Partials			Difference Time
				Pos	Time	Rank	Pos	Time	Rank	
47	RASSAT Paco Salomon	FRA	Run 1:	Int1:	14.35	(65)	I1-I2:	15.15	(58)	1.60
				Int2:	29.50	(61)	I2-I3:	13.99	(57)	3.49
				Int3:	43.49	(58)	I3-Fin:	14.38	(52)	5.08
				Fin:	57.87	(54)				6.22
				Total:		DNQ				
48	READ Erik Atomic	CAN	Run 1:	Int1:	14.05	(62)	I1-I2:	14.66	(49)	1.30
				Int2:	28.71	(56)	I2-I3:	13.73	(55)	2.70
				Int3:	42.44	(54)	I3-Fin:	14.19	(46)	4.03
				Fin:	56.63	(52)				4.98
				Total:		DNQ				
49	BRAEKKEN Theodor Atomic	NOR	Run 1:	Int1:	13.77	(52)	I1-I2:	14.83	(55)	1.02
				Int2:	28.60	(54)	I2-I3:	13.15	(30)	2.59
				Int3:	41.75	(44)	I3-Fin:	14.08	(40)	3.34
				Fin:	55.83	(43)				4.18
				Total:		DNQ				
50	TAYLOR Laurie Head	GBR	Run 1:	Int1:	13.53	(36)	I1-I2:	14.44	(42)	0.78
				Int2:	27.97	(38)	I2-I3:	13.50	(46)	1.96
				Int3:	41.47	(37)	I3-Fin:	14.05	(37)	3.06
				Fin:	55.52	(36)				3.87
				Total:		DNQ				
51	SCHMIDIGER Reto Nordica	SUI	Run 1:	Int1:	13.55	(37)	I1-I2:	14.50	(46)	0.80
				Int2:	28.05	(40)	I2-I3:	13.55	(50)	2.04
				Int3:	41.60	(39)	I3-Fin:	14.07	(39)	3.19
				Fin:	55.67	(41)				4.02
				Total:		DNQ				
52	KRUPKA Jimmy Nordica	USA	Run 1:	Int1:			I1-I2:			
				Int2:			I2-I3:			
				Int3:			I3-Fin:			
				Fin:		DNF				
				Total:		DNF				
53	ITEN Matthias Head	SUI	Run 1:	Int1:	13.47	(30)	I1-I2:	15.34	(61)	0.72
				Int2:	28.81	(57)	I2-I3:	13.53	(49)	2.80
				Int3:	42.34	(53)	I3-Fin:			3.93
				Fin:		DNF				
				Total:		DNF				
54	MAROVT Tijan Head	SLO	Run 1:	Int1:	13.95	(58)	I1-I2:	14.21	(28)	1.20
				Int2:	28.16	(43)	I2-I3:	13.66	(53)	2.15
				Int3:	41.82	(45)	I3-Fin:	14.29	(49)	3.41
				Fin:	56.11	(49)				4.46
				Total:		DNQ				
55	KATO Seigo Atomic	JPN	Run 1:	Int1:	13.79	(53)	I1-I2:	15.43	(62)	1.04
				Int2:	29.22	(59)	I2-I3:	14.06	(58)	3.21
				Int3:	43.28	(56)	I3-Fin:	18.00	(58)	4.87
				Fin:	1:01.28	(58)				9.63
				Total:		DNQ				
56	BARBERA Corrado Fischer	ITA	Run 1:	Int1:	13.74	(49)	I1-I2:	14.72	(51)	0.99
				Int2:	28.46	(51)	I2-I3:	13.40	(42)	2.45
				Int3:	41.86	(46)	I3-Fin:	14.38	(52)	3.45
				Fin:	56.24	(50)				4.59
				Total:		DNQ				

Palisades Tahoe (USA)



8th Men's Slalom

SUN 25 FEB 2024

PERFORMANCE ANALYSIS BY BIB

Start Time 13:00

Number of Competitors: 69 Number of NSAs: 20

Bib	Name Ski	NSA Code	Run 1: Pos	Positions			Partials			Difference Time
				Time	Rank	Pos	Time	Rank	Time	
57	PRAMSTALLER Kilian Blizzard	AUT	Run 1:	Int1:	13.79	(53)	I1-I2:	14.62	(47)	1.04
			Int2:	28.41	(50)	I2-I3:	13.52	(48)	2.40	
			Int3:	41.93	(48)	I3-Fin:	14.36	(50)	3.52	
			Fin:	56.29	(51)				4.64	
			Total:		DNQ					
58	DESGRIPPES Hugo Dynastar	FRA	Run 1:	Int1:	13.88	(57)	I1-I2:	14.79	(53)	1.13
			Int2:	28.67	(55)	I2-I3:	13.27	(36)	2.66	
			Int3:	41.94	(49)	I3-Fin:	14.14	(43)	3.53	
			Fin:	56.08	(46)				4.43	
			Total:		DNQ					
59	HANSSON William Rossignol	SWE	Run 1:	Int1:	13.76	(51)	I1-I2:	14.80	(54)	1.01
			Int2:	28.56	(53)	I2-I3:	13.38	(41)	2.55	
			Int3:	41.94	(49)	I3-Fin:			3.53	
			Fin:	DNF						
			Total:		DNF					
60	VIDOVIC Matej Head	CRO	Run 1:	Int1:	13.67	(44)	I1-I2:	14.63	(48)	0.92
			Int2:	28.30	(46)	I2-I3:	13.44	(43)	2.29	
			Int3:	41.74	(43)	I3-Fin:	13.99	(32)	3.33	
			Fin:	55.73	(42)				4.08	
			Total:		DNQ					
61	ANGUENOT Leo Rossignol	FRA	Run 1:	Int1:	13.35	(24)	I1-I2:	14.44	(42)	0.60
			Int2:	27.79	(30)	I2-I3:	13.31	(38)	1.78	
			Int3:	41.10	(33)	I3-Fin:	14.05	(37)	2.69	
			Fin:	55.15	(33)				3.50	
			Total:		DNQ					
62	NELSON Isaiah Rossignol	USA	Run 1:	Int1:	13.96	(59)	I1-I2:	15.25	(60)	1.21
			Int2:	29.21	(58)	I2-I3:	14.09	(59)	3.20	
			Int3:	43.30	(57)	I3-Fin:	15.27	(57)	4.89	
			Fin:	58.57	(56)				6.92	
			Total:		DNQ					
63	HIMMELSBACH Fabian Nordica	GER	Run 1:	Int1:	14.04	(61)	I1-I2:	14.32	(33)	1.29
			Int2:	28.36	(47)	I2-I3:	13.51	(47)	2.35	
			Int3:	41.87	(47)	I3-Fin:	13.74	(20)	3.46	
			Fin:	55.61	(40)				3.96	
			Total:		DNQ					
64	JASICZEK Jędrzej Blizzard	POL	Run 1:	Int1:	14.21	(64)	I1-I2:	15.13	(57)	1.46
			Int2:	29.34	(60)	I2-I3:	14.18	(60)	3.33	
			Int3:	43.52	(59)	I3-Fin:	15.08	(56)	5.11	
			Fin:	58.60	(57)				6.95	
			Total:		DNQ					
65	MUFFAT-JEANDET Victor Salomon	FRA	Run 1:	Int1:	13.49	(32)	I1-I2:	14.75	(52)	0.74
			Int2:	28.24	(44)	I2-I3:			2.23	
			Int3:			I3-Fin:				
			Fin:	DNF						
			Total:		DNF					
66	BIRKNER de MIGUEL Tomas	ARG	Run 1:	Int1:			I1-I2:			
			Int2:			I2-I3:				
			Int3:			I3-Fin:				
			Fin:	DNF						
			Total:		DNF					

Palisades Tahoe (USA)

8th Men's Slalom

SUN 25 FEB 2024

Start Time 13:00

PERFORMANCE ANALYSIS BY BIB

Number of Competitors: 69 Number of NSAs: 20

Bib	Name Ski	NSA Code	Run 1:	Pos	Positions		Partials		Difference Time
					Time	Rank	Pos	Time	
67	DELLA VITE Filippo Rossignol	ITA	Run 1:	Int1:	14.07	(63)	I1-I2:		1.32
				Int2:			I2-I3:		
				Int3:			I3-Fin:		
				Fin:	DNF				
			Total:		DNF				
68	BORRNAES Christian Salomon	DEN	Run 1:	Int1:	14.67	(66)	I1-I2:	15.20 (59)	1.92
				Int2:	29.87	(62)	I2-I3:	13.78 (56)	3.86
				Int3:	43.65	(60)	I3-Fin:	14.49 (54)	5.24
				Fin:	58.14	(55)			6.49
			Total:		DNQ				
69	RADAMUS River Rossignol	USA	Run 1:	Int1:	13.82	(55)	I1-I2:		1.07
				Int2:			I2-I3:		
				Int3:			I3-Fin:		
				Fin:	DNF				
			Total:		DNF				

Intermediate Time Positions : Int. 1 = Inter1 Int. 2 = Inter2 Int. 3 = Inter3

Legend:	DNF	Did Not Finish	DNQ	Did not qualify	Fin	Finish	Int	Intermediate
	Ix	Intermediate x	Pos.	Intermediate or speed position				

Palisades Tahoe (USA)


8th Men's Slalom

FIS WORLD CUP STANDINGS

18 NOV 2023 Gurgl (AUT)

22 DEC 2023 Madonna di Campiglio (ITA)

7 JAN 2024 Adelboden (SUI)

14 JAN 2024 Wengen (SUI)

21 JAN 2024 Kitzbühel (AUT)

24 JAN 2024 Schladming (AUT)

4 FEB 2024 Chamonix (FRA)

25 FEB 2024 Palisades Tahoe (USA)

Number of Competitors: 53, Number of NSAs: 16

Rank	FIS Code	Name	NSA Code	1	2	3	4	5	6	7	8	WC Points	Diff.
1	54063	FELLER Manuel	AUT	100	45	100	100	50	45	50	100	590	
2	202451	STRASSER Linus	GER	29	29	50	-	100	100	18	60	386	204
3	6190403	NOEL Clement	FRA	22	80	-	50	-	60	60	80	352	238
4	422507	HAUGAN Timon	NOR	40	50	29	29	-	80	32	50	310	280
5	511996	YULE Daniel	SUI	45	-	26	22	60	32	100	-	285	305
6	422304	KRISTOFFERSEN Henrik	NOR	36	40	-	60	10	40	45	32	263	327
7	512182	MEILLARD Loic	SUI	-	36	22	45	32	15	80	29	259	331
8	220689	RYDING Dave	GBR	50	60	10	22	45	18	24	7	236	354
9	422732	McGRATH Atle Lie	NOR	-	32	80	80	-	-	1	22	215	375
10	502015	JAKOBSEN Kristoffer	SWE	24	-	-	-	80	36	12	45	197	393
11	511899	ROCHAT Marc	SUI	12	8	45	40	26	50	13	-	194	396
12	54320	SCHWARZ Marco	AUT	80	100	-	-	-	-	-	-	180	410
13	54444	GSTREIN Fabio	AUT	32	22	-	32	-	26	20	36	168	422
14	54252	RASCHNER Dominik	AUT	14	11	60	-	36	-	45	-	166	424
15	6190558	AMIEZ Steven	FRA	-	-	24	24	40	13	29	24	154	436
16	380377	KOLEGA Samuel	CRO	9	-	40	15	-	8	36	26	134	456
17	54170	MATT Michael	AUT	60	16	-	36	-	-	12	-	124	466
18	6291574	SALA Tommaso	ITA	-	-	36	14	29	29	5	8	121	469
19	92720	POPOV Albert	BUL	26	24	16	-	-	22	5	18	111	479
20	54093	STROLZ Johannes	AUT	-	15	13	16	16	14	18	15	107	483
21	511983	AERNI Luca	SUI	11	20	32	-	-	16	9	14	102	488
22	6293171	VINATZER Alex	ITA	5	9	-	5	15	-	26	40	100	490
23	6531063	GINNIS Aj	GRE	-	26	-	-	18	20	22	-	86	504
24	202520	HOLZMANN Sebastian	GER	16	4	20	18	9	12	-	-	79	511
25	422766	STEEN OLSEN Alexander	NOR	13	20	-	-	-	24	15	-	72	518
26	380361	RODES Istok	CRO	-	5	14	26	24	-	-	-	69	521
27	511902	ZENHAEUSERN Ramon	SUI	9	14	18	-	-	-	14	10	65	525
28	380335	ZUBCIC Filip	CRO	18	-	-	10	-	-	8	20	56	534
29	512203	NEF Tanguy	SUI	11	12	-	12	-	-	7	11	53	537
30	221223	MAJOR Billy	GBR	15	-	-	13	20	-	-	-	48	542
31	54348	PERTL Adrian	AUT	-	-	9	3	15	9	2	9	47	543
32	6293252	KASTLUNGER Tobias	ITA	20	-	15	7	-	-	-	-	42	548
33	6190543	RASSAT Paco	FRA	-	-	-	9	22	-	-	-	31	559
34	293797	GROSS Stefano	ITA	-	-	4	4	-	-	10	12	30	560
35	60253	MARCHANT Armand	BEL	-	13	-	-	-	-	-	13	26	564
36	60261	MAES Sam	BEL	-	-	-	8	-	11	-	6	25	565
37	422082	FOSS-SOLEVAAG S	NOR	6	-	7	-	-	10	-	-	23	567
38	491853	del CAMPO Juan	ESP	7	-	-	6	7	-	-	-	20	570
39	6532163	SEYMOUR Jett	USA	-	-	-	-	-	-	3	16	19	571
39	6532592	RITCHIE Benjamin	USA	-	-	8	11	-	-	-	-	19	571
41	202615	TREMMELE Anton	GER	-	10	-	-	8	-	-	-	18	572
42	103729	READ Erik	CAN	-	6	11	-	-	-	-	-	17	573
43	422803	SOLBERG Eirik Hystad	NOR	-	-	-	-	13	-	-	-	13	577
44	6532084	RADAMUS River	USA	-	-	12	-	-	-	-	-	12	578
44	221236	TAYLOR Laurie	GBR	-	-	-	-	12	-	-	-	12	578
46	502617	AX SWARTZ Fabian	SWE	-	-	-	-	11	-	-	-	11	579
47	6190909	DESGRIPPES Hugo	FRA	-	7	-	-	-	-	-	-	7	583
48	54630	STURM Joshua	AUT	-	-	-	-	-	-	6	-	6	584
48	422893	BRAEKKEN Theodor	NOR	-	-	-	-	6	-	-	-	6	584
48	491879	SALARICH Joaquim	ESP	-	-	6	-	-	-	-	-	6	584
51	6190628	ANGUENOT Leo	FRA	-	-	5	-	-	-	-	-	5	585
52	54447	RUELAND Simon	AUT	4	-	-	-	-	-	-	-	4	586

Palisades Tahoe (USA)



8th Men's Slalom

FIS WORLD CUP STANDINGS



Number of Competitors: 53, Number of NSAs: 16

Rank	FIS Code	Name	NSA Code	1	2	3	4	5	6	7	8	WC Points	Diff.
53	6300451	KATO Seigo	JPN	-	-	-	2	-	-	-	-	2	588

Legend:	-	No points	Diff.	Difference	WC	World Cup
----------------	---	-----------	-------	------------	----	-----------

Palisades Tahoe (USA)


8th Men's Slalom

OVERALL FIS WORLD CUP STANDINGS

Number of Competitors: 148, Number of NSAs: 23

Rank	FIS Code	Name	NSA Code	WC Points	Diff.	DH 8 races	SL 8 races	GS 7 races	SG 6 races	AC 0 races	PAR 0 races
1	512269	ODERMATT Marco	SUI	1702		552 (1)	-	700 (1)	450 (1)	-	-
2	54063	FELLER Manuel	AUT	801	901	-	590 (1)	211 (6)	-	-	-
3	194873	SARRAZIN Cyprien	FRA	684	1018	510 (2)	-	-	174 (5)	-	-
4	53980	KRIECHMAYR Vincent	AUT	667	1035	298 (4)	-	-	369 (2)	-	-
5	512182	MEILLARD Loic	SUI	583	1119	-	259 (7)	208 (8)	116 (18)	-	-
6	422304	KRISTOFFERSEN Henrik	NOR	561	1141	-	263 (6)	298 (3)	-	-	-
7	291459	PARIS Dominik	ITA	499	1203	342 (3)	-	-	157 (8)	-	-
8	54320	SCHWARZ Marco	AUT	464	1238	29 (42)	180 (12)	210 (7)	45 (28)	-	-
9	422139	KILDE Aleksand.	NOR	440	1262	220 (7)	-	100 (17)	120 (15)	-	-
10	202451	STRASSER Linus	GER	386	1316	-	386 (2)	-	-	-	-
11	194858	ALLEGRE Nils	FRA	372	1330	201 (10)	-	-	171 (6)	-	-
12	380335	ZUBCIC Filip	CRO	370	1332	-	56 (28)	314 (2)	-	-	-
13	422507	HAUGAN Timon	NOR	368	1334	-	310 (4)	58 (28)	-	-	-
14	54445	HAASER Raphael	AUT	359	1343	23 (45)	-	85 (22)	251 (3)	-	-
15	6190403	NOEL Clement	FRA	352	1350	-	352 (3)	-	-	-	-
16	422732	McGRATH Atle Lie	NOR	348	1354	-	215 (9)	133 (13)	-	-	-
17	422766	STEEN OLSEN Alexander	NOR	319	1383	-	72 (25)	247 (5)	-	-	-
18	511896	MURISIER Justin	SUI	315	1387	139 (14)	-	57 (29)	119 (16)	-	-
19	990081	CASSE Mattia	ITA	308	1394	185 (12)	-	-	123 (13)	-	-
20	6530319	COCHRAN-SIEGLE Ryan	USA	306	1396	208 (8)	-	-	98 (19)	-	-
21	104537	ALEXANDER Cameron	CAN	301	1401	205 (9)	-	-	96 (20)	-	-
22	104531	CRAWFORD James	CAN	293	1409	152 (13)	-	15 (39)	126 (12)	-	-
23	511996	YULE Daniel	SUI	285	1417	-	285 (5)	-	-	-	-
23	561244	KRANJEC Zan	SLO	285	1417	-	-	285 (4)	-	-	-
25	6530104	BENNETT Bryce	USA	280	1422	257 (5)	-	-	23 (38)	-	-
26	6290845	BOSCA Guglielmo	ITA	277	1425	73 (25)	-	-	204 (4)	-	-
27	512124	HINTERMANN Niels	SUI	260	1442	229 (6)	-	-	31 (32)	-	-
28	512038	ROGENTIN Stefan	SUI	248	1454	104 (16)	-	-	144 (9)	-	-
29	6532084	RADAMUS River	USA	242	1460	-	12 (44)	184 (9)	46 (27)	-	-
30	54371	BABINSKY Stefan	AUT	237	1465	109 (15)	-	-	128 (10)	-	-
31	220689	RYDING Dave	GBR	236	1466	-	236 (8)	-	-	-	-
32	512471	von ALLMEN Franjo	SUI	231	1471	103 (17)	-	-	128 (10)	-	-
33	104468	READ Jeffrey	CAN	210	1492	52 (35)	-	-	158 (7)	-	-
34	194364	PINTURALT Alexis	FRA	199	1503	38 (39)	-	130 (14)	31 (32)	-	-
35	502015	JAKOBSEN Kristoffer	SWE	197	1505	-	197 (10)	-	-	-	-
36	6291625	SCHIEDER Florian	ITA	196	1506	194 (11)	-	-	2 (58)	-	-
37	511899	ROCHAT Marc	SUI	194	1508	-	194 (11)	-	-	-	-
38	6293171	VINATZER Alex	ITA	193	1509	-	100 (22)	93 (19)	-	-	-
39	511852	CAVIEZEL Gino	SUI	188	1514	-	-	128 (15)	60 (22)	-	-
40	422310	SEJERSTED Adri.	NOR	183	1519	65 (29)	-	-	118 (17)	-	-
41	512303	BOISSET Arnaud	SUI	179	1523	56 (33)	-	-	123 (13)	-	-
42	54444	GSTREIN Fabio	AUT	168	1534	-	168 (13)	-	-	-	-
43	54252	RASCHNER Dominik	AUT	166	1536	-	166 (14)	-	-	-	-
44	6190558	AMIEZ Steven	FRA	154	1548	-	154 (15)	-	-	-	-
45	511638	TUMLER Thomas	SUI	153	1549	-	-	153 (10)	-	-	-
46	202597	SCHMID Alexander	GER	146	1556	-	-	146 (11)	-	-	-
47	20398	VERDU Joan	AND	141	1561	-	-	141 (12)	-	-	-
48	380377	KOLEGA Samuel	CRO	134	1568	-	134 (16)	-	-	-	-
49	194298	GIEZENDANNER Blaise	FRA	126	1576	100 (19)	-	-	26 (36)	-	-
50	54170	MATT Michael	AUT	124	1578	-	124 (17)	-	-	-	-
50	934643	GOLDBERG Jared	USA	124	1578	70 (27)	-	-	54 (23)	-	-
52	6291574	SALA Tommaso	ITA	121	1581	-	121 (18)	-	-	-	-
53	53975	HEMETSBERGER Daniel	AUT	120	1582	26 (43)	-	-	94 (21)	-	-
54	512408	MONNEY Alexis	SUI	118	1584	99 (20)	-	-	19 (42)	-	-
55	92720	POPOV Albert	BUL	111	1591	-	111 (19)	-	-	-	-
56	54027	BRENNSTEINER Stefan	AUT	110	1592	-	-	110 (16)	-	-	-
57	54157	DANKLMAIER Daniel	AUT	109	1593	56 (33)	-	-	53 (24)	-	-
58	54093	STROLZ Johannes	AUT	107	1595	-	107 (20)	-	-	-	-
59	511983	AERNI Luca	SUI	102	1600	-	102 (21)	-	-	-	-
60	194167	MUZATON Maxence	FRA	101	1601	101 (18)	-	-	-	-	-
61	192746	THEAUX Adrien	FRA	99	1603	79 (23)	-	-	20 (41)	-	-
61	54005	STRIEDINGER Otmar	AUT	99	1603	78 (24)	-	-	21 (39)	-	-
63	194935	FAVROT Thibaut	FRA	98	1604	-	-	98 (18)	-	-	-
63	60261	MAES Sam	BEL	98	1604	-	25 (36)	73 (24)	-	-	-

Palisades Tahoe (USA)

8th Men's Slalom

OVERALL FIS WORLD CUP STANDINGS

Number of Competitors: 148, Number of NSAs: 23

Rank	FIS Code	Name	NSA Code	WC Points	Diff.	DH 8 races	SL 8 races	GS 7 races	SG 6 races	AC 0 races	PAR 0 races
65	293006	INNERHOFER Christof	ITA	97	1605	69 (28)	-	-	28 (34)	-	-
66	990048	BORSOTTI Giovanni	ITA	95	1607	-	-	86 (21)	9 (50)	-	-
67	180877	LEHTO Elian	FIN	94	1608	73 (25)	-	-	21 (39)	-	-
68	6531520	MORSE Sam	USA	91	1611	59 (31)	-	-	32 (31)	-	-
69	6293775	DELLA VITE Filippo	ITA	87	1615	-	-	87 (20)	-	-	-
70	6531063	GINNIS Aj	GRE	86	1616	-	86 (23)	-	-	-	-
71	6190176	BAILET Matthieu	FRA	84	1618	83 (21)	-	-	1 (61)	-	-
71	6190179	ALPHAND Nils	FRA	84	1618	65 (29)	-	-	19 (42)	-	-
73	512228	KOHLER Marco	SUI	83	1619	58 (32)	-	-	25 (37)	-	-
74	422278	WINDINGSTAD Rasmus	NOR	81	1621	-	-	81 (23)	-	-	-
75	561310	HROBAT Miha	SLO	80	1622	80 (22)	-	-	-	-	-
75	202762	JOCHER Simon	GER	80	1622	33 (41)	-	-	47 (26)	-	-
77	202520	HOLZMANN Sebastian	GER	79	1623	-	79 (24)	-	-	-	-
78	54628	FEURSTEIN Lukas	AUT	74	1628	-	-	26 (35)	48 (25)	-	-
79	380361	RODES Istok	CRO	69	1633	-	69 (26)	-	-	-	-
80	6190628	ANGUENOT Leo	FRA	66	1636	-	5 (51)	61 (26)	-	-	-
81	511902	ZENHAEUSERN Ramon	SUI	65	1637	-	65 (27)	-	-	-	-
82	6291053	ZAZZI Pietro	ITA	64	1638	22 (46)	-	-	42 (29)	-	-
82	531799	FORD Tommy	USA	64	1638	-	-	64 (25)	-	-	-
84	990116	de ALIPRANDINI Luca	ITA	59	1643	-	-	59 (27)	-	-	-
85	200379	SANDER Andreas	GER	58	1644	46 (36)	-	-	12 (46)	-	-
86	51215	BAUMANN Romed	GER	57	1645	45 (37)	-	-	12 (46)	-	-
87	512203	NEF Tanguy	SUI	53	1649	-	53 (29)	-	-	-	-
88	54359	FEURSTEIN Patrick	AUT	51	1651	-	-	51 (30)	-	-	-
89	221223	MAJOR Billy	GBR	48	1654	-	48 (30)	-	-	-	-
90	54348	PERTL Adrian	AUT	47	1655	-	47 (31)	-	-	-	-
91	6532123	NEGOMIR Kyle	USA	46	1656	13 (49)	-	-	33 (30)	-	-
92	512275	METTLER Josua	SUI	45	1657	45 (37)	-	-	-	-	-
93	6293252	KASTLUNGER Tobias	ITA	42	1660	-	42 (32)	-	-	-	-
94	512424	JANUTIN Fadri	SUI	40	1662	-	-	40 (31)	-	-	-
95	930024	MAPLE Wiley	USA	39	1663	34 (40)	-	-	5 (52)	-	-
96	103729	READ Erik	CAN	37	1665	-	17 (42)	20 (37)	-	-	-
97	512301	SIMONET Livio	SUI	33	1669	-	-	33 (32)	-	-	-
98	6190543	RASSAT Paco	FRA	31	1671	-	31 (33)	-	-	-	-
99	293797	GROSS Stefano	ITA	30	1672	-	30 (34)	-	-	-	-
100	6291725	ZINGERLE Hannes	ITA	29	1673	-	-	29 (33)	-	-	-
101	54368	BORGNAES Christian	DEN	27	1675	-	-	27 (34)	-	-	-
101	54209	KRENN Christoph	AUT	27	1675	-	-	-	27 (35)	-	-
103	54080	NEUMAYER Christopher	AUT	26	1676	26 (43)	-	-	-	-	-
103	60253	MARCHANT Armand	BEL	26	1676	-	26 (35)	-	-	-	-
105	422707	MOELLER Fredrik	NOR	25	1677	1 (55)	-	14 (40)	10 (49)	-	-
106	512039	ROULIN Gilles	SUI	23	1679	4 (54)	-	-	19 (42)	-	-
106	422082	FOSS-SOLEVAAG S	NOR	23	1679	-	23 (37)	-	-	-	-
108	202059	FERSTL Josef	GER	22	1680	22 (46)	-	-	-	-	-
109	512495	ZURBRUEGG Sandro	SUI	21	1681	-	-	21 (36)	-	-	-
109	202535	DRESSEN Thomas	GER	21	1681	8 (51)	-	-	13 (45)	-	-
111	54631	ZWISCHENBRUGGER Noel	AUT	20	1682	-	-	20 (37)	-	-	-
111	491853	del CAMPO Juan	ESP	20	1682	-	20 (38)	-	-	-	-
113	6532163	SEYMOUR Jett	USA	19	1683	-	19 (39)	-	-	-	-
113	6532592	RITCHIE Benjamin	USA	19	1683	-	19 (39)	-	-	-	-
115	202345	SCHWAIGER Dominik	GER	18	1684	18 (48)	-	-	-	-	-
115	202615	TREMMELE Anton	GER	18	1684	-	18 (41)	-	-	-	-
117	54630	STURM Joshua	AUT	14	1688	-	6 (48)	8 (44)	-	-	-
118	422803	SOLBERG Eirik Hystad	NOR	13	1689	-	13 (43)	-	-	-	-
118	6300451	KATO Seigo	JPN	13	1689	-	2 (53)	11 (41)	-	-	-
120	221236	TAYLOR Laurie	GBR	12	1690	-	12 (44)	-	-	-	-
121	151238	ZABYSTRAN Jan	CZE	11	1691	11 (50)	-	-	-	-	-
121	502617	AX SWARTZ Fabian	SWE	11	1691	-	11 (46)	-	-	-	-
121	6190687	LORIOT Florian	FRA	11	1691	-	-	-	11 (48)	-	-
124	193967	MUFFAT-JEANDET Victor	FRA	10	1692	-	-	10 (42)	-	-	-
125	194495	FAIVRE Mathieu	FRA	9	1693	-	-	9 (43)	-	-	-
125	512281	ROESTI Lars	SUI	9	1693	7 (52)	-	-	2 (58)	-	-
127	780023	DRUKAROV Andrej	LTU	8	1694	-	-	8 (44)	-	-	-
127	202883	GRAMMEL Anton	GER	8	1694	-	-	8 (44)	-	-	-

Palisades Tahoe (USA)


8th Men's Slalom

OVERALL FIS WORLD CUP STANDINGS

Number of Competitors: 148, Number of NSAs: 23

Rank	FIS Code	Name	NSA Code	WC Points	Diff.	DH 8 races	SL 8 races	GS 7 races	SG 6 races	AC 0 races	PAR 0 races
127	104272	SEGER Brodie	CAN	8	1694	5 (53)	-	-	3 (56)	-	-
130	54438	PLOIER Andreas	AUT	7	1695	-	-	-	7 (51)	-	-
130	6190909	DESGRIPPES Hugo	FRA	7	1695	-	7 (47)	-	-	-	-
130	6531928	KENNEY Patrick	USA	7	1695	-	-	7 (47)	-	-	-
130	700879	ZAMPA Andreas	SVK	7	1695	-	-	7 (47)	-	-	-
134	422893	BRAEKKEN Theodor	NOR	6	1696	-	6 (48)	-	-	-	-
134	491879	SALARICH Joaquim	ESP	6	1696	-	6 (48)	-	-	-	-
134	561255	CATER Martin	SLO	6	1696	1 (55)	-	-	5 (52)	-	-
137	6293831	FRANZONI Giovanni	ITA	5	1697	-	-	-	5 (52)	-	-
137	202829	GRATZ Fabian	GER	5	1697	-	-	5 (49)	-	-	-
137	501898	ROENNGREN Mattias	SWE	5	1697	-	-	5 (49)	-	-	-
140	104539	SEGER Riley	CAN	4	1698	-	-	-	4 (55)	-	-
140	492192	ORTEGA Albert	ESP	4	1698	-	-	4 (51)	-	-	-
140	54447	RUELAND Simon	AUT	4	1698	-	4 (52)	-	-	-	-
143	6190459	ALPHAND Sam	FRA	3	1699	-	-	-	3 (56)	-	-
143	6531963	STEFFEY George	USA	3	1699	-	-	3 (52)	-	-	-
143	202909	STOCKINGER Jonas	GER	3	1699	-	-	3 (52)	-	-	-
146	6190726	FRESQUET Adrien	FRA	2	1700	-	-	-	2 (58)	-	-
147	203096	VOGT Luis	GER	1	1701	1 (55)	-	-	-	-	-
147	104708	ALEXANDER Kyle	CAN	1	1701	-	-	-	1 (61)	-	-

Legend:		AC	DH	Diff.
-	No points	Alpine Combined	Downhill	Difference
GS	Giant Slalom	PAR	SG	SL
WC	World Cup	Parallel	Super-G	Slalom

Palisades Tahoe (USA)


8th Men's Slalom

FIS WCSL LIST

18 NOV 2023 Gurgl (AUT)

22 DEC 2023 Madonna di Campiglio (ITA)

7 JAN 2024 Adelboden (SUI)

14 JAN 2024 Wengen (SUI)

21 JAN 2024 Kitzbühel (AUT)

24 JAN 2024 Schladming (AUT)

4 FEB 2024 Chamonix (FRA)

25 FEB 2024 Palisades Tahoe (USA)

Number of Competitors: 64, Number of NSAs: 17

Rank	FIS Code	Name	NSA Code	1	2	3	4	5	6	7	8	Base	- X	+ Y =	WCSL-SL
1	54063	FELLER Manuel	AUT	100	45	100	100	50	45	50	100	381	234	590	737
2	202451	STRASSER Linus	GER	29	29	50	-	100	100	18	60	335	206	386	515
3	422304	KRISTOFFERSEN Henrik	NOR	36	40	-	60	10	40	45	32	594	366	263	491
4	6190403	NOEL Clement	FRA	22	80	-	50	-	60	60	80	342	210	352	484
5	511996	YULE Daniel	SUI	45	-	26	22	60	32	100	-	401	247	285	439
6	422507	HAUGAN Timon	NOR	40	50	29	29	-	80	32	50	231	142	310	399
7	512182	MEILLARD Loic	SUI	-	36	22	45	32	15	80	29	337	207	259	389
8	220689	RYDING Dave	GBR	50	60	10	22	45	18	24	7	201	124	236	313
9	422732	McGRATH Atle Lie	NOR	-	32	80	80	-	-	1	22	215	132	215	298
10	54320	SCHWARZ Marco	AUT	80	100	-	-	-	-	-	-	239	147	180	272
11	511899	ROCHAT Marc	SUI	12	8	45	40	26	50	13	-	168	103	194	259
12	511902	ZENHAEUSERN Ramon	SUI	9	14	18	-	-	-	14	10	496	305	65	256
13	502015	JAKOBSEN Kristoffer	SWE	24	-	-	-	80	36	12	45	151	93	197	255
14	54444	GSTREIN Fabio	AUT	32	22	-	32	-	26	20	36	190	117	168	241
15	422729	BRAATHEN Lucas	NOR	-	-	-	-	-	-	-	-	582	358	-	224
16	6291574	SALA Tommaso	ITA	-	-	36	14	29	29	5	8	214	132	121	203
17	6293171	VINATZER Alex	ITA	5	9	-	5	15	-	26	40	216	133	100	183
18	92720	POPOV Albert	BUL	26	24	16	-	-	22	5	18	182	112	111	181
19	422766	STEEN OLSEN Alexander	NOR	13	20	-	-	-	24	15	-	275	169	72	178
20	54252	RASCHNER Dominik	AUT	14	11	60	-	36	-	45	-	17	10	166	173
21	380377	KOLEGA Samuel	CRO	9	-	40	15	-	8	36	26	91	56	134	169
22	6190558	AMIEZ Steven	FRA	-	-	24	24	40	13	29	24	-	-	154	154
23	54170	MATT Michael	AUT	60	16	-	36	-	-	12	-	72	44	124	152
23	6531063	GINNIS Aj	GRE	-	26	-	-	18	20	22	-	171	105	86	152
25	511983	AERNI Luca	SUI	11	20	32	-	-	16	9	14	77	47	102	132
26	54093	STROLZ Johannes	AUT	-	15	13	16	16	14	18	15	51	31	107	127
27	202520	HOLZMANN Sebastian	GER	16	4	20	18	9	12	-	-	110	68	79	121
28	54348	PERTL Adrian	AUT	-	-	9	3	15	9	2	9	166	102	47	111
29	380335	ZUBCIC Filip	CRO	18	-	-	10	-	-	8	20	100	62	56	94
30	380361	RODES Istok	CRO	-	5	14	26	24	-	-	-	25	15	69	79
31	422082	FOSS-SOLEVAAG S	NOR	6	-	7	-	-	10	-	-	144	89	23	78
32	194364	PINTURALT Alexis	FRA	-	-	-	-	-	-	-	-	177	109	-	68
33	293797	GROSS Stefano	ITA	-	-	4	4	-	-	10	12	91	56	30	65
34	221223	MAJOR Billy	GBR	15	-	-	13	20	-	-	-	28	17	48	59
35	6293252	KASTLUNGER Tobias	ITA	20	-	15	7	-	-	-	-	42	26	42	58
35	512203	NEF Tanguy	SUI	11	12	-	12	-	-	7	11	12	7	53	58
37	60253	MARCHANT Armand	BEL	-	13	-	-	-	-	-	13	46	28	26	44
38	103729	READ Erik	CAN	-	6	11	-	-	-	-	-	68	42	17	43
39	6532163	SEYMOUR Jett	USA	-	-	-	-	-	-	3	16	36	22	19	33
39	202615	TREMME Anton	GER	-	10	-	-	8	-	-	-	39	24	18	33
41	6190543	RASSAT Paco	FRA	-	-	-	9	22	-	-	-	-	-	31	31
42	60261	MAES Sam	BEL	-	-	-	8	-	11	-	6	13	8	25	30
43	491853	del CAMPO Juan	ESP	7	-	-	6	7	-	-	-	13	8	20	25
44	6532592	RITCHIE Benjamin	USA	-	-	8	11	-	-	-	-	13	8	19	24
45	491879	SALARICH Joaquim	ESP	-	-	6	-	-	-	-	-	38	23	6	21
46	6531936	WINTERS Luke	USA	-	-	-	-	-	-	-	-	53	33	-	20
47	221236	TAYLOR Laurie	GBR	-	-	-	-	12	-	-	-	14	9	12	17
48	422803	SOLBERG Eirik Hystad	NOR	-	-	-	-	13	-	-	-	-	-	13	13
49	6532084	RADAMUS River	USA	-	-	12	-	-	-	-	-	-	-	12	12
49	512138	SIMONET Sandro	SUI	-	-	-	-	-	-	-	-	31	19	-	12
51	502617	AX SWARTZ Fabian	SWE	-	-	-	-	11	-	-	-	-	-	11	11
52	6291430	MAURBERGER Simon	ITA	-	-	-	-	-	-	-	-	23	14	-	9

Palisades Tahoe (USA)



8th Men's Slalom

FIS WCSL LIST



Number of Competitors: 64, Number of NSAs: 17

Rank	FIS Code	Name	NSA Code	1	2	3	4	5	6	7	8	Base	- X	+ Y =	WCSL-SL
52	293098	RAZZOLI Giuliano	ITA	-	-	-	-	-	-	-	-	24	15	-	9
54	561322	HADALIN Stefan	SLO	-	-	-	-	-	-	-	-	22	14	-	8
55	6190909	DESGRIPPES Hugo	FRA	-	7	-	-	-	-	-	-	-	-	7	7
56	54630	STURM Joshua	AUT	-	-	-	-	-	-	6	-	-	-	6	6
56	422893	BRAEKKEN Theodor	NOR	-	-	-	-	6	-	-	-	-	-	6	6
58	6190628	ANGUENOT Leo	FRA	-	-	5	-	-	-	-	-	-	-	5	5
58	193967	MUFFAT-JEANDET Victor	FRA	-	-	-	-	-	-	-	-	13	8	-	5
60	54447	RUELAND Simon	AUT	4	-	-	-	-	-	-	-	-	-	4	4
61	202485	KETTERER David	GER	-	-	-	-	-	-	-	-	9	6	-	3
62	6300451	KATO Seigo	JPN	-	-	-	2	-	-	-	-	-	-	2	2
62	6300464	KOYAMA Yohei	JPN	-	-	-	-	-	-	-	-	6	4	-	2
62	512120	von GRUENIGEN Noel	SUI	-	-	-	-	-	-	-	-	5	3	-	2

Number of competitors per NSA in the top 60

AUT:	9	BEL:	2	BUL:	1	CAN:	1	CRO:	3	ESP:	2
FRA:	7	GBR:	3	GER:	3	GRE:	1	ITA:	6	NOR:	8
SLO:	1	SUI:	7	SWE:	2	USA:	4				

Legend:

- No points
Base Last season FIS World Cup Start List points
WCSL-SL FIS World Cup Start List points for Slalom
X (Base/number of planned races in the current season) *(number of completed races in the current season)
Y FIS World Cup points won in the current season

Palisades Tahoe (USA)
8th Men's Slalom
OVERALL FIS WCSL LIST
Number of Competitors: 192, Number of NSAs: 26

Rank	FIS Code	Name	NSA Code	WCSL	Diff.	DH 8 races	SL 8 races	GS 7 races	SG 6 races	AC 0 races	PAR 0 races
1	512269	ODERMATT Marco	SUI	2457		768 (1)	-	1042 (1)	647 (1)	-	-
2	422304	KRISTOFFERSEN Henrik	NOR	1045	1412	-	491 (3)	554 (2)	-	-	-
3	54063	FELLER Manuel	AUT	1021	1436	-	737 (1)	284 (8)	-	-	-
4	53980	KRIECHMAYR Vincent	AUT	1002	1455	543 (2)	-	1 (70)	458 (2)	-	-
5	512182	MEILLARD Loic	SUI	971	1486	-	389 (7)	385 (6)	157 (15)	40 (6)	-
6	422139	KILDE Aleksand.	NOR	936	1521	543 (2)	-	125 (21)	268 (4)	-	-
7	54320	SCHWARZ Marco	AUT	913	1544	73 (36)	272 (10)	395 (5)	93 (24)	80 (2)	-
8	194873	SARRAZIN Cyprien	FRA	733	1724	542 (4)	-	2 (69)	189 (9)	-	-
9	291459	PARIS Dominik	ITA	635	1822	435 (5)	-	-	200 (7)	-	-
10	194364	PINTURAUULT Alexis	FRA	631	1826	38 (48)	68 (32)	292 (7)	109 (21)	100 (1)	24 (13)
11	422732	McGRATH Atle Lie	NOR	565	1892	-	298 (9)	171 (16)	11 (56)	45 (5)	40 (7)
12	202451	STRASSER Linus	GER	533	1924	-	515 (2)	-	-	-	18 (16)
13	54445	HAASER Raphael	AUT	521	1936	23 (57)	-	141 (19)	297 (3)	60 (3)	-
14	422507	HAUGAN Timon	NOR	517	1940	-	399 (6)	58 (31)	-	-	60 (3)
15	561244	KRANJEC Zan	SLO	508	1949	-	-	468 (3)	-	-	40 (7)
16	380335	ZUBCIC Filip	CRO	500	1957	-	94 (29)	406 (4)	-	-	-
17	104531	CRAWFORD James	CAN	495	1962	295 (8)	-	17 (43)	183 (11)	-	-
18	422766	STEEN OLSEN Alexander	NOR	492	1965	-	178 (19)	278 (9)	-	-	36 (9)
19	6190403	NOEL Clement	FRA	484	1973	-	484 (4)	-	-	-	-
20	990081	CASSE Mattia	ITA	460	1997	296 (7)	-	-	164 (13)	-	-
21	194858	ALLEGRE Nils	FRA	444	2013	234 (13)	-	-	210 (6)	-	-
22	511996	YULE Daniel	SUI	439	2018	-	439 (5)	-	-	-	-
23	6530319	COCHRAN-SIEGLE Ryan	USA	422	2035	265 (12)	-	-	131 (18)	26 (10)	-
24	511896	MURISIER Justin	SUI	413	2044	175 (14)	-	75 (29)	163 (14)	-	-
25	512124	HINTERMANN Niels	SUI	381	2076	340 (6)	-	-	41 (32)	-	-
26	422729	BRAATHEN Lucas	NOR	368	2089	-	224 (15)	135 (20)	9 (61)	-	-
27	104537	ALEXANDER Cameron	CAN	366	2091	267 (11)	-	-	99 (23)	-	-
28	6532084	RADAMUS River	USA	356	2101	-	12 (49)	227 (11)	51 (29)	50 (4)	16 (17)
29	512038	ROGENTIN Stefan	SUI	343	2114	154 (16)	-	-	189 (9)	-	-
30	511852	CAVIEZEL Gino	SUI	339	2118	-	-	239 (10)	100 (22)	-	-
31	202597	SCHMID Alexander	GER	317	2140	-	-	217 (12)	-	-	100 (1)
32	220689	RYDING Dave	GBR	313	2144	-	313 (8)	-	-	-	-
33	6530104	BENNETT Bryce	USA	303	2154	279 (10)	-	-	24 (42)	-	-
33	6290845	BOSCA Guglielmo	ITA	303	2154	76 (35)	-	-	227 (5)	-	-
35	6291625	SCHIEDER Florian	ITA	298	2159	293 (9)	-	-	5 (68)	-	-
35	6293171	VINATZER Alex	ITA	298	2159	-	183 (17)	95 (25)	-	-	20 (15)
37	54371	BABINSKY Stefan	AUT	285	2172	112 (25)	-	-	173 (12)	-	-
38	53975	HEMETSBERGER Daniel	AUT	267	2190	125 (22)	-	-	142 (16)	-	-
39	422310	SEJERSTED Adri.	NOR	263	2194	122 (23)	-	-	141 (17)	-	-
40	511899	ROCHAT Marc	SUI	259	2198	-	259 (11)	-	-	-	-
41	104468	READ Jeffrey	CAN	256	2201	59 (43)	-	-	197 (8)	-	-
41	511902	ZENHAEUSERN Ramon	SUI	256	2201	-	256 (12)	-	-	-	-
43	502015	JAKOBSEN Kristoffer	SWE	255	2202	-	255 (13)	-	-	-	-
44	54252	RASCHNER Dominik	AUT	253	2204	-	173 (20)	-	-	-	80 (2)
45	54444	GSTREIN Fabio	AUT	241	2216	-	241 (14)	-	-	-	-
46	512471	von ALLMEN Franjo	SUI	231	2226	103 (30)	-	-	128 (19)	-	-
47	422278	WINDINGSTAD Rasmus	NOR	213	2244	-	-	168 (17)	-	-	45 (5)
48	54027	BRENNSTEINER Stefan	AUT	205	2252	-	-	205 (13)	-	-	-
49	20398	VERDU Joan	AND	203	2254	-	-	177 (15)	-	-	26 (12)
49	6291574	SALA Tommaso	ITA	203	2254	-	203 (16)	-	-	-	-
51	511638	TUMLER Thomas	SUI	195	2262	-	-	195 (14)	-	-	-
52	200379	SANDER Andreas	GER	191	2266	106 (27)	-	-	85 (25)	-	-
53	92720	POPOV Albert	BUL	181	2276	-	181 (18)	-	-	-	-
54	512303	BOISSET Arnaud	SUI	179	2278	56 (45)	-	-	123 (20)	-	-
54	54005	STRIEDINGER Otmar	AUT	179	2278	155 (15)	-	-	24 (42)	-	-
56	934643	GOLDBERG Jared	USA	171	2286	112 (25)	-	-	59 (26)	-	-
57	380377	KOLEGA Samuel	CRO	169	2288	-	169 (21)	-	-	-	-
58	6293775	DELLA VITE Filippo	ITA	168	2289	-	-	168 (17)	-	-	-
59	51215	BAUMANN Romed	GER	167	2290	139 (17)	-	-	28 (38)	-	-
60	54348	PERTL Adrian	AUT	161	2296	-	111 (28)	-	-	-	50 (4)
61	6190558	AMIEZ Steven	FRA	154	2303	-	154 (22)	-	-	-	-
61	60261	MAES Sam	BEL	154	2303	-	30 (42)	95 (25)	-	-	29 (11)
63	54170	MATT Michael	AUT	152	2305	-	152 (23)	-	-	-	-
63	6531063	GINNIS Aj	GRE	152	2305	-	152 (23)	-	-	-	-

Palisades Tahoe (USA)


8th Men's Slalom

OVERALL FIS WCSL LIST

Number of Competitors: 192, Number of NSAs: 26

Rank	FIS Code	Name	NSA Code	WCSL	Diff.	DH 8 races	SL 8 races	GS 7 races	SG 6 races	AC 0 races	PAR 0 races
65	512408	MONNEY Alexis	SUI	150	2307	129 (20)	-	-	21 (45)	-	-
66	192746	THEAUX Adrien	FRA	147	2310	126 (21)	-	-	21 (45)	-	-
67	54157	DANKLMAIER Daniel	AUT	145	2312	92 (32)	-	-	53 (28)	-	-
68	194298	GIEZENDANNER Blaise	FRA	144	2313	104 (28)	-	-	40 (34)	-	-
69	990116	de ALIPRANDINI Luca	ITA	143	2314	-	-	111 (24)	-	-	32 (10)
70	191740	CLAREY Johan	FRA	140	2317	132 (19)	-	-	8 (64)	-	-
71	293006	INNERHOFER Christof	ITA	134	2323	93 (31)	-	-	41 (32)	-	-
72	194167	MUZATON Maxence	FRA	133	2324	133 (18)	-	-	-	-	-
73	511983	AERNI Luca	SUI	132	2325	-	132 (25)	-	-	-	-
74	6190176	BAILET Matthieu	FRA	128	2329	104 (28)	-	-	24 (42)	-	-
75	54093	STROLZ Johannes	AUT	127	2330	-	127 (26)	-	-	-	-
76	990048	BORSOTTI Giovanni	ITA	125	2332	-	-	115 (22)	10 (57)	-	-
77	202520	HOLZMANN Sebastian	GER	121	2336	-	121 (27)	-	-	-	-
78	561310	HROBAT Miha	SLO	119	2338	118 (24)	-	-	1 (78)	-	-
79	6531520	MORSE Sam	USA	114	2343	82 (33)	-	-	32 (36)	-	-
79	194935	FAVROT Thibaut	FRA	114	2343	-	-	114 (23)	-	-	-
81	202762	JOCHER Simon	GER	109	2348	38 (48)	-	-	51 (29)	20 (13)	-
82	180877	LEHTO Elian	FIN	100	2357	79 (34)	-	-	21 (45)	-	-
83	6293252	KASTLUNGER Tobias	ITA	97	2360	-	58 (35)	3 (66)	-	36 (7)	-
84	103729	READ Erik	CAN	95	2362	-	43 (38)	52 (32)	-	-	-
85	531799	FORD Tommy	USA	92	2365	-	-	92 (27)	-	-	-
86	53902	MAYER Matthias	AUT	91	2366	70 (37)	-	-	21 (45)	-	-
87	512228	KOHLER Marco	SUI	86	2371	61 (42)	-	-	25 (40)	-	-
88	54628	FEURSTEIN Lukas	AUT	85	2372	-	-	26 (39)	59 (26)	-	-
89	6190179	ALPHAND Nils	FRA	84	2373	65 (41)	-	-	19 (49)	-	-
90	380361	RODES Istok	CRO	79	2378	-	79 (30)	-	-	-	-
90	511383	FEUZ Beat	SUI	79	2378	69 (38)	-	-	10 (57)	-	-
92	422082	FOSS-SOLEVAAG S	NOR	78	2379	-	78 (31)	-	-	-	-
93	54359	FEURSTEIN Patrick	AUT	76	2381	-	-	76 (28)	-	-	-
94	202059	FERSTL Josef	GER	72	2385	66 (40)	-	-	6 (67)	-	-
95	6190628	ANGUENOT Leo	FRA	71	2386	-	5 (58)	66 (30)	-	-	-
95	530874	GANONG Travis	USA	71	2386	68 (39)	-	-	3 (71)	-	-
97	6291053	ZAZZI Pietro	ITA	66	2391	24 (56)	-	-	42 (31)	-	-
97	53817	FRANZ Max	AUT	66	2391	57 (44)	-	-	9 (61)	-	-
99	293797	GROSS Stefano	ITA	65	2392	-	65 (33)	-	-	-	-
100	512039	ROULIN Gilles	SUI	62	2395	34 (50)	-	-	28 (38)	-	-
101	221223	MAJOR Billy	GBR	59	2398	-	59 (34)	-	-	-	-
102	512203	NEF Tanguy	SUI	58	2399	-	58 (35)	-	-	-	-
103	202535	DRESSEN Thomas	GER	57	2400	44 (47)	-	-	13 (52)	-	-
104	54368	BORGNAES Christian	DEN	51	2406	-	-	29 (37)	-	22 (12)	-
105	6532123	NEGOMIR Kyle	USA	50	2407	13 (62)	-	-	37 (35)	-	-
106	512275	METTLER Josua	SUI	49	2408	49 (46)	-	-	-	-	-
106	6291725	ZINGERLE Hannes	ITA	49	2408	-	-	49 (33)	-	-	-
108	512424	JANUTIN Fadri	SUI	47	2410	-	-	47 (34)	-	-	-
108	104272	SEGER Brodie	CAN	47	2410	22 (58)	-	-	25 (40)	-	-
110	512301	SIMONET Livio	SUI	46	2411	-	-	46 (35)	-	-	-
110	6531444	ARVIDSSON Erik	USA	46	2411	10 (65)	-	-	7 (65)	29 (9)	-
112	53889	HIRSCHBUEHL Christian	AUT	45	2412	-	-	-	-	-	45 (5)
113	60253	MARCHANT Armand	BEL	44	2413	-	44 (37)	-	-	-	-
114	293550	MARSAGLIA Matteo	ITA	40	2417	27 (55)	-	-	13 (52)	-	-
115	930024	MAPLE Wiley	USA	39	2418	34 (50)	-	-	5 (68)	-	-
116	193967	MUFFAT-JEANDET Victor	FRA	38	2419	-	5 (58)	33 (36)	-	-	-
117	492192	ORTEGA Albert	ESP	36	2421	-	-	4 (63)	-	32 (8)	-
118	202345	SCHWAIGER Dominik	GER	34	2423	34 (50)	-	-	-	-	-
118	501898	ROENNGREN Mattias	SWE	34	2423	-	-	12 (49)	-	-	22 (14)
120	6532163	SEYMOUR Jett	USA	33	2424	-	33 (39)	-	-	-	-
120	202615	TREMMELE Anton	GER	33	2424	-	33 (39)	-	-	-	-
122	6190543	RASSAT Paco	FRA	31	2426	-	31 (41)	-	-	-	-
122	54080	NEUMAYER Christopher	AUT	31	2426	31 (53)	-	-	-	-	-
124	561216	KLINE Bostjan	SLO	30	2427	30 (54)	-	-	-	-	-
125	54209	KRENN Christoph	AUT	29	2428	-	-	-	29 (37)	-	-
125	561255	CATER Martin	SLO	29	2428	16 (61)	-	-	13 (52)	-	-
127	194495	FAIVRE Mathieu	FRA	28	2429	-	-	28 (38)	-	-	-
128	422707	MOELLER Fredrik	NOR	25	2432	1 (75)	-	14 (45)	10 (57)	-	-

Palisades Tahoe (USA)


8th Men's Slalom

OVERALL FIS WCSL LIST

Number of Competitors: 192, Number of NSAs: 26

Rank	FIS Code	Name	NSA Code	WCSL	Diff.	DH 8 races	SL 8 races	GS 7 races	SG 6 races	AC 0 races	PAR 0 races
128	491853	del CAMPO Juan	ESP	25	2432	-	25 (43)	-	-	-	-
130	6532592	RITCHIE Benjamin	USA	24	2433	-	24 (44)	-	-	-	-
130	240148	SZOLLOS Barnabas	ISR	24	2433	-	-	-	-	24 (11)	-
130	561322	HADALIN Stefan	SLO	24	2433	-	8 (54)	16 (44)	-	-	-
133	104096	THOMPSON Broderick	CAN	23	2434	21 (60)	-	-	2 (75)	-	-
134	512042	KRYENBUEHL Urs	SUI	22	2435	22 (58)	-	-	-	-	-
135	512495	ZURBRUEGG Sandro	SUI	21	2436	-	-	21 (40)	-	-	-
135	491879	SALARICH Joaquim	ESP	21	2436	-	21 (45)	-	-	-	-
137	54631	ZWISCHENBRUGGER Noel	AUT	20	2437	-	-	20 (41)	-	-	-
137	350095	PFIFFNER Marco	LIE	20	2437	2 (71)	-	-	-	18 (14)	-
137	421669	NESTVOLD-HAUGEN	NOR	20	2437	-	-	20 (41)	-	-	-
137	6531936	WINTERS Luke	USA	20	2437	-	20 (46)	-	-	-	-
141	6291430	MAURBERGER Simon	ITA	18	2439	-	9 (52)	9 (52)	-	-	-
142	221236	TAYLOR Laurie	GBR	17	2440	-	17 (47)	-	-	-	-
142	54438	PLOIER Andreas	AUT	17	2440	-	-	-	17 (50)	-	-
142	104539	SEGER Riley	CAN	17	2440	-	-	-	17 (50)	-	-
145	151238	ZABYSTRAN Jan	CZE	14	2443	11 (63)	-	-	3 (71)	-	-
145	54630	STURM Joshua	AUT	14	2443	-	6 (56)	8 (53)	-	-	-
145	202883	GRAMMEL Anton	GER	14	2443	-	-	14 (45)	-	-	-
145	103865	PHILP Trevor	CAN	14	2443	-	-	13 (47)	1 (78)	-	-
149	422803	SOLBERG Eirik Hystad	NOR	13	2444	-	13 (48)	-	-	-	-
149	6300451	KATO Seigo	JPN	13	2444	-	2 (62)	11 (50)	-	-	-
149	6190687	LORIOT Florian	FRA	13	2444	-	-	-	13 (52)	-	-
149	512281	ROESTI Lars	SUI	13	2444	11 (63)	-	-	2 (75)	-	-
149	54031	LEITINGER Roland	AUT	13	2444	-	-	13 (47)	-	-	-
154	54480	SCHUETTER Julian	AUT	12	2445	8 (66)	-	-	4 (70)	-	-
154	512138	SIMONET Sandro	SUI	12	2445	-	12 (49)	-	-	-	-
154	110324	von APPEN Henrik	CHI	12	2445	3 (69)	-	-	9 (61)	-	-
157	502617	AX SWARTZ Fabian	SWE	11	2446	-	11 (51)	-	-	-	-
157	700830	ZAMPA Adam	SVK	11	2446	-	-	11 (50)	-	-	-
159	350097	GAUER Nico	LIE	10	2447	-	-	-	10 (57)	-	-
160	6293831	FRANZONI Giovanni	ITA	9	2448	2 (71)	-	-	7 (65)	-	-
160	293098	RAZZOLI Giuliano	ITA	9	2448	-	9 (52)	-	-	-	-
162	780023	DRUKAROV Andrej	LTU	8	2449	-	-	8 (53)	-	-	-
162	202829	GRATZ Fabian	GER	8	2449	-	-	8 (53)	-	-	-
162	6531963	STEFFEY George	USA	8	2449	-	-	8 (53)	-	-	-
165	6190909	DESGRIPPES Hugo	FRA	7	2450	-	7 (55)	-	-	-	-
165	6531928	KENNEY Patrick	USA	7	2450	-	-	7 (57)	-	-	-
165	700879	ZAMPA Andreas	SVK	7	2450	-	-	7 (57)	-	-	-
165	512274	BISSIG Semyel	SUI	7	2450	-	-	7 (57)	-	-	-
165	6530500	McLAUGHLIN Brian	USA	7	2450	-	-	7 (57)	-	-	-
165	511863	SETTE Daniele	SUI	7	2450	-	-	7 (57)	-	-	-
171	422893	BRAEKKEN Theodor	NOR	6	2451	-	6 (56)	-	-	-	-
171	202437	LUITZ Stefan	GER	6	2451	-	-	6 (62)	-	-	-
173	6292783	MOLTENI Nicolo	ITA	5	2452	5 (67)	-	-	-	-	-
174	54447	RUELAND Simon	AUT	4	2453	-	4 (60)	-	-	-	-
174	104710	JORDAN Asher	CAN	4	2453	-	-	4 (63)	-	-	-
174	533866	NYMAN Steven	USA	4	2453	4 (68)	-	-	-	-	-
174	422469	SOLHEIM Fabian Wilkens	NOR	4	2453	-	-	4 (63)	-	-	-
178	6190459	ALPHAND Sam	FRA	3	2454	-	-	-	3 (71)	-	-
178	202909	STOCKINGER Jonas	GER	3	2454	-	-	3 (66)	-	-	-
178	202485	KETTERER David	GER	3	2454	-	3 (61)	-	-	-	-
178	422403	ROEA Henrik	NOR	3	2454	3 (69)	-	-	-	-	-
178	180666	TORSTI Samu	FIN	3	2454	-	-	3 (66)	-	-	-
178	54009	WALDER Christian	AUT	3	2454	-	-	-	3 (71)	-	-
184	6190726	FRESQUET Adrien	FRA	2	2455	-	-	-	2 (75)	-	-
184	501987	MONSEN Felix	SWE	2	2455	2 (71)	-	-	-	-	-
184	422676	FOSSLAND Markus	NOR	2	2455	2 (71)	-	-	-	-	-
184	6300464	KOYAMA Yohei	JPN	2	2455	-	2 (62)	-	-	-	-
184	512120	von GRUENIGEN Noel	SUI	2	2455	-	2 (62)	-	-	-	-
189	203096	VOGT Luis	GER	1	2456	1 (75)	-	-	-	-	-
189	104708	ALEXANDER Kyle	CAN	1	2456	-	-	-	1 (78)	-	-
189	511981	WEBER Ralph	SUI	1	2456	-	-	-	1 (78)	-	-
189	6293164	FRANZOSO Matteo	ITA	1	2456	-	-	-	1 (78)	-	-

Palisades Tahoe (USA)



8th Men's Slalom

OVERALL FIS WCSL LIST

Number of Competitors: 192, Number of NSAs: 26

Rank	FIS Code	Name	NSA Code	WCSL	Diff.	DH 8 races	SL 8 races	GS 7 races	SG 6 races	AC 0 races	PAR 0 races
------	----------	------	----------	------	-------	---------------	---------------	---------------	---------------	---------------	----------------

Legend:											
-	No points	AC	Alpine Combined	DH	Downhill	Diff.	Difference				
GS	Giant Slalom	PAR	Parallel	SG	Super-G	SL	Slalom				
WCSL	Overall points										

Palisades Tahoe (USA)


8th Men's Slalom

FIS NATION CUP

Number of Nations: 23

Rank	NSA	Name	Points	Diff.	DH	SL	GS	SG	AC	PAR	TE
1	SUI	Switzerland	4930		1396	958	1340	1236	-	-	-
2	AUT	Austria	3801	1129	645	1392	721	1043	-	-	-
3	FRA	France	2492	2438	1177	549	308	458	-	-	-
4	NOR	Norway	2367	2563	286	902	931	248	-	-	-
5	ITA	Italy	2102	2828	885	293	354	570	-	-	-
6	USA	United States of America	1240	3690	641	50	258	291	-	-	-
7	GER	Germany	902	4028	173	483	162	84	-	-	-
8	CAN	Canada	854	4076	414	17	35	388	-	-	-
9	CRO	Croatia	573	4357	-	259	314	-	-	-	-
10	SLO	Slovenia	371	4559	81	-	285	5	-	-	-
11	GBR	Great Britain	296	4634	-	296	-	-	-	-	-
12	SWE	Sweden	213	4717	-	208	5	-	-	-	-
13	AND	Andorra	141	4789	-	-	141	-	-	-	-
14	BEL	Belgium	124	4806	-	51	73	-	-	-	-
15	BUL	Bulgaria	111	4819	-	111	-	-	-	-	-
16	FIN	Finland	94	4836	73	-	-	21	-	-	-
17	GRE	Greece	86	4844	-	86	-	-	-	-	-
18	ESP	Spain	30	4900	-	26	4	-	-	-	-
19	DEN	Denmark	27	4903	-	-	27	-	-	-	-
20	JPN	Japan	13	4917	-	2	11	-	-	-	-
21	CZE	Czechia	11	4919	11	-	-	-	-	-	-
22	LTU	Lithuania	8	4922	-	-	8	-	-	-	-
23	SVK	Slovakia	7	4923	-	-	7	-	-	-	-

Palisades Tahoe (USA)



8th Men's Slalom

OVERALL FIS NATION CUP

Number of Nations: 30

Rk	NSA	Overall			DH Points			SL Points			GS Points			SG Points			AC Points			PAR Points			TE Points
		M+W	M	W	M+W	M	W	M+W	M	W	M+W	M	W	M+W	M	W	M+W	M	W	M+W	M	W	M+W
1	SUI	8909	4930	3979	2519	1396	1123	1920	958	962	2303	1340	963	2167	1236	931	-	-	-	-	-	-	-
2	AUT	7621	3801	3820	1845	645	1200	2285	1392	893	1337	721	616	2154	1043	1111	-	-	-	-	-	-	-
3	ITA	5665	2102	3563	2151	885	1266	496	293	203	1474	354	1120	1544	570	974	-	-	-	-	-	-	-
4	NOR	3983	2367	1616	648	286	362	1194	902	292	1499	931	568	642	248	394	-	-	-	-	-	-	-
5	USA	3461	1240	2221	1013	641	372	961	50	911	1035	258	777	452	291	161	-	-	-	-	-	-	-
6	FRA	3398	2492	906	1396	1177	219	777	549	228	449	308	141	776	458	318	-	-	-	-	-	-	-
7	GER	1733	902	831	359	173	186	958	483	475	195	162	33	221	84	137	-	-	-	-	-	-	-
8	CAN	1710	854	856	481	414	67	343	17	326	454	35	419	432	388	44	-	-	-	-	-	-	-
9	SWE	1466	213	1253	1	-	1	916	208	708	536	5	531	13	-	13	-	-	-	-	-	-	-
10	CRO	1222	573	649	-	-	-	669	259	410	553	314	239	-	-	-	-	-	-	-	-	-	-
11	SLO	921	371	550	243	81	162	250	-	250	407	285	122	21	5	16	-	-	-	-	-	-	-
12	SVK	809	7	802	-	-	-	505	-	505	304	7	297	-	-	-	-	-	-	-	-	-	-
13	NZL	505	-	505	5	-	5	-	-	-	412	-	412	88	-	88	-	-	-	-	-	-	-
14	GBR	296	296	-	-	-	-	296	296	-	-	-	-	-	-	-	-	-	-	-	-	-	-
15	CZE	233	11	222	74	11	63	73	-	73	9	-	9	77	-	77	-	-	-	-	-	-	-
16	POL	162	-	162	-	-	-	-	-	-	142	-	142	20	-	20	-	-	-	-	-	-	-
17	ALB	157	-	157	-	-	-	78	-	78	79	-	79	-	-	-	-	-	-	-	-	-	-
18	AND	141	141	-	-	-	-	-	-	-	141	141	-	-	-	-	-	-	-	-	-	-	-
19	BEL	124	124	-	-	-	-	51	51	-	73	73	-	-	-	-	-	-	-	-	-	-	-
20	BUL	111	111	-	-	-	-	111	111	-	-	-	-	-	-	-	-	-	-	-	-	-	-
21	BIH	102	-	102	69	-	69	-	-	-	-	-	-	33	-	33	-	-	-	-	-	-	-
22	FIN	95	94	1	73	73	-	-	-	-	1	-	1	21	21	-	-	-	-	-	-	-	-
22	LAT	95	-	95	-	-	-	95	-	95	-	-	-	-	-	-	-	-	-	-	-	-	-
24	GRE	86	86	-	-	-	-	86	86	-	-	-	-	-	-	-	-	-	-	-	-	-	-
25	ESP	30	30	-	-	-	-	26	26	-	4	4	-	-	-	-	-	-	-	-	-	-	-
26	DEN	27	27	-	-	-	-	-	-	-	27	27	-	-	-	-	-	-	-	-	-	-	-
27	JPN	17	13	4	-	-	-	6	2	4	11	11	-	-	-	-	-	-	-	-	-	-	-
28	LTU	8	8	-	-	-	-	-	-	-	8	8	-	-	-	-	-	-	-	-	-	-	-
29	AUS	6	-	6	-	-	-	6	-	6	-	-	-	-	-	-	-	-	-	-	-	-	-
30	LIE	2	-	2	-	-	-	2	-	2	-	-	-	-	-	-	-	-	-	-	-	-	-

Palisades Tahoe (USA)



8th Men's Slalom

CONSTRUCTORS' CHAMPIONSHIP

Number of Brands: 10

Rank	Name	Points	Diff.	DH	SL	GS	SG	AC	PAR
1	Atomic	2390		540	810	715	325	-	-
2	Rossignol	2160	230	760	515	630	255	-	-
3	Head	1830	560	615	160	275	780	-	-
4	Stoekli	1680	710	480	-	750	450	-	-
5	Fischer	1090	1300	210	590	50	240	-	-
6	Van deer racing	570	1820	-	405	165	-	-	-
7	Nordica	550	1840	305	135	-	110	-	-
8	Dynastar	375	2015	-	330	45	-	-	-
9	Salomon	270	2120	90	-	-	180	-	-
10	Blizzard	60	2330	-	60	-	-	-	-

Palisades Tahoe (USA)



8th Men's Slalom

OVERALL CONSTRUCTORS' CHAMPIONSHIP

Number of Brands: 12

Rank	Brand	Overall			DH Points			SL Points			GS Points			SG Points			AC Points			PAR Points		
		M+W	M	W	M+W	M	W	M+W	M	W	M+W	M	W	M+W	M	W	M+W	M	W	M+W	M	W
1	Head	6585	1830	4755	1720	615	1105	1350	160	1190	1500	275	1225	2015	780	1235	-	-	-	-	-	-
2	Rossignol	4970	2160	2810	1125	760	365	1435	515	920	1880	630	1250	530	255	275	-	-	-	-	-	-
3	Atomic	4800	2390	2410	1345	540	805	1615	810	805	1160	715	445	680	325	355	-	-	-	-	-	-
4	Stoeckli	1680	1680	-	480	480	-	-	-	-	750	750	-	450	450	-	-	-	-	-	-	-
5	Salomon	1355	270	1085	235	90	145	280	-	280	425	-	425	415	180	235	-	-	-	-	-	-
6	Fischer	1130	1090	40	210	210	-	630	590	40	50	50	-	240	240	-	-	-	-	-	-	-
7	Dynastar	615	375	240	40	-	40	330	330	-	95	45	50	150	-	150	-	-	-	-	-	-
8	Van deer raa	570	570	-	-	-	-	405	405	-	165	165	-	-	-	-	-	-	-	-	-	-
9	Nordica	550	550	-	305	305	-	135	135	-	-	-	-	110	110	-	-	-	-	-	-	-
10	Kaestle	225	-	225	225	-	225	-	-	-	-	-	-	-	-	-	-	-	-	-	-	-
11	Voelkl	140	-	140	-	-	-	140	-	140	-	-	-	-	-	-	-	-	-	-	-	-
12	Blizzard	60	60	-	-	-	-	60	60	-	-	-	-	-	-	-	-	-	-	-	-	-