



AUDI FIS SKI WORLD CUP 2023/24



Aspen (USA)

9th Men's Slalom

ENTRY LIST BY NSA

Number of Competitors: 68, Number of NSAs: 19

NSA	FIS Code	Name	Date of Birth	FIS Points (29th of February 2024 - List 18)					AC
				DH	SL	GS	SG		
ARG (1)	30388	BIRKNER de MIGUEL Tomas	5 MAR 1997	84.20 (486)	25.57 (215)	31.17 (339)	69.11 (482)	291.06(1007)	
AUT (8)	54063	FELLER Manuel	13 OCT 1992	999.99(2149)	0.00 (1)	4.22 (8)	999.99(3671)	641.51(1455)	
	54444	GSTREIN Fabio	14 JUN 1997	999.99(2149)	5.31 (24)	28.27 (258)	144.23(1868)	189.00 (532)	
	54170	MATT Michael	13 MAY 1993	89.28 (535)	6.91 (31)	58.45(1324)	120.05(1433)	114.20 (192)	
	54348	PERTL Adrian	22 APR 1996	999.99(2149)	5.23 (23)	26.68 (204)	99.50(1046)	98.13 (128)	
	54729	PRAMSTALLER Kilian	18 AUG 2002	-	19.26 (72)	22.65 (105)	92.91 (895)	94.58 (114)	
	54252	RASCHNER Dominik	23 AUG 1994	-	2.15 (11)	19.96 (65)	195.42(2436)	231.57 (758)	
	54093	STROLZ Johannes	12 SEP 1992	24.00 (101)	6.49 (29)	41.91 (696)	51.64 (284)	1.50 (3)	
	54630	STURM Joshua	6 MAY 2001	-	11.14 (40)	19.30 (57)	157.13(2048)	-	
BEL (2)	60261	MAES Sam	7 JUN 1998	-	15.58 (50)	14.82 (26)	533.93(3557)	-	
	60253	MARCHANT Armand	14 DEC 1997	189.48(1519)	11.85 (42)	56.97(1273)	73.97 (558)	161.15 (400)	
BUL (1)	92720	POPOV Albert	8 AUG 1997	999.99(2149)	5.00 (22)	61.48(1455)	487.49(3532)	403.23(1272)	
CAN (3)	104577	ALKIER Justin	27 OCT 1998	-	20.66 (83)	21.53 (89)	37.83 (163)	192.60 (551)	
	104710	JORDAN Asher	23 NOV 1999	169.46(1368)	17.81 (61)	17.08 (46)	61.57 (386)	209.51 (640)	
	103729	READ Erik	31 MAY 1991	999.99(2149)	15.67 (53)	16.47 (41)	75.98 (590)	83.18 (84)	
CRO (4)	380377	KOLEGA Samuel	15 JAN 1999	63.56 (295)	3.15 (14)	39.60 (592)	85.69 (746)	57.35 (29)	
	380361	RODES Istok	27 JAN 1996	68.43 (330)	10.80 (38)	32.54 (374)	89.80 (834)	141.65 (320)	
	380334	VIDOVIC Matej	14 APR 1993	627.75(2119)	20.85 (88)	999.99(6038)	467.42(3505)	101.39 (140)	
	380335	ZUBCIC Filip	27 JAN 1993	53.73 (232)	6.72 (30)	2.82 (5)	49.73 (261)	105.56 (156)	
ESP (2)	491853	del CAMPO Juan	28 JUN 1994	999.99(2149)	12.98 (43)	34.15 (430)	160.25(2099)	471.96(1340)	
	491879	SALARICH Joaquim	2 JAN 1994	-	13.15 (44)	81.54(2207)	254.33(2892)	490.35(1362)	
FRA (6)	6190558	AMIEZ Steven	7 SEP 1998	604.67(2113)	4.78 (21)	120.69(3480)	650.57(3615)	999.99(1514)	
	6190628	ANGUENOT Leo	25 AUG 1998	999.99(2149)	21.05 (90)	15.00 (27)	134.45(1694)	119.75 (217)	
	6190909	DESGRIPPES Hugo	16 JAN 2000	132.42(1001)	19.40 (73)	50.56(1028)	81.56 (672)	66.13 (38)	
	193967	MUFFAT-JEANDET Victor	5 MAR 1989	32.48 (127)	24.98 (195)	12.44 (19)	44.04 (206)	23.54 (12)	
	6190403	NOEL Clement	3 MAY 1997	704.70(2135)	0.82 (9)	59.88(1398)	254.93(2899)	215.64 (664)	
	6190543	RASSAT Paco	13 NOV 1998	999.99(2149)	15.62 (52)	57.42(1293)	198.21(2457)	250.41 (843)	
GBR (3)	221223	MAJOR Billy	21 NOV 1996	411.20(2020)	11.82 (41)	79.70(2140)	440.78(3483)	504.03(1378)	
	220689	RYDING Dave	5 DEC 1986	-	3.31 (16)	999.99(6038)	-	-	
	221236	TAYLOR Laurie	10 FEB 1996	-	16.69 (56)	79.07(2126)	999.99(3671)	-	
GER (4)	202908	HIMMELSBACH Fabian	15 JUN 1999	219.51(1684)	21.33 (100)	45.09 (813)	203.43(2501)	183.14 (502)	
	202520	HOLZMANN Sebastian	22 MAR 1993	-	7.30 (33)	53.62(1149)	347.58(3305)	-	
	202451	STRASSER Linus	6 NOV 1992	86.03 (505)	0.00 (1)	44.56 (790)	105.98(1188)	53.00 (24)	
	202615	TREMMELE Anton	26 NOV 1994	109.68 (768)	15.08 (47)	58.47(1326)	130.26(1619)	143.28 (323)	

Aspen (USA)


9th Men's Slalom

ENTRY LIST BY NSA

Number of Competitors: 68, Number of NSAs: 19

NSA	FIS Code	Name	Date of Birth	FIS Points (29th of February 2024 - List 18)				
				DH	SL	GS	SG	AC
GRE (1)	6531063	GINNIS A.	17 NOV 1994	-	4.35 (18)	250.28(5265)	999.99(3671)	999.99(1514)
ITA (7)	6294327	BARBERA Corrado	14 NOV 2002	587.60(2108)	19.16 (70)	30.84 (326)	247.94(2840)	-
	6293775	DELLA VITE Filippo	4 OCT 2001	-	26.58 (243)	10.86 (17)	85.79 (749)	109.91 (173)
	293797	GROSS Stefano	4 SEP 1986	-	10.24 (37)	62.17(1487)	-	-
	6293252	KASTLUNGER Tobias	9 SEP 1999	80.57 (456)	10.96 (39)	22.91 (108)	43.62 (202)	48.85 (18)
	293098	RAZZOLI Giuliano	18 DEC 1984	-	3.18 (15)	999.99(6038)	-	-
	6291574	SALA Tommaso	6 SEP 1995	999.99(2149)	5.40 (25)	19.70 (60)	531.90(3554)	999.99(1514)
	6293171	VINATZER Alex	22 SEP 1999	685.26(2133)	4.50 (19)	17.37 (47)	394.28(3407)	839.37(1500)
JPN (1)	6300464	KOYAMA Yohei	31 MAY 1998	-	21.08 (91)	29.33 (288)	273.63(3026)	274.19 (948)
NOR (7)	422893	BRAEKKEN Theodor	26 FEB 2004	92.37 (562)	16.09 (54)	28.33 (261)	74.60 (571)	133.95 (279)
	422082	FOSS-SOLEVAAG Sebastian	13 JUL 1991	162.21(1297)	8.25 (34)	229.23(5092)	342.71(3289)	166.31 (426)
	422730	GUNLEIKSRUD Halvor Hilde	18 NOV 2000	392.84(2002)	15.00 (46)	20.10 (68)	114.53(1343)	559.74(1417)
	422507	HAUGAN Timon	27 DEC 1996	147.77(1160)	2.40 (13)	14.12 (24)	231.57(2716)	421.59(1289)
	422304	KRISTOFFERSEN Henrik	2 JUL 1994	326.43(1915)	0.00 (1)	0.71 (2)	85.26 (738)	89.67 (99)
	422732	McGRATH Atle Lie	21 APR 2000	98.18 (636)	0.40 (7)	10.60 (16)	17.04 (55)	10.37 (7)
	422766	STEEN OLSEN Alexander	18 AUG 2001	986.57(2147)	3.89 (17)	4.67 (9)	61.71 (387)	999.99(1514)
POL (1)	430762	JASICZEK Jdrzej	9 MAY 1997	-	22.59 (116)	113.60(3272)	-	-
SLO (1)	561378	MAROV Tijan	8 JUL 1998	419.90(2026)	18.64 (64)	57.86(1304)	235.71(2744)	222.87 (702)
SUI (8)	511983	AERNI Luca	27 MAR 1993	49.02 (199)	5.49 (26)	25.08 (172)	61.37 (380)	63.99 (37)
	512353	ITEN Matthias	12 AUG 1999	79.61 (445)	18.35 (63)	55.08(1202)	56.57 (338)	72.36 (50)
	512424	JANUTIN Fadri	16 JAN 2000	121.26 (877)	21.50 (103)	18.17 (49)	145.77(1892)	135.93 (292)
	512182	MEILLARD Loic	29 OCT 1996	45.98 (177)	2.31 (12)	1.05 (3)	10.30 (26)	17.28 (10)
	512203	NEF Tanguy	19 NOV 1996	845.99(2143)	8.87 (35)	32.86 (385)	167.48(2169)	574.16(1423)
	511899	ROCHAT Marc	18 DEC 1992	-	4.50 (19)	30.08 (298)	999.99(3671)	999.99(1514)
	511996	YULE Daniel	18 FEB 1993	79.25 (439)	0.00 (1)	46.94 (883)	117.66(1396)	73.70 (53)
	511902	ZENHAEUSERN Ramon	4 MAY 1992	-	0.00 (1)	103.32(2979)	531.08(3553)	344.79(1167)
SWE (3)	502617	AX SWARTZ Fabian	12 FEB 2004	-	15.14 (48)	22.60 (102)	-	-
	502433	HANSSON William	19 JUN 2001	999.99(2149)	20.49 (81)	16.36 (40)	251.07(2861)	-
	502015	JAKOBSEN Kristoffer	9 SEP 1994	-	2.05 (10)	55.26(1215)	-	-
USA (5)	6532790	NELSON Isaiah	3 APR 2001	25.34 (109)	21.18 (95)	16.32 (39)	17.68 (60)	74.52 (56)
	6532084	RADAMUS River	12 FEB 1998	38.47 (151)	70.58(1811)	13.29 (22)	16.75 (52)	9.94 (6)
	6532592	RITCHIE Benjamin	5 SEP 2000	-	15.61 (51)	35.40 (467)	152.10(1977)	165.32 (417)
	6532163	SEYMOUR Jett	5 NOV 1998	-	9.34 (36)	40.42 (627)	60.08 (367)	166.17 (425)
	6531936	WINTERS Luke	2 APR 1997	42.13 (165)	14.11 (45)	27.72 (241)	53.83 (309)	76.53 (62)

Legend:							
-	No points	AC	Alpine Combined	DH	Downhill	GS	Giant Slalom
SG	Super-G	SL	Slalom				





AUDI FIS SKI WORLD CUP 2023/24



Aspen (USA)



9th Men's Slalom

SUN 3 MAR 2024

DRAW LIST

Start Time 9:00

Number of Competitors: 68, Number of NSAs: 19

Rank 120 in the FIS List: PARK Je-Yun 22.78 FIS Points

No.	FIS Code	Name	NSA Code	WCSL-SL	WCSL-O	FIS-SL
1	54063	FELLER Manuel	AUT	737 (1)	985 (4)	0.00 (1)
2	202451	STRASSER Linus	GER	515 (2)	539 (13)	0.00 (1)
3	422304	KRISTOFFERSEN Henrik	NOR	491 (3)	969 (5)	0.00 (1)
4	6190403	NOEL Clement	FRA	484 (4)	484 (18)	0.82 (9)
5	511996	YULE Daniel	SUI	439 (5)	439 (22)	0.00 (1)
6	422507	HAUGAN Timon	NOR	399 (6)	590 (11)	2.40 (13)
7	512182	MEILLARD Loic	SUI	389 (7)	1042 (2)	2.31 (12)
8	220689	RYDING Dave	GBR	313 (8)	313 (31)	3.31 (16)
9	422732	McGRATH Atle Lie	NOR	298 (9)	635 (9)	0.40 (7)
10	511899	ROCHAT Marc	SUI	259 (11)	259 (41)	4.50 (19)
11	511902	ZENHAEUSERN Ramon	SUI	256 (12)	256 (42)	0.00 (1)
12	502015	JAKOBSEN Kristoffer	SWE	255 (13)	255 (45)	2.05 (10)
13	54444	GSTREIN Fabio	AUT	241 (14)	241 (46)	5.31 (24)
14	6291574	SALA Tommaso	ITA	203 (16)	203 (49)	5.40 (25)
15	6293171	VINATZER Alex	ITA	183 (17)	382 (25)	4.50 (19)
16	+ 500 422766	STEEN OLSEN Alexander	NOR	178 (19)	526 (14)	3.89 (17)
17	+ 500 380335	ZUBCIC Filip	CRO	94 (29)	510 (16)	6.72 (30)
18	92720	POPOV Albert	BUL	181 (18)	181 (52)	5.00 (22)
19	54252	RASCHNER Dominik	AUT	173 (20)	282 (38)	2.15 (11)
20	380377	KOLEGA Samuel	CRO	169 (21)	169 (57)	3.15 (14)
21	6190558	AMIEZ Steven	FRA	154 (22)	154 (62)	4.78 (21)
22	6531063	GINNIS A.	GRE	152 (23)	152 (63)	4.35 (18)
23	54170	MATT Michael	AUT	152 (23)	152 (63)	6.91 (31)
24	511983	AERNI Luca	SUI	132 (25)	139 (71)	5.49 (26)
25	54093	STROLZ Johannes	AUT	127 (26)	127 (75)	6.49 (29)
26	202520	HOLZMANN Sebastian	GER	121 (27)	121 (77)	7.30 (33)
27	54348	PERTL Adrian	AUT	111 (28)	161 (60)	5.23 (23)
28	380361	RODES Istok	CRO	79 (30)	79 (91)	10.80 (38)
29	422082	FOSS-SOLEVAAG Sebastian	NOR	78 (31)	78 (93)	8.25 (34)
30	293797	GROSS Stefano	ITA	65 (33)	65 (100)	10.24 (37)
31	293098	RAZZOLI Giuliano	ITA	9 (52)	9 (159)	3.18 (15)
32	512203	NEF Tanguy	SUI	58 (35)	58 (103)	8.87 (35)
33	6532163	SEYMOUR Jett	USA	33 (39)	33 (119)	9.34 (36)
34	6293252	KASTLUNGER Tobias	ITA	58 (35)	95 (84)	10.96 (39)
35	54630	STURM Joshua	AUT	6 (56)	14 (144)	11.14 (40)
36	221223	MAJOR Billy	GBR	59 (34)	59 (102)	11.82 (41)
37	60253	MARCHANT Armand	BEL	44 (37)	44 (112)	11.85 (42)
38	491853	del CAMPO Juan	ESP	25 (43)	25 (127)	12.98 (43)

DRAW LIST

Number of Competitors: 68, Number of NSAs: 19

Rank 120 in the FIS List: PARK Je-Yun 22.78 FIS Points

No.	FIS Code	Name	NSA Code	WCSL-SL	WCSL-O	FIS-SL
39	491879	SALARICH Joaquim	ESP	21 (45)	21 (133)	13.15 (44)
40	6531936	WINTERS Luke	USA	20 (46)	20 (135)	14.11 (45)
41	422730	GUNLEIKSRUD Halvor Hilde	NOR	-	7 (162)	15.00 (46)
42	202615	TREMMEL Anton	GER	33 (39)	33 (119)	15.08 (47)
43	502617	AX SWARTZ Fabian	SWE	11 (51)	11 (155)	15.14 (48)
44	60261	MAES Sam	BEL	30 (42)	158 (61)	15.58 (50)
45	6532592	RITCHIE Benjamin	USA	24 (44)	24 (129)	15.61 (51)
46	6190543	RASSAT Paco	FRA	31 (41)	31 (121)	15.62 (52)
47	103729	READ Erik	CAN	43 (38)	89 (87)	15.67 (53)
48	422893	BRAEKKEN Theodor	NOR	6 (56)	6 (166)	16.09 (54)
49	221236	TAYLOR Laurie	GBR	17 (47)	17 (139)	16.69 (56)
50	104710	JORDAN Asher	CAN	-	2 (184)	17.81 (61)
51	512353	ITEN Matthias	SUI	-	-	18.35 (63)
52	561378	MAROV Tijan	SLO	-	-	18.64 (64)
53	6294327	BARBERA Corrado	ITA	-	-	19.16 (70)
54	54729	PRAMSTALLER Kilian	AUT	-	-	19.26 (72)
55	6190909	DESGRIPPES Hugo	FRA	7 (55)	7 (162)	19.40 (73)
56	502433	HANSSON William	SWE	-	5 (169)	20.49 (81)
57	104577	ALKIER Justin	CAN	-	-	20.66 (83)
58	380334	VIDOVIC Matej	CRO	-	-	20.85 (88)
59	6190628	ANGUENOT Leo	FRA	5 (58)	89 (87)	21.05 (90)
60	6300464	KOYAMA Yohei	JPN	2 (62)	2 (184)	21.08 (91)
61	6532790	NELSON Isaiah	USA	-	-	21.18 (95)
62	202908	HIMMELSBACH Fabian	GER	-	-	21.33 (100)
63	512424	JANUTIN Fadri	SUI	-	74 (94)	21.50 (103)
64	430762	JASICZEK Jędrzej	POL	-	-	22.59 (116)
65	193967	MUFFAT-JEANDET Victor	FRA	5 (58)	51 (105)	>24.98 (195)
66	30388	BIRKNER de MIGUEL Tomas	ARG	-	-	>25.57 (215)
67	6293775	DELLA VITE Filippo	ITA	-	127 (75)	>26.58 (243)
68	6532084	RADAMUS River	USA	12 (49)	367 (27)	>70.58 (1811)

Legend:			
-	No points	+ 500	At least 500 points on WCSL-O after 15th place or after 30th place
>	Greater than 120th rank in the FIS points list	FIS-SL	FIS points for Slalom (18th FIS points list 2023/2024)
		WCSL-O	Overall FIS World Cup Start List points
WCSL-SL	FIS World Cup Start List points for Slalom		



AUDI FIS SKI WORLD CUP 2023/24



Aspen (USA)

9th Men's Slalom


SUN 3 MAR 2024

Start Time 10:00

START LIST RUN 1

Number of Competitors: 68, Number of NSAs: 19

Bib	FIS Code	Name	Year of Birth	NSA Code	Time	Ski
1	54063	FELLER Manuel	1992	AUT	_____	Atomic
2	422304	KRISTOFFERSEN Henrik	1994	NOR	_____	Van deer
3	512182	MEILLARD Loic	1996	SUI	_____	racing
4	422507	HAUGAN Timon	1996	NOR	_____	Rossignol
5	202451	STRASSER Linus	1992	GER	_____	Van deer
6	6190403	NOEL Clement	1997	FRA	_____	racing
7	511996	YULE Daniel	1993	SUI	_____	Rossignol
8	6293171	VINATZER Alex	1999	ITA	_____	Dynastar
9	220689	RYDING Dave	1986	GBR	_____	Fischer
10	54444	GSTREIN Fabio	1997	AUT	_____	Fischer
11	502015	JAKOBSEN Kristoffer	1994	SWE	_____	Atomic
12	6291574	SALA Tommaso	1995	ITA	_____	Fischer
13	422732	McGRATH Atle Lie	2000	NOR	_____	Head
14	511899	ROCHAT Marc	1992	SUI	_____	Dynastar
15	511902	ZENHAEUSERN Ramon	1992	SUI	_____	Head
-----break-----						
16	422766	STEEN OLSEN Alexander	2001	NOR	_____	Nordica
17	380335	ZUBCIC Filip	1993	CRO	_____	Rossignol
18	92720	POPOV Albert	1997	BUL	_____	Atomic
19	54252	RASCHNER Dominik	1994	AUT	_____	Head
20	380377	KOLEGA Samuel	1999	CRO	_____	Fischer
21	6190558	AMIEZ Steven	1998	FRA	_____	Rossignol
22	6531063	GINNIS A.	1994	GRE	_____	Rossignol
-----break-----						
23	54170	MATT Michael	1993	AUT	_____	Fischer
24	511983	AERNI Luca	1993	SUI	_____	Blizzard
25	54093	STROLZ Johannes	1992	AUT	_____	Fischer
26	202520	HOLZMANN Sebastian	1993	GER	_____	Head
27	54348	PERTL Adrian	1996	AUT	_____	Voelkl
28	380361	RODES Istok	1996	CRO	_____	Voelkl
29	422082	FOSS-SOLEVAAG Sebastian	1991	NOR	_____	Voelkl
30	293797	GROSS Stefano	1986	ITA	_____	Voelkl
-----break-----						
31	293098	RAZZOLI Giuliano	1984	ITA	_____	Voelkl
32	512203	NEF Tanguy	1996	SUI	_____	Fischer
33	6532163	SEYMOUR Jett	1998	USA	_____	Atomic
34	6293252	KASTLUNGER Tobias	1999	ITA	_____	Fischer
35	54630	STURM Joshua	2001	AUT	_____	Head
36	221223	MAJOR Billy	1996	GBR	_____	Voelkl
37	60253	MARCHANT Armand	1997	BEL	_____	Fischer
38	491853	del CAMPO Juan	1994	ESP	_____	Head
39	491879	SALARICH Joaquim	1994	ESP	_____	Atomic
40	6531936	WINTERS Luke	1997	USA	_____	Rossignol
41	422730	GUNLEIKSRUD Halvor Hilde	2000	NOR	_____	Rossignol
42	202615	TREMMELE Anton	1994	GER	_____	Head
					_____	Nordica



Aspen (USA)

9th Men's Slalom

SUN 3 MAR 2024

START LIST RUN 1

Start Time 10:00

Number of Competitors: 68, Number of NSAs: 19

Bib	FIS Code	Name	Year of Birth	NSA Code	Time	Ski
43	502617	AX SWARTZ Fabian	2004	SWE		Van deer racing
44	60261	MAES Sam	1998	BEL		Voelkl
45	6532592	RITCHIE Benjamin	2000	USA		Dynastar
46	6190543	RASSAT Paco	1998	FRA		Salomon
47	103729	READ Erik	1991	CAN		Atomic
48	422893	BRAEKKEN Theodor	2004	NOR		Atomic
49	221236	TAYLOR Laurie	1996	GBR		Head
50	104710	JORDAN Asher	1999	CAN		Atomic
51	512353	ITEN Matthias	1999	SUI		Head
52	561378	MAROV Tijan	1998	SLO		Head
53	6294327	BARBERA Corrado	2002	ITA		Fischer
54	54729	PRAMSTALLER Kilian	2002	AUT		Blizzard
55	6190909	DESGRIPPES Hugo	2000	FRA		Dynastar
56	502433	HANSSON William	2001	SWE		Rossignol
57	104577	ALKIER Justin	1998	CAN		Rossignol
58	380334	VIDOVIC Matej	1993	CRO		Head
59	6190628	ANGUENOT Leo	1998	FRA		Rossignol
60	6300464	KOYAMA Yohei	1998	JPN		Head
61	6532790	NELSON Isaiah	2001	USA		Rossignol
62	202908	HIMMELSBACH Fabian	1999	GER		Nordica
63	512424	JANUTIN Fadri	2000	SUI		Fischer
64	430762	JASICZEK Jędrzej	1997	POL		Blizzard
65	193967	MUFFAT-JEANDET Victor	1989	FRA		Salomon
66	30388	BIRKNER de MIGUEL Tomas	1997	ARG		
67	6293775	DELLA VITE Filippo	2001	ITA		Rossignol
68	6532084	RADAMUS River	1998	USA		Rossignol

Jury

FIS Technical Delegate	LASHLEY Bradford	CAN
Referee	WALDNER Markus	FIS
Assistant Referee	HLADNIK Janez	FIS
Chief of Race	HANCOCK Jim	USA

Technical Data

Course Name	Lower Ruthies Run
Start Altitude	2685m
Finish Altitude	2470m
Vertical Drop	215m
Homologation Number	13766/11/20

Race Information Run 1

Course Setter	GLASSE-DAVIES Tristan	GBR
Gates/Turning Gates	64/63	
Start Time	10:00	

Race Information Run 2

Course Setter	JORIS Matteo	SUI
Gates/Turning Gates	64/63	
Start Time	13:00	

Forerunners:

Run 1:	F1 - PALMQUIST Camden	USA	F2 - PUCKETT Cooper	USA	F3 - POULTER Jay	USA
Run 2:	F1 - PALMQUIST Camden	USA	F2 - PUCKETT Cooper	USA	F3 - POULTER Jay	USA

Legend:

YB Year of Birth



AUDI FIS SKI WORLD CUP 2023/24



Aspen (USA)



9th Men's Slalom

SUN 3 MAR 2024

OFFICIAL RESULTS RUN 1

Start Time 10:00

Number of Competitors: 68, Number of NSAs: 19

Rank	Bib	FIS Code	Name	YB	NSA Code	Time	Difference	Ski
1	6	6190403	NOEL Clement	1997	FRA	52.39		Dynastar
2	3	512182	MEILLARD Loic	1996	SUI	52.66	0.27	Rossignol
3	2	422304	KRISTOFFERSEN Henrik	1994	NOR	53.46	1.07	Van deer racing
4	16	422766	STEEN OLSEN Alexander	2001	NOR	53.50	1.11	Rossignol
5	9	220689	RYDING Dave	1986	GBR	53.67	1.28	Fischer
6	5	202451	STRASSER Linus	1992	GER	53.76	1.37	Rossignol
7	7	511996	YULE Daniel	1993	SUI	53.89	1.50	Fischer
8	12	6291574	SALA Tommaso	1995	ITA	53.91	1.52	Dynastar
9	37	60253	MARCHANT Armand	1997	BEL	53.94	1.55	Head
9	1	54063	FELLER Manuel	1992	AUT	53.94	1.55	Atomic
11	10	54444	GSTREIN Fabio	1997	AUT	53.99	1.60	Atomic
12	14	511899	ROCHAT Marc	1992	SUI	54.18	1.79	Nordica
13	25	54093	STROLZ Johannes	1992	AUT	54.22	1.83	Head
14	21	6190558	AMIEZ Steven	1998	FRA	54.48	2.09	Rossignol
15	24	511983	AERNI Luca	1993	SUI	54.56	2.17	Fischer
16	28	380361	RODES Istok	1996	CRO	54.69	2.30	Voelkl
17	19	54252	RASCHNER Dominik	1994	AUT	54.75	2.36	Fischer
18	4	422507	HAUGAN Timon	1996	NOR	54.76	2.37	Van deer racing
19	49	221236	TAYLOR Laurie	1996	GBR	54.91	2.52	Head
20	38	491853	del CAMPO Juan	1994	ESP	55.12	2.73	Atomic
21	33	6532163	SEYMOUR Jett	1998	USA	55.13	2.74	Fischer
22	23	54170	MATT Michael	1993	AUT	55.32	2.93	Blizzard
23	40	6531936	WINTERS Luke	1997	USA	55.38	2.99	Rossignol
24	54	54729	PRAMSTALLER Kilian	2002	AUT	55.42	3.03	Blizzard
25	35	54630	STURM Joshua	2001	AUT	55.51	3.12	Voelkl
26	26	202520	HOLZMANN Sebastian	1993	GER	55.64	3.25	Voelkl
27	8	6293171	VINATZER Alex	1999	ITA	55.73	3.34	Atomic
28	29	422082	FOSS-SOLEVAAG Sebastian	1991	NOR	55.77	3.38	Voelkl
29	45	6532592	RITCHIE Benjamin	2000	USA	55.90	3.51	Dynastar
30	17	380335	ZUBCIC Filip	1993	CRO	55.91	3.52	Atomic

DID NOT QUALIFY FOR RUN 2: 9 competitors

31	58	380334	VIDOVIC Matej	1993	CRO	56.01	3.62	Head
32	30	293797	GROSS Stefano	1986	ITA	56.03	3.64	Voelkl
33	55	6190909	DESGRIPPES Hugo	2000	FRA	56.14	3.75	Dynastar
34	68	6532084	RADAMUS River	1998	USA	56.45	4.06	Rossignol
35	65	193967	MUFFAT-JEANDET Victor	1989	FRA	56.54	4.15	Salomon
36	47	103729	READ Erik	1991	CAN	56.73	4.34	Atomic
37	57	104577	ALKIER Justin	1998	CAN	56.78	4.39	Rossignol
38	34	6293252	KASTLUNGER Tobias	1999	ITA	56.84	4.45	Head
39	39	491879	SALARICH Joaquim	1994	ESP	57.06	4.67	Rossignol

DID NOT FINISH RUN 1: 25 competitors

11	502015	JAKOBSEN Kristoffer	1994	SWE				Fischer
13	422732	McGRATH Atle Lie	2000	NOR				Head
15	511902	ZENHAEUSERN Ramon	1992	SUI				Rossignol

Aspen (USA)

9th Men's Slalom

SUN 3 MAR 2024

OFFICIAL RESULTS RUN 1

Start Time 10:00

Number of Competitors: 68, Number of NSAs: 19

Rank	Bib	FIS Code	Name	YB	NSA Code	Time	Difference	Ski
	18	92720	POPOV Albert	1997	BUL			Head
	20	380377	KOLEGA Samuel	1999	CRO			Rossignol
	22	6531063	GINNIS A.	1994	GRE			Fischer
	27	54348	PERTL Adrian	1996	AUT			Voelkl
	31	293098	RAZZOLI Giuliano	1984	ITA			Fischer
	32	512203	NEF Tanguy	1996	SUI			Atomic
	36	221223	MAJOR Billy	1996	GBR			Fischer
	41	422730	GUNLEIKSRUD Halvor Hilde	2000	NOR			Head
	43	502617	AX SWARTZ Fabian	2004	SWE			Van deer racing
	44	60261	MAES Sam	1998	BEL			Voelkl
	46	6190543	RASSAT Paco	1998	FRA			Salomon
	48	422893	BRAEKKEN Theodor	2004	NOR			Atomic
	51	512353	ITEN Matthias	1999	SUI			Head
	52	561378	MAROV Tijan	1998	SLO			Head
	53	6294327	BARBERA Corrado	2002	ITA			Fischer
	56	502433	HANSSON William	2001	SWE			Rossignol
	59	6190628	ANGUENOT Leo	1998	FRA			Rossignol
	60	6300464	KOYAMA Yohei	1998	JPN			Head
	61	6532790	NELSON Isaiah	2001	USA			Rossignol
	62	202908	HIMMELSBACH Fabian	1999	GER			Nordica
	64	430762	JASICZEK Jędrzej	1997	POL			Blizzard
	66	30388	BIRKNER de MIGUEL Tomas	1997	ARG			

DISQUALIFIED RUN 1: 1 competitor

42	202615	TREMME Anton	1994	GER	Gate 61	Rule 629.3	Nordica
----	--------	---------------------	------	-----	---------	------------	---------

DID NOT START RUN 1: 3 competitors

50	104710	JORDAN Asher	1999	CAN			Atomic
63	512424	JANUTIN Fadri	2000	SUI			Fischer
67	6293775	DELLA VITE Filippo	2001	ITA			Rossignol

Reason for disqualification:

629.3 Does not pass through a gate correctly

Jury

FIS Technical Delegate	LASHLEY Bradford	CAN
Referee	WALDNER Markus	FIS
Assistant Referee	HLADNIK Janez	FIS
Chief of Race	HANCOCK Jim	USA

Technical Data

Course Name	Lower Ruthies Run
Start Altitude	2685m
Finish Altitude	2470m
Vertical Drop	215m
Homologation Number	13766/11/20

Race Information Run 1

Course Setter	GLASSE-DAVIES Tristan	GBR
Gates/Turning Gates	64/63	
Start Time	10:00	

Race Information Run 2

Course Setter	JORIS Matteo	SUI
Gates/Turning Gates		
Start Time	13:00	

Forerunners:

Run 1:	F1 - PALMQUIST Camden	USA	F2 - PUCKETT Cooper	USA	F3 - POULTER Jay	USA
Run 2:	F1 - PALMQUIST Camden	USA	F2 - PUCKETT Cooper	USA	F3 - POULTER Jay	USA

Conditions on course:

Run 1	LIGHT SNOW	Snow:	PACKED POWDER	Temperature - Start:	-7°C	Temperature - Finish:	-5°C
--------------	------------	--------------	---------------	-----------------------------	------	------------------------------	------

Legend:

YB Year of Birth



AUDI FIS SKI WORLD CUP 2023/24



Aspen (USA)



9th Men's Slalom

SUN 3 MAR 2024

START LIST RUN 2

Start Time 13:00

Number of Competitors: 30, Number of NSAs: 11

Start Order	Bib	FIS Code	Name	Year of Birth	NSA Code	Run 1	Diff.	Rank	Run 2	Total	Ski
1	17	380335	ZUBCIC Filip	1993	CRO	55.91	3.52	30			Atomic
2	45	6532592	RITCHIE Benjamin	2000	USA	55.90	3.51	29			Dynastar
3	29	422082	FOSS-SOLEVAAG Sebastian	1991	NOR	55.77	3.38	28			Voelkl
4	8	6293171	VINATZER Alex	1999	ITA	55.73	3.34	27			Atomic
5	26	202520	HOLZMANN Sebastian	1993	GER	55.64	3.25	26			Voelkl
6	35	54630	STURM Joshua	2001	AUT	55.51	3.12	25			Voelkl
7	54	54729	PRAMSTALLER Kilian	2002	AUT	55.42	3.03	24			Blizzard
8	40	6531936	WINTERS Luke	1997	USA	55.38	2.99	23			Rossignol
9	23	54170	MATT Michael	1993	AUT	55.32	2.93	22			Blizzard
10	33	6532163	SEYMOUR Jett	1998	USA	55.13	2.74	21			Fischer
11	38	491853	del CAMPO Juan	1994	ESP	55.12	2.73	20			Atomic
12	49	221236	TAYLOR Laurie	1996	GBR	54.91	2.52	19			Head
13	4	422507	HAUGAN Timon	1996	NOR	54.76	2.37	18			Van deer
14	19	54252	RASCHNER Dominik	1994	AUT	54.75	2.36	17			racing Fischer
15	28	380361	RODES Istok	1996	CRO	54.69	2.30	16			Voelkl
----- break -----											
16	24	511983	AERNI Luca	1993	SUI	54.56	2.17	15			Fischer
17	21	6190558	AMIEZ Steven	1998	FRA	54.48	2.09	14			Rossignol
18	25	54093	STROLZ Johannes	1992	AUT	54.22	1.83	13			Head
19	14	511899	ROCHAT Marc	1992	SUI	54.18	1.79	12			Nordica
20	10	54444	GSTREIN Fabio	1997	AUT	53.99	1.60	11			Atomic
21	1	54063	FELLER Manuel	1992	AUT	53.94	1.55	9			Atomic
22	37	60253	MARCHANT Armand	1997	BEL	53.94	1.55	9			Head
----- break -----											
23	12	6291574	SALA Tommaso	1995	ITA	53.91	1.52	8			Dynastar
24	7	511996	YULE Daniel	1993	SUI	53.89	1.50	7			Fischer
25	5	202451	STRASSER Linus	1992	GER	53.76	1.37	6			Rossignol
26	9	220689	RYDING Dave	1986	GBR	53.67	1.28	5			Fischer
27	16	422766	STEEN OLSEN Alexander	2001	NOR	53.50	1.11	4			Rossignol
28	2	422304	KRISTOFFERSEN Henrik	1994	NOR	53.46	1.07	3			Van deer
29	3	512182	MEILLARD Loic	1996	SUI	52.66	0.27	2			racing Rossignol
30	6	6190403	NOEL Clement	1997	FRA	52.39		1			Dynastar

Jury

FIS Technical Delegate	LASHLEY Bradford	CAN
Referee	WALDNER Markus	FIS
Assistant Referee	HLADNIK Janez	FIS
Chief of Race	HANCOCK Jim	USA

Technical Data

Course Name	Lower Ruthies Run
Start Altitude	2685m
Finish Altitude	2470m
Vertical Drop	215m
Homologation Number	13766/11/20

Race Information Run 1

Course Setter	GLASSE-DAVIES Tristan	GBR
Gates/Turning Gates	64/63	
Start Time	10:00	

Race Information Run 2

Course Setter	JORIS Matteo	SUI
Gates/Turning Gates		
Start Time	13:00	

Forerunners:

Run 1:	F1 - PALMQUIST Camden	USA	F2 - PUCKETT Cooper	USA	F3 - POULTER Jay	USA
Run 2:	F1 - PALMQUIST Camden	USA	F2 - PUCKETT Cooper	USA	F3 - POULTER Jay	USA



AUDI FIS SKI WORLD CUP 2023/24



Aspen (USA)



9th Men's Slalom

SUN 3 MAR 2024

Start Time 13:00

OFFICIAL RESULTS

Number of Competitors: 68, Number of NSAs: 19

Penalty applied: 0.00

Rank	Bib	FIS Code	Name	YB	NSA Code	Run 1		Run 2		Total	Diff.	Race Points	Ski
						Time	Rank	Time	Rank				
1	3	512182	MEILLARD Loic	1996	SUI	52.66	(2)	50.07	(8)	1:42.73		0.00	Rossignol
2	5	202451	STRASSER Linus	1992	GER	53.76	(6)	49.86	(4)	1:43.62	0.89	6.32	Rossignol
3	2	422304	KRISTOFFERSEN Henrik	1994	NOR	53.46	(3)	50.44	(14)	1:43.90	1.17	8.31	Van deer racing
4	25	54093	STROLZ Johannes	1992	AUT	54.22	(13)	49.79	(3)	1:44.01	1.28	9.10	Head
5	1	54063	FELLER Manuel	1992	AUT	53.94	(9)	50.14	(9)	1:44.08	1.35	9.59	Atomic
6	4	422507	HAUGAN Timon	1996	NOR	54.76	(18)	49.50	(2)	1:44.26	1.53	10.87	Van deer racing
7	9	220689	RYDING Dave	1986	GBR	53.67	(5)	50.60	(18)	1:44.27	1.54	10.94	Fischer
8	49	221236	TAYLOR Laurie	1996	GBR	54.91	(19)	49.43	(1)	1:44.34	1.61	11.44	Head
9	21	6190558	AMIEZ Steven	1998	FRA	54.48	(14)	49.89	(7)	1:44.37	1.64	11.65	Rossignol
10	10	54444	GSTREIN Fabio	1997	AUT	53.99	(11)	50.47	(16)	1:44.46	1.73	12.29	Atomic
11	14	511899	ROCHAT Marc	1992	SUI	54.18	(12)	50.33	(11)	1:44.51	1.78	12.65	Nordica
12	37	60253	MARCHANT Armand	1997	BEL	53.94	(9)	50.69	(19)	1:44.63	1.90	13.50	Head
13	16	422766	STEEN OLSEN Alexander	2001	NOR	53.50	(4)	51.23	(24)	1:44.73	2.00	14.21	Rossignol
14	24	511983	AERNI Luca	1993	SUI	54.56	(15)	50.22	(10)	1:44.78	2.05	14.57	Fischer
15	28	380361	RODES Istok	1996	CRO	54.69	(16)	50.41	(13)	1:45.10	2.37	16.84	Voelkl
16	12	6291574	SALA Tommaso	1995	ITA	53.91	(8)	51.42	(25)	1:45.33	2.60	18.48	Dynastar
17	38	491853	del CAMPO Juan	1994	ESP	55.12	(20)	50.33	(11)	1:45.45	2.72	19.33	Atomic
18	19	54252	RASCHNER Dominik	1994	AUT	54.75	(17)	50.84	(21)	1:45.59	2.86	20.32	Fischer
18	8	6293171	VINATZER Alex	1999	ITA	55.73	(27)	49.86	(4)	1:45.59	2.86	20.32	Atomic
20	29	422082	FOSS-SOLEVAAG Sebastian	1991	NOR	55.77	(28)	49.88	(6)	1:45.65	2.92	20.75	Voelkl
21	35	54630	STURM Joshua	2001	AUT	55.51	(25)	50.54	(17)	1:46.05	3.32	23.59	Voelkl
22	54	54729	PRAMSTALLER Kilian	2002	AUT	55.42	(24)	50.83	(20)	1:46.25	3.52	25.01	Blizzard
23	17	380335	ZUBCIC Filip	1993	CRO	55.91	(30)	50.44	(14)	1:46.35	3.62	25.72	Atomic
24	26	202520	HOLZMANN Sebastian	1993	GER	55.64	(26)	50.95	(22)	1:46.59	3.86	27.43	Voelkl
25	33	6532163	SEYMOUR Jett	1998	USA	55.13	(21)	51.60	(27)	1:46.73	4.00	28.42	Fischer
26	23	54170	MATT Michael	1993	AUT	55.32	(22)	51.42	(25)	1:46.74	4.01	28.50	Blizzard
27	45	6532592	RITCHIE Benjamin	2000	USA	55.90	(29)	50.98	(23)	1:46.88	4.15	29.49	Dynastar
28	7	511996	YULE Daniel	1993	SUI	53.89	(7)	53.16	(28)	1:47.05	4.32	30.70	Fischer

DID NOT FINISH RUN 2: 2 competitors

6	6190403	NOEL Clement	1997	FRA									Dynastar
40	6531936	WINTERS Luke	1997	USA									Rossignol

DID NOT QUALIFY FOR RUN 2: 9 competitors

58	380334	VIDOVIC Matej	1993	CRO	56.01	(31)							Head
30	293797	GROSS Stefano	1986	ITA	56.03	(32)							Voelkl
55	6190909	DESGRIPPES Hugo	2000	FRA	56.14	(33)							Dynastar
68	6532084	RADAMUS River	1998	USA	56.45	(34)							Rossignol
65	193967	MUFFAT-JEANDET Victor	1989	FRA	56.54	(35)							Salomon
47	103729	READ Erik	1991	CAN	56.73	(36)							Atomic
57	104577	ALKIER Justin	1998	CAN	56.78	(37)							Rossignol
34	6293252	KASTLUNGER Tobias	1999	ITA	56.84	(38)							Head
39	491879	SALARICH Joaquim	1994	ESP	57.06	(39)							Rossignol

DID NOT FINISH RUN 1: 25 competitors

11	502015	JAKOBSEN Kristoffer	1994	SWE									Fischer
13	422732	McGRATH Atle Lie	2000	NOR									Head

OFFICIAL RESULTS

Number of Competitors: 68, Number of NSAs: 19

Penalty applied: 0.00

Rank	Bib	FIS Code	Name	YB	NSA Code	Run 1	Run 2	Total	Diff.	Race Points	Ski
						Time Rank	Time Rank				
15	511902	ZENHAEUSERN Ramon	1992	SUI							Rossignol
18	92720	POPOV Albert	1997	BUL							Head
20	380377	KOLEGA Samuel	1999	CRO							Rossignol
22	6531063	GINNIS A.	1994	GRE							Fischer
27	54348	PERTL Adrian	1996	AUT							Voelkl
31	293098	RAZZOLI Giuliano	1984	ITA							Fischer
32	512203	NEF Tanguy	1996	SUI							Atomic
36	221223	MAJOR Billy	1996	GBR							Fischer
41	422730	GUNLEIKSRUD Halvor Hilde	2000	NOR							Head
43	502617	AX SWARTZ Fabian	2004	SWE							Van deer racing
44	60261	MAES Sam	1998	BEL							Voelkl
46	6190543	RASSAT Paco	1998	FRA							Salomon
48	422893	BRAEKKEN Theodor	2004	NOR							Atomic
51	512353	ITEN Matthias	1999	SUI							Head
52	561378	MAROV Tijan	1998	SLO							Head
53	6294327	BARBERA Corrado	2002	ITA							Fischer
56	502433	HANSSON William	2001	SWE							Rossignol
59	6190628	ANGUENOT Leo	1998	FRA							Rossignol
60	6300464	KOYAMA Yohei	1998	JPN							Head
61	6532790	NELSON Isaiah	2001	USA							Rossignol
62	202908	HIMMELSBACH Fabian	1999	GER							Nordica
64	430762	JASICZEK Jędrzej	1997	POL							Blizzard
66	30388	BIRKNER de MIGUEL Tomas	1997	ARG							

DISQUALIFIED RUN 1: 1 competitor

42	202615	TREMMEL Anton	1994	GER	Gate 61		Rule 629.3		Nordica
----	--------	---------------	------	-----	---------	--	------------	--	---------

DID NOT START RUN 1: 3 competitors

50	104710	JORDAN Asher	1999	CAN					Atomic
63	512424	JANUTIN Fadri	2000	SUI					Fischer
67	6293775	DELLA VITE Filippo	2001	ITA					Rossignol

Reason for disqualification:

629.3 Does not pass through a gate correctly

Jury

FIS Technical Delegate	LASHLEY Bradford	CAN
Referee	WALDNER Markus	FIS
Assistant Referee	HLADNIK Janez	FIS
Chief of Race	HANCOCK Jim	USA

Technical Data

Course Name	Lower Ruthies Run
Start Altitude	2685m
Finish Altitude	2470m
Vertical Drop	215m
Homologation Number	13766/11/20

Race Information Run 1

Course Setter	GLASSE-DAVIES Tristan	GBR
Gates/Turning Gates	64/63	
Start Time	10:00	

Race Information Run 2

Course Setter	JORIS Matteo	SUI
Gates/Turning Gates	64/63	
Start Time	13:00	

Forerunners:

Run 1:	F1 - PALMQUIST Camden	USA	F2 - PUCKETT Cooper	USA	F3 - POULTER Jay	USA
Run 2:	F1 - PALMQUIST Camden	USA	F2 - PUCKETT Cooper	USA	F3 - POULTER Jay	USA

Conditions on course:

Run 1	LIGHT SNOW	Snow:	PACKED POWDER	Temperature - Start:	-7°C	Temperature - Finish:	-5°C
Run 2	MOSTLY CLOUDY	Snow:	PACKED POWDER	Temperature - Start:	-3°C	Temperature - Finish:	-2°C

Legend:

YB Year of Birth



AUDI FIS SKI WORLD CUP 2023/24



Aspen (USA)

9th Men's Slalom

SUN 3 MAR 2024

Start Time 10:00



PENALTY CALCULATION

Best 10 at Finish

F-factor: 730

Rank	Bib	FIS Code	Name	NSA Code	FIS Points	Best 5	Race Points
1	3	512182	MEILLARD Loic	SUI	2.31	2.31	0.00
2	5	202451	STRASSER Linus	GER	0.00	0.00	6.32
3	2	422304	KRISTOFFERSEN Henrik	NOR	0.00	0.00	8.31
4	25	54093	STROLZ Johannes	AUT	6.49		
5	1	54063	FELLER Manuel	AUT	0.00	0.00	9.59
6	4	422507	HAUGAN Timon	NOR	2.40	2.40	10.87
7	9	220689	RYDING Dave	GBR	3.31		
8	49	221236	TAYLOR Laurie	GBR	16.69		
9	21	6190558	AMIEZ Steven	FRA	4.78		
10	10	54444	GSTREIN Fabio	AUT	5.31		

Best 5 FIS Points Started

Rank	Bib	FIS Code	Name	NSA Code	FIS Points
2	5	202451	STRASSER Linus	GER	0.00
3	2	422304	KRISTOFFERSEN Henrik	NOR	0.00
5	1	54063	FELLER Manuel	AUT	0.00
28	7	511996	YULE Daniel	SUI	0.00
DNF	15	511902	ZENHAEUSERN Ramon	SUI	0.00

TOTALS:

FIS Points of Best 5 Started (B)	0.00	
FIS Points of Best 5 at Finish in Top 10 (A)		4.71
Race Points of Corresponding Competitors (C)		35.09
Calculated Penalty (A+B-C):10 =>	-3.038	
Rounded	-3.04	
Category Adder	0.00	
Correction Value (Z)	0.00	
Calculated Penalty	-3.04	
Penalty Applied	0.00	

Legend: DNF Did not finish





AUDI FIS SKI WORLD CUP 2023/24



Aspen (USA)

9th Men's Slalom


SUN 3 MAR 2024

Start Time 13:00

PERFORMANCE ANALYSIS BY RANK

Number of Competitors: 28 Number of NSAs: 11

Rank	Bib	Name Ski	NSA Code	Positions				Partial		Difference Time	
				Pos	Time	Rank	Pos	Time	Rank		
1	3	MEILLARD Loic Rossignol	SUI	Run 1:	Int1:	12.59	(1)	I1-I2:	16.40	(4)	0.00
					Int2:	28.99	(1)	I2-I3:	11.84	(6)	0.00
					Int3:	40.83	(2)	I3-Fin:	11.83	(2)	0.11
					Fin:	52.66	(2)				0.27
				Run 2:	Int1:	12.71	(1)	I1-I2:	14.87	(12)	0.00
					Int2:	27.58	(5)	I2-I3:	11.66	(15)	0.44
					Int3:	39.24	(5)	I3-Fin:	10.83	(19)	0.45
					Fin:	50.07	(8)				0.64
				Total:	Int1:	1:05.37	(1)				0.00
					Int2:	1:20.24	(1)				0.00
					Int3:	1:31.90	(1)				0.00
					Fin:	1:42.73	(1)				0.00
				2	5	STRASSER Linus Rossignol	GER	Run 1:	Int1:	12.92	(6)
	Int2:	28.99	(1)					I2-I3:	12.35	(29)	0.00
	Int3:	41.34	(3)					I3-Fin:	12.42	(23)	0.62
	Fin:	53.76	(6)								1.37
Run 2:	Int1:	12.94	(5)					I1-I2:	14.48	(2)	0.23
	Int2:	27.42	(3)					I2-I3:	11.59	(9)	0.28
	Int3:	39.01	(3)					I3-Fin:	10.85	(20)	0.22
	Fin:	49.86	(4)								0.43
Total:	Int1:	1:06.70	(3)								1.33
	Int2:	1:21.18	(2)								0.94
	Int3:	1:32.77	(2)								0.87
	Fin:	1:43.62	(2)								0.89
3	2	KRISTOFFERSEN Henrik Van deer racing	NOR					Run 1:	Int1:	12.78	(4)
					Int2:	29.48	(4)	I2-I3:	12.00	(13)	0.49
					Int3:	41.48	(6)	I3-Fin:	11.98	(3)	0.76
					Fin:	53.46	(3)				1.07
				Run 2:	Int1:	13.11	(13)	I1-I2:	15.00	(19)	0.40
					Int2:	28.11	(16)	I2-I3:	11.52	(8)	0.97
					Int3:	39.63	(11)	I3-Fin:	10.81	(18)	0.84
					Fin:	50.44	(14)				1.01
				Total:	Int1:	1:06.57	(2)				1.20
					Int2:	1:21.57	(3)				1.33
					Int3:	1:33.09	(3)				1.19
					Fin:	1:43.90	(3)				1.17



Aspen (USA)

9th Men's Slalom

SUN 3 MAR 2024

PERFORMANCE ANALYSIS BY RANK

Start Time 13:00

Number of Competitors: 28 Number of NSAs: 11

Rank	Bib	Name Ski	NSA Code	Pos	Positions		Partials		Difference Time			
					Time	Rank	Pos	Time		Rank		
4	25	STROLZ Johannes Head	AUT	Run 1:	Int1:	13.45	(22)	I1-I2:	17.08	(19)	0.86	
					Int2:	30.53	(20)	I2-I3:	11.66	(1)	1.54	
					Int3:	42.19	(14)	I3-Fin:	12.03	(5)	1.47	
					Fin:	54.22	(13)				1.83	
					Run 2:	Int1:	13.24	(20)	I1-I2:	14.77	(7)	0.53
						Int2:	28.01	(14)	I2-I3:	11.37	(4)	0.87
						Int3:	39.38	(8)	I3-Fin:	10.41	(1)	0.59
						Fin:	49.79	(3)				0.36
					Total:	Int1:	1:07.46	(13)				2.09
						Int2:	1:22.23	(14)				1.99
						Int3:	1:33.60	(6)				1.70
						Fin:	1:44.01	(4)				1.28
					5	1	FELLER Manuel Atomic	AUT	Run 1:	Int1:	13.03	(7)
Int2:	29.81	(11)	I2-I3:	12.02						(14)	0.82	
Int3:	41.83	(11)	I3-Fin:	12.11						(9)	1.11	
Fin:	53.94	(9)									1.55	
Run 2:	Int1:	13.08	(12)	I1-I2:						14.89	(14)	0.37
	Int2:	27.97	(12)	I2-I3:						11.72	(16)	0.83
	Int3:	39.69	(13)	I3-Fin:						10.45	(3)	0.90
	Fin:	50.14	(9)									0.71
Total:	Int1:	1:07.02	(8)									1.65
	Int2:	1:21.91	(6)									1.67
	Int3:	1:33.63	(9)									1.73
	Fin:	1:44.08	(5)									1.35
6	4	HAUGAN Timon Van deer racing	NOR	Run 1:						Int1:	13.51	(25)
					Int2:	31.03	(30)	I2-I3:	11.72	(3)	2.04	
					Int3:	42.75	(21)	I3-Fin:	12.01	(4)	2.03	
					Fin:	54.76	(18)				2.37	
					Run 2:	Int1:	12.75	(2)	I1-I2:	14.48	(2)	0.04
						Int2:	27.23	(2)	I2-I3:	11.63	(11)	0.09
						Int3:	38.86	(2)	I3-Fin:	10.64	(8)	0.07
						Fin:	49.50	(2)				0.07
					Total:	Int1:	1:07.51	(14)				2.14
						Int2:	1:21.99	(8)				1.75
						Int3:	1:33.62	(8)				1.72
						Fin:	1:44.26	(6)				1.53
					7	9	RYDING Dave Fischer	GBR	Run 1:	Int1:	13.15	(14)
Int2:	29.51	(5)	I2-I3:	11.94						(10)	0.52	
Int3:	41.45	(5)	I3-Fin:	12.22						(15)	0.73	
Fin:	53.67	(5)									1.28	
Run 2:	Int1:	13.03	(10)	I1-I2:						15.02	(20)	0.32
	Int2:	28.05	(15)	I2-I3:						11.88	(22)	0.91
	Int3:	39.93	(20)	I3-Fin:						10.67	(12)	1.14
	Fin:	50.60	(18)									1.17
Total:	Int1:	1:06.70	(3)									1.33
	Int2:	1:21.72	(4)									1.48
	Int3:	1:33.60	(6)									1.70
	Fin:	1:44.27	(7)									1.54

Aspen (USA)

9th Men's Slalom

SUN 3 MAR 2024

PERFORMANCE ANALYSIS BY RANK

Start Time 13:00

Number of Competitors: 28 Number of NSAs: 11

Rank	Bib	Name Ski	NSA Code	Run	Positions			Partials		Difference Time	
					Pos	Time	Rank	Pos	Time		Rank
8	49	TAYLOR Laurie Head	GBR	Run 1:	Int1:	13.12	(11)	I1-I2:	17.58	(34)	0.53
					Int2:	30.70	(21)	I2-I3:	11.99	(10)	1.71
					Int3:	42.69	(20)	I3-Fin:	12.22	(15)	1.97
					Fin:	54.91	(19)				2.52
				Run 2:	Int1:	12.80	(4)	I1-I2:	14.34	(1)	0.09
					Int2:	27.14	(1)	I2-I3:	11.65	(14)	0.00
					Int3:	38.79	(1)	I3-Fin:	10.64	(8)	0.00
					Fin:	49.43	(1)				0.00
				Total:	Int1:	1:07.71	(16)				2.34
					Int2:	1:22.05	(11)				1.81
					Int3:	1:33.70	(10)				1.80
					Fin:	1:44.34	(8)				1.61
				9	21	AMIEZ Steven Rossignol	FRA	Run 1:	Int1:	13.17	(15)
Int2:	30.04	(14)	I2-I3:						12.18	(20)	1.05
Int3:	42.22	(15)	I3-Fin:						12.26	(19)	1.50
Fin:	54.48	(14)									2.09
Run 2:	Int1:	12.78	(3)					I1-I2:	14.73	(6)	0.07
	Int2:	27.51	(4)					I2-I3:	11.93	(25)	0.37
	Int3:	39.44	(9)					I3-Fin:	10.45	(3)	0.65
	Fin:	49.89	(7)								0.46
Total:	Int1:	1:07.26	(11)								1.89
	Int2:	1:21.99	(8)								1.75
	Int3:	1:33.92	(13)								2.02
	Fin:	1:44.37	(9)								1.64
10	10	GSTREIN Fabio Atomic	AUT					Run 1:	Int1:	13.13	(13)
				Int2:	29.64	(8)	I2-I3:		12.13	(18)	0.65
				Int3:	41.77	(9)	I3-Fin:		12.22	(15)	1.05
				Fin:	53.99	(11)					1.60
				Run 2:	Int1:	13.02	(9)	I1-I2:	14.86	(10)	0.31
					Int2:	27.88	(10)	I2-I3:	11.93	(25)	0.74
					Int3:	39.81	(17)	I3-Fin:	10.66	(11)	1.02
					Fin:	50.47	(16)				1.04
				Total:	Int1:	1:07.01	(7)				1.64
					Int2:	1:21.87	(5)				1.63
					Int3:	1:33.80	(11)				1.90
					Fin:	1:44.46	(10)				1.73
				11	14	ROCHAT Marc Nordica	SUI	Run 1:	Int1:	13.33	(18)
Int2:	29.95	(13)	I2-I3:						11.91	(9)	0.96
Int3:	41.86	(12)	I3-Fin:						12.32	(20)	1.14
Fin:	54.18	(12)									1.79
Run 2:	Int1:	13.05	(11)					I1-I2:	14.77	(7)	0.34
	Int2:	27.82	(7)					I2-I3:	11.51	(7)	0.68
	Int3:	39.33	(6)					I3-Fin:	11.00	(23)	0.54
	Fin:	50.33	(11)								0.90
Total:	Int1:	1:07.23	(10)								1.86
	Int2:	1:22.00	(10)								1.76
	Int3:	1:33.51	(4)								1.61
	Fin:	1:44.51	(11)								1.78

Aspen (USA)

9th Men's Slalom

SUN 3 MAR 2024

Start Time 13:00



PERFORMANCE ANALYSIS BY RANK

Number of Competitors: 28 Number of NSAs: 11

Rank	Bib	Name Ski	NSA Code	Pos	Positions		Partials		Difference Time			
					Time	Rank	Pos	Time		Rank		
12	37	MARCHANT Armand Head	BEL	Run 1:	Int1:	13.21	(16)	I1-I2:	16.71	(13)	0.62	
					Int2:	29.92	(12)	I2-I3:	11.90	(7)	0.93	
					Int3:	41.82	(10)	I3-Fin:	12.12	(10)	1.10	
					Fin:	53.94	(9)				1.55	
					Run 2:	Int1:	13.12	(15)	I1-I2:	15.05	(21)	0.41
						Int2:	28.17	(17)	I2-I3:	11.46	(6)	1.03
						Int3:	39.63	(11)	I3-Fin:	11.06	(24)	0.84
						Fin:	50.69	(19)				1.26
					Total:	Int1:	1:07.06	(9)				1.69
						Int2:	1:22.11	(12)				1.87
						Int3:	1:33.57	(5)				1.67
						Fin:	1:44.63	(12)				1.90
13	16	STEEN OLSEN Alexander Rossignol	NOR	Run 1:	Int1:	13.09	(10)	I1-I2:	16.55	(6)	0.50	
					Int2:	29.64	(8)	I2-I3:	11.74	(4)	0.65	
					Int3:	41.38	(4)	I3-Fin:	12.12	(10)	0.66	
					Fin:	53.50	(4)				1.11	
					Run 2:	Int1:	13.29	(23)	I1-I2:	15.16	(23)	0.58
						Int2:	28.45	(25)	I2-I3:	11.92	(23)	1.31
						Int3:	40.37	(27)	I3-Fin:	10.86	(21)	1.58
						Fin:	51.23	(24)				1.80
					Total:	Int1:	1:06.79	(5)				1.42
						Int2:	1:21.95	(7)				1.71
						Int3:	1:33.87	(12)				1.97
						Fin:	1:44.73	(13)				2.00
14	24	AERNI Luca Fischer	SUI	Run 1:	Int1:	13.12	(11)	I1-I2:	17.58	(34)	0.53	
					Int2:	30.70	(21)	I2-I3:	11.77	(5)	1.71	
					Int3:	42.47	(16)	I3-Fin:	12.09	(8)	1.75	
					Fin:	54.56	(15)				2.17	
					Run 2:	Int1:	13.26	(21)	I1-I2:	14.91	(17)	0.55
						Int2:	28.17	(17)	I2-I3:	11.63	(11)	1.03
						Int3:	39.80	(16)	I3-Fin:	10.42	(2)	1.01
						Fin:	50.22	(10)				0.79
					Total:	Int1:	1:07.82	(17)				2.45
						Int2:	1:22.73	(17)				2.49
						Int3:	1:34.36	(16)				2.46
						Fin:	1:44.78	(14)				2.05
15	28	RODES Istok Voelkl	CRO	Run 1:	Int1:	13.39	(19)	I1-I2:	17.09	(20)	0.80	
					Int2:	30.48	(16)	I2-I3:	12.16	(19)	1.49	
					Int3:	42.64	(18)	I3-Fin:	12.05	(7)	1.92	
					Fin:	54.69	(16)				2.30	
					Run 2:	Int1:	13.41	(26)	I1-I2:	14.95	(18)	0.70
						Int2:	28.36	(22)	I2-I3:	11.60	(10)	1.22
						Int3:	39.96	(21)	I3-Fin:	10.45	(3)	1.17
						Fin:	50.41	(13)				0.98
					Total:	Int1:	1:08.10	(18)				2.73
						Int2:	1:23.05	(19)				2.81
						Int3:	1:34.65	(18)				2.75
						Fin:	1:45.10	(15)				2.37

Aspen (USA)



9th Men's Slalom


SUN 3 MAR 2024

PERFORMANCE ANALYSIS BY RANK

Start Time 13:00

Number of Competitors: 28 Number of NSAs: 11

Rank	Bib	Name Ski	NSA Code	Pos	Positions		Partials		Difference Time			
					Time	Rank	Pos	Time		Rank		
16	12	SALA Tommaso Dynastar	ITA	Run 1:	Int1:	13.03	(7)	I1-I2:	16.58	(7)	0.44	
					Int2:	29.61	(7)	I2-I3:	12.09	(15)	0.62	
					Int3:	41.70	(8)	I3-Fin:	12.21	(13)	0.98	
					Fin:	53.91	(8)				1.52	
					Run 2:	Int1:	13.39	(25)	I1-I2:	14.88	(13)	0.68
						Int2:	28.27	(19)	I2-I3:	11.98	(28)	1.13
						Int3:	40.25	(23)	I3-Fin:	11.17	(26)	1.46
						Fin:	51.42	(25)				1.99
					Total:	Int1:	1:07.30	(12)				1.93
						Int2:	1:22.18	(13)				1.94
						Int3:	1:34.16	(14)				2.26
						Fin:	1:45.33	(16)				2.60
17	38	del CAMPO Juan Atomic	ESP	Run 1:	Int1:	13.41	(20)	I1-I2:	17.10	(21)	0.82	
					Int2:	30.51	(18)	I2-I3:	12.10	(16)	1.52	
					Int3:	42.61	(17)	I3-Fin:	12.51	(26)	1.89	
					Fin:	55.12	(20)				2.73	
					Run 2:	Int1:	13.19	(18)	I1-I2:	14.57	(4)	0.48
						Int2:	27.76	(6)	I2-I3:	11.86	(19)	0.62
						Int3:	39.62	(10)	I3-Fin:	10.71	(15)	0.83
						Fin:	50.33	(11)				0.90
					Total:	Int1:	1:08.31	(20)				2.94
						Int2:	1:22.88	(18)				2.64
						Int3:	1:34.74	(19)				2.84
						Fin:	1:45.45	(17)				2.72
18	19	RASCHNER Dominik Fischer	AUT	Run 1:	Int1:	13.08	(9)	I1-I2:	16.66	(9)	0.49	
					Int2:	29.74	(10)	I2-I3:	12.37	(31)	0.75	
					Int3:	42.11	(13)	I3-Fin:	12.64	(31)	1.39	
					Fin:	54.75	(17)				2.36	
					Run 2:	Int1:	12.94	(5)	I1-I2:	14.90	(15)	0.23
						Int2:	27.84	(8)	I2-I3:	11.93	(25)	0.70
						Int3:	39.77	(15)	I3-Fin:	11.07	(25)	0.98
						Fin:	50.84	(21)				1.41
					Total:	Int1:	1:07.69	(15)				2.32
						Int2:	1:22.59	(16)				2.35
						Int3:	1:34.52	(17)				2.62
						Fin:	1:45.59	(18)				2.86
18	8	VINATZER Alex Atomic	ITA	Run 1:	Int1:	12.73	(3)	I1-I2:	18.74	(39)	0.14	
					Int2:	31.47	(37)	I2-I3:	12.22	(22)	2.48	
					Int3:	43.69	(36)	I3-Fin:	12.04	(6)	2.97	
					Fin:	55.73	(27)				3.34	
					Run 2:	Int1:	12.96	(7)	I1-I2:	14.90	(15)	0.25
						Int2:	27.86	(9)	I2-I3:	11.36	(2)	0.72
						Int3:	39.22	(4)	I3-Fin:	10.64	(8)	0.43
						Fin:	49.86	(4)				0.43
					Total:	Int1:	1:08.69	(21)				3.32
						Int2:	1:23.59	(21)				3.35
						Int3:	1:34.95	(20)				3.05
						Fin:	1:45.59	(18)				2.86



Aspen (USA)

9th Men's Slalom

SUN 3 MAR 2024


Start Time 13:00



PERFORMANCE ANALYSIS BY RANK

Number of Competitors: 28 Number of NSAs: 11

Rank	Bib	Name Ski	NSA Code	Pos	Positions		Partials		Difference Time			
					Time	Rank	Pos	Time		Rank		
20	29	FOSS-SOLEVAAG Sebastian Voelkl	NOR	Run 1:	Int1:	13.66	(31)	I1-I2:	17.23	(24)	1.07	
					Int2:	30.89	(26)	I2-I3:	12.34	(28)	1.90	
					Int3:	43.23	(26)	I3-Fin:	12.54	(28)	2.51	
					Fin:	55.77	(28)				3.38	
					Run 2:	Int1:	13.27	(22)	I1-I2:	14.71	(5)	0.56
						Int2:	27.98	(13)	I2-I3:	11.36	(2)	0.84
						Int3:	39.34	(7)	I3-Fin:	10.54	(6)	0.55
						Fin:	49.88	(6)				0.45
					Total:	Int1:	1:09.04	(27)				3.67
						Int2:	1:23.75	(23)				3.51
						Int3:	1:35.11	(22)				3.21
						Fin:	1:45.65	(20)				2.92
21	35	STURM Joshua Voelkl	AUT	Run 1:	Int1:	13.99	(39)	I1-I2:	17.18	(23)	1.40	
					Int2:	31.17	(33)	I2-I3:	12.19	(21)	2.18	
					Int3:	43.36	(29)	I3-Fin:	12.15	(12)	2.64	
					Fin:	55.51	(25)				3.12	
					Run 2:	Int1:	13.18	(17)	I1-I2:	14.78	(9)	0.47
						Int2:	27.96	(11)	I2-I3:	11.86	(19)	0.82
						Int3:	39.82	(18)	I3-Fin:	10.72	(16)	1.03
						Fin:	50.54	(17)				1.11
					Total:	Int1:	1:08.69	(21)				3.32
						Int2:	1:23.47	(20)				3.23
						Int3:	1:35.33	(23)				3.43
						Fin:	1:46.05	(21)				3.32
22	54	PRAMSTALLER Kilian Blizzard	AUT	Run 1:	Int1:	13.59	(27)	I1-I2:	16.93	(16)	1.00	
					Int2:	30.52	(19)	I2-I3:	12.27	(24)	1.53	
					Int3:	42.79	(22)	I3-Fin:	12.63	(29)	2.07	
					Fin:	55.42	(24)				3.03	
					Run 2:	Int1:	13.41	(26)	I1-I2:	14.86	(10)	0.70
						Int2:	28.27	(19)	I2-I3:	11.77	(17)	1.13
						Int3:	40.04	(22)	I3-Fin:	10.79	(17)	1.25
						Fin:	50.83	(20)				1.40
					Total:	Int1:	1:08.83	(24)				3.46
						Int2:	1:23.69	(22)				3.45
						Int3:	1:35.46	(24)				3.56
						Fin:	1:46.25	(22)				3.52
23	17	ZUBCIC Filip Atomic	CRO	Run 1:	Int1:	13.43	(21)	I1-I2:	17.51	(30)	0.84	
					Int2:	30.94	(27)	I2-I3:	12.46	(33)	1.95	
					Int3:	43.40	(30)	I3-Fin:	12.51	(26)	2.68	
					Fin:	55.91	(30)				3.52	
					Run 2:	Int1:	12.99	(8)	I1-I2:	15.31	(25)	0.28
						Int2:	28.30	(21)	I2-I3:	11.44	(5)	1.16
						Int3:	39.74	(14)	I3-Fin:	10.70	(14)	0.95
						Fin:	50.44	(14)				1.01
					Total:	Int1:	1:08.90	(26)				3.53
						Int2:	1:24.21	(27)				3.97
						Int3:	1:35.65	(25)				3.75
						Fin:	1:46.35	(23)				3.62



PERFORMANCE ANALYSIS BY RANK

Number of Competitors: 28 Number of NSAs: 11

Rank	Bib	Name Ski	NSA Code	Positions Pos	Positions		Partials		Difference Time		
					Time	Rank	Pos	Time		Rank	
24	26	HOLZMANN Sebastian Voelkl	GER	Run 1:	Int1:	13.46	(23)	I1-I2:	17.02	(17)	0.87
					Int2:	30.48	(16)	I2-I3:	12.53	(37)	1.49
					Int3:	43.01	(24)	I3-Fin:	12.63	(29)	2.29
					Fin:	55.64	(26)			3.25	
				Run 2:	Int1:	13.23	(19)	I1-I2:	15.19	(24)	0.52
					Int2:	28.42	(23)	I2-I3:	11.92	(23)	1.28
					Int3:	40.34	(25)	I3-Fin:	10.61	(7)	1.55
					Fin:	50.95	(22)			1.52	
				Total:	Int1:	1:08.87	(25)			3.50	
					Int2:	1:24.06	(25)			3.82	
					Int3:	1:35.98	(27)			4.08	
					Fin:	1:46.59	(24)			3.86	
25	33	SEYMOUR Jett Fischer	USA	Run 1:	Int1:	13.46	(23)	I1-I2:	17.56	(33)	0.87
					Int2:	31.02	(29)	I2-I3:	11.90	(7)	2.03
					Int3:	42.92	(23)	I3-Fin:	12.21	(13)	2.20
					Fin:	55.13	(21)			2.74	
				Run 2:	Int1:	13.14	(16)	I1-I2:	15.61	(28)	0.43
					Int2:	28.75	(27)	I2-I3:	11.11	(1)	1.61
					Int3:	39.86	(19)	I3-Fin:	11.74	(27)	1.07
					Fin:	51.60	(27)			2.17	
				Total:	Int1:	1:08.27	(19)			2.90	
					Int2:	1:23.88	(24)			3.64	
					Int3:	1:34.99	(21)			3.09	
					Fin:	1:46.73	(25)			4.00	
26	23	MATT Michael Blizzard	AUT	Run 1:	Int1:	13.68	(33)	I1-I2:	17.16	(22)	1.09
					Int2:	30.84	(24)	I2-I3:	12.24	(23)	1.85
					Int3:	43.08	(25)	I3-Fin:	12.24	(18)	2.36
					Fin:	55.32	(22)			2.93	
				Run 2:	Int1:	13.47	(28)	I1-I2:	15.41	(27)	0.76
					Int2:	28.88	(28)	I2-I3:	11.64	(13)	1.74
					Int3:	40.52	(28)	I3-Fin:	10.90	(22)	1.73
					Fin:	51.42	(25)			1.99	
				Total:	Int1:	1:08.79	(23)			3.42	
					Int2:	1:24.20	(26)			3.96	
					Int3:	1:35.84	(26)			3.94	
					Fin:	1:46.74	(26)			4.01	
27	45	RITCHIE Benjamin Dynastar	USA	Run 1:	Int1:	13.27	(17)	I1-I2:	17.51	(30)	0.68
					Int2:	30.78	(23)	I2-I3:	12.47	(34)	1.79
					Int3:	43.25	(28)	I3-Fin:	12.65	(32)	2.53
					Fin:	55.90	(29)			3.51	
				Run 2:	Int1:	13.31	(24)	I1-I2:	15.13	(22)	0.60
					Int2:	28.44	(24)	I2-I3:	11.87	(21)	1.30
					Int3:	40.31	(24)	I3-Fin:	10.67	(12)	1.52
					Fin:	50.98	(23)			1.55	
				Total:	Int1:	1:09.21	(28)			3.84	
					Int2:	1:24.34	(28)			4.10	
					Int3:	1:36.21	(28)			4.31	
					Fin:	1:46.88	(27)			4.15	



AUDI FIS SKI WORLD CUP 2023/24



Aspen (USA)



9th Men's Slalom

SUN 3 MAR 2024

Start Time 13:00

PERFORMANCE ANALYSIS BY BIB

Number of Competitors: 68 Number of NSAs: 19

Bib	Name Ski	NSA Code	Run	Positions			Partials		Difference Time	
				Int	Rank	Pos	Time	Rank		
1	FELLER Manuel Atomic	AUT	Run 1:	Int1:	13.03	(11)	I1-I2:	16.78	(14)	0.44
				Int2:	29.81	(12)	I2-I3:	12.02	(15)	0.82
				Int3:	41.83	(12)	I3-Fin:	12.11	(9)	1.11
				Fin:	53.94	(9)				1.55
			Run 2:	Int1:	13.08	(12)	I1-I2:	14.89	(14)	0.37
				Int2:	27.97	(12)	I2-I3:	11.72	(16)	0.83
				Int3:	39.69	(13)	I3-Fin:	10.45	(3)	0.90
				Fin:	50.14	(9)				0.71
			Total:	Int1:	1:07.02	(9)				1.65
				Int2:	1:21.91	(6)				1.67
				Int3:	1:33.63	(9)				1.73
				Fin:	1:44.08	(5)				1.35
			2	KRISTOFFERSEN Henrik Van deer racing	NOR	Run 1:	Int1:	12.78	(5)	I1-I2:
Int2:	29.48	(4)					I2-I3:	12.00	(14)	0.49
Int3:	41.48	(6)					I3-Fin:	11.98	(3)	0.76
Fin:	53.46	(3)								1.07
Run 2:	Int1:	13.11				(13)	I1-I2:	15.00	(19)	0.40
	Int2:	28.11				(16)	I2-I3:	11.52	(8)	0.97
	Int3:	39.63				(11)	I3-Fin:	10.81	(18)	0.84
	Fin:	50.44				(14)				1.01
Total:	Int1:	1:06.57				(3)				1.20
	Int2:	1:21.57				(3)				1.33
	Int3:	1:33.09				(3)				1.19
	Fin:	1:43.90				(3)				1.17
3	MEILLARD Loic Rossignol	SUI				Run 1:	Int1:	12.59	(1)	I1-I2:
			Int2:	28.99	(1)		I2-I3:	11.84	(6)	0.00
			Int3:	40.83	(2)		I3-Fin:	11.83	(2)	0.11
			Fin:	52.66	(2)					0.27
			Run 2:	Int1:	12.71	(1)	I1-I2:	14.87	(12)	0.00
				Int2:	27.58	(5)	I2-I3:	11.66	(15)	0.44
				Int3:	39.24	(5)	I3-Fin:	10.83	(19)	0.45
				Fin:	50.07	(8)				0.64
			Total:	Int1:	1:05.37	(1)				0.00
				Int2:	1:20.24	(1)				0.00
				Int3:	1:31.90	(1)				0.00
				Fin:	1:42.73	(1)				0.00



PERFORMANCE ANALYSIS BY BIB

Number of Competitors: 68 Number of NSAs: 19

Bib	Name Ski	NSA Code	Pos	Positions			Partials		Difference Time							
				Time	Rank	Pos	Time	Rank								
4	HAUGAN Timon Van deer racing	NOR	Run 1:	Int1:	13.51	(34)	I1-I2:	17.52	(36)	0.92						
				Int2:	31.03	(33)					I2-I3:	11.72	(3)	2.04		
				Int3:	42.75	(22)					I3-Fin:	12.01	(4)	2.03		
				Fin:	54.76	(18)								2.37		
			Run 2:	Int1:	12.75	(2)	I1-I2:	14.48	(2)	14.48	(2)	0.04				
				Int2:	27.23	(2)							I2-I3:	11.63	(11)	0.09
				Int3:	38.86	(2)							I3-Fin:	10.64	(8)	0.07
				Fin:	49.50	(2)										0.07
			Total:	Int1:	1:07.51	(15)						2.14				
				Int2:	1:21.99	(8)						1.75				
				Int3:	1:33.62	(8)						1.72				
				Fin:	1:44.26	(6)						1.53				
			5	STRASSER Linus Rossignol	GER	Run 1:	Int1:	12.92	(9)	I1-I2:	16.07	(1)	0.33			
Int2:	28.99	(1)					I2-I3:	12.35	(31)					0.00		
Int3:	41.34	(3)					I3-Fin:	12.42	(23)					0.62		
Fin:	53.76	(6)												1.37		
Run 2:	Int1:	12.94				(5)	I1-I2:	14.48	(2)	14.48	(2)	0.23				
	Int2:	27.42				(3)							I2-I3:	11.59	(9)	0.28
	Int3:	39.01				(3)							I3-Fin:	10.85	(20)	0.22
	Fin:	49.86				(4)										0.43
Total:	Int1:	1:06.70				(4)						1.33				
	Int2:	1:21.18				(2)						0.94				
	Int3:	1:32.77				(2)						0.87				
	Fin:	1:43.62				(2)						0.89				
6	NOEL Clement Dynastar	FRA				Run 1:	Int1:	12.64	(2)	I1-I2:	16.39	(3)	0.05			
			Int2:	29.03	(3)		I2-I3:	11.69	(2)					0.04		
			Int3:	40.72	(1)		I3-Fin:	11.67	(1)					0.00		
			Fin:	52.39	(1)									0.00		
			Run 2:	Int1:	13.13	(16)	I1-I2:					0.42				
				Int2:									I2-I3:			
				Int3:									I3-Fin:			
				Fin:	DNF											
			Total:	Int1:	1:05.52	(2)						0.15				
				Int2:												
				Int3:												
				Fin:	DNF											
			7	YULE Daniel Fischer	SUI	Run 1:	Int1:	12.90	(8)	I1-I2:	16.68	(10)	0.31			
Int2:	29.58	(6)					I2-I3:	11.99	(11)					0.59		
Int3:	41.57	(7)					I3-Fin:	12.32	(20)					0.85		
Fin:	53.89	(7)												1.50		
Run 2:	Int1:	13.11				(13)	I1-I2:	15.40	(26)	15.40	(26)	0.40				
	Int2:	28.51				(26)							I2-I3:	11.85	(18)	1.37
	Int3:	40.36				(26)							I3-Fin:	12.80	(28)	1.57
	Fin:	53.16				(28)										3.73
Total:	Int1:	1:07.00				(7)						1.63				
	Int2:	1:22.40				(15)						2.16				
	Int3:	1:34.25				(15)						2.35				
	Fin:	1:47.05				(28)						4.32				

PERFORMANCE ANALYSIS BY BIB

Number of Competitors: 68 Number of NSAs: 19

Bib	Name Ski	NSA Code	Run	Positions			Partials		Difference Time	
				Pos	Time	Rank	Pos	Time		Rank
8	VINATZER Alex Atomic	ITA	Run 1:	Int1:	12.73	(4)	I1-I2:	18.74	(43)	0.14
				Int2:	31.47	(41)	I2-I3:	12.22	(24)	2.48
				Int3:	43.69	(38)	I3-Fin:	12.04	(6)	2.97
				Fin:	55.73	(27)				3.34
			Run 2:	Int1:	12.96	(7)	I1-I2:	14.90	(15)	0.25
				Int2:	27.86	(9)	I2-I3:	11.36	(2)	0.72
				Int3:	39.22	(4)	I3-Fin:	10.64	(8)	0.43
				Fin:	49.86	(4)				0.43
			Total:	Int1:	1:08.69	(23)				3.32
				Int2:	1:23.59	(21)				3.35
				Int3:	1:34.95	(20)				3.05
				Fin:	1:45.59	(18)				2.86
			9	RYDING Dave Fischer	GBR	Run 1:	Int1:	13.15	(18)	I1-I2:
Int2:	29.51	(5)					I2-I3:	11.94	(10)	0.52
Int3:	41.45	(5)					I3-Fin:	12.22	(15)	0.73
Fin:	53.67	(5)								1.28
Run 2:	Int1:	13.03				(10)	I1-I2:	15.02	(20)	0.32
	Int2:	28.05				(15)	I2-I3:	11.88	(22)	0.91
	Int3:	39.93				(20)	I3-Fin:	10.67	(12)	1.14
	Fin:	50.60				(18)				1.17
Total:	Int1:	1:06.70				(4)				1.33
	Int2:	1:21.72				(4)				1.48
	Int3:	1:33.60				(6)				1.70
	Fin:	1:44.27				(7)				1.54
10	GSTREIN Fabio Atomic	AUT				Run 1:	Int1:	13.13	(17)	I1-I2:
			Int2:	29.64	(8)		I2-I3:	12.13	(19)	0.65
			Int3:	41.77	(10)		I3-Fin:	12.22	(15)	1.05
			Fin:	53.99	(11)					1.60
			Run 2:	Int1:	13.02	(9)	I1-I2:	14.86	(10)	0.31
				Int2:	27.88	(10)	I2-I3:	11.93	(25)	0.74
				Int3:	39.81	(17)	I3-Fin:	10.66	(11)	1.02
				Fin:	50.47	(16)				1.04
			Total:	Int1:	1:07.01	(8)				1.64
				Int2:	1:21.87	(5)				1.63
				Int3:	1:33.80	(11)				1.90
				Fin:	1:44.46	(10)				1.73
			11	JAKOBSEN Kristoffer Fischer	SWE	Run 1:	Int1:	14.47	(54)	I1-I2:
Int2:	31.33	(39)					I2-I3:			2.34
Int3:							I3-Fin:			
Fin:	DNF									
Total:		DNF								

PERFORMANCE ANALYSIS BY BIB

Number of Competitors: 68 Number of NSAs: 19

Bib	Name Ski	NSA Code	Run	Positions			Partials		Difference Time	
				Pos	Time	Rank	Pos	Time		Rank
12	SALA Tommaso Dynastar	ITA	Run 1:	Int1:	13.03	(11)	I1-I2:	16.58	(7)	0.44
				Int2:	29.61	(7)	I2-I3:	12.09	(16)	0.62
				Int3:	41.70	(8)	I3-Fin:	12.21	(13)	0.98
				Fin:	53.91	(8)				1.52
			Run 2:	Int1:	13.39	(27)	I1-I2:	14.88	(13)	0.68
				Int2:	28.27	(19)	I2-I3:	11.98	(28)	1.13
				Int3:	40.25	(23)	I3-Fin:	11.17	(26)	1.46
				Fin:	51.42	(25)				1.99
			Total:	Int1:	1:07.30	(13)				1.93
				Int2:	1:22.18	(13)				1.94
				Int3:	1:34.16	(14)				2.26
				Fin:	1:45.33	(16)				2.60
13	McGRATH Atle Lie Head	NOR	Run 1:	Int1:	12.95	(10)	I1-I2:			0.36
				Int2:			I2-I3:			
				Int3:			I3-Fin:			
				Fin:	DNF					
			Total:				DNF			
14	ROCHAT Marc Nordica	SUI	Run 1:	Int1:	13.33	(24)	I1-I2:	16.62	(8)	0.74
				Int2:	29.95	(14)	I2-I3:	11.91	(9)	0.96
				Int3:	41.86	(13)	I3-Fin:	12.32	(20)	1.14
				Fin:	54.18	(12)				1.79
			Run 2:	Int1:	13.05	(11)	I1-I2:	14.77	(7)	0.34
				Int2:	27.82	(7)	I2-I3:	11.51	(7)	0.68
				Int3:	39.33	(6)	I3-Fin:	11.00	(23)	0.54
				Fin:	50.33	(11)				0.90
			Total:	Int1:	1:07.23	(11)				1.86
				Int2:	1:22.00	(10)				1.76
				Int3:	1:33.51	(4)				1.61
				Fin:	1:44.51	(11)				1.78
15	ZENHAEUSERN Ramon Rossignol	SUI	Run 1:	Int1:			I1-I2:			
				Int2:			I2-I3:			
				Int3:			I3-Fin:			
				Fin:	DNF					
			Total:				DNF			
16	STEEN OLSEN Alexander Rossignol	NOR	Run 1:	Int1:	13.09	(14)	I1-I2:	16.55	(6)	0.50
				Int2:	29.64	(8)	I2-I3:	11.74	(4)	0.65
				Int3:	41.38	(4)	I3-Fin:	12.12	(10)	0.66
				Fin:	53.50	(4)				1.11
			Run 2:	Int1:	13.29	(25)	I1-I2:	15.16	(23)	0.58
				Int2:	28.45	(25)	I2-I3:	11.92	(23)	1.31
				Int3:	40.37	(27)	I3-Fin:	10.86	(21)	1.58
				Fin:	51.23	(24)				1.80
			Total:	Int1:	1:06.79	(6)				1.42
				Int2:	1:21.95	(7)				1.71
				Int3:	1:33.87	(12)				1.97
				Fin:	1:44.73	(13)				2.00

PERFORMANCE ANALYSIS BY BIB

Number of Competitors: 68 Number of NSAs: 19

Bib	Name Ski	NSA Code	Pos	Positions			Partials		Difference Time					
				Time	Rank	Pos	Time	Rank						
17	ZUBCIC Filip Atomic	CRO	Run 1:	Int1:	13.43	(27)	I1-I2:	17.51	(34)	0.84				
				Int2:	30.94	(29)					I2-I3:	12.46	(35)	1.95
				Int3:	43.40	(32)					I3-Fin:	12.51	(26)	2.68
				Fin:	55.91	(30)								3.52
			Run 2:	Int1:	12.99	(8)	I1-I2:	15.31	(25)	1.16				
				Int2:	28.30	(21)					I2-I3:	11.44	(5)	0.95
				Int3:	39.74	(14)					I3-Fin:	10.70	(14)	1.01
				Fin:	50.44	(14)								1.01
			Total:	Int1:	1:08.90	(28)				3.53				
				Int2:	1:24.21	(27)				3.97				
				Int3:	1:35.65	(25)				3.75				
				Fin:	1:46.35	(23)				3.62				
			18	POPOV Albert Head	BUL	Run 1:	Int1:	12.68	(3)	I1-I2:			0.09	
Int2:							I2-I3:							
Int3:							I3-Fin:							
Fin:	DNF													
Total:							DNF							
19	RASCHNER Dominik Fischer	AUT	Run 1:	Int1:	13.08	(13)	I1-I2:	16.66	(9)	0.49				
				Int2:	29.74	(10)					I2-I3:	12.37	(33)	0.75
				Int3:	42.11	(14)					I3-Fin:	12.64	(31)	1.39
				Fin:	54.75	(17)								2.36
			Run 2:	Int1:	12.94	(5)	I1-I2:	14.90	(15)	0.23				
				Int2:	27.84	(8)					I2-I3:	11.93	(25)	0.70
				Int3:	39.77	(15)					I3-Fin:	11.07	(25)	0.98
				Fin:	50.84	(21)								1.41
			Total:	Int1:	1:07.69	(16)				2.32				
				Int2:	1:22.59	(16)				2.35				
				Int3:	1:34.52	(17)				2.62				
				Fin:	1:45.59	(18)				2.86				
			20	KOLEGA Samuel Rossignol	CRO	Run 1:	Int1:			I1-I2:				
Int2:							I2-I3:							
Int3:							I3-Fin:							
Fin:	DNF													
Total:							DNF							
21	AMIEZ Steven Rossignol	FRA	Run 1:	Int1:	13.17	(19)	I1-I2:	16.87	(17)	0.58				
				Int2:	30.04	(15)					I2-I3:	12.18	(22)	1.05
				Int3:	42.22	(16)					I3-Fin:	12.26	(19)	1.50
				Fin:	54.48	(14)								2.09
			Run 2:	Int1:	12.78	(3)	I1-I2:	14.73	(6)	0.07				
				Int2:	27.51	(4)					I2-I3:	11.93	(25)	0.37
				Int3:	39.44	(9)					I3-Fin:	10.45	(3)	0.65
				Fin:	49.89	(7)								0.46
			Total:	Int1:	1:07.26	(12)				1.89				
				Int2:	1:21.99	(8)				1.75				
				Int3:	1:33.92	(13)				2.02				
				Fin:	1:44.37	(9)				1.64				
			22	GINNIS Aj Fischer	GRE	Run 1:	Int1:	12.80	(6)	I1-I2:			0.21	
Int2:							I2-I3:							
Int3:							I3-Fin:							
Fin:	DNF													
Total:							DNF							

PERFORMANCE ANALYSIS BY BIB

Number of Competitors: 68 Number of NSAs: 19

Bib	Name Ski	NSA Code	Pos	Positions			Partials		Difference Time	
				Time	Rank	Pos	Time	Rank		
23	MATT Michael Blizzard	AUT	Run 1:	Int1:	13.68	(43)	I1-I2:	17.16	(26)	1.09
				Int2:	30.84	(26)	I2-I3:	12.24	(25)	1.85
				Int3:	43.08	(26)	I3-Fin:	12.24	(18)	2.36
				Fin:	55.32	(22)				2.93
			Run 2:	Int1:	13.47	(30)	I1-I2:	15.41	(27)	0.76
				Int2:	28.88	(28)	I2-I3:	11.64	(13)	1.74
				Int3:	40.52	(28)	I3-Fin:	10.90	(22)	1.73
				Fin:	51.42	(25)				1.99
			Total:	Int1:	1:08.79	(25)				3.42
				Int2:	1:24.20	(26)				3.96
				Int3:	1:35.84	(26)				3.94
				Fin:	1:46.74	(26)				4.01
			24	AERNI Luca Fischer	SUI	Run 1:	Int1:	13.12	(15)	I1-I2:
Int2:	30.70	(23)					I2-I3:	11.77	(5)	1.71
Int3:	42.47	(17)					I3-Fin:	12.09	(8)	1.75
Fin:	54.56	(15)								2.17
Run 2:	Int1:	13.26				(23)	I1-I2:	14.91	(17)	0.55
	Int2:	28.17				(17)	I2-I3:	11.63	(11)	1.03
	Int3:	39.80				(16)	I3-Fin:	10.42	(2)	1.01
	Fin:	50.22				(10)				0.79
Total:	Int1:	1:07.82				(18)				2.45
	Int2:	1:22.73				(17)				2.49
	Int3:	1:34.36				(16)				2.46
	Fin:	1:44.78				(14)				2.05
25	STROLZ Johannes Head	AUT				Run 1:	Int1:	13.45	(30)	I1-I2:
			Int2:	30.53	(22)		I2-I3:	11.66	(1)	1.54
			Int3:	42.19	(15)		I3-Fin:	12.03	(5)	1.47
			Fin:	54.22	(13)					1.83
			Run 2:	Int1:	13.24	(22)	I1-I2:	14.77	(7)	0.53
				Int2:	28.01	(14)	I2-I3:	11.37	(4)	0.87
				Int3:	39.38	(8)	I3-Fin:	10.41	(1)	0.59
				Fin:	49.79	(3)				0.36
			Total:	Int1:	1:07.46	(14)				2.09
				Int2:	1:22.23	(14)				1.99
				Int3:	1:33.60	(6)				1.70
				Fin:	1:44.01	(4)				1.28
			26	HOLZMANN Sebastian Voelkl	GER	Run 1:	Int1:	13.46	(31)	I1-I2:
Int2:	30.48	(18)					I2-I3:	12.53	(39)	1.49
Int3:	43.01	(25)					I3-Fin:	12.63	(29)	2.29
Fin:	55.64	(26)								3.25
Run 2:	Int1:	13.23				(21)	I1-I2:	15.19	(24)	0.52
	Int2:	28.42				(23)	I2-I3:	11.92	(23)	1.28
	Int3:	40.34				(25)	I3-Fin:	10.61	(7)	1.55
	Fin:	50.95				(22)				1.52
Total:	Int1:	1:08.87				(27)				3.50
	Int2:	1:24.06				(25)				3.82
	Int3:	1:35.98				(27)				4.08
	Fin:	1:46.59				(24)				3.86

PERFORMANCE ANALYSIS BY BIB

Number of Competitors: 68 Number of NSAs: 19

Bib	Name Ski	NSA Code	Pos	Positions			Partials		Difference Time				
				Time	Rank	Pos	Time	Rank					
27	PERTL Adrian Voelkl	AUT	Run 1:	Int1:			I1-I2:						
				Int2:			I2-I3:						
				Int3:			I3-Fin:						
				Fin:		DNF							
				Total:		DNF							
28	RODES Istok Voelkl	CRO	Run 1:	Int1:	13.39	(25)	I1-I2:	17.09	(24)	0.80			
				Int2:	30.48	(18)	I2-I3:	12.16	(20)	1.49			
				Int3:	42.64	(19)	I3-Fin:	12.05	(7)	1.92			
				Fin:	54.69	(16)				2.30			
				Run 2:	Int1:	13.41	(28)	I1-I2:	14.95	(18)	0.70		
				Int2:	28.36	(22)	I2-I3:	11.60	(10)	1.22			
				Int3:	39.96	(21)	I3-Fin:	10.45	(3)	1.17			
				Fin:	50.41	(13)				0.98			
				Total:	Int1:	1:08.10	(19)				2.73		
					Int2:	1:23.05	(19)				2.81		
					Int3:	1:34.65	(18)				2.75		
					Fin:	1:45.10	(15)				2.37		
			29	FOSS-SOLEVAAG Sebastian Voelkl	NOR	Run 1:	Int1:	13.66	(40)	I1-I2:	17.23	(28)	1.07
							Int2:	30.89	(28)	I2-I3:	12.34	(30)	1.90
	Int3:	43.23				(28)	I3-Fin:	12.54	(28)	2.51			
	Fin:	55.77				(28)				3.38			
	Run 2:	Int1:				13.27	(24)	I1-I2:	14.71	(5)	0.56		
	Int2:	27.98				(13)	I2-I3:	11.36	(2)	0.84			
	Int3:	39.34				(7)	I3-Fin:	10.54	(6)	0.55			
	Fin:	49.88				(6)				0.45			
	Total:	Int1:				1:09.04	(29)				3.67		
		Int2:				1:23.75	(23)				3.51		
		Int3:				1:35.11	(22)				3.21		
		Fin:				1:45.65	(20)				2.92		
30	GROSS Stefano Voelkl	ITA				Run 1:	Int1:	13.62	(39)	I1-I2:	17.23	(28)	1.03
							Int2:	30.85	(27)	I2-I3:	12.38	(34)	1.86
				Int3:	43.23	(28)	I3-Fin:	12.80	(35)	2.51			
				Fin:	56.03	(32)				3.64			
				Total:		DNQ							
31	RAZZOLI Giuliano Fischer	ITA	Run 1:	Int1:			I1-I2:						
				Int2:			I2-I3:						
				Int3:			I3-Fin:						
				Fin:		DNF							
				Total:		DNF							
32	NEF Tanguy Atomic	SUI	Run 1:	Int1:			I1-I2:						
				Int2:			I2-I3:						
				Int3:			I3-Fin:						
				Fin:		DNF							
				Total:		DNF							

Aspen (USA)



9th Men's Slalom


SUN 3 MAR 2024

PERFORMANCE ANALYSIS BY BIB

Start Time 13:00

Number of Competitors: 68 Number of NSAs: 19

Bib	Name Ski	NSA Code	Pos	Positions			Partials		Difference Time				
				Time	Rank	Pos	Time	Rank					
33	SEYMOUR Jett Fischer	USA	Run 1:	Int1:	13.46	(31)	I1-I2:	17.56	(37)	0.87			
				Int2:	31.02	(32)		I2-I3:	11.90	(7)	2.03		
				Int3:	42.92	(24)		I3-Fin:	12.21	(13)	2.20		
				Fin:	55.13	(21)					2.74		
			Run 2:	Int1:	13.14	(17)	I1-I2:	15.61	(28)	0.43			
				Int2:	28.75	(27)				I2-I3:	11.11	(1)	1.61
				Int3:	39.86	(19)				I3-Fin:	11.74	(27)	1.07
				Fin:	51.60	(27)							2.17
			Total:	Int1:	1:08.27	(20)			2.90				
				Int2:	1:23.88	(24)			3.64				
				Int3:	1:34.99	(21)			3.09				
				Fin:	1:46.73	(25)			4.00				
34	KASTLUNGER Tobias Head	ITA	Run 1:	Int1:	13.97	(49)	I1-I2:	18.05	(41)	1.38			
				Int2:	32.02	(43)				I2-I3:	12.10	(17)	3.03
				Int3:	44.12	(40)				I3-Fin:	12.72	(34)	3.40
				Fin:	56.84	(38)							4.45
			Total:				DNQ						
				35	STURM Joshua Voelkl	AUT	Run 1:	Int1:	13.99	(51)	I1-I2:	17.18	(27)
Int2:	31.17	(36)	I2-I3:					12.19	(23)	2.18			
Int3:	43.36	(31)	I3-Fin:					12.15	(12)	2.64			
Fin:	55.51	(25)								3.12			
Run 2:	Int1:	13.18	(18)				I1-I2:	14.78	(9)	0.47			
	Int2:	27.96	(11)							I2-I3:	11.86	(19)	0.82
	Int3:	39.82	(18)							I3-Fin:	10.72	(16)	1.03
	Fin:	50.54	(17)										1.11
Total:	Int1:	1:08.69	(23)						3.32				
	Int2:	1:23.47	(20)						3.23				
	Int3:	1:35.33	(23)						3.43				
	Fin:	1:46.05	(21)						3.32				
36	MAJOR Billy Fischer	GBR	Run 1:	Int1:			I1-I2:						
				Int2:				I2-I3:					
				Int3:					I3-Fin:				
				Fin:		DNF							
			Total:				DNF						
37	MARCHANT Armand Head	BEL	Run 1:	Int1:	13.21	(21)	I1-I2:	16.71	(13)	0.62			
				Int2:	29.92	(13)				I2-I3:	11.90	(7)	0.93
				Int3:	41.82	(11)				I3-Fin:	12.12	(10)	1.10
				Fin:	53.94	(9)							1.55
			Run 2:	Int1:	13.12	(15)	I1-I2:	15.05	(21)	0.41			
				Int2:	28.17	(17)				I2-I3:	11.46	(6)	1.03
				Int3:	39.63	(11)				I3-Fin:	11.06	(24)	0.84
				Fin:	50.69	(19)							1.26
			Total:	Int1:	1:07.06	(10)			1.69				
				Int2:	1:22.11	(12)			1.87				
				Int3:	1:33.57	(5)			1.67				
				Fin:	1:44.63	(12)			1.90				



PERFORMANCE ANALYSIS BY BIB

Number of Competitors: 68 Number of NSAs: 19

Bib	Name Ski	NSA Code	Run	Pos	Positions		Pos	Partials		Difference Time			
					Time	Rank		Time	Rank				
38	del CAMPO Juan Atomic	ESP	Run 1:	Int1:	13.41	(26)	I1-I2:	17.10	(25)	0.82			
				Int2:	30.51	(20)		I2-I3:	12.10	(17)	1.52		
				Int3:	42.61	(18)		I3-Fin:	12.51	(26)	1.89		
				Fin:	55.12	(20)					2.73		
			Run 2:	Int1:	13.19	(19)	I1-I2:	14.57	(4)	0.48			
				Int2:	27.76	(6)		I2-I3:	11.86	(19)	0.62		
				Int3:	39.62	(10)		I3-Fin:	10.71	(15)	0.83		
				Fin:	50.33	(11)					0.90		
			Total:	Int1:	1:08.31	(21)			2.94				
				Int2:	1:22.88	(18)			2.64				
				Int3:	1:34.74	(19)			2.84				
				Fin:	1:45.45	(17)			2.72				
39	SALARICH Joaquim Rossignol	ESP	Run 1:	Int1:	13.59	(36)	I1-I2:	18.42	(42)	1.00			
				Int2:	32.01	(42)				I2-I3:	12.58	(40)	3.02
				Int3:	44.59	(41)				I3-Fin:	12.47	(24)	3.87
				Fin:	57.06	(39)							4.67
			Total:	DNQ									
40	WINTERS Luke Rossignol	USA	Run 1:	Int1:	13.66	(40)	I1-I2:	16.70	(11)	1.07			
				Int2:	30.36	(16)				I2-I3:	12.32	(29)	1.37
				Int3:	42.68	(20)				I3-Fin:	12.70	(33)	1.96
				Fin:	55.38	(23)							2.99
			Run 2:	Int1:	13.20	(20)	I1-I2:			0.49			
				Int2:				I2-I3:					
				Int3:					I3-Fin:				
				Fin:	DNF								
			Total:	Int1:	1:08.58	(22)			3.21				
				Int2:									
Int3:													
Fin:	DNF												
41	GUNLEIKSRUD Halvor Hilde Head	NOR	Run 1:	Int1:	13.66	(40)	I1-I2:	16.81	(15)	1.07			
				Int2:	30.47	(17)				I2-I3:			
				Int3:						I3-Fin:			
				Fin:	DNF								
			Total:	DNF									
42	TREMMELE Anton Nordica	GER	Run 1:	Int1:	13.92	(47)	I1-I2:	17.02	(20)	1.33			
				Int2:	30.94	(29)				I2-I3:	12.17	(21)	1.95
				Int3:	43.11	(27)				I3-Fin:			2.39
				Fin:	DSQ								
			Total:	DSQ									
43	AX SWARTZ Fabian Van deer racing	SWE	Run 1:	Int1:	13.25	(22)	I1-I2:			0.66			
				Int2:				I2-I3:					
				Int3:					I3-Fin:				
				Fin:	DNF								
			Total:	DNF									
44	MAES Sam Voelkl	BEL	Run 1:	Int1:	12.89	(7)	I1-I2:	16.87	(17)	0.30			
				Int2:	29.76	(11)				I2-I3:	11.99	(11)	0.77
				Int3:	41.75	(9)				I3-Fin:			1.03
				Fin:	DNF								
			Total:	DNF									

Aspen (USA)



9th Men's Slalom


SUN 3 MAR 2024

Start Time 13:00

PERFORMANCE ANALYSIS BY BIB

Number of Competitors: 68 Number of NSAs: 19

Bib	Name Ski	NSA Code	Pos	Positions			Partials			Difference Time				
				Time	Rank	Pos	Time	Rank	Time					
45	RITCHIE Benjamin Dynastar	USA	Run 1:	Int1:	13.27	(23)	I1-I2:	17.51	(34)	0.68				
				Int2:	30.78	(25)					I2-I3:	12.47	(36)	1.79
				Int3:	43.25	(30)					I3-Fin:	12.65	(32)	2.53
				Fin:	55.90	(29)								3.51
			Run 2:	Int1:	13.31	(26)	I1-I2:	15.13	(22)	1.30				
				Int2:	28.44	(24)					I2-I3:	11.87	(21)	1.52
				Int3:	40.31	(24)					I3-Fin:	10.67	(12)	1.55
				Fin:	50.98	(23)								1.55
			Total:	Int1:	1:09.21	(30)	3.84							
				Int2:	1:24.34	(28)		4.10						
				Int3:	1:36.21	(28)		4.31						
				Fin:	1:46.88	(27)		4.15						
			46	RASSAT Paco Salomon	FRA	Run 1:	Int1:	13.47	(33)	I1-I2:			0.88	
Int2:							I2-I3:							
Int3:							I3-Fin:							
Fin:	DNF													
Total:	DNF													
47	READ Erik Atomic	CAN	Run 1:	Int1:	13.88	(46)	I1-I2:	17.31	(30)	1.29				
				Int2:	31.19	(37)					I2-I3:	12.35	(31)	2.20
				Int3:	43.54	(34)					I3-Fin:	13.19	(39)	2.82
				Fin:	56.73	(36)								4.34
			Total:	DNQ										
48	BRAEKKEN Theodor Atomic	NOR	Run 1:	Int1:			I1-I2:							
				Int2:							I2-I3:			
				Int3:							I3-Fin:			
				Fin:	DNF									
			Total:	DNF										
49	TAYLOR Laurie Head	GBR	Run 1:	Int1:	13.12	(15)	I1-I2:	17.58	(38)	0.53				
				Int2:	30.70	(23)					I2-I3:	11.99	(11)	1.71
				Int3:	42.69	(21)					I3-Fin:	12.22	(15)	1.97
				Fin:	54.91	(19)								2.52
			Run 2:	Int1:	12.80	(4)	I1-I2:	14.34	(1)	0.09				
				Int2:	27.14	(1)					I2-I3:	11.65	(14)	0.00
				Int3:	38.79	(1)					I3-Fin:	10.64	(8)	0.00
				Fin:	49.43	(1)								0.00
			Total:	Int1:	1:07.71	(17)	2.34							
				Int2:	1:22.05	(11)		1.81						
				Int3:	1:33.70	(10)		1.80						
				Fin:	1:44.34	(8)		1.61						
			50	JORDAN Asher Atomic	CAN	Run 1:	Int1:			I1-I2:				
Int2:							I2-I3:							
Int3:							I3-Fin:							
Fin:	DNS													
Total:	DNS													
51	ITEN Matthias Head	SUI	Run 1:	Int1:			I1-I2:							
				Int2:							I2-I3:			
				Int3:							I3-Fin:			
				Fin:	DNF									
			Total:	DNF										



Aspen (USA)
9th Men's Slalom
SUN 3 MAR 2024
PERFORMANCE ANALYSIS BY BIB

Start Time 13:00

Number of Competitors: 68 Number of NSAs: 19

Bib	Name Ski	NSA Code	Pos	Positions			Partials		Difference Time	
				Time	Rank	Pos	Time	Rank		
52	MAROVT Tijan Head	SLO	Run 1:	Int1:	13.44	(29)	I1-I2:		0.85	
				Int2:			I2-I3:			
				Int3:			I3-Fin:			
				Fin:	DNF					
			Total:		DNF					
53	BARBERA Corrado Fischer	ITA	Run 1:	Int1:	13.43	(27)	I1-I2:		0.84	
				Int2:			I2-I3:			
				Int3:			I3-Fin:			
				Fin:	DNF					
			Total:		DNF					
54	PRAMSTALLER Kilian Blizzard	AUT	Run 1:	Int1:	13.59	(36)	I1-I2:	16.93	(19)	1.00
				Int2:	30.52	(21)	I2-I3:	12.27	(26)	1.53
				Int3:	42.79	(23)	I3-Fin:	12.63	(29)	2.07
				Fin:	55.42	(24)				3.03
			Run 2:	Int1:	13.41	(28)	I1-I2:	14.86	(10)	0.70
				Int2:	28.27	(19)	I2-I3:	11.77	(17)	1.13
				Int3:	40.04	(22)	I3-Fin:	10.79	(17)	1.25
				Fin:	50.83	(20)				1.40
			Total:	Int1:	1:08.83	(26)				3.46
				Int2:	1:23.69	(22)				3.45
				Int3:	1:35.46	(24)				3.56
	Fin:	1:46.25	(22)				3.52			
55	DESGRIPPES Hugo Dynastar	FRA	Run 1:	Int1:	13.51	(34)	I1-I2:	17.65	(40)	0.92
				Int2:	31.16	(35)	I2-I3:	12.48	(37)	2.17
				Int3:	43.64	(36)	I3-Fin:	12.50	(25)	2.92
				Fin:	56.14	(33)				3.75
			Total:		DNQ					
56	HANSSON William Rossignol	SWE	Run 1:	Int1:	13.17	(19)	I1-I2:			0.58
				Int2:			I2-I3:			
				Int3:			I3-Fin:			
				Fin:	DNF					
			Total:		DNF					
57	ALKIER Justin Rossignol	CAN	Run 1:	Int1:	13.61	(38)	I1-I2:	17.42	(31)	1.02
				Int2:	31.03	(33)	I2-I3:	12.70	(41)	2.04
				Int3:	43.73	(39)	I3-Fin:	13.05	(38)	3.01
				Fin:	56.78	(37)				4.39
			Total:		DNQ					
58	VIDOVIC Matej Head	CRO	Run 1:	Int1:	13.81	(44)	I1-I2:	17.50	(33)	1.22
				Int2:	31.31	(38)	I2-I3:	12.30	(28)	2.32
				Int3:	43.61	(35)	I3-Fin:	12.40	(22)	2.89
				Fin:	56.01	(31)				3.62
			Total:		DNQ					
59	ANGUENOT Leo Rossignol	FRA	Run 1:	Int1:			I1-I2:			
				Int2:			I2-I3:			
				Int3:			I3-Fin:			
				Fin:	DNF					
			Total:		DNF					

Aspen (USA)
9th Men's Slalom

SUN 3 MAR 2024

Start Time 13:00

PERFORMANCE ANALYSIS BY BIB

Number of Competitors: 68 Number of NSAs: 19

Bib	Name Ski	NSA Code	Run 1:	Int1:	Positions		Int2:	Int3:	Fin:	Total:	Partials		Difference Time	
					Time	Rank					Pos	Time		Rank
60	KOYAMA Yohei Head	JPN	13.84	(45)	I1-I2:		I2-I3:		I3-Fin:				1.25	
						DNF				DNF				
61	NELSON Isaiah Rossignol	USA			I1-I2:		I2-I3:		I3-Fin:					
						DNF				DNF				
62	HIMMELSBACH Fabian Nordica	GER			I1-I2:		I2-I3:		I3-Fin:					
						DNF				DNF				
63	JANUTIN Fadri Fischer	SUI			I1-I2:		I2-I3:		I3-Fin:					
						DNS				DNS				
64	JASICZEK Jdrzej Blizzard	POL	14.34	(53)	I1-I2:		I2-I3:		I3-Fin:				1.75	
						DNF				DNF				
65	MUFFAT-JEANDET Victor Salomon	FRA	13.98	(50)	I1-I2:	17.43	(32)	I2-I3:	12.27	(26)	I3-Fin:	12.86	(36)	1.39
			31.41	(40)									2.42	
			43.68	(37)									2.96	
			56.54	(35)									4.15	
										DNQ				
66	BIRKNER de MIGUEL Tomas	ARG	14.21	(52)	I1-I2:		I2-I3:		I3-Fin:				1.62	
						DNF				DNF				
										DNF				
67	DELLA VITE Filippo Rossignol	ITA			I1-I2:		I2-I3:		I3-Fin:					
						DNF				DNF				
										DNF				
										DNF				
68	RADAMUS River Rossignol	USA	13.92	(47)	I1-I2:	17.04	(22)	I2-I3:	12.49	(38)	I3-Fin:	13.00	(37)	1.33
			30.96	(31)									1.97	
			43.45	(33)									2.73	
			56.45	(34)									4.06	
										DNQ				

PERFORMANCE ANALYSIS BY BIB

Number of Competitors: 68 Number of NSAs: 19

Bib	Name Ski	NSA Code	Pos	Positions		Partials		Difference Time
				Time	Rank	Time	Rank	

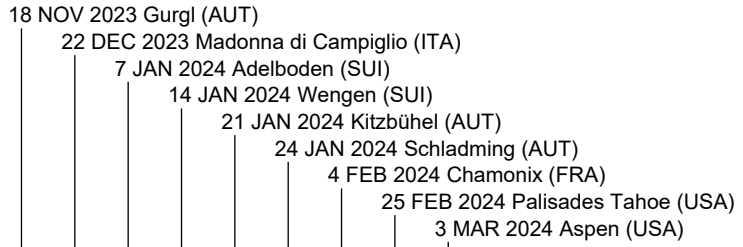
Intermediate Time Positions : Int. 1 = Inter1 Int. 2 = Inter2 Int. 3 = Inter3

Legend:							
DNF	Did Not Finish	DNQ	Did not qualify	DNS	Did Not Start	DSQ	Disqualified
Fin	Finish	Int	Intermediate	Ix	Intermediate x		
Pos.	Intermediate or speed position						

Aspen (USA)

9th Men's Slalom

FIS WORLD CUP STANDINGS



Number of Competitors: 54, Number of NSAs: 16

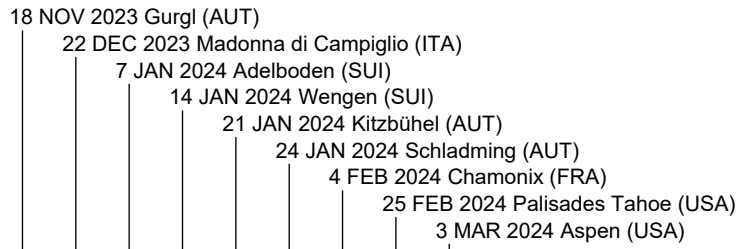
Rank	FIS Code	Name	NSA Code	1	2	3	4	5	6	7	8	9	WC Points	Diff.
1	54063	FELLER Manuel	AUT	100	45	100	100	50	45	50	100	45	635	
2	202451	STRASSER Linus	GER	29	29	50	-	100	100	18	60	80	466	169
3	512182	MEILLARD Loic	SUI	-	36	22	45	32	15	80	29	100	359	276
4	6190403	NOEL Clement	FRA	22	80	-	50	-	60	60	80	-	352	283
5	422507	HAUGAN Timon	NOR	40	50	29	29	-	80	32	50	40	350	285
6	422304	KRISTOFFERSEN Henrik	NOR	36	40	-	60	10	40	45	32	60	323	312
7	511996	YULE Daniel	SUI	45	-	26	22	60	32	100	-	3	288	347
8	220689	RYDING Dave	GBR	50	60	10	22	45	18	24	7	36	272	363
9	511899	ROCHAT Marc	SUI	12	8	45	40	26	50	13	-	24	218	417
10	422732	McGRATH Atle Lie	NOR	-	32	80	80	-	-	1	22	-	215	420
11	502015	JAKOBSEN Kristoffer	SWE	24	-	-	-	80	36	12	45	-	197	438
12	54444	GSTREIN Fabio	AUT	32	22	-	32	-	26	20	36	26	194	441
13	6190558	AMIEZ Steven	FRA	-	-	24	24	40	13	29	24	29	183	452
14	54320	SCHWARZ Marco	AUT	80	100	-	-	-	-	-	-	-	180	455
15	54252	RASCHNER Dominik	AUT	14	11	60	-	36	-	45	-	13	179	456
16	54093	STROLZ Johannes	AUT	-	15	13	16	16	14	18	15	50	157	478
17	6291574	SALA Tommaso	ITA	-	-	36	14	29	29	5	8	15	136	499
18	380377	KOLEGA Samuel	CRO	9	-	40	15	-	8	36	26	-	134	501
19	54170	MATT Michael	AUT	60	16	-	36	-	-	12	-	5	129	506
20	511983	AERNI Luca	SUI	11	20	32	-	-	16	9	14	18	120	515
21	6293171	VINATZER Alex	ITA	5	9	-	5	15	-	26	40	13	113	522
22	92720	POPOV Albert	BUL	26	24	16	-	-	22	5	18	-	111	524
23	422766	STEEN OLSEN Alexander	NOR	13	20	-	-	-	24	15	-	20	92	543
24	6531063	GINNIS Aj	GRE	-	26	-	-	18	20	22	-	-	86	549
24	202520	HOLZMANN Sebastian	GER	16	4	20	18	9	12	-	-	7	86	549
26	380361	RODES Istok	CRO	-	5	14	26	24	-	-	-	16	85	550
27	511902	ZENHAEUSERN Ramon	SUI	9	14	18	-	-	-	14	10	-	65	570
28	380335	ZUBCIC Filip	CRO	18	-	-	10	-	-	8	20	8	64	571
29	512203	NEF Tanguy	SUI	11	12	-	12	-	-	7	11	-	53	582
30	60253	MARCHANT Armand	BEL	-	13	-	-	-	-	-	13	22	48	587
30	221223	MAJOR Billy	GBR	15	-	-	13	20	-	-	-	-	48	587
32	54348	PERTL Adrian	AUT	-	-	9	3	15	9	2	9	-	47	588
33	221236	TAYLOR Laurie	GBR	-	-	-	-	12	-	-	-	32	44	591
34	6293252	KASTLUNGER Tobias	ITA	20	-	15	7	-	-	-	-	-	42	593
35	491853	del CAMPO Juan	ESP	7	-	-	6	7	-	-	-	14	34	601
35	422082	FOSS-SOLEVAAG S	NOR	6	-	7	-	-	10	-	-	11	34	601
37	6190543	RASSAT Paco	FRA	-	-	-	9	22	-	-	-	-	31	604
38	293797	GROSS Stefano	ITA	-	-	4	4	-	-	10	12	-	30	605
39	6532163	SEYMOUR Jett	USA	-	-	-	-	-	-	3	16	6	25	610
39	60261	MAES Sam	BEL	-	-	-	8	-	11	-	6	-	25	610
41	6532592	RITCHIE Benjamin	USA	-	-	8	11	-	-	-	-	4	23	612
42	202615	TREMMELE Anton	GER	-	10	-	-	8	-	-	-	-	18	617
43	103729	READ Erik	CAN	-	6	11	-	-	-	-	-	-	17	618
44	54630	STURM Joshua	AUT	-	-	-	-	-	-	6	-	10	16	619
45	422803	SOLBERG Eirik Hystad	NOR	-	-	-	-	13	-	-	-	-	13	622
46	6532084	RADAMUS River	USA	-	-	12	-	-	-	-	-	-	12	623
47	502617	AX SWARTZ Fabian	SWE	-	-	-	-	11	-	-	-	-	11	624
48	54729	PRAMSTALLER Kilian	AUT	-	-	-	-	-	-	-	-	9	9	626
49	6190909	DESGRIPPES Hugo	FRA	-	7	-	-	-	-	-	-	-	7	628
50	422893	BRAEKKEN Theodor	NOR	-	-	-	-	6	-	-	-	-	6	629
50	491879	SALARICH Joaquim	ESP	-	-	6	-	-	-	-	-	-	6	629

Aspen (USA)



9th Men's Slalom

FIS WORLD CUP STANDINGS



Number of Competitors: 54, Number of NSAs: 16

Rank	FIS Code	Name	NSA Code	1	2	3	4	5	6	7	8	9	WC Points	Diff.
52	6190628	ANGUENOT Leo	FRA	-	-	5	-	-	-	-	-	-	5	630
53	54447	RUELAND Simon	AUT	4	-	-	-	-	-	-	-	-	4	631
54	6300451	KATO Seigo	JPN	-	-	-	2	-	-	-	-	-	2	633

Legend:	-	No points	Diff.	Difference	WC	World Cup
----------------	---	-----------	-------	------------	----	-----------

Aspen (USA)

9th Men's Slalom

OVERALL FIS WORLD CUP STANDINGS

Number of Competitors: 152, Number of NSAs: 24

Rank	FIS Code	Name	NSA Code	WC Points	Diff.	DH 8 races	SL 9 races	GS 9 races	SG 6 races	AC 0 races	PAR 0 races
1	512269	ODERMATT Marco	SUI	1902		552 (1)	-	900 (1)	450 (1)	-	-
2	54063	FELLER Manuel	AUT	846	1056	-	635 (1)	211 (10)	-	-	-
3	512182	MEILLARD Loic	SUI	843	1059	-	359 (3)	368 (3)	116 (18)	-	-
4	194873	SARRAZIN Cyprien	FRA	684	1218	510 (2)	-	-	174 (5)	-	-
5	422304	KRISTOFFERSEN Henrik	NOR	673	1229	-	323 (6)	350 (4)	-	-	-
6	53980	KRIECHMAYR Vincent	AUT	667	1235	298 (4)	-	-	369 (2)	-	-
7	291459	PARIS Dominik	ITA	499	1403	342 (3)	-	-	157 (8)	-	-
8	422507	HAUGAN Timon	NOR	481	1421	-	350 (5)	131 (19)	-	-	-
9	202451	STRASSER Linus	GER	472	1430	-	466 (2)	6 (53)	-	-	-
10	54320	SCHWARZ Marco	AUT	464	1438	29 (42)	180 (14)	210 (11)	45 (28)	-	-
11	422139	KILDE Aleksand.	NOR	440	1462	220 (7)	-	100 (22)	120 (15)	-	-
12	422732	McGRATH Atle Lie	NOR	437	1465	-	215 (10)	222 (8)	-	-	-
13	380335	ZUBCIC Filip	CRO	434	1468	-	64 (28)	370 (2)	-	-	-
14	422766	STEEN OLSEN Alexander	NOR	389	1513	-	92 (23)	297 (6)	-	-	-
15	54445	HAASER Raphael	AUT	388	1514	23 (45)	-	114 (21)	251 (3)	-	-
16	194858	ALLEGRE Nils	FRA	372	1530	201 (10)	-	-	171 (6)	-	-
17	6190403	NOEL Clement	FRA	352	1550	-	352 (4)	-	-	-	-
18	561244	KRANJEC Zan	SLO	347	1555	-	-	347 (5)	-	-	-
19	511896	MURISIER Justin	SUI	335	1567	139 (14)	-	77 (29)	119 (16)	-	-
20	990081	CASSE Mattia	ITA	308	1594	185 (12)	-	-	123 (13)	-	-
21	6530319	COCHRAN-SIEGLE Ryan	USA	306	1596	208 (8)	-	-	98 (19)	-	-
22	104537	ALEXANDER Cameron	CAN	301	1601	205 (9)	-	-	96 (20)	-	-
23	104531	CRAWFORD James	CAN	293	1609	152 (13)	-	15 (41)	126 (12)	-	-
24	6293171	VINATZER Alex	ITA	291	1611	-	113 (21)	178 (12)	-	-	-
25	511996	YULE Daniel	SUI	288	1614	-	288 (7)	-	-	-	-
26	6530104	BENNETT Bryce	USA	280	1622	257 (5)	-	-	23 (38)	-	-
27	6290845	BOSCA Guglielmo	ITA	277	1625	73 (25)	-	-	204 (4)	-	-
28	6532084	RADAMUS River	USA	275	1627	-	12 (46)	217 (9)	46 (27)	-	-
29	220689	RYDING Dave	GBR	272	1630	-	272 (8)	-	-	-	-
30	512124	HINTERMANN Niels	SUI	260	1642	229 (6)	-	-	31 (32)	-	-
31	512038	ROGENTIN Stefan	SUI	248	1654	104 (16)	-	-	144 (9)	-	-
32	54371	BABINSKY Stefan	AUT	237	1665	109 (15)	-	-	128 (10)	-	-
33	511638	TUMLER Thomas	SUI	235	1667	-	-	235 (7)	-	-	-
34	512471	von ALLMEN Franjo	SUI	231	1671	103 (17)	-	-	128 (10)	-	-
35	511852	CAVIEZEL Gino	SUI	226	1676	-	-	166 (14)	60 (22)	-	-
36	511899	ROCHAT Marc	SUI	218	1684	-	218 (9)	-	-	-	-
37	104468	READ Jeffrey	CAN	210	1692	52 (35)	-	-	158 (7)	-	-
38	54252	RASCHNER Dominik	AUT	208	1694	-	179 (15)	29 (36)	-	-	-
39	194364	PINTURAUŁ Alexis	FRA	199	1703	38 (39)	-	130 (20)	31 (32)	-	-
40	502015	JAKOBSEN Kristoffer	SWE	197	1705	-	197 (11)	-	-	-	-
41	6291625	SCHIEDER Florian	ITA	196	1706	194 (11)	-	-	2 (58)	-	-
42	54444	GSTREIN Fabio	AUT	194	1708	-	194 (12)	-	-	-	-
43	422310	SEJERSTED Adri.	NOR	183	1719	65 (29)	-	-	118 (17)	-	-
43	6190558	AMIEZ Steven	FRA	183	1719	-	183 (13)	-	-	-	-
45	512303	BOISSET Arnaud	SUI	179	1723	56 (33)	-	-	123 (13)	-	-
46	202597	SCHMID Alexander	GER	168	1734	-	-	168 (13)	-	-	-
47	54093	STROLZ Johannes	AUT	157	1745	-	157 (16)	-	-	-	-
48	990116	de ALIPRANDINI Luca	ITA	154	1748	-	-	154 (15)	-	-	-
49	20398	VERDU Joan	AND	141	1761	-	-	141 (16)	-	-	-
50	6291574	SALA Tommaso	ITA	136	1766	-	136 (17)	-	-	-	-
50	194935	FAVROT Thibaut	FRA	136	1766	-	-	136 (17)	-	-	-
52	54027	BRENNSTEINER Stefan	AUT	134	1768	-	-	134 (18)	-	-	-
52	380377	KOLEGA Samuel	CRO	134	1768	-	134 (18)	-	-	-	-
54	54170	MATT Michael	AUT	129	1773	-	129 (19)	-	-	-	-
55	511983	AERNI Luca	SUI	127	1775	-	120 (20)	7 (49)	-	-	-
56	194298	GIEZENDANNER Blaise	FRA	126	1776	100 (19)	-	-	26 (36)	-	-
57	934643	GOLDBERG Jared	USA	124	1778	70 (27)	-	-	54 (23)	-	-
58	53975	HEMETSBERGER Daniel	AUT	120	1782	26 (43)	-	-	94 (21)	-	-
59	512408	MONNEY Alexis	SUI	118	1784	99 (20)	-	-	19 (42)	-	-
60	60261	MAES Sam	BEL	113	1789	-	25 (39)	88 (23)	-	-	-
61	92720	POPOV Albert	BUL	111	1791	-	111 (22)	-	-	-	-
62	54157	DANKLMAIER Daniel	AUT	109	1793	56 (33)	-	-	53 (24)	-	-
63	194167	MUZATON Maxence	FRA	101	1801	101 (18)	-	-	-	-	-
64	192746	THEAUX Adrien	FRA	99	1803	79 (23)	-	-	20 (41)	-	-

Aspen (USA)

9th Men's Slalom


OVERALL FIS WORLD CUP STANDINGS

Number of Competitors: 152, Number of NSAs: 24

Rank	FIS Code	Name	NSA Code	WC Points	Diff.	DH 8 races	SL 9 races	GS 9 races	SG 6 races	AC 0 races	PAR 0 races
64	54005	STRIEDINGER Otmar	AUT	99	1803	78 (24)	-	-	21 (39)	-	-
66	293006	INNERHOFER Christof	ITA	97	1805	69 (28)	-	-	28 (34)	-	-
67	990048	BORSOTTI Giovanni	ITA	95	1807	-	-	86 (25)	9 (50)	-	-
68	180877	LEHTO Elian	FIN	94	1808	73 (25)	-	-	21 (39)	-	-
69	54628	FEURSTEIN Lukas	AUT	93	1809	-	-	45 (32)	48 (25)	-	-
70	6531520	MORSE Sam	USA	91	1811	59 (31)	-	-	32 (31)	-	-
71	6293775	DELLA VITE Filippo	ITA	87	1815	-	-	87 (24)	-	-	-
72	6531063	GINNIS Aj	GRE	86	1816	-	86 (24)	-	-	-	-
72	202520	HOLZMANN Sebastian	GER	86	1816	-	86 (24)	-	-	-	-
72	6190628	ANGUENOT Leo	FRA	86	1816	-	5 (52)	81 (26)	-	-	-
75	380361	RODES Istok	CRO	85	1817	-	85 (26)	-	-	-	-
76	6190176	BAILET Matthieu	FRA	84	1818	83 (21)	-	-	1 (61)	-	-
76	6190179	ALPHAND Nils	FRA	84	1818	65 (29)	-	-	19 (42)	-	-
78	512228	KOHLER Marco	SUI	83	1819	58 (32)	-	-	25 (37)	-	-
79	422278	WINDINGSTAD Rasmus	NOR	81	1821	-	-	81 (26)	-	-	-
80	561310	HROBAT Miha	SLO	80	1822	80 (22)	-	-	-	-	-
80	202762	JOCHER Simon	GER	80	1822	33 (41)	-	-	47 (26)	-	-
82	531799	FORD Tommy	USA	79	1823	-	-	79 (28)	-	-	-
83	512424	JANUTIN Fadri	SUI	71	1831	-	-	71 (30)	-	-	-
84	511902	ZENHAEUSERN Ramon	SUI	65	1837	-	65 (27)	-	-	-	-
85	6291053	ZAZZI Pietro	ITA	64	1838	22 (46)	-	-	42 (29)	-	-
86	54359	FEURSTEIN Patrick	AUT	59	1843	-	-	59 (31)	-	-	-
87	200379	SANDER Andreas	GER	58	1844	46 (36)	-	-	12 (46)	-	-
88	51215	BAUMANN Romed	GER	57	1845	45 (37)	-	-	12 (46)	-	-
89	512203	NEF Tanguy	SUI	53	1849	-	53 (29)	-	-	-	-
90	60253	MARCHANT Armand	BEL	48	1854	-	48 (30)	-	-	-	-
90	221223	MAJOR Billy	GBR	48	1854	-	48 (30)	-	-	-	-
92	54348	PERTL Adrian	AUT	47	1855	-	47 (32)	-	-	-	-
92	103729	READ Erik	CAN	47	1855	-	17 (43)	30 (35)	-	-	-
94	6532123	NEGOMIR Kyle	USA	46	1856	13 (49)	-	-	33 (30)	-	-
95	512275	METTLER Josua	SUI	45	1857	45 (37)	-	-	-	-	-
96	221236	TAYLOR Laurie	GBR	44	1858	-	44 (33)	-	-	-	-
97	6293252	KASTLUNGER Tobias	ITA	42	1860	-	42 (34)	-	-	-	-
98	930024	MAPLE Wiley	USA	39	1863	34 (40)	-	-	5 (52)	-	-
99	193967	MUFFAT-JEANDET Victor	FRA	35	1867	-	-	35 (33)	-	-	-
100	491853	del CAMPO Juan	ESP	34	1868	-	34 (35)	-	-	-	-
100	422082	FOSS-SOLEVAAG S	NOR	34	1868	-	34 (35)	-	-	-	-
102	512301	SIMONET Livio	SUI	33	1869	-	-	33 (34)	-	-	-
103	6190543	RASSAT Paco	FRA	31	1871	-	31 (37)	-	-	-	-
104	293797	GROSS Stefano	ITA	30	1872	-	30 (38)	-	-	-	-
105	6291725	ZINGERLE Hannes	ITA	29	1873	-	-	29 (36)	-	-	-
106	54368	BORNAES Christian	DEN	27	1875	-	-	27 (38)	-	-	-
106	54209	KRENN Christoph	AUT	27	1875	-	-	-	27 (35)	-	-
108	54080	NEUMAYER Christopher	AUT	26	1876	26 (43)	-	-	-	-	-
109	6532163	SEYMOUR Jett	USA	25	1877	-	25 (39)	-	-	-	-
109	422707	MOELLER Fredrik	NOR	25	1877	1 (55)	-	14 (42)	10 (49)	-	-
111	54630	STURM Joshua	AUT	24	1878	-	16 (44)	8 (48)	-	-	-
112	6532592	RITCHIE Benjamin	USA	23	1879	-	23 (41)	-	-	-	-
112	512039	ROULIN Gilles	SUI	23	1879	4 (54)	-	-	19 (42)	-	-
114	202059	FERSTL Josef	GER	22	1880	22 (46)	-	-	-	-	-
115	512495	ZURBRUEGG Sandro	SUI	21	1881	-	-	21 (39)	-	-	-
115	202535	DRESSEN Thomas	GER	21	1881	8 (51)	-	-	13 (45)	-	-
117	54631	ZWISCHENBRUGGER Noel	AUT	20	1882	-	-	20 (40)	-	-	-
118	202345	SCHWAIGER Dominik	GER	18	1884	18 (48)	-	-	-	-	-
118	202615	TREMME Anton	GER	18	1884	-	18 (42)	-	-	-	-
120	422803	SOLBERG Eirik Hystad	NOR	13	1889	-	13 (45)	-	-	-	-
120	6300451	KATO Seigo	JPN	13	1889	-	2 (54)	11 (44)	-	-	-
120	202883	GRAMMEL Anton	GER	13	1889	-	-	13 (43)	-	-	-
123	151238	ZABYSTRAN Jan	CZE	11	1891	11 (50)	-	-	-	-	-
123	502617	AX SWARTZ Fabian	SWE	11	1891	-	11 (47)	-	-	-	-
123	780023	DRUKAROV Andrej	LTU	11	1891	-	-	11 (44)	-	-	-
123	6190687	LORIOT Florian	FRA	11	1891	-	-	-	11 (48)	-	-
123	202829	GRATZ Fabian	GER	11	1891	-	-	11 (44)	-	-	-
128	194495	FAIVRE Mathieu	FRA	9	1893	-	-	9 (47)	-	-	-

Aspen (USA)

9th Men's Slalom


OVERALL FIS WORLD CUP STANDINGS

Number of Competitors: 152, Number of NSAs: 24

Rank	FIS Code	Name	NSA Code	WC Points	Diff.	DH 8 races	SL 9 races	GS 9 races	SG 6 races	AC 0 races	PAR 0 races
128	54729	PRAMSTALLER Kilian	AUT	9	1893	-	9 (48)	-	-	-	-
128	512281	ROESTI Lars	SUI	9	1893	7 (52)	-	-	2 (58)	-	-
131	104272	SEGER Brodie	CAN	8	1894	5 (53)	-	-	3 (56)	-	-
132	54438	PLOIER Andreas	AUT	7	1895	-	-	-	7 (51)	-	-
132	6190909	DESGRIPPES Hugo	FRA	7	1895	-	7 (49)	-	-	-	-
132	422730	GUNLEIKSRUD Ha.	NOR	7	1895	-	-	7 (49)	-	-	-
132	6531928	KENNEY Patrick	USA	7	1895	-	-	7 (49)	-	-	-
132	700879	ZAMPA Andreas	SVK	7	1895	-	-	7 (49)	-	-	-
137	422893	BRAEKKEN Theodor	NOR	6	1896	-	6 (50)	-	-	-	-
137	491879	SALARICH Joaquim	ESP	6	1896	-	6 (50)	-	-	-	-
137	561255	CATER Martin	SLO	6	1896	1 (55)	-	-	5 (52)	-	-
140	6293831	FRANZONI Giovanni	ITA	5	1897	-	-	-	5 (52)	-	-
140	502433	HANSSON William	SWE	5	1897	-	-	5 (54)	-	-	-
140	501898	ROENNGREN Mattias	SWE	5	1897	-	-	5 (54)	-	-	-
143	104539	SEGER Riley	CAN	4	1898	-	-	-	4 (55)	-	-
143	40621	MUHLEN-SCHULTE Louis	AUS	4	1898	-	-	4 (56)	-	-	-
143	492192	ORTEGA Albert	ESP	4	1898	-	-	4 (56)	-	-	-
143	54447	RUELAND Simon	AUT	4	1898	-	4 (53)	-	-	-	-
147	6190459	ALPHAND Sam	FRA	3	1899	-	-	-	3 (56)	-	-
147	6531963	STEFFEY George	USA	3	1899	-	-	3 (58)	-	-	-
147	202909	STOCKINGER Jonas	GER	3	1899	-	-	3 (58)	-	-	-
150	6190726	FRESQUET Adrien	FRA	2	1900	-	-	-	2 (58)	-	-
151	203096	VOGT Luis	GER	1	1901	1 (55)	-	-	-	-	-
151	104708	ALEXANDER Kyle	CAN	1	1901	-	-	-	1 (61)	-	-

Legend:		AC	DH	Diff.
-	No points	Alpine Combined	Downhill	Difference
GS	Giant Slalom	PAR	SG	SL
WC	World Cup	Parallel	Super-G	Stalom

Aspen (USA)

9th Men's Slalom

FIS WCSL LIST

18 NOV 2023 Gurgl (AUT)

22 DEC 2023 Madonna di Campiglio (ITA)

7 JAN 2024 Adelboden (SUI)

14 JAN 2024 Wengen (SUI)

21 JAN 2024 Kitzbühel (AUT)

24 JAN 2024 Schladming (AUT)

4 FEB 2024 Chamonix (FRA)

25 FEB 2024 Palisades Tahoe (USA)

3 MAR 2024 Aspen (USA)

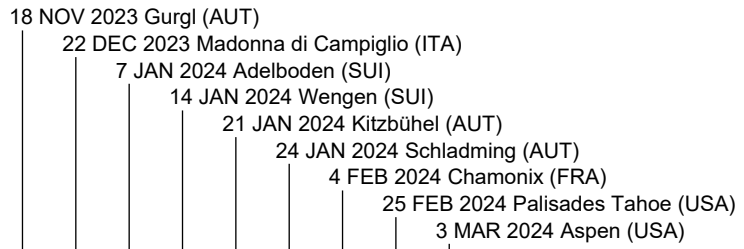
Number of Competitors: 65, Number of NSAs: 17

Rank	FIS Code	Name	NSA Code	1	2	3	4	5	6	7	8	9	Base	- X	+ Y =	WCSL-SL
1	54063	FELLER Manuel	AUT	100	45	100	100	50	45	50	100	45	381	264	635	752
2	202451	STRASSER Linus	GER	29	29	50	-	100	100	18	60	80	335	232	466	569
3	422304	KRISTOFFERSEN Henrik	NOR	36	40	-	60	10	40	45	32	60	594	411	323	506
4	512182	MEILLARD Loic	SUI	-	36	22	45	32	15	80	29	100	337	233	359	463
5	6190403	NOEL Clement	FRA	22	80	-	50	-	60	60	80	-	342	237	352	457
6	422507	HAUGAN Timon	NOR	40	50	29	29	-	80	32	50	40	231	160	350	421
7	511996	YULE Daniel	SUI	45	-	26	22	60	32	100	-	3	401	278	288	411
8	220689	RYDING Dave	GBR	50	60	10	22	45	18	24	7	36	201	139	272	334
9	422732	McGRATH Atle Lie	NOR	-	32	80	80	-	-	1	22	-	215	149	215	281
10	511899	ROCHAT Marc	SUI	12	8	45	40	26	50	13	-	24	168	116	218	270
11	54320	SCHWARZ Marco	AUT	80	100	-	-	-	-	-	-	-	239	165	180	254
12	54444	GSTREIN Fabio	AUT	32	22	-	32	-	26	20	36	26	190	132	194	252
13	502015	JAKOBSEN Kristoffer	SWE	24	-	-	-	80	36	12	45	-	151	105	197	243
14	511902	ZENHAEUSERN Ramon	SUI	9	14	18	-	-	-	14	10	-	496	343	65	218
15	6291574	SALA Tommaso	ITA	-	-	36	14	29	29	5	8	15	214	148	136	202
16	54252	RASCHNER Dominik	AUT	14	11	60	-	36	-	45	-	13	17	12	179	184
17	6190558	AMIEZ Steven	FRA	-	-	24	24	40	13	29	24	29	-	-	183	183
18	6293171	VINATZER Alex	ITA	5	9	-	5	15	-	26	40	13	216	150	113	179
18	422729	BRAATHEN Lucas	NOR	-	-	-	-	-	-	-	-	-	582	403	-	179
20	422766	STEEN OLSEN Alexander	NOR	13	20	-	-	-	24	15	-	20	275	190	92	177
21	54093	STROLZ Johannes	AUT	-	15	13	16	16	14	18	15	50	51	35	157	173
22	92720	POPOV Albert	BUL	26	24	16	-	-	22	5	18	-	182	126	111	167
23	380377	KOLEGA Samuel	CRO	9	-	40	15	-	8	36	26	-	91	63	134	162
24	54170	MATT Michael	AUT	60	16	-	36	-	-	12	-	5	72	50	129	151
25	511983	AERNI Luca	SUI	11	20	32	-	-	16	9	14	18	77	53	120	144
26	6531063	GINNIS Aj	GRE	-	26	-	-	18	20	22	-	-	171	118	86	139
27	202520	HOLZMANN Sebastian	GER	16	4	20	18	9	12	-	-	7	110	76	86	120
28	54348	PERTL Adrian	AUT	-	-	9	3	15	9	2	9	-	166	115	47	98
29	380335	ZUBCIC Filip	CRO	18	-	-	10	-	-	8	20	8	100	69	64	95
30	380361	RODES Istok	CRO	-	5	14	26	24	-	-	-	16	25	17	85	93
31	422082	FOSS-SOLEVAAG S	NOR	6	-	7	-	-	10	-	-	11	144	100	34	78
32	60253	MARCHANT Armand	BEL	-	13	-	-	-	-	-	13	22	46	32	48	62
33	293797	GROSS Stefano	ITA	-	-	4	4	-	-	10	12	-	91	63	30	58
34	221223	MAJOR Billy	GBR	15	-	-	13	20	-	-	-	-	28	19	48	57
34	512203	NEF Tanguy	SUI	11	12	-	12	-	-	7	11	-	12	8	53	57
36	6293252	KASTLUNGER Tobias	ITA	20	-	15	7	-	-	-	-	-	42	29	42	55
37	194364	PINTURAULT Alexis	FRA	-	-	-	-	-	-	-	-	-	177	123	-	54
38	221236	TAYLOR Laurie	GBR	-	-	-	-	12	-	-	-	32	14	10	44	48
39	491853	del CAMPO Juan	ESP	7	-	-	6	7	-	-	-	14	13	9	34	38
39	103729	READ Erik	CAN	-	6	11	-	-	-	-	-	-	68	47	17	38
41	6532163	SEYMOUR Jett	USA	-	-	-	-	-	-	3	16	6	36	25	25	36
42	6190543	RASSAT Paco	FRA	-	-	-	9	22	-	-	-	-	-	-	31	31
43	202615	TREMMEL Anton	GER	-	10	-	-	8	-	-	-	-	39	27	18	30
44	60261	MAES Sam	BEL	-	-	-	8	-	11	-	6	-	13	9	25	29
45	6532592	RITCHIE Benjamin	USA	-	-	8	11	-	-	-	-	4	13	9	23	27
46	491879	SALARICH Joaquim	ESP	-	-	6	-	-	-	-	-	-	38	26	6	18
47	54630	STURM Joshua	AUT	-	-	-	-	-	-	6	-	10	-	-	16	16
47	6531936	WINTERS Luke	USA	-	-	-	-	-	-	-	-	-	53	37	-	16
49	422803	SOLBERG Eirik Hystad	NOR	-	-	-	-	13	-	-	-	-	-	-	13	13
50	6532084	RADAMUS River	USA	-	-	12	-	-	-	-	-	-	-	-	12	12
51	502617	AX SWARTZ Fabian	SWE	-	-	-	-	11	-	-	-	-	-	-	11	11

Aspen (USA)

9th Men's Slalom

FIS WCSL LIST



Number of Competitors: 65, Number of NSAs: 17

Rank	FIS Code	Name	NSA Code	1	2	3	4	5	6	7	8	9	Base	- X	+ Y =	WCSL-SL
52	512138	SIMONET Sandro	SUI	-	-	-	-	-	-	-	-	-	31	21	-	10
53	54729	PRAMSTALLER Kilian	AUT	-	-	-	-	-	-	-	-	9	-	-	9	9
54	6190909	DESGRIPPES Hugo	FRA	-	7	-	-	-	-	-	-	-	-	-	7	7
54	561322	HADALIN Stefan	SLO	-	-	-	-	-	-	-	-	-	22	15	-	7
54	6291430	MAURBERGER Simon	ITA	-	-	-	-	-	-	-	-	-	23	16	-	7
54	293098	RAZZOLI Giuliano	ITA	-	-	-	-	-	-	-	-	-	24	17	-	7
58	422893	BRAEKKEN Theodor	NOR	-	-	-	-	6	-	-	-	-	-	-	6	6
59	6190628	ANGUENOT Leo	FRA	-	-	5	-	-	-	-	-	-	-	-	5	5
60	54447	RUELAND Simon	AUT	4	-	-	-	-	-	-	-	-	-	-	4	4
60	193967	MUFFAT-JEANDET Victor	FRA	-	-	-	-	-	-	-	-	-	13	9	-	4
62	202485	KETTERER David	GER	-	-	-	-	-	-	-	-	-	9	6	-	3
63	6300451	KATO Seigo	JPN	-	-	-	2	-	-	-	-	-	-	-	2	2
63	6300464	KOYAMA Yohei	JPN	-	-	-	-	-	-	-	-	-	6	4	-	2
63	512120	von GRUENIGEN Noel	SUI	-	-	-	-	-	-	-	-	-	5	3	-	2

Number of competitors per NSA in the top 60

AUT:	10	BEL:	2	BUL:	1	CAN:	1	CRO:	3	ESP:	2
FRA:	6	GBR:	3	GER:	3	GRE:	1	ITA:	6	NOR:	8
SLO:	1	SUI:	7	SWE:	2	USA:	4				

Legend:	
-	No points
Base	Last season FIS World Cup Start List points
WCSL-SL	FIS World Cup Start List points for Slalom
X	(Base/number of planned races in the current season) *(number of completed races in the current season)
Y	FIS World Cup points won in the current season

Aspen (USA)

9th Men's Slalom

OVERALL FIS WCSL LIST

Number of Competitors: 196, Number of NSAs: 27

Rank	FIS Code	Name	NSA Code	WCSL	Diff.	DH 8 races	SL 9 races	GS 9 races	SG 6 races	AC 0 races	PAR 0 races
1	512269	ODERMATT Marco	SUI	2486		768 (1)	-	1071 (1)	647 (1)	-	-
2	512182	MEILLARD Loic	SUI	1116	1370	-	463 (4)	456 (3)	157 (15)	40 (6)	-
3	53980	KRIECHMAYR Vincent	AUT	1002	1484	543 (2)	-	1 (73)	458 (2)	-	-
4	54063	FELLER Manuel	AUT	1000	1486	-	752 (1)	248 (9)	-	-	-
5	422304	KRISTOFFERSEN Henrik	NOR	984	1502	-	506 (3)	478 (2)	-	-	-
6	422139	KILDE Aleksand.	NOR	923	1563	543 (2)	-	112 (24)	268 (4)	-	-
7	54320	SCHWARZ Marco	AUT	803	1683	73 (36)	254 (11)	303 (7)	93 (24)	80 (2)	-
8	194873	SARRAZIN Cyprien	FRA	732	1754	542 (4)	-	1 (73)	189 (9)	-	-
9	291459	PARIS Dominik	ITA	635	1851	435 (5)	-	-	200 (7)	-	-
10	422732	McGRATH Atle Lie	NOR	618	1868	-	281 (9)	241 (10)	11 (56)	45 (5)	40 (7)
11	422507	HAUGAN Timon	NOR	612	1874	-	421 (6)	131 (21)	-	-	60 (3)
12	202451	STRASSER Linus	GER	593	1893	-	569 (2)	6 (58)	-	-	18 (16)
13	194364	PINTURAUULT Alexis	FRA	536	1950	38 (48)	54 (37)	211 (13)	109 (21)	100 (1)	24 (13)
14	422766	STEEN OLSEN Alexander	NOR	525	1961	-	177 (20)	312 (6)	-	-	36 (9)
15	54445	HAASER Raphael	AUT	522	1964	23 (57)	-	142 (20)	297 (3)	60 (3)	-
16	380335	ZUBCIC Filip	CRO	511	1975	-	95 (29)	416 (5)	-	-	-
17	104531	CRAWFORD James	CAN	494	1992	295 (8)	-	16 (43)	183 (11)	-	-
18	561244	KRANJEC Zan	SLO	479	2007	-	-	439 (4)	-	-	40 (7)
19	990081	CASSE Mattia	ITA	460	2026	296 (7)	-	-	164 (13)	-	-
20	6190403	NOEL Clement	FRA	457	2029	-	457 (5)	-	-	-	-
21	194858	ALLEGRE Nils	FRA	444	2042	234 (13)	-	-	210 (6)	-	-
22	511896	MURISIER Justin	SUI	424	2062	175 (14)	-	86 (28)	163 (14)	-	-
23	6530319	COCHRAN-SIEGLE Ryan	USA	422	2064	265 (12)	-	-	131 (18)	26 (10)	-
24	511996	YULE Daniel	SUI	411	2075	-	411 (7)	-	-	-	-
25	512124	HINTERMANN Niels	SUI	381	2105	340 (6)	-	-	41 (32)	-	-
26	6293171	VINATZER Alex	ITA	378	2108	-	179 (18)	179 (17)	-	-	20 (15)
27	6532084	RADAMUS River	USA	367	2119	-	12 (50)	238 (11)	51 (29)	50 (4)	16 (17)
28	104537	ALEXANDER Cameron	CAN	366	2120	267 (11)	-	-	99 (23)	-	-
29	512038	ROGENTIN Stefan	SUI	343	2143	154 (16)	-	-	189 (9)	-	-
30	220689	RYDING Dave	GBR	334	2152	-	334 (8)	-	-	-	-
31	511852	CAVIEZEL Gino	SUI	322	2164	-	-	222 (12)	100 (22)	-	-
32	6530104	BENNETT Bryce	USA	303	2183	279 (10)	-	-	24 (42)	-	-
32	6290845	BOSCA Guglielmo	ITA	303	2183	76 (35)	-	-	227 (5)	-	-
32	202597	SCHMID Alexander	GER	303	2183	-	-	203 (14)	-	-	100 (1)
35	6291625	SCHIEDER Florian	ITA	298	2188	293 (9)	-	-	5 (68)	-	-
36	54252	RASCHNER Dominik	AUT	293	2193	-	184 (16)	29 (38)	-	-	80 (2)
37	54371	BABINSKY Stefan	AUT	285	2201	112 (25)	-	-	173 (12)	-	-
38	511899	ROCHAT Marc	SUI	270	2216	-	270 (10)	-	-	-	-
39	53975	HEMETSBERGER Daniel	AUT	267	2219	125 (22)	-	-	142 (16)	-	-
40	422310	SEJERSTED Adri.	NOR	263	2223	122 (23)	-	-	141 (17)	-	-
41	104468	READ Jeffrey	CAN	256	2230	59 (43)	-	-	197 (8)	-	-
41	511638	TUMLER Thomas	SUI	256	2230	-	-	256 (8)	-	-	-
41	422729	BRAATHEN Lucas	NOR	256	2230	-	179 (18)	68 (32)	9 (61)	-	-
44	54444	GSTREIN Fabio	AUT	252	2234	-	252 (12)	-	-	-	-
45	502015	JAKOBSEN Kristoffer	SWE	243	2243	-	243 (13)	-	-	-	-
46	512471	von ALLMEN Franjo	SUI	231	2255	103 (30)	-	-	128 (19)	-	-
47	511902	ZENHAEUSERN Ramon	SUI	218	2268	-	218 (14)	-	-	-	-
48	990116	de ALIPRANDINI Luca	ITA	212	2274	-	-	180 (16)	-	-	32 (10)
49	6291574	SALA Tommaso	ITA	202	2284	-	202 (15)	-	-	-	-
50	200379	SANDER Andreas	GER	191	2295	106 (27)	-	-	85 (25)	-	-
51	20398	VERDU Joan	AND	185	2301	-	-	159 (18)	-	-	26 (12)
52	6190558	AMIEZ Steven	FRA	183	2303	-	183 (17)	-	-	-	-
53	54027	BRENNSTEINER Stefan	AUT	181	2305	-	-	181 (15)	-	-	-
54	512303	BOISSET Arnaud	SUI	179	2307	56 (45)	-	-	123 (20)	-	-
54	54005	STRIEDINGER Otmar	AUT	179	2307	155 (15)	-	-	24 (42)	-	-
56	54093	STROLZ Johannes	AUT	173	2313	-	173 (21)	-	-	-	-
57	934643	GOLDBERG Jared	USA	171	2315	112 (25)	-	-	59 (26)	-	-
58	422278	WINDINGSTAD Rasmus	NOR	169	2317	-	-	124 (23)	-	-	45 (5)
59	51215	BAUMANN Romed	GER	167	2319	139 (17)	-	-	28 (38)	-	-
59	92720	POPOV Albert	BUL	167	2319	-	167 (22)	-	-	-	-
61	380377	KOLEGA Samuel	CRO	162	2324	-	162 (23)	-	-	-	-
62	60261	MAES Sam	BEL	157	2329	-	29 (44)	99 (26)	-	-	29 (11)
63	54170	MATT Michael	AUT	151	2335	-	151 (24)	-	-	-	-
63	511983	AERNI Luca	SUI	151	2335	-	144 (25)	7 (53)	-	-	-

Aspen (USA)

9th Men's Slalom

OVERALL FIS WCSL LIST

Number of Competitors: 196, Number of NSAs: 27

Rank	FIS Code	Name	NSA Code	WCSL	Diff.	DH 8 races	SL 9 races	GS 9 races	SG 6 races	AC 0 races	PAR 0 races
65	512408	MONNEY Alexis	SUI	150	2336	129 (20)	-	-	21 (45)	-	-
66	54348	PERTL Adrian	AUT	148	2338	-	98 (28)	-	-	-	50 (4)
67	192746	THEAUX Adrien	FRA	147	2339	126 (21)	-	-	21 (45)	-	-
68	54157	DANKLMAIER Daniel	AUT	145	2341	92 (32)	-	-	53 (28)	-	-
69	194298	GIEZENDANNER Blaise	FRA	144	2342	104 (28)	-	-	40 (34)	-	-
69	194935	FAVROT Thibaut	FRA	144	2342	-	-	144 (19)	-	-	-
71	191740	CLAREY Johan	FRA	140	2346	132 (19)	-	-	8 (64)	-	-
72	6531063	GINNIS Aj	GRE	139	2347	-	139 (26)	-	-	-	-
73	293006	INNERHOFER Christof	ITA	134	2352	93 (31)	-	-	41 (32)	-	-
74	194167	MUZATON Maxence	FRA	133	2353	133 (18)	-	-	-	-	-
75	6190176	BAILET Matthieu	FRA	128	2358	104 (28)	-	-	24 (42)	-	-
76	6293775	DELLA VITE Filippo	ITA	127	2359	-	-	127 (22)	-	-	-
77	202520	HOLZMANN Sebastian	GER	120	2366	-	120 (27)	-	-	-	-
78	561310	HROBAT Miha	SLO	119	2367	118 (24)	-	-	1 (78)	-	-
79	6531520	MORSE Sam	USA	114	2372	82 (33)	-	-	32 (36)	-	-
80	990048	BORSOTTI Giovanni	ITA	111	2375	-	-	101 (25)	10 (57)	-	-
81	202762	JOCHER Simon	GER	109	2377	38 (48)	-	-	51 (29)	20 (13)	-
82	54628	FEURSTEIN Lukas	AUT	104	2382	-	-	45 (35)	59 (26)	-	-
83	180877	LEHTO Elian	FIN	100	2386	79 (34)	-	-	21 (45)	-	-
84	531799	FORD Tommy	USA	93	2393	-	-	93 (27)	-	-	-
84	380361	RODES Istok	CRO	93	2393	-	93 (30)	-	-	-	-
86	6293252	KASTLUNGER Tobias	ITA	92	2394	-	55 (36)	1 (73)	-	36 (7)	-
87	53902	MAYER Matthias	AUT	91	2395	70 (37)	-	-	21 (45)	-	-
88	6190628	ANGUENOT Leo	FRA	89	2397	-	5 (59)	84 (29)	-	-	-
89	512228	KOHLER Marco	SUI	86	2400	61 (42)	-	-	25 (40)	-	-
90	6190179	ALPHAND Nils	FRA	84	2402	65 (41)	-	-	19 (49)	-	-
90	103729	READ Erik	CAN	84	2402	-	38 (39)	46 (33)	-	-	-
92	511383	FEUZ Beat	SUI	79	2407	69 (38)	-	-	10 (57)	-	-
93	422082	FOSS-SOLEVAAG S	NOR	78	2408	-	78 (31)	-	-	-	-
94	512424	JANUTIN Fadri	SUI	74	2412	-	-	74 (30)	-	-	-
95	202059	FERSTL Josef	GER	72	2414	66 (40)	-	-	6 (67)	-	-
95	54359	FEURSTEIN Patrick	AUT	72	2414	-	-	72 (31)	-	-	-
97	530874	GANONG Travis	USA	71	2415	68 (39)	-	-	3 (71)	-	-
98	6291053	ZAZZI Pietro	ITA	66	2420	24 (56)	-	-	42 (31)	-	-
98	53817	FRANZ Max	AUT	66	2420	57 (44)	-	-	9 (61)	-	-
100	60253	MARCHANT Armand	BEL	62	2424	-	62 (32)	-	-	-	-
100	512039	ROULIN Gilles	SUI	62	2424	34 (50)	-	-	28 (38)	-	-
102	293797	GROSS Stefano	ITA	58	2428	-	58 (33)	-	-	-	-
103	221223	MAJOR Billy	GBR	57	2429	-	57 (34)	-	-	-	-
103	202535	DRESSEN Thomas	GER	57	2429	44 (47)	-	-	13 (52)	-	-
103	512203	NEF Tanguy	SUI	57	2429	-	57 (34)	-	-	-	-
106	6532123	NEGOMIR Kyle	USA	50	2436	13 (62)	-	-	37 (35)	-	-
106	54368	BORGNAES Christian	DEN	50	2436	-	-	28 (39)	-	22 (12)	-
106	193967	MUFFAT-JEANDET Victor	FRA	50	2436	-	4 (60)	46 (33)	-	-	-
109	512275	METTLER Josea	SUI	49	2437	49 (46)	-	-	-	-	-
110	221236	TAYLOR Laurie	GBR	48	2438	-	48 (38)	-	-	-	-
111	104272	SEGER Brodie	CAN	47	2439	22 (58)	-	-	25 (40)	-	-
112	6531444	ARVIDSSON Erik	USA	46	2440	10 (65)	-	-	7 (65)	29 (9)	-
113	53889	HIRSCHBUEHL Christian	AUT	45	2441	-	-	-	-	-	45 (5)
114	512301	SIMONET Livio	SUI	40	2446	-	-	40 (36)	-	-	-
114	293550	MARSAGLIA Matteo	ITA	40	2446	27 (55)	-	-	13 (52)	-	-
116	930024	MAPLE Wiley	USA	39	2447	34 (50)	-	-	5 (68)	-	-
116	6291725	ZINGERLE Hannes	ITA	39	2447	-	-	39 (37)	-	-	-
118	491853	del CAMPO Juan	ESP	38	2448	-	38 (39)	-	-	-	-
119	6532163	SEYMOUR Jett	USA	36	2450	-	36 (41)	-	-	-	-
119	492192	ORTEGA Albert	ESP	36	2450	-	-	4 (64)	-	32 (8)	-
121	202345	SCHWAIGER Dominik	GER	34	2452	34 (50)	-	-	-	-	-
122	6190543	RASSAT Paco	FRA	31	2455	-	31 (42)	-	-	-	-
122	54080	NEUMAYER Christopher	AUT	31	2455	31 (53)	-	-	-	-	-
124	202615	TREMMEL Anton	GER	30	2456	-	30 (43)	-	-	-	-
124	501898	ROENNGREN Mattias	SWE	30	2456	-	-	8 (50)	-	-	22 (14)
124	561216	KLINE Bostjan	SLO	30	2456	30 (54)	-	-	-	-	-
127	54209	KRENN Christoph	AUT	29	2457	-	-	-	29 (37)	-	-
127	561255	CATER Martin	SLO	29	2457	16 (61)	-	-	13 (52)	-	-

Aspen (USA)

9th Men's Slalom

OVERALL FIS WCSL LIST

Number of Competitors: 196, Number of NSAs: 27

Rank	FIS Code	Name	NSA Code	WCSL	Diff.	DH 8 races	SL 9 races	GS 9 races	SG 6 races	AC 0 races	PAR 0 races
129	6532592	RITCHIE Benjamin	USA	27	2459	-	27 (45)	-	-	-	-
130	422707	MOELLER Fredrik	NOR	25	2461	1 (75)	-	14 (45)	10 (57)	-	-
131	54630	STURM Joshua	AUT	24	2462	-	16 (47)	8 (50)	-	-	-
131	240148	SZOLLOS Barnabas	ISR	24	2462	-	-	-	-	24 (11)	-
133	104096	THOMPSON Broderick	CAN	23	2463	21 (60)	-	-	2 (75)	-	-
134	512042	KRYENBUEHL Urs	SUI	22	2464	22 (58)	-	-	-	-	-
135	512495	ZURBRUEGG Sandro	SUI	21	2465	-	-	21 (40)	-	-	-
136	54631	ZWISCHENBRUGGER Noel	AUT	20	2466	-	-	20 (41)	-	-	-
136	350095	PFIFFNER Marco	LIE	20	2466	2 (71)	-	-	-	18 (14)	-
138	194495	FAIVRE Mathieu	FRA	19	2467	-	-	19 (42)	-	-	-
139	491879	SALARICH Joaquim	ESP	18	2468	-	18 (46)	-	-	-	-
140	54438	PLOIER Andreas	AUT	17	2469	-	-	-	17 (50)	-	-
140	104539	SEGER Riley	CAN	17	2469	-	-	-	17 (50)	-	-
142	202883	GRAMMEL Anton	GER	16	2470	-	-	16 (43)	-	-	-
142	6531936	WINTERS Luke	USA	16	2470	-	16 (47)	-	-	-	-
144	561322	HADALIN Stefan	SLO	15	2471	-	7 (54)	8 (50)	-	-	-
145	151238	ZABYSTRAN Jan	CZE	14	2472	11 (63)	-	-	3 (71)	-	-
146	422803	SOLBERG Eirik Hystad	NOR	13	2473	-	13 (49)	-	-	-	-
146	6300451	KATO Seigo	JPN	13	2473	-	2 (63)	11 (47)	-	-	-
146	6190687	LORiot Florian	FRA	13	2473	-	-	-	13 (52)	-	-
146	512281	ROESTI Lars	SUI	13	2473	11 (63)	-	-	2 (75)	-	-
146	202829	GRATZ Fabian	GER	13	2473	-	-	13 (46)	-	-	-
151	6291430	MAURBERGER Simon	ITA	12	2474	-	7 (54)	5 (61)	-	-	-
151	54480	SCHUETTER Julian	AUT	12	2474	8 (66)	-	-	4 (70)	-	-
151	110324	von APPEN Henrik	CHI	12	2474	3 (69)	-	-	9 (61)	-	-
154	502617	AX SWARTZ Fabian	SWE	11	2475	-	11 (51)	-	-	-	-
154	780023	DRUKAROV Andrej	LTU	11	2475	-	-	11 (47)	-	-	-
156	350097	GAUER Nico	LIE	10	2476	-	-	-	10 (57)	-	-
156	421669	NESTVOLD-HAUGEN	NOR	10	2476	-	-	10 (49)	-	-	-
156	512138	SIMONET Sandro	SUI	10	2476	-	10 (52)	-	-	-	-
159	54729	PRAMSTALLER Kilian	AUT	9	2477	-	9 (53)	-	-	-	-
159	6293831	FRANZONI Giovanni	ITA	9	2477	2 (71)	-	-	7 (65)	-	-
161	103865	PHILP Trevor	CAN	8	2478	-	-	7 (53)	1 (78)	-	-
162	6190909	DESGRIPPES Hugo	FRA	7	2479	-	7 (54)	-	-	-	-
162	422730	GUNLEIKSRUD Ha.	NOR	7	2479	-	-	7 (53)	-	-	-
162	6531928	KENNEY Patrick	USA	7	2479	-	-	7 (53)	-	-	-
162	700879	ZAMPA Andreas	SVK	7	2479	-	-	7 (53)	-	-	-
162	293098	RAZZOLI Giuliano	ITA	7	2479	-	7 (54)	-	-	-	-
167	422893	BRAEKKEN Theodor	NOR	6	2480	-	6 (58)	-	-	-	-
167	6531963	STEFFEY George	USA	6	2480	-	-	6 (58)	-	-	-
167	54031	LEITINGER Roland	AUT	6	2480	-	-	6 (58)	-	-	-
170	502433	HANSSON William	SWE	5	2481	-	-	5 (61)	-	-	-
170	6292783	MOLTENI Nicolo	ITA	5	2481	5 (67)	-	-	-	-	-
170	700830	ZAMPA Adam	SVK	5	2481	-	-	5 (61)	-	-	-
173	40621	MUHLEN-SCHULTE Louis	AUS	4	2482	-	-	4 (64)	-	-	-
173	54447	RUELAND Simon	AUT	4	2482	-	4 (60)	-	-	-	-
173	512274	BISSIG Semyel	SUI	4	2482	-	-	4 (64)	-	-	-
173	6530500	McLAUGHLIN Brian	USA	4	2482	-	-	4 (64)	-	-	-
173	533866	NYMAN Steven	USA	4	2482	4 (68)	-	-	-	-	-
173	511863	SETTE Daniele	SUI	4	2482	-	-	4 (64)	-	-	-
179	6190459	ALPHAND Sam	FRA	3	2483	-	-	-	3 (71)	-	-
179	202909	STOCKINGER Jonas	GER	3	2483	-	-	3 (69)	-	-	-
179	202485	KETTERER David	GER	3	2483	-	3 (62)	-	-	-	-
179	202437	LUITZ Stefan	GER	3	2483	-	-	3 (69)	-	-	-
179	422403	ROEA Henrik	NOR	3	2483	3 (69)	-	-	-	-	-
179	54009	WALDER Christian	AUT	3	2483	-	-	-	3 (71)	-	-
185	6190726	FRESQUET Adrien	FRA	2	2484	-	-	-	2 (75)	-	-
185	501987	MONSEN Felix	SWE	2	2484	2 (71)	-	-	-	-	-
185	422676	FOSSLAND Markus	NOR	2	2484	2 (71)	-	-	-	-	-
185	104710	JORDAN Asher	CAN	2	2484	-	-	2 (71)	-	-	-
185	6300464	KOYAMA Yohei	JPN	2	2484	-	2 (63)	-	-	-	-
185	422469	SOLHEIM Fabian Wilkens	NOR	2	2484	-	-	2 (71)	-	-	-
185	512120	von GRUENIGEN Noel	SUI	2	2484	-	2 (63)	-	-	-	-
192	203096	VOGT Luis	GER	1	2485	1 (75)	-	-	-	-	-

Aspen (USA)



9th Men's Slalom

OVERALL FIS WCSL LIST

Number of Competitors: 196, Number of NSAs: 27

Rank	FIS Code	Name	NSA Code	WCSL	Diff.	DH 8 races	SL 9 races	GS 9 races	SG 6 races	AC 0 races	PAR 0 races
192	104708	ALEXANDER Kyle	CAN	1	2485	-	-	-	1 (78)	-	-
192	511981	WEBER Ralph	SUI	1	2485	-	-	-	1 (78)	-	-
192	6293164	FRANZOSO Matteo	ITA	1	2485	-	-	-	1 (78)	-	-
192	180666	TORSTI Samu	FIN	1	2485	-	-	1 (73)	-	-	-

Legend:							
-	No points	AC	Alpine Combined	DH	Downhill	Diff.	Difference
GS	Giant Slalom	PAR	Parallel	SG	Super-G	SL	Slalom
WCSL	Overall points						

Aspen (USA)

9th Men's Slalom


FIS NATION CUP

Number of Nations: 24

Rank	NSA	Name	Points	Diff.	DH	SL	GS	SG	AC	PAR	TE
1	SUI	Switzerland	5613		1396	1103	1878	1236	-	-	-
2	AUT	Austria	4068	1545	645	1550	830	1043	-	-	-
3	NOR	Norway	2769	2844	286	1033	1202	248	-	-	-
4	FRA	France	2604	3009	1177	578	391	458	-	-	-
5	ITA	Italy	2310	3303	885	321	534	570	-	-	-
6	USA	United States of America	1298	4315	641	60	306	291	-	-	-
7	GER	Germany	1028	4585	173	570	201	84	-	-	-
8	CAN	Canada	864	4749	414	17	45	388	-	-	-
9	CRO	Croatia	653	4960	-	283	370	-	-	-	-
10	SLO	Slovenia	433	5180	81	-	347	5	-	-	-
11	GBR	Great Britain	364	5249	-	364	-	-	-	-	-
12	SWE	Sweden	218	5395	-	208	10	-	-	-	-
13	BEL	Belgium	161	5452	-	73	88	-	-	-	-
14	AND	Andorra	141	5472	-	-	141	-	-	-	-
15	BUL	Bulgaria	111	5502	-	111	-	-	-	-	-
16	FIN	Finland	94	5519	73	-	-	21	-	-	-
17	GRE	Greece	86	5527	-	86	-	-	-	-	-
18	ESP	Spain	44	5569	-	40	4	-	-	-	-
19	DEN	Denmark	27	5586	-	-	27	-	-	-	-
20	JPN	Japan	13	5600	-	2	11	-	-	-	-
21	CZE	Czechia	11	5602	11	-	-	-	-	-	-
21	LTU	Lithuania	11	5602	-	-	11	-	-	-	-
23	SVK	Slovakia	7	5606	-	-	7	-	-	-	-
24	AUS	Australia	4	5609	-	-	4	-	-	-	-

Aspen (USA)

9th Men's Slalom

OVERALL FIS NATION CUP

Number of Nations: 30

Rk	NSA	Overall			DH Points			SL Points			GS Points			SG Points			AC Points			PAR Points			TE Points
		M+W	M	W	M+W	M	W	M+W	M	W	M+W	M	W	M+W	M	W	M+W	M	W	M+W	M	W	M+W
1	SUI	9842	5613	4229	2519	1396	1123	2065	1103	962	2841	1878	963	2417	1236	1181	-	-	-	-	-	-	-
2	AUT	8226	4068	4158	1845	645	1200	2443	1550	893	1446	830	616	2492	1043	1449	-	-	-	-	-	-	-
3	ITA	6109	2310	3799	2151	885	1266	524	321	203	1654	534	1120	1780	570	1210	-	-	-	-	-	-	-
4	NOR	4483	2769	1714	648	286	362	1325	1033	292	1770	1202	568	740	248	492	-	-	-	-	-	-	-
5	USA	3620	1298	2322	1013	641	372	971	60	911	1083	306	777	553	291	262	-	-	-	-	-	-	-
6	FRA	3573	2604	969	1396	1177	219	806	578	228	532	391	141	839	458	381	-	-	-	-	-	-	-
7	GER	1955	1028	927	359	173	186	1045	570	475	234	201	33	317	84	233	-	-	-	-	-	-	-
8	CAN	1720	864	856	481	414	67	343	17	326	464	45	419	432	388	44	-	-	-	-	-	-	-
9	SWE	1471	218	1253	1	-	1	916	208	708	541	10	531	13	-	13	-	-	-	-	-	-	-
10	CRO	1302	653	649	-	-	-	693	283	410	609	370	239	-	-	-	-	-	-	-	-	-	-
11	SLO	1027	433	594	243	81	162	250	-	250	469	347	122	65	5	60	-	-	-	-	-	-	-
12	SVK	809	7	802	-	-	-	505	-	505	304	7	297	-	-	-	-	-	-	-	-	-	-
13	NZL	552	-	552	5	-	5	-	-	-	412	-	412	135	-	135	-	-	-	-	-	-	-
14	GBR	364	364	-	-	-	-	364	364	-	-	-	-	-	-	-	-	-	-	-	-	-	-
15	CZE	343	11	332	74	11	63	73	-	73	9	-	9	187	-	187	-	-	-	-	-	-	-
16	POL	172	-	172	-	-	-	-	-	-	142	-	142	30	-	30	-	-	-	-	-	-	-
17	BEL	161	161	-	-	-	-	73	73	-	88	88	-	-	-	-	-	-	-	-	-	-	-
18	ALB	157	-	157	-	-	-	78	-	78	79	-	79	-	-	-	-	-	-	-	-	-	-
19	BIH	151	-	151	69	-	69	-	-	-	-	-	-	82	-	82	-	-	-	-	-	-	-
20	AND	141	141	-	-	-	-	-	-	-	141	141	-	-	-	-	-	-	-	-	-	-	-
21	BUL	111	111	-	-	-	-	111	111	-	-	-	-	-	-	-	-	-	-	-	-	-	-
22	FIN	95	94	1	73	73	-	-	-	-	1	-	1	21	21	-	-	-	-	-	-	-	-
22	LAT	95	-	95	-	-	-	95	-	95	-	-	-	-	-	-	-	-	-	-	-	-	-
24	GRE	86	86	-	-	-	-	86	86	-	-	-	-	-	-	-	-	-	-	-	-	-	-
25	ESP	44	44	-	-	-	-	40	40	-	4	4	-	-	-	-	-	-	-	-	-	-	-
26	DEN	27	27	-	-	-	-	-	-	-	27	27	-	-	-	-	-	-	-	-	-	-	-
27	JPN	17	13	4	-	-	-	6	2	4	11	11	-	-	-	-	-	-	-	-	-	-	-
28	LTU	11	11	-	-	-	-	-	-	-	11	11	-	-	-	-	-	-	-	-	-	-	-
29	AUS	10	4	6	-	-	-	6	-	6	4	4	-	-	-	-	-	-	-	-	-	-	-
30	LIE	2	-	2	-	-	-	2	-	2	-	-	-	-	-	-	-	-	-	-	-	-	-

Aspen (USA)



9th Men's Slalom

CONSTRUCTORS' CHAMPIONSHIP

Number of Brands: 10

Rank	Name	Points	Diff.	DH	SL	GS	SG	AC	PAR
1	Atomic	2560		540	855	840	325	-	-
2	Rossignol	2500	60	760	695	790	255	-	-
3	Head	1940	620	615	210	335	780	-	-
4	Stoekli	1930	630	480	-	1000	450	-	-
5	Fischer	1090	1470	210	590	50	240	-	-
6	Van deer racing	730	1830	-	505	225	-	-	-
7	Nordica	550	2010	305	135	-	110	-	-
8	Dynastar	375	2185	-	330	45	-	-	-
9	Salomon	365	2195	90	-	95	180	-	-
10	Blizzard	60	2500	-	60	-	-	-	-

Aspen (USA)



9th Men's Slalom

OVERALL CONSTRUCTORS' CHAMPIONSHIP

Number of Brands: 12

Rank	Brand	Overall			DH Points			SL Points			GS Points			SG Points			AC Points			PAR Points		
		M+W	M	W	M+W	M	W	M+W	M	W	M+W	M	W	M+W	M	W	M+W	M	W	M+W	M	W
1	Head	7045	1940	5105	1720	615	1105	1400	210	1190	1560	335	1225	2365	780	1585	-	-	-	-	-	-
2	Rossignol	5545	2500	3045	1125	760	365	1615	695	920	2040	790	1250	765	255	510	-	-	-	-	-	-
3	Atomic	5030	2560	2470	1345	540	805	1660	855	805	1285	840	445	740	325	415	-	-	-	-	-	-
4	Stoeckli	1930	1930	-	480	480	-	-	-	-	1000	1000	-	450	450	-	-	-	-	-	-	-
5	Salomon	1450	365	1085	235	90	145	280	-	280	520	95	425	415	180	235	-	-	-	-	-	-
6	Fischer	1130	1090	40	210	210	-	630	590	40	50	50	-	240	240	-	-	-	-	-	-	-
7	Van deer raa	730	730	-	-	-	-	505	505	-	225	225	-	-	-	-	-	-	-	-	-	-
8	Dynastar	615	375	240	40	-	40	330	330	-	95	45	50	150	-	150	-	-	-	-	-	-
9	Nordica	550	550	-	305	305	-	135	135	-	-	-	-	110	110	-	-	-	-	-	-	-
10	Kaestle	335	-	335	225	-	225	-	-	-	-	-	-	110	-	110	-	-	-	-	-	-
11	Voelkl	140	-	140	-	-	-	140	-	140	-	-	-	-	-	-	-	-	-	-	-	-
12	Blizzard	60	60	-	-	-	-	60	60	-	-	-	-	-	-	-	-	-	-	-	-	-