



AUDI FIS SKI WORLD CUP 2023/24



Wengen (SUI)

4th Men's Slalom

ENTRY LIST BY NSA

Number of Competitors: 60, Number of NSAs: 19

NSA	FIS Code	Name	Date of Birth	FIS Points (4th of January 2024 - List 14)					AC
				DH	SL	GS	SG		
ARG (1)	30388	BIRKNER de MIGUEL Tomas	5 MAR 1997	84.20 (451)	25.57 (191)	31.17 (299)	69.11 (438)	291.06 (946)	
AUT (8)	54063	FELLER Manuel	13 OCT 1992	999.99(1849)	1.56 (7)	10.73 (14)	999.99(3152)	641.51(1378)	
	54444	GSTREIN Fabio	14 JUN 1997	999.99(1849)	5.71 (19)	28.27 (229)	144.23(1586)	189.00 (512)	
	54170	MATT Michael	13 MAY 1993	89.28 (493)	7.68 (28)	58.45(1165)	120.05(1215)	114.20 (191)	
	54348	PERTL Adrian	22 APR 1996	999.99(1849)	5.23 (17)	26.68 (179)	99.50 (881)	98.13 (128)	
	54252	RASCHNER Dominik	23 AUG 1994	-	13.29 (39)	19.96 (60)	195.42(2077)	231.57 (725)	
	54093	STROLZ Johannes	12 SEP 1992	24.00 (97)	11.94 (34)	41.91 (605)	51.64 (262)	1.50 (3)	
	54630	STURM Joshua	6 MAY 2001	-	15.73 (48)	19.30 (53)	157.13(1741)	-	
	54879	ZUDRELL Moritz	3 JUL 2005	72.48 (352)	23.77 (138)	35.04 (401)	50.63 (246)	148.83 (344)	
BEL (2)	60261	MAES Sam	7 JUN 1998	-	16.14 (51)	14.82 (23)	533.93(3037)	-	
	60253	MARCHANT Armand	14 DEC 1997	189.48(1282)	13.71 (41)	56.97(1123)	73.97 (498)	161.15 (397)	
BUL (1)	92720	POPOV Albert	8 AUG 1997	999.99(1849)	5.00 (16)	61.48(1271)	487.49(3010)	403.23(1200)	
CAN (3)	104577	ALKIER Justin	27 OCT 1998	-	20.66 (77)	21.53 (79)	37.83 (151)	192.60 (531)	
	104710	JORDAN Asher	23 NOV 1999	169.46(1170)	17.81 (58)	17.08 (44)	61.57 (351)	209.51 (616)	
	103729	READ Erik	31 MAY 1991	999.99(1849)	15.88 (49)	16.47 (38)	75.98 (520)	83.18 (84)	
CRO (3)	380377	KOLEGA Samuel	15 JAN 1999	63.56 (285)	8.53 (30)	39.60 (522)	85.69 (646)	57.35 (29)	
	380361	RODES Istok	27 JAN 1996	68.43 (314)	13.27 (38)	32.54 (329)	89.80 (706)	141.65 (318)	
	380335	ZUBCIC Filip	27 JAN 1993	53.73 (220)	6.72 (24)	5.28 (9)	49.73 (239)	105.56 (155)	
ESP (2)	491853	del CAMPO Juan	28 JUN 1994	999.99(1849)	12.98 (36)	34.15 (377)	160.25(1776)	471.96(1266)	
	491879	SALARICH Joaquim	2 JAN 1994	-	13.15 (37)	81.54(1947)	254.33(2462)	490.35(1287)	
FRA (6)	6190558	AMIEZ Steven	7 SEP 1998	604.67(1813)	16.56 (53)	120.69(3110)	650.57(3096)	999.99(1434)	
	6190628	ANGUENOT Leo	25 AUG 1998	999.99(1849)	21.05 (81)	15.00 (24)	134.45(1444)	119.75 (216)	
	6190909	DESGRIPPES Hugo	16 JAN 2000	132.42 (881)	19.40 (67)	50.56 (896)	81.56 (591)	66.13 (38)	
	193967	MUFFAT-JEANDET Victor	5 MAR 1989	32.48 (121)	24.98 (172)	12.44 (15)	44.04 (191)	23.54 (12)	
	6190403	NOEL Clement	3 MAY 1997	704.70(1835)	0.82 (6)	59.88(1225)	254.93(2467)	215.64 (639)	
	6190543	RASSAT Paco	13 NOV 1998	999.99(1849)	16.49 (52)	57.42(1144)	198.21(2096)	250.41 (802)	
GBR (3)	221223	MAJOR Billy	21 NOV 1996	411.20(1722)	11.82 (33)	79.70(1886)	440.78(2961)	504.03(1302)	
	220689	RYDING Dave	5 DEC 1986	-	4.41 (14)	999.99(5394)	-	-	
	221236	TAYLOR Laurie	10 FEB 1996	-	16.69 (54)	79.07(1869)	999.99(3152)	-	
GER (3)	202520	HOLZMANN Sebastian	22 MAR 1993	-	7.30 (27)	53.62(1006)	347.58(2793)	-	
	202451	STRASSER Linus	6 NOV 1992	86.03 (470)	2.14 (8)	44.56 (693)	105.98(1002)	53.00 (24)	
	202615	TREMME Anton	26 NOV 1994	109.68 (698)	15.08 (45)	58.47(1168)	130.26(1384)	143.28 (321)	
GRE (1)	6531063	GINNIS A.	17 NOV 1994	-	4.35 (13)	250.28(4710)	999.99(3152)	999.99(1434)	



Wengen (SUI)

4th Men's Slalom

ENTRY LIST BY NSA

Number of Competitors: 60, Number of NSAs: 19

NSA	FIS Code	Name	Date of Birth	FIS Points (4th of January 2024 - List 14)					
				DH	SL	GS	SG	AC	
ITA (7)	293797	GROSS Stefano	4 SEP 1986	-	10.91 (31)	62.17(1294)	-	-	
	6293252	KASTLUNGER Tobias	9 SEP 1999	80.57 (421)	10.96 (32)	22.91 (94)	43.62 (187)	48.85 (18)	
	6291430	MAURBERGER Simon	20 FEB 1995	149.90(1031)	19.01 (63)	19.71 (57)	130.34(1386)	66.23 (39)	
	293098	RAZZOLI Giuliano	18 DEC 1984	-	3.18 (10)	999.99(5394)	-	-	
	6291574	SALA Tommaso	6 SEP 1995	999.99(1849)	6.79 (25)	19.70 (56)	531.90(3034)	999.99(1434)	
	6291911	VACCARI Hans	30 JUL 1996	-	20.75 (78)	317.10(4978)	-	-	
6293171	VINATZER Alex	22 SEP 1999	685.26(1833)	4.50 (15)	17.37 (45)	394.28(2890)	839.37(1420)		
JPN (2)	6300451	KATO Seigo	14 APR 1998	-	19.07 (64)	20.41 (68)	192.45(2054)	311.18(1019)	
	6300464	KOYAMA Yohei	31 MAY 1998	-	21.08 (82)	29.33 (253)	273.63(2564)	274.19 (895)	
KOR (1)	320266	JUNG Donghyun	1 JUN 1988	-	16.12 (50)	23.73 (120)	-	-	
NOR (5)	422082	FOSS-SOLEVAAG Sebastian	13 JUL 1991	162.21(1116)	8.25 (29)	229.23(4579)	342.71(2778)	166.31 (419)	
	422507	HAUGAN Timon	27 DEC 1996	147.77(1004)	4.29 (12)	20.15 (65)	231.57(2322)	421.59(1215)	
	422304	KRISTOFFERSEN Henrik	2 JUL 1994	326.43(1619)	0.00 (1)	0.71 (2)	85.26 (641)	89.67 (99)	
	422732	McGRATH Atle Lie	21 APR 2000	98.18 (574)	5.55 (18)	10.60 (13)	17.04 (35)	10.37 (7)	
	422766	STEEN OLSEN Alexander	18 AUG 2001	986.57(1847)	3.89 (11)	12.83 (17)	61.71 (353)	999.99(1434)	
SLO (1)	561322	HADALIN Stefan	6 JUN 1995	93.29 (527)	17.01 (57)	16.75 (41)	55.74 (298)	76.04 (60)	
SUI (6)	511983	AERNI Luca	27 MAR 1993	49.02 (193)	12.36 (35)	25.08 (144)	61.37 (346)	63.99 (37)	
	512182	MEILLARD Loic	29 OCT 1996	45.98 (171)	2.51 (9)	1.05 (3)	10.30 (12)	17.28 (10)	
	512203	NEF Tanguy	19 NOV 1996	845.99(1843)	13.81 (42)	32.86 (339)	167.48(1852)	574.16(1346)	
	511899	ROCHAT Marc	18 DEC 1992	-	6.47 (23)	30.08 (266)	999.99(3152)	999.99(1434)	
	511996	YULE Daniel	18 FEB 1993	79.25 (408)	0.00 (1)	46.94 (774)	117.66(1186)	73.70 (53)	
	511902	ZENHAEUSERN Ramon	4 MAY 1992	-	0.00 (1)	103.32(2668)	531.08(3033)	344.79(1097)	
SWE (1)	502015	JAKOBSEN Kristoffer	9 SEP 1994	-	6.31 (22)	55.26(1072)	-	-	
USA (4)	6532084	RADAMUS River	12 FEB 1998	71.89 (345)	70.58(1594)	16.85 (42)	18.00 (42)	9.94 (6)	
	6532592	RITCHIE Benjamin	5 SEP 2000	-	15.61 (47)	35.40 (416)	152.10(1679)	165.32 (412)	
	6532163	SEYMOUR Jett	5 NOV 1998	-	13.35 (40)	40.42 (546)	60.08 (334)	166.17 (418)	
	6531936	WINTERS Luke	2 APR 1997	42.13 (159)	14.11 (43)	27.72 (210)	53.83 (283)	76.53 (62)	

Legend:	- No points	AC Alpine Combined	DH Downhill	GS Giant Slalom
SG Super-G	SL Slalom			



94. Internationale

Lauberhorn- rennen Wengen

12.-14. Januar 2024

LAUBER HORN

FIS Ski World Cup
Wengen



AUDI FIS SKI WORLD CUP 2023/24



Wengen (SUI)

4th Men's Slalom

SUN 14 JAN 2024

Start Time 10:15

DRAW LIST

Number of Competitors: 60, Number of NSAs: 19

Rank 120 in the FIS List: JONSSON Philip 23.34 FIS Points

No.	FIS Code	Name	NSA Code	WCSL-SL	WCSL-O	FIS-SL
1	54063	FELLER Manuel	AUT	538 (1)	705 (9)	1.56 (7)
2	422304	KRISTOFFERSEN Henrik	NOR	533 (2)	1131 (4)	0.00 (1)
3	511902	ZENHAEUSERN Ramon	SUI	423 (4)	423 (18)	0.00 (1)
4	511996	YULE Daniel	SUI	379 (5)	379 (24)	0.00 (1)
5	202451	STRASSER Linus	GER	366 (6)	384 (23)	2.14 (8)
6	6190403	NOEL Clement	FRA	365 (7)	365 (26)	0.82 (6)
7	512182	MEILLARD Loic	SUI	317 (9)	901 (7)	2.51 (9)
8	422507	HAUGAN Timon	NOR	297 (10)	371 (25)	4.29 (12)
9	422732	McGRATH Atle Lie	NOR	277 (11)	554 (11)	5.55 (18)
10	220689	RYDING Dave	GBR	275 (12)	275 (33)	4.41 (14)
11	422766	STEEN OLSEN Alexander	NOR	245 (13)	422 (19)	3.89 (11)
12	92720	POPOV Albert	BUL	206 (14)	206 (46)	5.00 (16)
13	6291574	SALA Tommaso	ITA	201 (15)	201 (47)	6.79 (25)
14	54444	GSTREIN Fabio	AUT	200 (16)	200 (48)	5.71 (19)
15	511899	ROCHAT Marc	SUI	194 (17)	194 (50)	6.47 (23)
16	6293171	VINATZER Alex	ITA	180 (18)	268 (34)	4.50 (15)
17	6531063	GINNIS A.	GRE	158 (19)	158 (59)	4.35 (13)
18	502015	JAKOBSEN Kristoffer	SWE	140 (20)	140 (63)	6.31 (22)
19	54348	PERTL Adrian	AUT	137 (21)	187 (51)	5.23 (17)
20	54170	MATT Michael	AUT	131 (23)	131 (66)	7.68 (28)
21	202520	HOLZMANN Sebastian	GER	125 (24)	125 (70)	7.30 (27)
22	422082	FOSS-SOLEVAAG Sebastian	NOR	124 (25)	124 (71)	8.25 (29)
23	511983	AERNI Luca	SUI	122 (26)	122 (73)	12.36 (35)
24	380377	KOLEGA Samuel	CRO	119 (27)	119 (74)	8.53 (30)
25	54252	RASCHNER Dominik	AUT	98 (28)	178 (53)	13.29 (39)
26	380335	ZUBCIC Filip	CRO	95 (29)	496 (16)	6.72 (24)
27	293797	GROSS Stefano	ITA	74 (30)	74 (93)	10.91 (31)
28	103729	READ Erik	CAN	69 (31)	142 (62)	15.88 (49)
29	6293252	KASTLUNGER Tobias	ITA	67 (32)	108 (79)	10.96 (32)
30	54093	STROLZ Johannes	AUT	67 (32)	67 (94)	11.94 (34)
31	293098	RAZZOLI Giuliano	ITA	18 (44)	18 (144)	3.18 (10)
32	221223	MAJOR Billy	GBR	37 (38)	37 (116)	11.82 (33)
33	491853	del CAMPO Juan	ESP	17 (47)	17 (149)	12.98 (36)
34	491879	SALARICH Joaquim	ESP	35 (39)	35 (119)	13.15 (37)
35	380361	RODES Istok	CRO	38 (37)	38 (114)	13.27 (38)
36	6532163	SEYMOUR Jett	USA	28 (41)	28 (126)	13.35 (40)
37	60253	MARCHANT Armand	BEL	48 (34)	48 (101)	13.71 (41)
38	512203	NEF Tanguy	SUI	32 (40)	32 (121)	13.81 (42)

SUN 14 JAN 2024 / Wengen (SUI) / 0032

Page 1/2

Data Processing by LONGINES

www.fis-ski.com

LONGINES Timing

Generation date : SAT 13 JAN 2024

Time : 17:05

Document: C45 1.0



LONGINES



swisski

SRFSPORT

infront

SWISS

SonntagsZeitung



BRACK.CH

BKW



RAIFFEISEN



SPORTTIP

Jungfrau Zeitung



AIRGLACIERS

AvescoRent



Canon EWZ



indiaty

LanggassDruck

LOWA

WENGEN MÄNNLICHEN

NÜSSLI

Ricola

SCHÖPFER

SOCAR

STAGEPRO

Number of Competitors: 60, Number of NSAs: 19

Rank 120 in the FIS List: JONSSON Philip 23.34 FIS Points

No.	FIS Code	Name	NSA Code	WCSL-SL	WCSL-O	FIS-SL
39	6531936	WINTERS Luke	USA	41 (35)	41 (110)	14.11 (43)
40	202615	TREMMEL Anton	GER	40 (36)	40 (111)	15.08 (45)
41	6532592	RITCHIE Benjamin	USA	18 (44)	18 (144)	15.61 (47)
42	54630	STURM Joshua	AUT	-	8 (161)	15.73 (48)
43	320266	JUNG Donghyun	KOR	-	-	16.12 (50)
44	60261	MAES Sam	BEL	10 (51)	117 (76)	16.14 (51)
45	6190543	RASSAT Paco	FRA	-	-	16.49 (52)
46	6190558	AMIEZ Steven	FRA	24 (42)	24 (132)	16.56 (53)
47	221236	TAYLOR Laurie	GBR	11 (50)	11 (155)	16.69 (54)
48	561322	HADALIN Stefan	SLO	17 (47)	44 (105)	17.01 (57)
49	104710	JORDAN Asher	CAN	-	7 (164)	17.81 (58)
50	6291430	MAURBERGER Simon	ITA	18 (44)	34 (120)	19.01 (63)
51	6300451	KATO Seigo	JPN	-	-	19.07 (64)
52	6190909	DESGRIPPES Hugo	FRA	7 (53)	7 (164)	19.40 (67)
53	104577	ALKIER Justin	CAN	-	-	20.66 (77)
54	6291911	VACCARI Hans	ITA	-	-	20.75 (78)
55	6190628	ANGUENOT Leo	FRA	5 (55)	40 (111)	21.05 (81)
56	6300464	KOYAMA Yohei	JPN	5 (55)	5 (172)	21.08 (82)
57	54879	ZUDRELL Moritz	AUT	-	-	>23.77 (138)
58	193967	MUFFAT-JEANDET Victor	FRA	10 (51)	59 (96)	>24.98 (172)
59	30388	BIRKNER de MIGUEL Tomas	ARG	-	-	>25.57 (191)
60	6532084	RADAMUS River	USA	12 (49)	258 (37)	>70.58 (1594)

Legend:	-	No points	>	Greater than 120th rank in the FIS points list	No.	Control Number
FIS-SL	FIS points for Slalom (14th FIS points list 2023/2024)					
WCSL-O	Overall FIS World Cup Start List points		WCSL-SL	FIS World Cup Start List points for Slalom		

94. Internationale

Lauberhorn- rennen Wengen

12.-14. Januar 2024

LAUBER HORN

 FIS Ski World Cup
Wengen


AUDI FIS SKI WORLD CUP 2023/24



Wengen (SUI)

4th Men's Slalom

SUN 14 JAN 2024

Start Time 10:15

START LIST RUN 1

Number of Competitors: 60, Number of NSAs: 19

Bib	FIS Code	Name	Year of Birth	NSA Code	Time	Ski
1	54063	FELLER Manuel	1992	AUT		Atomic
2	511902	ZENHAEUSERN Ramon	1992	SUI		Rossignol
3	422304	KRISTOFFERSEN Henrik	1994	NOR		Van deer
4	6190403	NOEL Clement	1997	FRA		racing
5	511996	YULE Daniel	1993	SUI		Dynastar
6	202451	STRASSER Linus	1992	SUI		Fischer
7	512182	MEILLARD Loic	1992	GER		Rossignol
8	92720	POPOV Albert	1996	SUI		Rossignol
9	54444	GSTREIN Fabio	1997	BUL		Head
10	422732	McGRATH Atle Lie	1997	AUT		Atomic
11	511899	ROCHAT Marc	2000	NOR		Head
12	422766	STEEN OLSEN Alexander	1992	SUI		Nordica
13	6291574	SALA Tommaso	2001	NOR		Rossignol
14	422507	HAUGAN Timon	1995	ITA		Dynastar
15	220689	RYDING Dave	1996	NOR		Van deer
-----break-----						
16	6293171	VINATZER Alex	1986	GBR		Fischer
17	6531063	GINNIS A.	1999	ITA		Atomic
18	502015	JAKOBSEN Kristoffer	1994	GRE		Fischer
19	54348	PERTL Adrian	1994	SWE		Fischer
20	54170	MATT Michael	1996	AUT		Voelkl
21	202520	HOLZMANN Sebastian	1993	AUT		Blizzard
22	422082	FOSS-SOLEVAAG Sebastian	1993	GER		Voelkl
23	511983	AERNI Luca	1991	NOR		Voelkl
-----break-----						
24	380377	KOLEGA Samuel	1993	SUI		Fischer
25	54252	RASCHNER Dominik	1999	CRO		Rossignol
26	380335	ZUBCIC Filip	1994	AUT		Fischer
27	293797	GROSS Stefano	1993	CRO		Atomic
28	103729	READ Erik	1986	ITA		Voelkl
29	6293252	KASTLUNGER Tobias	1991	ITA		Atomic
30	54093	STROLZ Johannes	1999	ITA		Head
-----break-----						
31	293098	RAZZOLI Giuliano	1992	AUT		Head
32	221223	MAJOR Billy	1984	ITA		Fischer
33	491853	del CAMPO Juan	1996	GBR		Fischer
34	491879	SALARICH Joaquim	1994	ESP		Atomic
35	380361	RODES Istok	1994	ESP		Rossignol
36	6532163	SEYMOUR Jett	1996	CRO		Voelkl
37	60253	MARCHANT Armand	1998	USA		Fischer
38	512203	NEF Tanguy	1997	BEL		Head
39	6531936	WINTERS Luke	1996	SUI		Atomic
40	202615	TREMMEL Anton	1997	USA		Rossignol
41	6532592	RITCHIE Benjamin	1994	GER		Nordica
42	54630	STURM Joshua	2000	USA		Dynastar
			2001	AUT		Voelkl

SUN 14 JAN 2024 / Wengen (SUI) / 0032

Page 1/2

Data Processing by LONGINES

www.fis-ski.com

LONGINES Timing

Generation date : SAT 13 JAN 2024

Time : 18:54

Document: C51A 1.0



LONGINES



swisski

SRFSPORT

infront

SWISS

Sonntagszeitung

helvetia



BRACK.CH

BKW



RAIFFEISEN



SPORTTIP

Jungfrau Zeitung



AIRGLACIERS



Canon EWZ



LanggassDruck

LOWA

WENGEN MÄNNLICHEN

NÜSSLI

Ricola

SCHÖPFER

SOCAR

STAGEPRO

START LIST RUN 1

Number of Competitors: 60, Number of NSAs: 19

Bib	FIS Code	Name	Year of Birth	NSA Code	Time	Ski
43	320266	JUNG Donghyun	1988	KOR		Rossignol
44	60261	MAES Sam	1998	BEL		Voelkl
45	6190543	RASSAT Paco	1998	FRA		Salomon
46	6190558	AMIEZ Steven	1998	FRA		Rossignol
47	221236	TAYLOR Laurie	1996	GBR		Head
48	561322	HADALIN Stefan	1995	SLO		Voelkl
49	104710	JORDAN Asher	1999	CAN		Atomic
50	6291430	MAURBERGER Simon	1995	ITA		Fischer
51	6300451	KATO Seigo	1998	JPN		Atomic
52	6190909	DESGRIPPES Hugo	2000	FRA		Dynastar
53	104577	ALKIER Justin	1998	CAN		Rossignol
54	6291911	VACCARI Hans	1996	ITA		Nordica
55	6190628	ANGUENOT Leo	1998	FRA		Rossignol
56	6300464	KOYAMA Yohei	1998	JPN		Head
57	54879	ZUDRELL Moritz	2005	AUT		Head
58	193967	MUFFAT-JEANDET Victor	1989	FRA		Salomon
59	30388	BIRKNER de MIGUEL Tomas	1997	ARG		
60	6532084	RADAMUS River	1998	USA		Rossignol

Jury

FIS Technical Delegate	GRANDCLEMENT Thomas	FRA
Referee	WALDNER Markus	FIS
Assistant Referee	HLADNIK Janez	FIS
Chief of Race	LEHMANN Robert	SUI

Technical Data

Course Name	Männlichen
Start Altitude	1475m
Finish Altitude	1281m
Vertical Drop	194m
Homologation Number	13268/11/19

Race Information Run 1

Course Setter	KROISLEITNER Martin	AUT
Gates/Turning Gates	67/65	
Start Time	10:15	

Race Information Run 2

Course Setter	ROTEN Jorg	NOR
Gates/Turning Gates		
Start Time	13:15	

Forerunners:

Run 1:	F1 - HERMANN Raphael	SUI	F2 - MURER David	SUI	F3 - KELLERHALS Kaspar	SUI
Run 2:	F1 - HERMANN Raphael	SUI	F2 - MURER David	SUI	F3 - KELLERHALS Kaspar	SUI

Legend:

YB Year of Birth

94. Internationale

Lauberhorn- rennen Wengen

12.-14. Januar 2024

LAUBER HORN

 FIS Ski World Cup
Wengen


AUDI FIS SKI WORLD CUP 2023/24



Wengen (SUI)

4th Men's Slalom

SUN 14 JAN 2024

Start Time 10:15

OFFICIAL RESULTS RUN 1

Number of Competitors: 60, Number of NSAs: 19

Rank	Bib	FIS Code	Name	YB	NSA Code	Time	Difference	Ski
1	10	422732	McGRATH Atle Lie	2000	NOR	53.67		Head
2	3	422304	KRISTOFFERSEN Henrik	1994	NOR	54.03	0.36	Van deer racing
3	1	54063	FELLER Manuel	1992	AUT	54.19	0.52	Atomic
4	16	6293171	VINATZER Alex	1999	ITA	54.40	0.73	Atomic
5	13	6291574	SALA Tommaso	1995	ITA	54.48	0.81	Dynastar
6	19	54348	PERTL Adrian	1996	AUT	54.65	0.98	Voelkl
7	14	422507	HAUGAN Timon	1996	NOR	54.67	1.00	Van deer racing
8	9	54444	GSTREIN Fabio	1997	AUT	54.70	1.03	Atomic
9	35	380361	RODES Istok	1996	CRO	54.76	1.09	Voelkl
10	15	220689	RYDING Dave	1986	GBR	54.84	1.17	Fischer
11	11	511899	ROCHAT Marc	1992	SUI	54.86	1.19	Nordica
12	4	6190403	NOEL Clement	1997	FRA	54.90	1.23	Dynastar
13	5	511996	YULE Daniel	1993	SUI	54.97	1.30	Fischer
14	2	511902	ZENHAEUSERN Ramon	1992	SUI	54.99	1.32	Rossignol
15	7	512182	MEILLARD Loic	1996	SUI	55.03	1.36	Rossignol
16	32	221223	MAJOR Billy	1996	GBR	55.11	1.44	Fischer
17	38	512203	NEF Tanguy	1996	SUI	55.12	1.45	Atomic
18	20	54170	MATT Michael	1993	AUT	55.15	1.48	Blizzard
19	46	6190558	AMIEZ Steven	1998	FRA	55.21	1.54	Rossignol
20	30	54093	STROLZ Johannes	1992	AUT	55.22	1.55	Head
21	33	491853	del CAMPO Juan	1994	ESP	55.27	1.60	Atomic
21	21	202520	HOLZMANN Sebastian	1993	GER	55.27	1.60	Voelkl
23	51	6300451	KATO Seigo	1998	JPN	55.42	1.75	Atomic
24	24	380377	KOLEGA Samuel	1999	CRO	55.49	1.82	Rossignol
25	26	380335	ZUBCIC Filip	1993	CRO	55.59	1.92	Atomic
26	29	6293252	KASTLUNGER Tobias	1999	ITA	55.68	2.01	Head
27	27	293797	GROSS Stefano	1986	ITA	55.72	2.05	Voelkl
28	41	6532592	RITCHIE Benjamin	2000	USA	55.76	2.09	Dynastar
29	45	6190543	RASSAT Paco	1998	FRA	55.80	2.13	Salomon
30	44	60261	MAES Sam	1998	BEL	55.82	2.15	Voelkl

DID NOT QUALIFY FOR RUN 2: 9 competitors

31	36	6532163	SEYMOUR Jett	1998	USA	55.90	2.23	Fischer
32	28	103729	READ Erik	1991	CAN	56.14	2.47	Atomic
33	58	193967	MUFFAT-JEANDET Victor	1989	FRA	56.55	2.88	Salomon
34	22	422082	FOSS-SOLEVAAG Sebastian	1991	NOR	56.59	2.92	Voelkl
35	34	491879	SALARICH Joaquim	1994	ESP	56.74	3.07	Rossignol
36	31	293098	RAZZOLI Giuliano	1984	ITA	57.18	3.51	Fischer
37	55	6190628	ANGUENOT Leo	1998	FRA	57.67	4.00	Rossignol
38	39	6531936	WINTERS Luke	1997	USA	59.57	5.90	Rossignol
39	53	104577	ALKIER Justin	1998	CAN	1:04.38	10.71	Rossignol

DID NOT FINISH RUN 1: 20 competitors

6	202451	STRASSER Linus	1992	GER				Rossignol
8	92720	POPOV Albert	1997	BUL				Head
12	422766	STEEN OLSEN Alexander	2001	NOR				Rossignol

SUN 14 JAN 2024 / Wengen (SUI) / 0032

Page 1/2

Data Processing by LONGINES

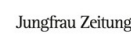
www.fis-ski.com

LONGINES Timing

Generation date : SUN 14 JAN 2024

Time : 11:41

Document: C73B 1.0



OFFICIAL RESULTS RUN 1

Number of Competitors: 60, Number of NSAs: 19

Rank	Bib	FIS Code	Name	YB	NSA Code	Time	Difference	Ski
17	6531063		GINNIS A.	1994	GRE			Fischer
18	502015		JAKOBSEN Kristoffer	1994	SWE			Fischer
23	511983		AERNI Luca	1993	SUI			Fischer
25	54252		RASCHNER Dominik	1994	AUT			Fischer
37	60253		MARCHANT Armand	1997	BEL			Head
40	202615		TREMMELE Anton	1994	GER			Nordica
42	54630		STURM Joshua	2001	AUT			Voelkl
47	221236		TAYLOR Laurie	1996	GBR			Head
48	561322		HADALIN Stefan	1995	SLO			Voelkl
49	104710		JORDAN Asher	1999	CAN			Atomic
50	6291430		MAURBERGER Simon	1995	ITA			Fischer
52	6190909		DESGRIPPES Hugo	2000	FRA			Dynastar
54	6291911		VACCARI Hans	1996	ITA			Nordica
56	6300464		KOYAMA Yohei	1998	JPN			Head
57	54879		ZUDRELL Moritz	2005	AUT			Head
59	30388		BIRKNER de MIGUEL Tomas	1997	ARG			
60	6532084		RADAMUS River	1998	USA			Rossignol

DID NOT START RUN 1: 1 competitor

43	320266		JUNG Donghyun	1988	KOR			Rossignol
----	--------	--	----------------------	------	-----	--	--	-----------

Jury

FIS Technical Delegate	GRANDCLEMENT Thomas	FRA
Referee	WALDNER Markus	FIS
Assistant Referee	HLADNIK Janez	FIS
Chief of Race	LEHMANN Robert	SUI

Technical Data

Course Name	Männlichen
Start Altitude	1475m
Finish Altitude	1281m
Vertical Drop	194m
Homologation Number	13268/11/19

Race Information Run 1

Course Setter	KROISLEITNER Martin	AUT
Gates/Turning Gates	67/65	
Start Time	10:15	

Race Information Run 2

Course Setter	ROTEN Jorg	NOR
Gates/Turning Gates		
Start Time	13:15	

Forerunners:

Run 1:	F1 - HERMANN Raphael	SUI	F2 - MURER David	SUI	F3 - KELLERHALS Kaspar	SUI
Run 2:	F1 - HERMANN Raphael	SUI	F2 - MURER David	SUI	F3 - KELLERHALS Kaspar	SUI

Conditions on course:

Run 1	SUNNY	Snow:	HARD PACKED	Temperature - Start:	-3°C	Temperature - Finish:	-2°C
-------	-------	-------	-------------	----------------------	------	-----------------------	------

Legend:

YB	Year of Birth
----	---------------

94. Internationale

Lauberhorn- rennen Wengen

12.-14. Januar 2024

LAUBER HORN

 FIS Ski World Cup
Wengen

AUDI FIS SKI WORLD CUP 2023/24
LONGINES

Wengen (SUI)

4th Men's Slalom

SUN 14 JAN 2024

START LIST RUN 2

Start Time 13:15

Number of Competitors: 30, Number of NSAs: 12

Start Order	Bib	FIS Code	Name	Year of Birth	NSA Code	Run 1	Diff.	Rank	Run 2	Total	Ski
1	44	60261	MAES Sam	1998	BEL	55.82	2.15	30			Voelkl
2	45	6190543	RASSAT Paco	1998	FRA	55.80	2.13	29			Salomon
3	41	6532592	RITCHIE Benjamin	2000	USA	55.76	2.09	28			Dynastar
4	27	293797	GROSS Stefano	1986	ITA	55.72	2.05	27			Voelkl
5	29	6293252	KASTLUNGER Tobias	1999	ITA	55.68	2.01	26			Head
6	26	380335	ZUBCIC Filip	1993	CRO	55.59	1.92	25			Atomic
7	24	380377	KOLEGA Samuel	1999	CRO	55.49	1.82	24			Rossignol
8	51	6300451	KATO Seigo	1998	JPN	55.42	1.75	23			Atomic
9	21	202520	HOLZMANN Sebastian	1993	GER	55.27	1.60	21			Voelkl
10	33	491853	del CAMPO Juan	1994	ESP	55.27	1.60	21			Atomic
11	30	54093	STROLZ Johannes	1992	AUT	55.22	1.55	20			Head
12	46	6190558	AMIEZ Steven	1998	FRA	55.21	1.54	19			Rossignol
13	20	54170	MATT Michael	1993	AUT	55.15	1.48	18			Blizzard
14	38	512203	NEF Tanguy	1996	SUI	55.12	1.45	17			Atomic
15	32	221223	MAJOR Billy	1996	GBR	55.11	1.44	16			Fischer
----- break -----											
16	7	512182	MEILLARD Loic	1996	SUI	55.03	1.36	15			Rossignol
17	2	511902	ZENHAEUSERN Ramon	1992	SUI	54.99	1.32	14			Rossignol
18	5	511996	YULE Daniel	1993	SUI	54.97	1.30	13			Fischer
19	4	6190403	NOEL Clement	1997	FRA	54.90	1.23	12			Dynastar
20	11	511899	ROCHAT Marc	1992	SUI	54.86	1.19	11			Nordica
21	15	220689	RYDING Dave	1986	GBR	54.84	1.17	10			Fischer
22	35	380361	RODES Istok	1996	CRO	54.76	1.09	9			Voelkl
----- break -----											
23	9	54444	GSTREIN Fabio	1997	AUT	54.70	1.03	8			Atomic
24	14	422507	HAUGAN Timon	1996	NOR	54.67	1.00	7			Van deer
25	19	54348	PERTL Adrian	1996	AUT	54.65	0.98	6			racing Voelkl
26	13	6291574	SALA Tommaso	1995	ITA	54.48	0.81	5			Dynastar
27	16	6293171	VINATZER Alex	1999	ITA	54.40	0.73	4			Atomic
28	1	54063	FELLER Manuel	1992	AUT	54.19	0.52	3			Atomic
29	3	422304	KRISTOFFERSEN Henrik	1994	NOR	54.03	0.36	2			Van deer
30	10	422732	McGRATH Atle Lie	2000	NOR	53.67		1			racing Head

Jury

FIS Technical Delegate	GRANDCLEMENT Thomas	FRA
Referee	WALDNER Markus	FIS
Assistant Referee	HLADNIK Janez	FIS
Chief of Race	LEHMANN Robert	SUI

Technical Data

Course Name	Männlichen
Start Altitude	1475m
Finish Altitude	1281m
Vertical Drop	194m
Homologation Number	13268/11/19

Race Information Run 1

Course Setter	KROISLEITNER Martin	AUT
Gates/Turning Gates	67/65	
Start Time	10:15	

Race Information Run 2

Course Setter	ROTEN Jorg	NOR
Gates/Turning Gates		
Start Time	13:15	

Forerunners:

Run 1:	F1 - HERMANN Raphael	SUI	F2 - MURER David	SUI	F3 - KELLERHALS Kaspar	SUI
Run 2:	F1 - HERMANN Raphael	SUI	F2 - MURER David	SUI	F3 - KELLERHALS Kaspar	SUI

SUN 14 JAN 2024 / Wengen (SUI) / 0032

Page 1/1

Data Processing by LONGINES

www.fis-ski.com

LONGINES Timing

Generation date : SUN 14 JAN 2024

Time : 11:44

Document: C51B 1.0



LONGINES



swisski

SRF SPORT

infront

SWISS

SonntagsZeitung

helvetia



BRACK.CH

BKW



RAIFFEISEN



SPORTTIP

Jungfrau Zeitung



AIR GLACIERS

AvescoRent



Canon EWZ



LanggassDruck

LOWA

WENGEN MÄNNLICHEN

NÜSSLI

Ricola

SCHÖPFER

SOCAR

STAGEPRO



AUDI FIS SKI WORLD CUP 2023/24



Wengen (SUI)

4th Men's Slalom

SUN 14 JAN 2024

Start Time 13:15

OFFICIAL RESULTS

Number of Competitors: 60, Number of NSAs: 19

Penalty applied: 0.00

Rank	Bib	FIS Code	Name	YB	NSA Code	Run 1		Run 2		Total	Diff.	Race Points	Ski
						Time	Rank	Time	Rank				
1	1	54063	FELLER Manuel	1992	AUT	54.19	(3)	56.09	(2)	1:50.28		0.00	Atomic
2	10	422732	McGRATH Atle Lie	2000	NOR	53.67	(1)	56.71	(9)	1:50.38	0.10	0.66	Head
3	3	422304	KRISTOFFERSEN Henrik	1994	NOR	54.03	(2)	56.46	(5)	1:50.49	0.21	1.39	Van deer racing
4	4	6190403	NOEL Clement	1997	FRA	54.90	(12)	55.82	(1)	1:50.72	0.44	2.91	Dynastar
5	7	512182	MEILLARD Loic	1996	SUI	55.03	(15)	56.23	(3)	1:51.26	0.98	6.49	Rossignol
6	11	511899	ROCHAT Marc	1992	SUI	54.86	(11)	56.48	(6)	1:51.34	1.06	7.02	Nordica
7	20	54170	MATT Michael	1993	AUT	55.15	(18)	56.33	(4)	1:51.48	1.20	7.94	Blizzard
8	9	54444	GSTREIN Fabio	1997	AUT	54.70	(8)	56.84	(14)	1:51.54	1.26	8.34	Atomic
9	14	422507	HAUGAN Timon	1996	NOR	54.67	(7)	56.93	(17)	1:51.60	1.32	8.74	Van deer racing
10	35	380361	RODES Istok	1996	CRO	54.76	(9)	56.97	(19)	1:51.73	1.45	9.60	Voelkl
11	46	6190558	AMIEZ Steven	1998	FRA	55.21	(19)	56.55	(7)	1:51.76	1.48	9.80	Rossignol
12	15	220689	RYDING Dave	1986	GBR	54.84	(10)	57.05	(20)	1:51.89	1.61	10.66	Fischer
12	5	511996	YULE Daniel	1993	SUI	54.97	(13)	56.92	(16)	1:51.89	1.61	10.66	Fischer
14	21	202520	HOLZMANN Sebastian	1993	GER	55.27	(21)	56.74	(11)	1:52.01	1.73	11.45	Voelkl
15	30	54093	STROLZ Johannes	1992	AUT	55.22	(20)	56.84	(14)	1:52.06	1.78	11.78	Head
16	24	380377	KOLEGA Samuel	1999	CRO	55.49	(24)	56.66	(8)	1:52.15	1.87	12.38	Rossignol
17	13	6291574	SALA Tommaso	1995	ITA	54.48	(5)	57.81	(26)	1:52.29	2.01	13.31	Dynastar
18	32	221223	MAJOR Billy	1996	GBR	55.11	(16)	57.22	(21)	1:52.33	2.05	13.57	Fischer
19	38	512203	NEF Tanguy	1996	SUI	55.12	(17)	57.27	(23)	1:52.39	2.11	13.97	Atomic
20	41	6532592	RITCHIE Benjamin	2000	USA	55.76	(28)	56.73	(10)	1:52.49	2.21	14.63	Dynastar
21	26	380335	ZUBCIC Filip	1993	CRO	55.59	(25)	56.94	(18)	1:52.53	2.25	14.89	Atomic
22	45	6190543	RASSAT Paco	1998	FRA	55.80	(29)	56.82	(12)	1:52.62	2.34	15.49	Salomon
23	44	60261	MAES Sam	1998	BEL	55.82	(30)	56.83	(13)	1:52.65	2.37	15.69	Voelkl
24	29	6293252	KASTLUNGER Tobias	1999	ITA	55.68	(26)	57.23	(22)	1:52.91	2.63	17.41	Head
25	33	491853	del CAMPO Juan	1994	ESP	55.27	(21)	57.65	(24)	1:52.92	2.64	17.48	Atomic
26	16	6293171	VINATZER Alex	1999	ITA	54.40	(4)	58.53	(27)	1:52.93	2.65	17.54	Atomic
27	27	293797	GROSS Stefano	1986	ITA	55.72	(27)	57.65	(24)	1:53.37	3.09	20.45	Voelkl
28	19	54348	PERTL Adrian	1996	AUT	54.65	(6)	59.05	(28)	1:53.70	3.42	22.64	Voelkl
29	51	6300451	KATO Seigo	1998	JPN	55.42	(23)	1:00.40	(29)	1:55.82	5.54	36.67	Atomic

DID NOT FINISH RUN 2: 1 competitor

2	511902	ZENHAEUSERN Ramon	1992	SUI									Rossignol
---	--------	-------------------	------	-----	--	--	--	--	--	--	--	--	-----------

DID NOT QUALIFY FOR RUN 2: 9 competitors

36	6532163	SEYMOUR Jett	1998	USA	55.90	(31)							Fischer
28	103729	READ Erik	1991	CAN	56.14	(32)							Atomic
58	193967	MUFFAT-JEANDET Victor	1989	FRA	56.55	(33)							Salomon
22	422082	FOSS-SOLEVAAG Sebastian	1991	NOR	56.59	(34)							Voelkl
34	491879	SALARICH Joaquim	1994	ESP	56.74	(35)							Rossignol
31	293098	RAZZOLI Giuliano	1984	ITA	57.18	(36)							Fischer
55	6190628	ANGUENOT Leo	1998	FRA	57.67	(37)							Rossignol
39	6531936	WINTERS Luke	1997	USA	59.57	(38)							Rossignol
53	104577	ALKIER Justin	1998	CAN	1:04.38	(39)							Rossignol

DID NOT FINISH RUN 1: 20 competitors

6	202451	STRASSER Linus	1992	GER									Rossignol
8	92720	POPOV Albert	1997	BUL									Head



OFFICIAL RESULTS

Number of Competitors: 60, Number of NSAs: 19

Penalty applied: 0.00

Rank	Bib	FIS Code	Name	YB	NSA Code	Run 1	Run 2	Total	Diff.	Race Points	Ski
						Time Rank	Time Rank				
	12	422766	STEEN OLSEN Alexander	2001	NOR						Rossignol
	17	6531063	GINNIS A.	1994	GRE						Fischer
	18	502015	JAKOBSEN Kristoffer	1994	SWE						Fischer
	23	511983	AERNI Luca	1993	SUI						Fischer
	25	54252	RASCHNER Dominik	1994	AUT						Fischer
	37	60253	MARCHANT Armand	1997	BEL						Head
	40	202615	TREMMEL Anton	1994	GER						Nordica
	42	54630	STURM Joshua	2001	AUT						Voelkl
	47	221236	TAYLOR Laurie	1996	GBR						Head
	48	561322	HADALIN Stefan	1995	SLO						Voelkl
	49	104710	JORDAN Asher	1999	CAN						Atomic
	50	6291430	MAURBERGER Simon	1995	ITA						Fischer
	52	6190909	DESGRIPPES Hugo	2000	FRA						Dynastar
	54	6291911	VACCARI Hans	1996	ITA						Nordica
	56	6300464	KOYAMA Yohei	1998	JPN						Head
	57	54879	ZUDRELL Moritz	2005	AUT						Head
	59	30388	BIRKNER de MIGUEL Tomas	1997	ARG						
	60	6532084	RADAMUS River	1998	USA						Rossignol

DID NOT START RUN 1: 1 competitor

43	320266	JUNG Donghyun	1988	KOR							Rossignol
----	--------	---------------	------	-----	--	--	--	--	--	--	-----------

Jury

FIS Technical Delegate	GRANDCLEMENT Thomas	FRA
Referee	WALDNER Markus	FIS
Assistant Referee	HLADNIK Janez	FIS
Chief of Race	LEHMANN Robert	SUI

Technical Data

Course Name	Männlichen
Start Altitude	1475m
Finish Altitude	1281m
Vertical Drop	194m
Homologation Number	13268/11/19

Race Information Run 1

Course Setter	KROISLEITNER Martin	AUT
Gates/Turning Gates	67/65	
Start Time	10:15	

Race Information Run 2

Course Setter	ROTEN Jorg	NOR
Gates/Turning Gates	65/64	
Start Time	13:15	

Forerunners:

Run 1:	F1 - HERMANN Raphael	SUI	F2 - MURER David	SUI	F3 - KELLERHALS Kaspar	SUI
Run 2:	F1 - HERMANN Raphael	SUI	F2 - MURER David	SUI	F3 - KELLERHALS Kaspar	SUI

Conditions on course:

Run 1	SUNNY	Snow:	HARD PACKED	Temperature - Start:	-3°C	Temperature - Finish:	-2°C
Run 2	PARTLY CLOUDY	Snow:	HARD PACKED	Temperature - Start:	-1°C	Temperature - Finish:	0°C

Legend:

YB Year of Birth



AUDI FIS SKI WORLD CUP 2023/24



Wengen (SUI)

4th Men's Slalom

SUN 14 JAN 2024

Start Time 10:15

PENALTY CALCULATION

Best 10 at Finish

F-factor: 730

Rank	Bib	FIS Code	Name	NSA Code	FIS Points	Best 5	Race Points
1	1	54063	FELLER Manuel	AUT	1.56	1.56	0.00
2	10	422732	McGRATH Atle Lie	NOR	5.55		
3	3	422304	KRISTOFFERSEN Henrik	NOR	0.00	0.00	1.39
4	4	6190403	NOEL Clement	FRA	0.82	0.82	2.91
5	7	512182	MEILLARD Loic	SUI	2.51	2.51	6.49
6	11	511899	ROCHAT Marc	SUI	6.47		
7	20	54170	MATT Michael	AUT	7.68		
8	9	54444	GSTREIN Fabio	AUT	5.71		
9	14	422507	HAUGAN Timon	NOR	4.29	4.29	8.74
10	35	380361	RODES Istok	CRO	13.27		

Best 5 FIS Points Started

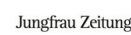
Rank	Bib	FIS Code	Name	NSA Code	FIS Points
3	3	422304	KRISTOFFERSEN Henrik	NOR	0.00
12	5	511996	YULE Daniel	SUI	0.00
DNF	2	511902	ZENHAEUSERN Ramon	SUI	0.00
4	4	6190403	NOEL Clement	FRA	0.82
1	1	54063	FELLER Manuel	AUT	1.56

TOTALS:

FIS Points of Best 5 Started (B)	2.38	
FIS Points of Best 5 at Finish in Top 10 (A)		9.18
Race Points of Corresponding Competitors (C)		19.53
Calculated Penalty (A+B-C):10 =>	-0.797	
Rounded	-0.80	
Category Adder	0.00	
Correction Value (Z)	0.00	
Calculated Penalty	-0.80	
Penalty Applied	0.00	

Legend:

DNF Did not finish





AUDI FIS SKI WORLD CUP 2023/24



Wengen (SUI)

4th Men's Slalom

SUN 14 JAN 2024

Start Time 13:15

PERFORMANCE ANALYSIS BY RANK

Number of Competitors: 29 Number of NSAs: 12

Rank	Bib	Name Ski	NSA Code	Positions			Partials		Difference Time		
				Pos	Time	Rank	Pos	Time		Rank	
1	1	FELLER Manuel Atomic	AUT	Run 1:	Int1:	10.30	(9)	I1-I2:	10.81	(1)	0.16
					Int2:	21.11	(2)	I2-I3:	16.81	(4)	0.13
					Int3:	37.92	(2)	I3-Fin:	16.27	(20)	0.29
					Fin:	54.19	(3)				0.52
				Run 2:	Int1:	10.35	(10)	I1-I2:	11.42	(9)	0.22
					Int2:	21.77	(9)	I2-I3:	16.95	(6)	0.22
					Int3:	38.72	(4)	I3-Fin:	17.37	(1)	0.36
					Fin:	56.09	(2)				0.27
				Total:	Int1:	1:04.54	(3)				0.45
					Int2:	1:15.96	(3)				0.48
					Int3:	1:32.91	(2)				0.29
					Fin:	1:50.28	(1)				0.00
				2	10	McGRATH Atle Lie Head	NOR	Run 1:	Int1:	10.14	(1)
Int2:	20.98	(1)	I2-I3:						16.65	(3)	0.00
Int3:	37.63	(1)	I3-Fin:						16.04	(6)	0.00
Fin:	53.67	(1)									0.00
Run 2:	Int1:	10.42	(14)					I1-I2:	11.39	(4)	0.29
	Int2:	21.81	(11)					I2-I3:	17.14	(12)	0.26
	Int3:	38.95	(10)					I3-Fin:	17.76	(15)	0.59
	Fin:	56.71	(9)								0.89
Total:	Int1:	1:04.09	(1)								0.00
	Int2:	1:15.48	(1)								0.00
	Int3:	1:32.62	(1)								0.00
	Fin:	1:50.38	(2)								0.10
3	3	KRISTOFFERSEN Henrik Van deer racing	NOR					Run 1:	Int1:	10.18	(2)
				Int2:	21.48	(7)	I2-I3:		16.55	(1)	0.50
				Int3:	38.03	(3)	I3-Fin:		16.00	(3)	0.40
				Fin:	54.03	(2)					0.36
				Run 2:	Int1:	10.22	(5)	I1-I2:	11.36	(3)	0.09
					Int2:	21.58	(2)	I2-I3:	17.39	(23)	0.03
					Int3:	38.97	(11)	I3-Fin:	17.49	(7)	0.61
					Fin:	56.46	(5)				0.64
				Total:	Int1:	1:04.25	(2)				0.16
					Int2:	1:15.61	(2)				0.13
					Int3:	1:33.00	(3)				0.38
					Fin:	1:50.49	(3)				0.21



PERFORMANCE ANALYSIS BY RANK

Number of Competitors: 29 Number of NSAs: 12

Rank	Bib	Name Ski	NSA		Positions			Partials		Difference Time		
			Code	Pos	Time	Rank	Pos	Time	Rank			
4	4	NOEL Clement Dynastar	FRA	Run 1:	Int1:	10.42	(21)	I1-I2:	10.96	(3)	0.28	
					Int2:	21.38	(6)		I2-I3:	17.16	(17)	0.40
					Int3:	38.54	(9)		I3-Fin:	16.36	(24)	0.91
					Fin:	54.90	(12)			1.23		
					Run 2:	Int1:	10.19	(4)	I1-I2:	11.39	(4)	0.06
						Int2:	21.58	(2)		I2-I3:	16.78	(1)
						Int3:	38.36	(1)	I3-Fin:	17.46	(4)	0.00
						Fin:	55.82	(1)		0.00		
					Total:	Int1:	1:05.09	(7)			1.00	
						Int2:	1:16.48	(5)			1.00	
						Int3:	1:33.26	(4)			0.64	
						Fin:	1:50.72	(4)			0.44	
					5	7	MEILLARD Loic Rossignol	SUI	Run 1:	Int1:	10.32	(12)
Int2:	21.68	(14)	I2-I3:	17.24						(20)	0.70	
Int3:	38.92	(18)	I3-Fin:	16.11						(9)	1.29	
Fin:	55.03	(15)		1.36								
Run 2:	Int1:	10.24	(6)	I1-I2:						11.43	(11)	0.11
	Int2:	21.67	(5)							I2-I3:	17.09	(10)
	Int3:	38.76	(6)	I3-Fin:						17.47	(5)	0.40
	Fin:	56.23	(3)							0.41		
Total:	Int1:	1:05.27	(13)							1.18		
	Int2:	1:16.70	(11)							1.22		
	Int3:	1:33.79	(9)							1.17		
	Fin:	1:51.26	(5)							0.98		
6	11	ROCHAT Marc Nordica	SUI	Run 1:						Int1:	10.56	(35)
					Int2:	21.74	(16)	I2-I3:	16.84	(5)	0.76	
					Int3:	38.58	(10)	I3-Fin:	16.28	(21)	0.95	
					Fin:	54.86	(11)		1.19			
					Run 2:	Int1:	10.45	(17)	I1-I2:	11.41	(8)	0.32
						Int2:	21.86	(15)		I2-I3:	16.93	(4)
						Int3:	38.79	(8)	I3-Fin:	17.69	(13)	0.43
						Fin:	56.48	(6)		0.66		
					Total:	Int1:	1:05.31	(14)			1.22	
						Int2:	1:16.72	(13)			1.24	
						Int3:	1:33.65	(7)			1.03	
						Fin:	1:51.34	(6)			1.06	
					7	20	MATT Michael Blizzard	AUT	Run 1:	Int1:	10.47	(32)
Int2:	21.84	(26)	I2-I3:	17.07						(12)	0.86	
Int3:	38.91	(17)	I3-Fin:	16.24						(15)	1.28	
Fin:	55.15	(18)		1.48								
Run 2:	Int1:	10.28	(7)	I1-I2:						11.27	(2)	0.15
	Int2:	21.55	(1)							I2-I3:	17.21	(15)
	Int3:	38.76	(6)	I3-Fin:						17.57	(10)	0.40
	Fin:	56.33	(4)							0.51		
Total:	Int1:	1:05.43	(16)							1.34		
	Int2:	1:16.70	(11)							1.22		
	Int3:	1:33.91	(13)							1.29		
	Fin:	1:51.48	(7)							1.20		

PERFORMANCE ANALYSIS BY RANK

Number of Competitors: 29 Number of NSAs: 12

Rank	Bib	Name Ski	NSA		Positions			Partials		Difference Time		
			Code	Pos	Time	Rank	Pos	Time	Rank			
8	9	GSTREIN Fabio Atomic	AUT	Run 1:	Int1:	10.25	(7)	I1-I2:	11.08	(5)	0.11	
					Int2:	21.33	(5)	I2-I3:	16.97	(8)	0.35	
					Int3:	38.30	(4)	I3-Fin:	16.40	(25)	0.67	
					Fin:	54.70	(8)				1.03	
					Run 2:	Int1:	10.40	(13)	I1-I2:	11.59	(23)	0.27
						Int2:	21.99	(21)	I2-I3:	17.18	(14)	0.44
						Int3:	39.17	(18)	I3-Fin:	17.67	(12)	0.81
						Fin:	56.84	(14)				1.02
					Total:	Int1:	1:05.10	(8)				1.01
						Int2:	1:16.69	(10)				1.21
						Int3:	1:33.87	(11)				1.25
						Fin:	1:51.54	(8)				1.26
					9	14	HAUGAN Timon Van deer racing	NOR	Run 1:	Int1:	10.38	(18)
Int2:	21.53	(10)	I2-I3:	16.89						(7)	0.55	
Int3:	38.42	(7)	I3-Fin:	16.25						(18)	0.79	
Fin:	54.67	(7)									1.00	
Run 2:	Int1:	10.13	(1)	I1-I2:						11.69	(27)	0.00
	Int2:	21.82	(12)	I2-I3:						16.97	(8)	0.27
	Int3:	38.79	(8)	I3-Fin:						18.14	(25)	0.43
	Fin:	56.93	(17)									1.11
Total:	Int1:	1:04.80	(4)									0.71
	Int2:	1:16.49	(6)									1.01
	Int3:	1:33.46	(5)									0.84
	Fin:	1:51.60	(9)									1.32
10	35	RODES Istok Voelkl	CRO	Run 1:						Int1:	10.46	(28)
					Int2:	21.80	(18)	I2-I3:	17.04	(11)	0.82	
					Int3:	38.84	(15)	I3-Fin:	15.92	(1)	1.21	
					Fin:	54.76	(9)				1.09	
					Run 2:	Int1:	10.47	(19)	I1-I2:	11.44	(14)	0.34
						Int2:	21.91	(18)	I2-I3:	17.46	(24)	0.36
						Int3:	39.37	(22)	I3-Fin:	17.60	(11)	1.01
						Fin:	56.97	(19)				1.15
					Total:	Int1:	1:05.23	(11)				1.14
						Int2:	1:16.67	(8)				1.19
						Int3:	1:34.13	(15)				1.51
						Fin:	1:51.73	(10)				1.45
					11	46	AMIEZ Steven Rossignol	FRA	Run 1:	Int1:	10.32	(12)
Int2:	21.65	(13)	I2-I3:	17.39						(28)	0.67	
Int3:	39.04	(23)	I3-Fin:	16.17						(12)	1.41	
Fin:	55.21	(19)									1.54	
Run 2:	Int1:	10.18	(3)	I1-I2:						11.48	(17)	0.05
	Int2:	21.66	(4)	I2-I3:						16.92	(3)	0.11
	Int3:	38.58	(2)	I3-Fin:						17.97	(20)	0.22
	Fin:	56.55	(7)									0.73
Total:	Int1:	1:05.39	(15)									1.30
	Int2:	1:16.87	(15)									1.39
	Int3:	1:33.79	(9)									1.17
	Fin:	1:51.76	(11)									1.48

PERFORMANCE ANALYSIS BY RANK

Number of Competitors: 29 Number of NSAs: 12

Rank	Bib	Name Ski	NSA Code	Pos	Positions		Partials		Difference Time		
					Time	Rank	Pos	Time		Rank	
12	15	RYDING Dave Fischer	GBR	Run 1:	Int1:	10.23	(6)	I1-I2:	11.33	(15)	0.09
					Int2:	21.56	(11)	I2-I3:	17.02	(10)	0.58
					Int3:	38.58	(10)	I3-Fin:	16.26	(19)	0.95
					Fin:	54.84	(10)				1.17
				Run 2:	Int1:	10.16	(2)	I1-I2:	11.51	(19)	0.03
					Int2:	21.67	(5)	I2-I3:	17.37	(21)	0.12
					Int3:	39.04	(12)	I3-Fin:	18.01	(22)	0.68
					Fin:	57.05	(20)				1.23
				Total:	Int1:	1:05.00	(6)				0.91
					Int2:	1:16.51	(7)				1.03
					Int3:	1:33.88	(12)				1.26
					Fin:	1:51.89	(12)				1.61
12	5	YULE Daniel Fischer	SUI	Run 1:	Int1:	10.42	(21)	I1-I2:	11.29	(12)	0.28
					Int2:	21.71	(15)	I2-I3:	17.09	(13)	0.73
					Int3:	38.80	(14)	I3-Fin:	16.17	(12)	1.17
					Fin:	54.97	(13)				1.30
				Run 2:	Int1:	10.28	(7)	I1-I2:	11.49	(18)	0.15
					Int2:	21.77	(9)	I2-I3:	16.94	(5)	0.22
					Int3:	38.71	(3)	I3-Fin:	18.21	(27)	0.35
					Fin:	56.92	(16)				1.10
				Total:	Int1:	1:05.25	(12)				1.16
					Int2:	1:16.74	(14)				1.26
					Int3:	1:33.68	(8)				1.06
					Fin:	1:51.89	(12)				1.61
14	21	HOLZMANN Sebastian Voelkl	GER	Run 1:	Int1:	10.35	(15)	I1-I2:	11.17	(8)	0.21
					Int2:	21.52	(9)	I2-I3:	17.34	(23)	0.54
					Int3:	38.86	(16)	I3-Fin:	16.41	(26)	1.23
					Fin:	55.27	(21)				1.60
				Run 2:	Int1:	10.48	(20)	I1-I2:	11.23	(1)	0.35
					Int2:	21.71	(7)	I2-I3:	17.04	(9)	0.16
					Int3:	38.75	(5)	I3-Fin:	17.99	(21)	0.39
					Fin:	56.74	(11)				0.92
				Total:	Int1:	1:05.75	(18)				1.66
					Int2:	1:16.98	(18)				1.50
					Int3:	1:34.02	(14)				1.40
					Fin:	1:52.01	(14)				1.73
15	30	STROLZ Johannes Head	AUT	Run 1:	Int1:	10.30	(9)	I1-I2:	11.28	(11)	0.16
					Int2:	21.58	(12)	I2-I3:	17.40	(29)	0.60
					Int3:	38.98	(21)	I3-Fin:	16.24	(15)	1.35
					Fin:	55.22	(20)				1.55
				Run 2:	Int1:	10.54	(23)	I1-I2:	11.45	(15)	0.41
					Int2:	21.99	(21)	I2-I3:	17.38	(22)	0.44
					Int3:	39.37	(22)	I3-Fin:	17.47	(5)	1.01
					Fin:	56.84	(14)				1.02
				Total:	Int1:	1:05.76	(19)				1.67
					Int2:	1:17.21	(19)				1.73
					Int3:	1:34.59	(18)				1.97
					Fin:	1:52.06	(15)				1.78

PERFORMANCE ANALYSIS BY RANK

Number of Competitors: 29 Number of NSAs: 12

Rank	Bib	Name Ski	NSA Code	Positions			Partials		Difference Time						
				Pos	Time	Rank	Pos	Time		Rank					
16	24	KOLEGA Samuel Rossignol	CRO	Run 1:	Int1:	10.39	(19)	I1-I2:	11.43	(23)	0.25				
					Int2:	21.82	(24)					I2-I3:	17.13	(16)	0.84
					Int3:	38.95	(19)					I3-Fin:	16.54	(31)	1.32
					Fin:	55.49	(24)								1.82
				Run 2:	Int1:	10.46	(18)	I1-I2:	11.43	(11)	0.33				
					Int2:	21.89	(16)					I2-I3:	17.32	(19)	0.34
					Int3:	39.21	(19)					I3-Fin:	17.45	(3)	0.85
					Fin:	56.66	(8)								0.84
				Total:	Int1:	1:05.95	(21)	1.86							
					Int2:	1:17.38	(21)		1.90						
					Int3:	1:34.70	(20)		2.08						
					Fin:	1:52.15	(16)		1.87						
				17	13	SALA Tommaso Dynastar	ITA	Run 1:	Int1:	10.44	(25)	I1-I2:	11.37	(20)	0.30
Int2:	21.81	(20)	I2-I3:						16.62	(2)	0.83				
Int3:	38.43	(8)	I3-Fin:						16.05	(7)	0.80				
Fin:	54.48	(5)									0.81				
Run 2:	Int1:	10.69	(27)					I1-I2:	11.80	(29)	0.56				
	Int2:	22.49	(29)									I2-I3:	17.46	(24)	0.94
	Int3:	39.95	(28)									I3-Fin:	17.86	(16)	1.59
	Fin:	57.81	(26)												1.99
Total:	Int1:	1:05.17	(9)					1.08							
	Int2:	1:16.97	(17)						1.49						
	Int3:	1:34.43	(17)						1.81						
	Fin:	1:52.29	(17)						2.01						
18	32	MAJOR Billy Fischer	GBR					Run 1:	Int1:	10.45	(26)	I1-I2:	11.30	(13)	0.31
				Int2:	21.75	(17)	I2-I3:		17.21	(19)	0.77				
				Int3:	38.96	(20)	I3-Fin:		16.15	(10)	1.33				
				Fin:	55.11	(16)					1.44				
				Run 2:	Int1:	10.42	(14)	I1-I2:	11.43	(11)	0.29				
					Int2:	21.85	(14)					I2-I3:	17.27	(16)	0.30
					Int3:	39.12	(16)					I3-Fin:	18.10	(24)	0.76
					Fin:	57.22	(21)								1.40
				Total:	Int1:	1:05.53	(17)	1.44							
					Int2:	1:16.96	(16)		1.48						
					Int3:	1:34.23	(16)		1.61						
					Fin:	1:52.33	(18)		2.05						
				19	38	NEF Tanguy Atomic	SUI	Run 1:	Int1:	10.43	(23)	I1-I2:	11.51	(28)	0.29
Int2:	21.94	(30)	I2-I3:						17.20	(18)	0.96				
Int3:	39.14	(25)	I3-Fin:						15.98	(2)	1.51				
Fin:	55.12	(17)									1.45				
Run 2:	Int1:	10.66	(26)					I1-I2:	11.52	(20)	0.53				
	Int2:	22.18	(25)									I2-I3:	17.54	(26)	0.63
	Int3:	39.72	(25)									I3-Fin:	17.55	(8)	1.36
	Fin:	57.27	(23)												1.45
Total:	Int1:	1:05.78	(20)					1.69							
	Int2:	1:17.30	(20)						1.82						
	Int3:	1:34.84	(22)						2.22						
	Fin:	1:52.39	(19)						2.11						

PERFORMANCE ANALYSIS BY RANK

Number of Competitors: 29 Number of NSAs: 12

Rank	Bib	Name Ski	NSA Code	Positions			Partials		Difference Time		
				Pos	Time	Rank	Pos	Time		Rank	
20	41	RITCHIE Benjamin Dynastar	USA	Run 1:	Int1:	10.46	(28)	I1-I2:	11.34	(17)	0.32
					Int2:	21.80	(18)	I2-I3:	17.37	(25)	0.82
					Int3:	39.17	(26)	I3-Fin:	16.59	(32)	1.54
					Fin:	55.76	(28)				2.09
				Run 2:	Int1:	10.36	(11)	I1-I2:	11.37	(4)	0.23
					Int2:	21.73	(8)	I2-I3:	17.57	(27)	0.18
					Int3:	39.30	(21)	I3-Fin:	17.43	(2)	0.94
					Fin:	56.73	(10)				0.91
				Total:	Int1:	1:06.12	(26)				2.03
					Int2:	1:17.49	(23)				2.01
					Int3:	1:35.06	(26)				2.44
					Fin:	1:52.49	(20)				2.21
				21	26	ZUBCIC Filip Atomic	CRO	Run 1:	Int1:	10.27	(8)
Int2:	21.85	(27)	I2-I3:						17.27	(21)	0.87
Int3:	39.12	(24)	I3-Fin:						16.47	(28)	1.49
Fin:	55.59	(25)									1.92
Run 2:	Int1:	10.36	(11)					I1-I2:	11.53	(21)	0.23
	Int2:	21.89	(16)					I2-I3:	17.16	(13)	0.34
	Int3:	39.05	(14)					I3-Fin:	17.89	(17)	0.69
	Fin:	56.94	(18)								1.12
Total:	Int1:	1:05.95	(21)								1.86
	Int2:	1:17.48	(22)								2.00
	Int3:	1:34.64	(19)								2.02
	Fin:	1:52.53	(21)								2.25
22	45	RASSAT Paco Salomon	FRA					Run 1:	Int1:	10.77	(39)
				Int2:	22.32	(36)	I2-I3:		17.41	(30)	1.34
				Int3:	39.73	(33)	I3-Fin:		16.07	(8)	2.10
				Fin:	55.80	(29)					2.13
				Run 2:	Int1:	10.77	(29)	I1-I2:	11.54	(22)	0.64
					Int2:	22.31	(27)	I2-I3:	16.96	(7)	0.76
					Int3:	39.27	(20)	I3-Fin:	17.55	(8)	0.91
					Fin:	56.82	(12)				1.00
				Total:	Int1:	1:06.57	(29)				2.48
					Int2:	1:18.11	(29)				2.63
					Int3:	1:35.07	(27)				2.45
					Fin:	1:52.62	(22)				2.34
				23	44	MAES Sam Voelkl	BEL	Run 1:	Int1:	10.46	(28)
Int2:	22.00	(33)	I2-I3:						17.34	(23)	1.02
Int3:	39.34	(30)	I3-Fin:						16.48	(29)	1.71
Fin:	55.82	(30)									2.15
Run 2:	Int1:	10.57	(25)					I1-I2:	11.39	(5)	0.44
	Int2:	21.96	(19)					I2-I3:	17.12	(11)	0.41
	Int3:	39.08	(15)					I3-Fin:	17.75	(14)	0.72
	Fin:	56.83	(13)								1.01
Total:	Int1:	1:06.39	(28)								2.30
	Int2:	1:17.78	(27)								2.30
	Int3:	1:34.90	(23)								2.28
	Fin:	1:52.65	(23)								2.37

PERFORMANCE ANALYSIS BY RANK

Number of Competitors: 29 Number of NSAs: 12

Rank	Bib	Name Ski	NSA Code	Pos	Positions		Partials		Difference Time			
					Time	Rank	Pos	Time		Rank		
24	29	KASTLUNGER Tobias Head	ITA	Run 1:	Int1:	10.45	(26)	I1-I2:	11.54	(30)	0.31	
					Int2:	21.99	(32)	I2-I3:	17.37	(25)	1.01	
					Int3:	39.36	(31)	I3-Fin:	16.32	(22)	1.73	
					Fin:	55.68	(26)				2.01	
					Run 2:	Int1:	10.52	(21)	I1-I2:	11.62	(24)	0.39
						Int2:	22.14	(24)	I2-I3:	16.90	(2)	0.59
						Int3:	39.04	(12)	I3-Fin:	18.19	(26)	0.68
						Fin:	57.23	(22)				1.41
					Total:	Int1:	1:06.20	(27)				2.11
						Int2:	1:17.82	(28)				2.34
						Int3:	1:34.72	(21)				2.10
						Fin:	1:52.91	(24)				2.63
					25	33	del CAMPO Juan Atomic	ESP	Run 1:	Int1:	10.47	(32)
Int2:	21.92	(29)	I2-I3:	17.11						(15)	0.94	
Int3:	39.03	(22)	I3-Fin:	16.24						(15)	1.40	
Fin:	55.27	(21)									1.60	
Run 2:	Int1:	10.75	(28)	I1-I2:						11.71	(28)	0.62
	Int2:	22.46	(28)	I2-I3:						17.29	(17)	0.91
	Int3:	39.75	(26)	I3-Fin:						17.90	(18)	1.39
	Fin:	57.65	(24)									1.83
Total:	Int1:	1:06.02	(25)									1.93
	Int2:	1:17.73	(26)									2.25
	Int3:	1:35.02	(25)									2.40
	Fin:	1:52.92	(25)									2.64
26	16	VINATZER Alex Atomic	ITA	Run 1:						Int1:	10.22	(4)
					Int2:	21.49	(8)	I2-I3:	16.88	(6)	0.51	
					Int3:	38.37	(5)	I3-Fin:	16.03	(5)	0.74	
					Fin:	54.40	(4)				0.73	
					Run 2:	Int1:	10.42	(14)	I1-I2:	11.42	(9)	0.29
						Int2:	21.84	(13)	I2-I3:	17.31	(18)	0.29
						Int3:	39.15	(17)	I3-Fin:	19.38	(28)	0.79
						Fin:	58.53	(27)				2.71
					Total:	Int1:	1:04.82	(5)				0.73
						Int2:	1:16.24	(4)				0.76
						Int3:	1:33.55	(6)				0.93
						Fin:	1:52.93	(26)				2.65
					27	27	GROSS Stefano Voelkl	ITA	Run 1:	Int1:	10.37	(17)
Int2:	21.81	(20)	I2-I3:	17.42						(31)	0.83	
Int3:	39.23	(28)	I3-Fin:	16.49						(30)	1.60	
Fin:	55.72	(27)									2.05	
Run 2:	Int1:	10.29	(9)	I1-I2:						11.67	(26)	0.16
	Int2:	21.96	(19)	I2-I3:						17.79	(28)	0.41
	Int3:	39.75	(26)	I3-Fin:						17.90	(18)	1.39
	Fin:	57.65	(24)									1.83
Total:	Int1:	1:06.01	(24)									1.92
	Int2:	1:17.68	(25)									2.20
	Int3:	1:35.47	(28)									2.85
	Fin:	1:53.37	(27)									3.09

PERFORMANCE ANALYSIS BY RANK

Number of Competitors: 29 Number of NSAs: 12

Rank	Bib	Name Ski	NSA Code	Positions			Partials		Difference Time		
				Pos	Time	Rank	Pos	Time		Rank	
28	19	PERTL Adrian Voelkl	AUT	Run 1:	Int1:	10.31	(11)	I1-I2:	11.01	(4)	0.17
					Int2:	21.32	(4)	I2-I3:	17.31	(22)	0.34
					Int3:	38.63	(12)	I3-Fin:	16.02	(4)	1.00
					Fin:	54.65	(6)				0.98
				Run 2:	Int1:	10.55	(24)	I1-I2:	11.47	(16)	0.42
					Int2:	22.02	(23)	I2-I3:	18.95	(29)	0.47
					Int3:	40.97	(29)	I3-Fin:	18.08	(23)	2.61
					Fin:	59.05	(28)				3.23
				Total:	Int1:	1:05.20	(10)				1.11
					Int2:	1:16.67	(8)				1.19
					Int3:	1:35.62	(29)				3.00
						Fin:	1:53.70	(28)			3.42
				29	51	KATO Seigo Atomic	JPN	Run 1:	Int1:	10.22	(4)
Int2:	21.81	(20)	I2-I3:						17.45	(32)	0.83
Int3:	39.26	(29)	I3-Fin:						16.16	(11)	1.63
Fin:	55.42	(23)									1.75
Run 2:	Int1:	10.53	(22)					I1-I2:	11.66	(25)	0.40
	Int2:	22.19	(26)					I2-I3:	17.33	(20)	0.64
	Int3:	39.52	(24)					I3-Fin:	20.88	(29)	1.16
	Fin:	1:00.40	(29)								4.58
Total:	Int1:	1:05.95	(21)								1.86
	Int2:	1:17.61	(24)								2.13
	Int3:	1:34.94	(24)								2.32
		Fin:	1:55.82					(29)			5.54

Intermediate Time Positions : Int. 1 = Inter1 Int. 2 = Inter2 Int. 3 = Inter3

Legend:	Fin	Finish	Int	Intermediate	Ix	Intermediate x
Pos.	Intermediate or speed position					

94. Internationale

Lauberhorn- rennen Wengen

12.-14. Januar 2024

LAUBER HORN

 FIS Ski World Cup
Wengen


AUDI FIS SKI WORLD CUP 2023/24



Wengen (SUI)

4th Men's Slalom

SUN 14 JAN 2024

Start Time 13:15

PERFORMANCE ANALYSIS BY BIB

Number of Competitors: 60 Number of NSAs: 19

Bib	Name Ski	NSA Code	Positions			Partials		Difference Time		
			Pos	Time	Rank	Pos	Time		Rank	
1	FELLER Manuel Atomic	AUT	Run 1:	Int1:	10.30	(15)	I1-I2:	10.81	(1)	0.20
				Int2:	21.11	(2)	I2-I3:	16.81	(6)	0.13
				Int3:	37.92	(3)	I3-Fin:	16.27	(20)	0.32
				Fin:	54.19	(3)				0.52
			Run 2:	Int1:	10.35	(10)	I1-I2:	11.42	(10)	0.22
				Int2:	21.77	(9)	I2-I3:	16.95	(6)	0.22
				Int3:	38.72	(4)	I3-Fin:	17.37	(1)	0.36
				Fin:	56.09	(2)				0.27
			Total:	Int1:	1:04.54	(3)				0.45
				Int2:	1:15.96	(3)				0.48
				Int3:	1:32.91	(2)				0.29
				Fin:	1:50.28	(1)				0.00
			2	ZENHAEUSERN Ramon Rossignol	SUI	Run 1:	Int1:	10.36	(24)	I1-I2:
	Int2:	21.81				(31)	I2-I3:	16.98	(13)	0.83
	Int3:	38.79				(19)	I3-Fin:	16.20	(14)	1.19
	Fin:	54.99				(14)				1.32
Run 2:	Int1:	10.44				(17)	I1-I2:	11.39	(5)	0.31
	Int2:	21.83				(13)	I2-I3:	17.05	(10)	0.28
	Int3:	38.88				(10)	I3-Fin:			0.52
	Fin:	DNF								
Total:	Int1:	1:05.43				(16)				1.34
	Int2:	1:16.82				(15)				1.34
	Int3:	1:33.87				(11)				1.25
	Fin:	DNF								
3	KRISTOFFERSEN Henrik Van deer racing	NOR				Run 1:	Int1:	10.18	(5)	I1-I2:
				Int2:	21.48	(12)	I2-I3:	16.55	(2)	0.50
				Int3:	38.03	(5)	I3-Fin:	16.00	(3)	0.43
				Fin:	54.03	(2)				0.36
			Run 2:	Int1:	10.22	(5)	I1-I2:	11.36	(3)	0.09
				Int2:	21.58	(2)	I2-I3:	17.39	(24)	0.03
				Int3:	38.97	(12)	I3-Fin:	17.49	(7)	0.61
				Fin:	56.46	(5)				0.64
			Total:	Int1:	1:04.25	(2)				0.16
				Int2:	1:15.61	(2)				0.13
				Int3:	1:33.00	(3)				0.38
				Fin:	1:50.49	(3)				0.21

SUN 14 JAN 2024 / Wengen (SUI) / 0032

Page 1/12

Data Processing by LONGINES

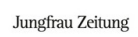
www.fis-ski.com

LONGINES Timing

Generation date : SUN 14 JAN 2024

Time : 14:09

Document: C77B 1.0



PERFORMANCE ANALYSIS BY BIB

Number of Competitors: 60 Number of NSAs: 19

Bib	Name Ski	NSA Code	Run	Positions			Partials		Difference Time	
				Pos	Time	Rank	Pos	Time		Rank
4	NOEL Clement Dynastar	FRA	Run 1:	Int1:	10.42	(31)	I1-I2:	10.96	(4)	0.32
				Int2:	21.38	(8)	I2-I3:	17.16	(23)	0.40
				Int3:	38.54	(14)	I3-Fin:	16.36	(24)	0.94
				Fin:	54.90	(12)				1.23
			Run 2:	Int1:	10.19	(4)	I1-I2:	11.39	(5)	0.06
				Int2:	21.58	(2)	I2-I3:	16.78	(1)	0.03
				Int3:	38.36	(1)	I3-Fin:	17.46	(4)	0.00
				Fin:	55.82	(1)				0.00
			Total:	Int1:	1:05.09	(7)				1.00
				Int2:	1:16.48	(5)				1.00
				Int3:	1:33.26	(4)				0.64
				Fin:	1:50.72	(4)				0.44
			5	YULE Daniel Fischer	SUI	Run 1:	Int1:	10.42	(31)	I1-I2:
Int2:	21.71	(24)					I2-I3:	17.09	(18)	0.73
Int3:	38.80	(20)					I3-Fin:	16.17	(12)	1.20
Fin:	54.97	(13)								1.30
Run 2:	Int1:	10.28				(7)	I1-I2:	11.49	(19)	0.15
	Int2:	21.77				(9)	I2-I3:	16.94	(5)	0.22
	Int3:	38.71				(3)	I3-Fin:	18.21	(27)	0.35
	Fin:	56.92				(16)				1.10
Total:	Int1:	1:05.25				(12)				1.16
	Int2:	1:16.74				(14)				1.26
	Int3:	1:33.68				(8)				1.06
	Fin:	1:51.89				(12)				1.61
6	STRASSER Linus Rossignol	GER				Run 1:	Int1:	10.28	(14)	I1-I2:
			Int2:	21.14	(3)		I2-I3:	16.46	(1)	0.16
			Int3:	37.60	(1)		I3-Fin:			0.00
			Fin:	DNF						
			Total:	DNF						
7	MEILLARD Loic Rossignol	SUI	Run 1:	Int1:	10.32	(18)	I1-I2:	11.36	(31)	0.22
				Int2:	21.68	(23)	I2-I3:	17.24	(27)	0.70
				Int3:	38.92	(24)	I3-Fin:	16.11	(9)	1.32
				Fin:	55.03	(15)				1.36
			Run 2:	Int1:	10.24	(6)	I1-I2:	11.43	(12)	0.11
				Int2:	21.67	(5)	I2-I3:	17.09	(11)	0.12
				Int3:	38.76	(6)	I3-Fin:	17.47	(5)	0.40
				Fin:	56.23	(3)				0.41
			Total:	Int1:	1:05.27	(13)				1.18
				Int2:	1:16.70	(11)				1.22
				Int3:	1:33.79	(9)				1.17
				Fin:	1:51.26	(5)				0.98
			8	POPOV Albert Head	BUL	Run 1:	Int1:	10.27	(12)	I1-I2:
Int2:	21.39	(9)					I2-I3:	16.61	(3)	0.41
Int3:	38.00	(4)					I3-Fin:			0.40
Fin:	DNF									
Total:	DNF									

PERFORMANCE ANALYSIS BY BIB

Number of Competitors: 60 Number of NSAs: 19

Bib	Name Ski	NSA Code	Run	Positions			Partials		Difference Time	
				Pos	Time	Rank	Pos	Time		Rank
9	GSTREIN Fabio Atomic	AUT	Run 1:	Int1:	10.25	(10)	I1-I2:	11.08	(6)	0.15
				Int2:	21.33	(7)	I2-I3:	16.97	(12)	0.35
				Int3:	38.30	(6)	I3-Fin:	16.40	(25)	0.70
				Fin:	54.70	(8)				1.03
			Run 2:	Int1:	10.40	(13)	I1-I2:	11.59	(24)	0.27
				Int2:	21.99	(22)	I2-I3:	17.18	(15)	0.44
				Int3:	39.17	(19)	I3-Fin:	17.67	(12)	0.81
				Fin:	56.84	(14)				1.02
			Total:	Int1:	1:05.10	(8)				1.01
				Int2:	1:16.69	(10)				1.21
				Int3:	1:33.87	(11)				1.25
				Fin:	1:51.54	(8)				1.26
			10	McGRATH Atle Lie Head	NOR	Run 1:	Int1:	10.14	(2)	I1-I2:
Int2:	20.98	(1)					I2-I3:	16.65	(5)	0.00
Int3:	37.63	(2)					I3-Fin:	16.04	(6)	0.03
Fin:	53.67	(1)								0.00
Run 2:	Int1:	10.42				(14)	I1-I2:	11.39	(5)	0.29
	Int2:	21.81				(11)	I2-I3:	17.14	(13)	0.26
	Int3:	38.95				(11)	I3-Fin:	17.76	(15)	0.59
	Fin:	56.71				(9)				0.89
Total:	Int1:	1:04.09				(1)				0.00
	Int2:	1:15.48				(1)				0.00
	Int3:	1:32.62				(1)				0.00
	Fin:	1:50.38				(2)				0.10
11	ROCHAT Marc Nordica	SUI				Run 1:	Int1:	10.56	(49)	I1-I2:
			Int2:	21.74	(25)		I2-I3:	16.84	(8)	0.76
			Int3:	38.58	(16)		I3-Fin:	16.28	(21)	0.98
			Fin:	54.86	(11)					1.19
			Run 2:	Int1:	10.45	(18)	I1-I2:	11.41	(9)	0.32
				Int2:	21.86	(16)	I2-I3:	16.93	(4)	0.31
				Int3:	38.79	(8)	I3-Fin:	17.69	(13)	0.43
				Fin:	56.48	(6)				0.66
			Total:	Int1:	1:05.31	(14)				1.22
				Int2:	1:16.72	(13)				1.24
				Int3:	1:33.65	(7)				1.03
				Fin:	1:51.34	(6)				1.06
			12	STEEN OLSEN Alexander Rossignol	NOR	Run 1:	Int1:	10.17	(3)	I1-I2:
Int2:	21.39	(9)					I2-I3:	16.98	(13)	0.41
Int3:	38.37	(7)					I3-Fin:			0.77
Fin:	DNF									
Total:		DNF								

PERFORMANCE ANALYSIS BY BIB

Number of Competitors: 60 Number of NSAs: 19

Bib	Name Ski	NSA Code	Pos	Positions			Partials		Difference Time							
				Time	Rank	Pos	Time	Rank								
13	SALA Tommaso Dynastar	ITA	Run 1:	Int1:	10.44	(35)	I1-I2:	11.37	(32)	0.34						
				Int2:	21.81	(31)					I2-I3:	16.62	(4)	0.83		
				Int3:	38.43	(12)					I3-Fin:	16.05	(7)	0.83		
				Fin:	54.48	(5)								0.81		
			Run 2:	Int1:	10.69	(28)	I1-I2:	11.80	(30)	11.80	(30)	0.56				
				Int2:	22.49	(30)							I2-I3:	17.46	(25)	0.94
				Int3:	39.95	(29)							I3-Fin:	17.86	(16)	1.59
				Fin:	57.81	(26)										1.99
			Total:	Int1:	1:05.17	(9)	Total:	1:05.17	(9)	1:05.17	(9)	1.08				
				Int2:	1:16.97	(18)										1.49
				Int3:	1:34.43	(18)										1.81
				Fin:	1:52.29	(17)										2.01
			14	HAUGAN Timon Van deer racing	NOR	Run 1:	Int1:	10.38	(26)	I1-I2:	11.15	(9)	0.28			
Int2:	21.53	(16)					I2-I3:	16.89	(10)					0.55		
Int3:	38.42	(10)					I3-Fin:	16.25	(18)					0.82		
Fin:	54.67	(7)												1.00		
Run 2:	Int1:	10.13				(1)	I1-I2:	11.69	(28)	11.69	(28)	0.00				
	Int2:	21.82				(12)							I2-I3:	16.97	(8)	0.27
	Int3:	38.79				(8)							I3-Fin:	18.14	(25)	0.43
	Fin:	56.93				(17)										1.11
Total:	Int1:	1:04.80				(4)	Total:	1:04.80	(4)	1:04.80	(4)	0.71				
	Int2:	1:16.49				(6)										1.01
	Int3:	1:33.46				(5)										0.84
	Fin:	1:51.60				(9)										1.32
15	RYDING Dave Fischer	GBR				Run 1:	Int1:	10.23	(9)	I1-I2:	11.33	(26)	0.13			
			Int2:	21.56	(17)		I2-I3:	17.02	(15)					0.58		
			Int3:	38.58	(16)		I3-Fin:	16.26	(19)					0.98		
			Fin:	54.84	(10)									1.17		
			Run 2:	Int1:	10.16	(2)	I1-I2:	11.51	(20)	11.51	(20)	0.03				
				Int2:	21.67	(5)							I2-I3:	17.37	(22)	0.12
				Int3:	39.04	(13)							I3-Fin:	18.01	(22)	0.68
				Fin:	57.05	(20)										1.23
			Total:	Int1:	1:05.00	(6)	Total:	1:05.00	(6)	1:05.00	(6)	0.91				
				Int2:	1:16.51	(7)										1.03
				Int3:	1:33.88	(13)										1.26
				Fin:	1:51.89	(12)										1.61
			16	VINATZER Alex Atomic	ITA	Run 1:	Int1:	10.22	(7)	I1-I2:	11.27	(20)	0.12			
Int2:	21.49	(14)					I2-I3:	16.88	(9)					0.51		
Int3:	38.37	(7)					I3-Fin:	16.03	(5)					0.77		
Fin:	54.40	(4)												0.73		
Run 2:	Int1:	10.42				(14)	I1-I2:	11.42	(10)	11.42	(10)	0.29				
	Int2:	21.84				(14)							I2-I3:	17.31	(19)	0.29
	Int3:	39.15				(18)							I3-Fin:	19.38	(28)	0.79
	Fin:	58.53				(27)										2.71
Total:	Int1:	1:04.82				(5)	Total:	1:04.82	(5)	1:04.82	(5)	0.73				
	Int2:	1:16.24				(4)										0.76
	Int3:	1:33.55				(6)										0.93
	Fin:	1:52.93				(26)										2.65

PERFORMANCE ANALYSIS BY BIB

Number of Competitors: 60 Number of NSAs: 19

Bib	Name Ski	NSA Code	Run	Positions			Partials		Difference Time		
				Pos	Time	Rank	Pos	Time		Rank	
17	GINNIS Aj Fischer	GRE	Run 1:	Int1:	10.38	(26)	I1-I2:	11.22	(13)	0.28	
				Int2:	21.60	(20)	I2-I3:	16.82	(7)	0.62	
				Int3:	38.42	(10)	I3-Fin:			0.82	
				Fin:	DNF						
				Total:	DNF						
18	JAKOBSEN Kristoffer Fischer	SWE	Run 1:	Int1:	10.74	(56)	I1-I2:			0.64	
				Int2:			I2-I3:				
				Int3:			I3-Fin:				
				Fin:	DNF						
				Total:	DNF						
19	PERTL Adrian Voelkl	AUT	Run 1:	Int1:	10.31	(17)	I1-I2:	11.01	(5)	0.21	
				Int2:	21.32	(6)	I2-I3:	17.31	(30)	0.34	
				Int3:	38.63	(18)	I3-Fin:	16.02	(4)	1.03	
				Fin:	54.65	(6)				0.98	
				Run 2:	Int1:	10.55	(25)	I1-I2:	11.47	(17)	0.42
					Int2:	22.02	(24)	I2-I3:	18.95	(30)	0.47
			Int3:		40.97	(30)	I3-Fin:	18.08	(23)	2.61	
			Fin:		59.05	(28)				3.23	
			Total:		Int1:	1:05.20	(10)				1.11
					Int2:	1:16.67	(8)				1.19
				Int3:	1:35.62	(30)				3.00	
				Fin:	1:53.70	(28)				3.42	
20	MATT Michael Blizzard	AUT	Run 1:	Int1:	10.47	(43)	I1-I2:	11.37	(32)	0.37	
				Int2:	21.84	(37)	I2-I3:	17.07	(17)	0.86	
				Int3:	38.91	(23)	I3-Fin:	16.24	(15)	1.31	
				Fin:	55.15	(18)				1.48	
				Run 2:	Int1:	10.28	(7)	I1-I2:	11.27	(2)	0.15
					Int2:	21.55	(1)	I2-I3:	17.21	(16)	0.00
			Int3:		38.76	(6)	I3-Fin:	17.57	(10)	0.40	
			Fin:		56.33	(4)				0.51	
			Total:		Int1:	1:05.43	(16)				1.34
					Int2:	1:16.70	(11)				1.22
				Int3:	1:33.91	(14)				1.29	
				Fin:	1:51.48	(7)				1.20	
21	HOLZMANN Sebastian Voelkl	GER	Run 1:	Int1:	10.35	(23)	I1-I2:	11.17	(10)	0.25	
				Int2:	21.52	(15)	I2-I3:	17.34	(31)	0.54	
				Int3:	38.86	(22)	I3-Fin:	16.41	(26)	1.26	
				Fin:	55.27	(21)				1.60	
				Run 2:	Int1:	10.48	(21)	I1-I2:	11.23	(1)	0.35
					Int2:	21.71	(7)	I2-I3:	17.04	(9)	0.16
			Int3:		38.75	(5)	I3-Fin:	17.99	(21)	0.39	
			Fin:		56.74	(11)				0.92	
			Total:		Int1:	1:05.75	(19)				1.66
					Int2:	1:16.98	(19)				1.50
				Int3:	1:34.02	(15)				1.40	
				Fin:	1:52.01	(14)				1.73	
22	FOSS-SOLEVAAG Sebastian Voelkl	NOR	Run 1:	Int1:	10.39	(28)	I1-I2:	11.46	(39)	0.29	
				Int2:	21.85	(38)	I2-I3:	17.97	(48)	0.87	
				Int3:	39.82	(45)	I3-Fin:	16.77	(33)	2.22	
				Fin:	56.59	(34)				2.92	
				Total:	DNQ						

PERFORMANCE ANALYSIS BY BIB

Number of Competitors: 60 Number of NSAs: 19

Bib	Name Ski	NSA Code	Run	Positions			Partials		Difference Time	
				Pos	Time	Rank	Pos	Time		Rank
23	AERNI Luca Fischer	SUI	Run 1:	Int1:	10.41	(30)	I1-I2:	11.24	(17)	0.31
				Int2:	21.65	(21)	I2-I3:	16.91	(11)	0.67
				Int3:	38.56	(15)	I3-Fin:			0.96
				Fin:	DNF					
				Total:	DNF					
24	KOLEGA Samuel Rossignol	CRO	Run 1:	Int1:	10.39	(28)	I1-I2:	11.43	(35)	0.29
				Int2:	21.82	(35)	I2-I3:	17.13	(22)	0.84
				Int3:	38.95	(25)	I3-Fin:	16.54	(31)	1.35
				Fin:	55.49	(24)				1.82
			Run 2:	Int1:	10.46	(19)	I1-I2:	11.43	(12)	0.33
				Int2:	21.89	(17)	I2-I3:	17.32	(20)	0.34
				Int3:	39.21	(20)	I3-Fin:	17.45	(3)	0.85
				Fin:	56.66	(8)				0.84
			Total:	Int1:	1:05.95	(22)				1.86
				Int2:	1:17.38	(22)				1.90
				Int3:	1:34.70	(21)				2.08
				Fin:	1:52.15	(16)				1.87
25	RASCHNER Dominik Fischer	AUT	Run 1:	Int1:	10.17	(3)	I1-I2:	11.23	(15)	0.07
				Int2:	21.40	(11)	I2-I3:	17.09	(18)	0.42
				Int3:	38.49	(13)	I3-Fin:			0.89
				Fin:	DNF					
				Total:	DNF					
26	ZUBCIC Filip Atomic	CRO	Run 1:	Int1:	10.27	(12)	I1-I2:	11.58	(49)	0.17
				Int2:	21.85	(38)	I2-I3:	17.27	(28)	0.87
				Int3:	39.12	(30)	I3-Fin:	16.47	(28)	1.52
				Fin:	55.59	(25)				1.92
			Run 2:	Int1:	10.36	(11)	I1-I2:	11.53	(22)	0.23
				Int2:	21.89	(17)	I2-I3:	17.16	(14)	0.34
				Int3:	39.05	(15)	I3-Fin:	17.89	(17)	0.69
				Fin:	56.94	(18)				1.12
			Total:	Int1:	1:05.95	(22)				1.86
				Int2:	1:17.48	(23)				2.00
				Int3:	1:34.64	(20)				2.02
				Fin:	1:52.53	(21)				2.25
27	GROSS Stefano Voelkl	ITA	Run 1:	Int1:	10.37	(25)	I1-I2:	11.44	(36)	0.27
				Int2:	21.81	(31)	I2-I3:	17.42	(39)	0.83
				Int3:	39.23	(35)	I3-Fin:	16.49	(30)	1.63
				Fin:	55.72	(27)				2.05
			Run 2:	Int1:	10.29	(9)	I1-I2:	11.67	(27)	0.16
				Int2:	21.96	(20)	I2-I3:	17.79	(29)	0.41
				Int3:	39.75	(27)	I3-Fin:	17.90	(18)	1.39
				Fin:	57.65	(24)				1.83
			Total:	Int1:	1:06.01	(25)				1.92
				Int2:	1:17.68	(26)				2.20
				Int3:	1:35.47	(29)				2.85
				Fin:	1:53.37	(27)				3.09
28	READ Erik Atomic	CAN	Run 1:	Int1:	10.32	(18)	I1-I2:	11.51	(41)	0.22
				Int2:	21.83	(36)	I2-I3:	17.37	(33)	0.85
				Int3:	39.20	(33)	I3-Fin:	16.94	(34)	1.60
				Fin:	56.14	(32)				2.47
				Total:	DNQ					

PERFORMANCE ANALYSIS BY BIB

Number of Competitors: 60 Number of NSAs: 19

Bib	Name Ski	NSA Code	Pos	Positions		Partials		Difference Time		
				Time	Rank	Pos	Time		Rank	
29	KASTLUNGER Tobias Head	ITA	Run 1:	Int1:	10.45	(37)	I1-I2:	11.54	(43)	0.35
				Int2:	21.99	(45)	I2-I3:	17.37	(33)	1.01
				Int3:	39.36	(39)	I3-Fin:	16.32	(22)	1.76
				Fin:	55.68	(26)				2.01
			Run 2:	Int1:	10.52	(22)	I1-I2:	11.62	(25)	0.39
				Int2:	22.14	(25)	I2-I3:	16.90	(2)	0.59
				Int3:	39.04	(13)	I3-Fin:	18.19	(26)	0.68
				Fin:	57.23	(22)				1.41
			Total:	Int1:	1:06.20	(28)				2.11
				Int2:	1:17.82	(29)				2.34
				Int3:	1:34.72	(22)				2.10
				Fin:	1:52.91	(24)				2.63
30	STROLZ Johannes Head	AUT	Run 1:	Int1:	10.30	(15)	I1-I2:	11.28	(21)	0.20
				Int2:	21.58	(18)	I2-I3:	17.40	(37)	0.60
				Int3:	38.98	(27)	I3-Fin:	16.24	(15)	1.38
				Fin:	55.22	(20)				1.55
			Run 2:	Int1:	10.54	(24)	I1-I2:	11.45	(16)	0.41
				Int2:	21.99	(22)	I2-I3:	17.38	(23)	0.44
				Int3:	39.37	(23)	I3-Fin:	17.47	(5)	1.01
				Fin:	56.84	(14)				1.02
			Total:	Int1:	1:05.76	(20)				1.67
				Int2:	1:17.21	(20)				1.73
				Int3:	1:34.59	(19)				1.97
				Fin:	1:52.06	(15)				1.78
31	RAZZOLI Giuliano Fischer	ITA	Run 1:	Int1:	10.60	(52)	I1-I2:	11.73	(53)	0.50
				Int2:	22.33	(53)	I2-I3:	17.90	(46)	1.35
				Int3:	40.23	(50)	I3-Fin:	16.95	(35)	2.63
				Fin:	57.18	(36)				3.51
			Total:		DNQ					
			32	MAJOR Billy Fischer	GBR	Run 1:	Int1:	10.45	(37)	I1-I2:
Int2:	21.75	(26)					I2-I3:	17.21	(25)	0.77
Int3:	38.96	(26)					I3-Fin:	16.15	(10)	1.36
Fin:	55.11	(16)								1.44
Run 2:	Int1:	10.42				(14)	I1-I2:	11.43	(12)	0.29
	Int2:	21.85				(15)	I2-I3:	17.27	(17)	0.30
	Int3:	39.12				(17)	I3-Fin:	18.10	(24)	0.76
	Fin:	57.22				(21)				1.40
Total:	Int1:	1:05.53				(18)				1.44
	Int2:	1:16.96				(17)				1.48
	Int3:	1:34.23				(17)				1.61
	Fin:	1:52.33				(18)				2.05

PERFORMANCE ANALYSIS BY BIB

Number of Competitors: 60 Number of NSAs: 19

Bib	Name Ski	NSA Code	Run	Positions			Partials		Difference Time					
				Pos	Time	Rank	Pos	Time		Rank				
33	del CAMPO Juan Atomic	ESP	Run 1:	Int1:	10.47	(43)	I1-I2:	11.45	(37)	0.37				
				Int2:	21.92	(41)					I2-I3:	17.11	(21)	0.94
				Int3:	39.03	(28)					I3-Fin:	16.24	(15)	1.43
				Fin:	55.27	(21)								1.60
			Run 2:	Int1:	10.75	(29)	I1-I2:	11.71	(29)	0.62				
				Int2:	22.46	(29)					I2-I3:	17.29	(18)	0.91
				Int3:	39.75	(27)					I3-Fin:	17.90	(18)	1.39
				Fin:	57.65	(24)								1.83
			Total:	Int1:	1:06.02	(26)					1.93			
				Int2:	1:17.73	(27)						2.25		
				Int3:	1:35.02	(26)						2.40		
				Fin:	1:52.92	(25)						2.64		
34	SALARICH Joaquim Rossignol	ESP	Run 1:	Int1:	10.59	(51)	I1-I2:	11.38	(34)	0.49				
				Int2:	21.97	(44)					I2-I3:	17.79	(45)	0.99
				Int3:	39.76	(44)					I3-Fin:	16.98	(36)	2.16
				Fin:	56.74	(35)								3.07
			Total:		DNQ									
35	RODES Istok Voelkl	CRO	Run 1:	Int1:	10.46	(39)	I1-I2:	11.34	(29)	0.36				
				Int2:	21.80	(29)					I2-I3:	17.04	(16)	0.82
				Int3:	38.84	(21)					I3-Fin:	15.92	(1)	1.24
				Fin:	54.76	(9)								1.09
			Run 2:	Int1:	10.47	(20)	I1-I2:	11.44	(15)	0.34				
				Int2:	21.91	(19)					I2-I3:	17.46	(25)	0.36
				Int3:	39.37	(23)					I3-Fin:	17.60	(11)	1.01
				Fin:	56.97	(19)								1.15
			Total:	Int1:	1:05.23	(11)					1.14			
				Int2:	1:16.67	(8)						1.19		
				Int3:	1:34.13	(16)						1.51		
				Fin:	1:51.73	(10)						1.45		
36	SEYMOUR Jett Fischer	USA	Run 1:	Int1:	10.43	(33)	I1-I2:	11.57	(47)	0.33				
				Int2:	22.00	(46)					I2-I3:	17.57	(43)	1.02
				Int3:	39.57	(41)					I3-Fin:	16.33	(23)	1.97
				Fin:	55.90	(31)								2.23
			Total:		DNQ									
37	MARCHANT Armand Head	BEL	Run 1:	Int1:	10.10	(1)	I1-I2:	11.18	(11)	0.00				
				Int2:	21.28	(4)					I2-I3:			0.30
				Int3:							I3-Fin:			
				Fin:		DNF								
			Total:		DNF									
38	NEF Tanguy Atomic	SUI	Run 1:	Int1:	10.43	(33)	I1-I2:	11.51	(41)	0.33				
				Int2:	21.94	(42)					I2-I3:	17.20	(24)	0.96
				Int3:	39.14	(31)					I3-Fin:	15.98	(2)	1.54
				Fin:	55.12	(17)								1.45
			Run 2:	Int1:	10.66	(27)	I1-I2:	11.52	(21)	0.53				
				Int2:	22.18	(26)					I2-I3:	17.54	(27)	0.63
				Int3:	39.72	(26)					I3-Fin:	17.55	(8)	1.36
				Fin:	57.27	(23)								1.45
			Total:	Int1:	1:05.78	(21)					1.69			
				Int2:	1:17.30	(21)						1.82		
				Int3:	1:34.84	(23)						2.22		
				Fin:	1:52.39	(19)						2.11		

PERFORMANCE ANALYSIS BY BIB

Number of Competitors: 60 Number of NSAs: 19

Bib	Name Ski	NSA Code	Positions				Partials		Difference Time	
			Pos	Time	Rank	Pos	Time	Rank		
39	WINTERS Luke Rossignol	USA	Run 1:	Int1:	10.46	(39)	I1-I2:	11.66	(52)	0.36
				Int2:	22.12	(50)	I2-I3:	19.50	(52)	1.14
				Int3:	41.62	(52)	I3-Fin:	17.95	(37)	4.02
				Fin:	59.57	(38)				5.90
				Total:		DNQ				
40	TREMME Anton Nordica	GER	Run 1:	Int1:	10.52	(46)	I1-I2:			0.42
				Int2:			I2-I3:			
				Int3:			I3-Fin:			
				Fin:		DNF				
				Total:		DNF				
41	RITCHIE Benjamin Dynastar	USA	Run 1:	Int1:	10.46	(39)	I1-I2:	11.34	(29)	0.36
				Int2:	21.80	(29)	I2-I3:	17.37	(33)	0.82
				Int3:	39.17	(32)	I3-Fin:	16.59	(32)	1.57
				Fin:	55.76	(28)				2.09
			Run 2:	Int1:	10.36	(11)	I1-I2:	11.37	(4)	0.23
				Int2:	21.73	(8)	I2-I3:	17.57	(28)	0.18
				Int3:	39.30	(22)	I3-Fin:	17.43	(2)	0.94
				Fin:	56.73	(10)				0.91
			Total:	Int1:	1:06.12	(27)				2.03
				Int2:	1:17.49	(24)				2.01
	Int3:	1:35.06	(27)				2.44			
	Fin:	1:52.49	(20)				2.21			
42	STURM Joshua Voelkl	AUT	Run 1:	Int1:	10.62	(53)	I1-I2:	11.28	(21)	0.52
				Int2:	21.90	(40)	I2-I3:	17.30	(29)	0.92
				Int3:	39.20	(33)	I3-Fin:			1.60
				Fin:		DNF				
				Total:		DNF				
43	JUNG Donghyun Rossignol	KOR	Run 1:	Int1:			I1-I2:			
				Int2:			I2-I3:			
				Int3:			I3-Fin:			
				Fin:		DNS				
				Total:		DNS				
44	MAES Sam Voelkl	BEL	Run 1:	Int1:	10.46	(39)	I1-I2:	11.54	(43)	0.36
				Int2:	22.00	(46)	I2-I3:	17.34	(31)	1.02
				Int3:	39.34	(38)	I3-Fin:	16.48	(29)	1.74
				Fin:	55.82	(30)				2.15
			Run 2:	Int1:	10.57	(26)	I1-I2:	11.39	(5)	0.44
				Int2:	21.96	(20)	I2-I3:	17.12	(12)	0.41
				Int3:	39.08	(16)	I3-Fin:	17.75	(14)	0.72
				Fin:	56.83	(13)				1.01
			Total:	Int1:	1:06.39	(29)				2.30
				Int2:	1:17.78	(28)				2.30
	Int3:	1:34.90	(24)				2.28			
	Fin:	1:52.65	(23)				2.37			

PERFORMANCE ANALYSIS BY BIB

Number of Competitors: 60 Number of NSAs: 19

Bib	Name Ski	NSA Code	Run	Positions			Partials		Difference Time					
				Pos	Time	Rank	Pos	Time		Rank				
45	RASSAT Paco Salomon	FRA	Run 1:	Int1:	10.77	(57)	I1-I2:	11.55	(45)	0.67				
				Int2:	22.32	(52)					I2-I3:	17.41	(38)	1.34
				Int3:	39.73	(43)					I3-Fin:	16.07	(8)	2.13
				Fin:	55.80	(29)								2.13
			Run 2:	Int1:	10.77	(30)	I1-I2:	11.54	(23)	0.64				
				Int2:	22.31	(28)					I2-I3:	16.96	(7)	0.76
				Int3:	39.27	(21)					I3-Fin:	17.55	(8)	0.91
				Fin:	56.82	(12)								1.00
			Total:	Int1:	1:06.57	(30)	2.48							
				Int2:	1:18.11	(30)		2.63						
				Int3:	1:35.07	(28)		2.45						
				Fin:	1:52.62	(22)		2.34						
			46	AMIEZ Steven Rossignol	FRA	Run 1:	Int1:	10.32	(18)	I1-I2:	11.33	(26)	0.22	
Int2:	21.65	(21)					I2-I3:	17.39	(36)					0.67
Int3:	39.04	(29)					I3-Fin:	16.17	(12)					1.44
Fin:	55.21	(19)												1.54
Run 2:	Int1:	10.18				(3)	I1-I2:	11.48	(18)	0.05				
	Int2:	21.66				(4)					I2-I3:	16.92	(3)	0.11
	Int3:	38.58				(2)					I3-Fin:	17.97	(20)	0.22
	Fin:	56.55				(7)								0.73
Total:	Int1:	1:05.39				(15)	1.30							
	Int2:	1:16.87				(16)		1.39						
	Int3:	1:33.79				(9)		1.17						
	Fin:	1:51.76				(11)		1.48						
47	TAYLOR Laurie Head	GBR				Run 1:	Int1:	10.51	(45)	I1-I2:	11.26	(19)	0.41	
			Int2:	21.77	(27)		I2-I3:	17.95	(47)					0.79
			Int3:	39.72	(42)		I3-Fin:	DNF	2.12					
			Fin:	DNF										
			Total:	DNF										
				48	HADALIN Stefan Voelkl	SLO	Run 1:	Int1:			I1-I2:			
Int2:			I2-I3:											
Int3:			I3-Fin:					DNF						
Fin:	DNF													
Total:	DNF													
	49	JORDAN Asher Atomic	CAN				Run 1:	Int1:	10.56	(49)	I1-I2:	11.55	(45)	0.46
Int2:				22.11	(49)	I2-I3:				1.13				
Int3:						I3-Fin:		DNF						
Fin:				DNF										
Total:				DNF										
				50	MAURBERGER Simon Fischer	ITA	Run 1:	Int1:	10.33	(21)	I1-I2:	11.61	(51)	0.23
Int2:	21.94	(42)	I2-I3:					17.42	(39)	0.96				
Int3:	39.36	(39)	I3-Fin:					DNF	1.76					
Fin:	DNF													
Total:	DNF													

PERFORMANCE ANALYSIS BY BIB

Number of Competitors: 60 Number of NSAs: 19

Bib	Name Ski	NSA Code	Run	Positions			Partials		Difference Time					
				Pos	Time	Rank	Pos	Time		Rank				
51	KATO Seigo Atomic	JPN	Run 1:	Int1:	10.22	(7)	I1-I2:	11.59	(50)	0.12				
				Int2:	21.81	(31)					I2-I3:	17.45	(41)	0.83
				Int3:	39.26	(36)					I3-Fin:	16.16	(11)	1.66
				Fin:	55.42	(23)								1.75
			Run 2:	Int1:	10.53	(23)	I1-I2:	11.66	(26)	0.40				
				Int2:	22.19	(27)					I2-I3:	17.33	(21)	0.64
				Int3:	39.52	(25)					I3-Fin:	20.88	(29)	1.16
				Fin:	1:00.40	(29)								4.58
			Total:	Int1:	1:05.95	(22)	1.86							
				Int2:	1:17.61	(25)		2.13						
				Int3:	1:34.94	(25)		2.32						
				Fin:	1:55.82	(29)		5.54						
52	DESGRIPPES Hugo Dynastar	FRA	Run 1:	Int1:	10.44	(35)	I1-I2:	11.33	(26)	0.34				
				Int2:	21.77	(27)					I2-I3:			0.79
				Int3:							I3-Fin:			
				Fin:	DNF									
			Total:	DNF										
53	ALKIER Justin Rossignol	CAN	Run 1:	Int1:	10.73	(55)	I1-I2:	11.89	(55)	0.63				
				Int2:	22.62	(55)					I2-I3:	18.09	(50)	1.64
				Int3:	40.71	(51)					I3-Fin:	23.67	(39)	3.11
				Fin:	1:04.38	(39)								10.71
			Total:	DNQ										
54	VACCARI Hans Nordica	ITA	Run 1:	Int1:	10.78	(58)	I1-I2:	11.73	(53)	0.68				
				Int2:	22.51	(54)					I2-I3:	17.70	(44)	1.53
				Int3:	40.21	(49)					I3-Fin:			2.61
				Fin:	DNF									
			Total:	DNF										
55	ANGUENOT Leo Rossignol	FRA	Run 1:	Int1:	10.21	(6)	I1-I2:	11.09	(7)	0.11				
				Int2:	21.30	(5)					I2-I3:	17.10	(20)	0.32
				Int3:	38.40	(9)					I3-Fin:	19.27	(38)	0.80
				Fin:	57.67	(37)								4.00
			Total:	DNQ										
56	KOYAMA Yohei Head	JPN	Run 1:	Int1:	10.52	(46)	I1-I2:	11.57	(47)	0.42				
				Int2:	22.09	(48)					I2-I3:	17.21	(25)	1.11
				Int3:	39.30	(37)					I3-Fin:			1.70
				Fin:	DNF									
			Total:	DNF										
57	ZUDRELL Moritz Head	AUT	Run 1:	Int1:	10.34	(22)	I1-I2:	11.25	(18)	0.24				
				Int2:	21.59	(19)					I2-I3:	18.51	(51)	0.61
				Int3:	40.10	(47)					I3-Fin:			2.50
				Fin:	DNF									
			Total:	DNF										
58	MUFFAT-JEANDET Victor Salomon	FRA	Run 1:	Int1:	10.55	(48)	I1-I2:	12.07	(56)	0.45				
				Int2:	22.62	(55)					I2-I3:	17.47	(42)	1.64
				Int3:	40.09	(46)					I3-Fin:	16.46	(27)	2.49
				Fin:	56.55	(33)								2.88
			Total:	DNQ										

PERFORMANCE ANALYSIS BY BIB

Number of Competitors: 60 Number of NSAs: 19

Bib	Name Ski	NSA Code	Run 1:	Positions			Partials		Difference Time
				Pos	Time	Rank	Pos	Time	
59	BIRKNER de MIGUEL Tomas	ARG	Int1:	10.67	(54)	I1-I2:	11.46	(39)	0.57
			Int2:	22.13	(51)	I2-I3:	18.05	(49)	1.15
			Int3:	40.18	(48)	I3-Fin:			2.58
			Fin:	DNF					
			Total:	DNF					
60	RADAMUS River Rossignol	USA	Int1:	10.25	(10)	I1-I2:	11.23	(15)	0.15
			Int2:	21.48	(12)	I2-I3:			0.50
			Int3:			I3-Fin:			
			Fin:	DNF					
			Total:	DNF					

Intermediate Time Positions : Int. 1 = Inter1 Int. 2 = Inter2 Int. 3 = Inter3

DNF	Did Not Finish	DNQ	Did not qualify	DNS	Did Not Start	Fin	Finish
Int	Intermediate	Ix	Intermediate x	Pos.	Intermediate or speed position		

Wengen (SUI)

4th Men's Slalom

FIS WORLD CUP STANDINGS

18 NOV 2023 Gurgl (AUT)

22 DEC 2023 Madonna di Campiglio (ITA)

7 JAN 2024 Adelboden (SUI)

14 JAN 2024 Wengen (SUI)

Number of Competitors: 47, Number of NSAs: 16

Rank	FIS Code	Name	NSA Code	1	2	3	4	WC Points	Diff.
1	54063	FELLER Manuel	AUT	100	45	100	100	345	
2	422732	McGRATH Atle Lie	NOR	-	32	80	80	192	153
3	54320	SCHWARZ Marco	AUT	80	100	-	-	180	165
4	6190403	NOEL Clement	FRA	22	80	-	50	152	193
5	422507	HAUGAN Timon	NOR	40	50	29	29	148	197
6	220689	RYDING Dave	GBR	50	60	10	22	142	203
7	422304	KRISTOFFERSEN Henrik	NOR	36	40	-	60	136	209
8	54170	MATT Michael	AUT	60	16	-	36	112	233
9	202451	STRASSER Linus	GER	29	29	50	-	108	237
10	511899	ROCHAT Marc	SUI	12	8	45	40	105	240
11	512182	MEILLARD Loic	SUI	-	36	22	45	103	242
12	511996	YULE Daniel	SUI	45	-	26	22	93	252
13	54444	GSTREIN Fabio	AUT	32	22	-	32	86	259
14	54252	RASCHNER Dominik	AUT	14	11	60	-	85	260
15	92720	POPOV Albert	BUL	26	24	16	-	66	279
16	380377	KOLEGA Samuel	CRO	9	-	40	15	64	281
17	511983	AERNI Luca	SUI	11	20	32	-	63	282
18	202520	HOLZMANN Sebastian	GER	16	4	20	18	58	287
19	6291574	SALA Tommaso	ITA	-	-	36	14	50	295
20	6190558	AMIEZ Steven	FRA	-	-	24	24	48	297
21	380361	RODES Istok	CRO	-	5	14	26	45	300
22	54093	STROLZ Johannes	AUT	-	15	13	16	44	301
23	6293252	KASTLUNGER Tobias	ITA	20	-	15	7	42	303
24	511902	ZENHAEUSERN Ramon	SUI	9	14	18	-	41	304
25	512203	NEF Tanguy	SUI	11	12	-	12	35	310
26	422766	STEEN OLSEN Alexander	NOR	13	20	-	-	33	312
27	380335	ZUBCIC Filip	CRO	18	-	-	10	28	317
27	221223	MAJOR Billy	GBR	15	-	-	13	28	317
29	6531063	GINNIS Aj	GRE	-	26	-	-	26	319
30	502015	JAKOBSEN Kristoffer	SWE	24	-	-	-	24	321
31	6532592	RITCHIE Benjamin	USA	-	-	8	11	19	326
31	6293171	VINATZER Alex	ITA	5	9	-	5	19	326
33	103729	READ Erik	CAN	-	6	11	-	17	328
34	60253	MARCHANT Armand	BEL	-	13	-	-	13	332
34	491853	del CAMPO Juan	ESP	7	-	-	6	13	332
34	422082	FOSS-SOLEVAAG S	NOR	6	-	7	-	13	332
37	6532084	RADAMUS River	USA	-	-	12	-	12	333
37	54348	PERTL Adrian	AUT	-	-	9	3	12	333
39	202615	TREMMELE Anton	GER	-	10	-	-	10	335
40	6190543	RASSAT Paco	FRA	-	-	-	9	9	336
41	60261	MAES Sam	BEL	-	-	-	8	8	337
41	293797	GROSS Stefano	ITA	-	-	4	4	8	337
43	6190909	DESGRIPPES Hugo	FRA	-	7	-	-	7	338
44	491879	SALARICH Joaquim	ESP	-	-	6	-	6	339
45	6190628	ANGUENOT Leo	FRA	-	-	5	-	5	340
46	54447	RUELAND Simon	AUT	4	-	-	-	4	341
47	6300451	KATO Seigo	JPN	-	-	-	2	2	343

Legend:	-	No points	Diff.	Difference	WC	World Cup
----------------	---	-----------	-------	------------	----	-----------

Wengen (SUI)

4th Men's Slalom

OVERALL FIS WORLD CUP STANDINGS

Number of Competitors: 128, Number of NSAs: 22

Rank	FIS Code	Name	NSA Code	WC Points	Diff.	DH 5 races	SL 4 races	GS 4 races	SG 3 races	AC 0 races	PAR 0 races
1	512269	ODERMATT Marco	SUI	1016		376 (1)	-	400 (1)	240 (1)	-	-
2	54320	SCHWARZ Marco	AUT	464	552	29 (34)	180 (3)	210 (3)	45 (16)	-	-
3	194873	SARRAZIN Cyprien	FRA	460	556	310 (2)	-	-	150 (3)	-	-
4	422139	KILDE Aleksand.	NOR	440	576	220 (4)	-	100 (8)	120 (5)	-	-
5	54063	FELLER Manuel	AUT	384	632	-	345 (1)	39 (24)	-	-	-
6	53980	KRIECHMAYR Vincent	AUT	316	700	142 (8)	-	-	174 (2)	-	-
7	422732	McGRATH Atle Lie	NOR	290	726	-	192 (2)	98 (9)	-	-	-
8	422304	KRISTOFFERSEN Henrik	NOR	285	731	-	136 (7)	149 (5)	-	-	-
9	291459	PARIS Dominik	ITA	279	737	229 (3)	-	-	50 (15)	-	-
10	380335	ZUBCIC Filip	CRO	268	748	-	28 (27)	240 (2)	-	-	-
11	512182	MEILLARD Loic	SUI	234	782	-	103 (11)	87 (13)	44 (17)	-	-
12	6530104	BENNETT Bryce	USA	222	794	201 (5)	-	-	21 (31)	-	-
12	104531	CRAWFORD James	CAN	222	794	132 (9)	-	15 (34)	75 (9)	-	-
14	990081	CASSE Mattia	ITA	218	798	160 (6)	-	-	58 (12)	-	-
15	194858	ALLEGRE Nils	FRA	199	817	146 (7)	-	-	53 (13)	-	-
15	194364	PINTURAUULT Alexis	FRA	199	817	38 (29)	-	130 (6)	31 (23)	-	-
17	511896	MURISIER Justin	SUI	190	826	83 (14)	-	26 (26)	81 (7)	-	-
18	561244	KRANJEC Zan	SLO	166	850	-	-	166 (4)	-	-	-
19	54445	HAASER Raphael	AUT	164	852	18 (39)	-	20 (29)	126 (4)	-	-
20	422507	HAUGAN Timon	NOR	162	854	-	148 (5)	14 (35)	-	-	-
21	512124	HINTERMANN Niels	SUI	153	863	123 (10)	-	-	30 (24)	-	-
22	6190403	NOEL Clement	FRA	152	864	-	152 (4)	-	-	-	-
23	220689	RYDING Dave	GBR	142	874	-	142 (6)	-	-	-	-
24	54371	BABINSKY Stefan	AUT	136	880	56 (20)	-	-	80 (8)	-	-
25	104537	ALEXANDER Cameron	CAN	129	887	93 (13)	-	-	36 (21)	-	-
25	6530319	COCHRAN-SIEGLE Ryan	USA	129	887	107 (11)	-	-	22 (29)	-	-
27	422766	STEEN OLSEN Alexander	NOR	121	895	-	33 (26)	88 (12)	-	-	-
28	512038	ROGENTIN Stefan	SUI	118	898	52 (22)	-	-	66 (11)	-	-
29	54170	MATT Michael	AUT	112	904	-	112 (8)	-	-	-	-
30	53975	HEMETSBERGER Daniel	AUT	108	908	14 (42)	-	-	94 (6)	-	-
30	202451	STRASSER Linus	GER	108	908	-	108 (9)	-	-	-	-
32	6532084	RADAMUS River	USA	106	910	-	12 (37)	94 (10)	-	-	-
33	20398	VERDU Joan	AND	105	911	-	-	105 (7)	-	-	-
33	511899	ROCHAT Marc	SUI	105	911	-	105 (10)	-	-	-	-
35	6291625	SCHIEDER Florian	ITA	100	916	98 (12)	-	-	2 (47)	-	-
36	934643	GOLDBERG Jared	USA	99	917	56 (20)	-	-	43 (18)	-	-
37	511996	YULE Daniel	SUI	93	923	-	93 (12)	-	-	-	-
38	6290845	BOSCA Guglielmo	ITA	92	924	21 (38)	-	-	71 (10)	-	-
39	202597	SCHMID Alexander	GER	91	925	-	-	91 (11)	-	-	-
40	422310	SEJERSTED Adri.	NOR	90	926	52 (22)	-	-	38 (20)	-	-
40	192746	THEAUX Adrien	FRA	90	926	70 (15)	-	-	20 (33)	-	-
42	511852	CAVIEZEL Gino	SUI	89	927	-	-	63 (16)	26 (26)	-	-
43	512471	von ALLMEN Franjo	SUI	87	929	58 (18)	-	-	29 (25)	-	-
44	54444	GSTREIN Fabio	AUT	86	930	-	86 (13)	-	-	-	-
45	54252	RASCHNER Dominik	AUT	85	931	-	85 (14)	-	-	-	-
46	512228	KOHLER Marco	SUI	83	933	58 (18)	-	-	25 (27)	-	-
46	6293171	VINATZER Alex	ITA	83	933	-	19 (31)	64 (15)	-	-	-
48	54005	STRIEDINGER Otmar	AUT	79	937	68 (16)	-	-	11 (37)	-	-
49	990048	BORSOTTI Giovanni	ITA	72	944	-	-	72 (14)	-	-	-
49	54157	DANKLMAIER Daniel	AUT	72	944	33 (32)	-	-	39 (19)	-	-
51	512408	MONNEY Alexis	SUI	70	946	51 (24)	-	-	19 (34)	-	-
52	293006	INNERHOFER Christof	ITA	67	949	59 (17)	-	-	8 (41)	-	-
53	92720	POPOV Albert	BUL	66	950	-	66 (15)	-	-	-	-
54	380377	KOLEGA Samuel	CRO	64	952	-	64 (16)	-	-	-	-
55	511983	AERNI Luca	SUI	63	953	-	63 (17)	-	-	-	-
56	104468	READ Jeffrey	CAN	59	957	8 (46)	-	-	51 (14)	-	-
57	202520	HOLZMANN Sebastian	GER	58	958	-	58 (18)	-	-	-	-
58	511638	TUMLER Thomas	SUI	57	959	-	-	57 (17)	-	-	-
59	6190179	ALPHAND Nils	FRA	54	962	45 (26)	-	-	9 (40)	-	-
60	6190176	BAILET Matthieu	FRA	51	965	50 (25)	-	-	1 (49)	-	-
60	194935	FAVROT Thibaut	FRA	51	965	-	-	51 (18)	-	-	-
60	194298	GIEZENDANNER Blaise	FRA	51	965	30 (33)	-	-	21 (31)	-	-
63	6291574	SALA Tommaso	ITA	50	966	-	50 (19)	-	-	-	-
64	51215	BAUMANN Romed	GER	48	968	45 (26)	-	-	3 (46)	-	-

Wengen (SUI)

4th Men's Slalom

OVERALL FIS WORLD CUP STANDINGS

Number of Competitors: 128, Number of NSAs: 22

Rank	FIS Code	Name	NSA Code	WC Points	Diff.	DH 5 races	SL 4 races	GS 4 races	SG 3 races	AC 0 races	PAR 0 races
64	6190558	AMIEZ Steven	FRA	48	968	-	48 (20)	-	-	-	-
64	60261	MAES Sam	BEL	48	968	-	8 (41)	40 (23)	-	-	-
67	380361	RODES Istok	CRO	45	971	-	45 (21)	-	-	-	-
68	54027	BRENNSTEINER Stefan	AUT	44	972	-	-	44 (19)	-	-	-
68	561310	HROBAT Miha	SLO	44	972	44 (28)	-	-	-	-	-
68	54093	STROLZ Johannes	AUT	44	972	-	44 (22)	-	-	-	-
71	531799	FORD Tommy	USA	43	973	-	-	43 (20)	-	-	-
71	200379	SANDER Andreas	GER	43	973	37 (30)	-	-	6 (43)	-	-
73	422278	WINDINGSTAD Rasmus	NOR	42	974	-	-	42 (21)	-	-	-
73	6293252	KASTLUNGER Tobias	ITA	42	974	-	42 (23)	-	-	-	-
73	512303	BOISSET Arnaud	SUI	42	974	9 (45)	-	-	33 (22)	-	-
76	511902	ZENHAEUSERN Ramon	SUI	41	975	-	41 (24)	-	-	-	-
76	54359	FEURSTEIN Patrick	AUT	41	975	-	-	41 (22)	-	-	-
78	990116	de ALIPRANDINI Luca	ITA	39	977	-	-	39 (24)	-	-	-
79	202762	JOCHER Simon	GER	37	979	14 (42)	-	-	23 (28)	-	-
80	512203	NEF Tanguy	SUI	35	981	-	35 (25)	-	-	-	-
81	194167	MUZATON Maxence	FRA	34	982	34 (31)	-	-	-	-	-
81	103729	READ Erik	CAN	34	982	-	17 (33)	17 (33)	-	-	-
83	180877	LEHTO Elian	FIN	33	983	25 (35)	-	-	8 (41)	-	-
84	6190628	ANGUENOT Leo	FRA	30	986	-	5 (45)	25 (27)	-	-	-
85	221223	MAJOR Billy	GBR	28	988	-	28 (27)	-	-	-	-
86	6531063	GINNIS Aj	GRE	26	990	-	26 (29)	-	-	-	-
87	502015	JAKOBSEN Kristoffer	SWE	24	992	-	24 (30)	-	-	-	-
87	422707	MOELLER Fredrik	NOR	24	992	-	-	14 (35)	10 (39)	-	-
89	512039	ROULIN Gilles	SUI	23	993	4 (50)	-	-	19 (34)	-	-
90	930024	MAPLE Wiley	USA	22	994	22 (36)	-	-	-	-	-
90	202059	FERSTL Josef	GER	22	994	22 (36)	-	-	-	-	-
90	54628	FEURSTEIN Lukas	AUT	22	994	-	-	-	22 (29)	-	-
93	54368	BORRNAES Christian	DEN	21	995	-	-	21 (28)	-	-	-
93	202535	DRESSEN Thomas	GER	21	995	8 (46)	-	-	13 (36)	-	-
95	6293775	DELLA VITE Filippo	ITA	20	996	-	-	20 (29)	-	-	-
95	54631	ZWISCHENBRUGGER Noel	AUT	20	996	-	-	20 (29)	-	-	-
97	6532592	RITCHIE Benjamin	USA	19	997	-	19 (31)	-	-	-	-
97	512424	JANUTIN Fadri	SUI	19	997	-	-	19 (32)	-	-	-
99	6291053	ZAZZI Pietro	ITA	17	999	15 (41)	-	-	2 (47)	-	-
100	512275	METTLER Josua	SUI	16	1000	16 (40)	-	-	-	-	-
101	512495	ZURBRUEGG Sandro	SUI	14	1002	-	-	14 (35)	-	-	-
102	60253	MARCHANT Armand	BEL	13	1003	-	13 (34)	-	-	-	-
102	491853	del CAMPO Juan	ESP	13	1003	-	13 (34)	-	-	-	-
102	422082	FOSS-SOLEVAAG S	NOR	13	1003	-	13 (34)	-	-	-	-
102	6531520	MORSE Sam	USA	13	1003	7 (48)	-	-	6 (43)	-	-
106	54348	PERTL Adrian	AUT	12	1004	-	12 (37)	-	-	-	-
106	6532123	NEGOMIR Kyle	USA	12	1004	1 (51)	-	-	11 (37)	-	-
108	151238	ZABYSTRAN Jan	CZE	11	1005	11 (44)	-	-	-	-	-
109	202615	TREMMEL Anton	GER	10	1006	-	10 (39)	-	-	-	-
109	193967	MUFFAT-JEANDET Victor	FRA	10	1006	-	-	10 (38)	-	-	-
111	194495	FAIVRE Mathieu	FRA	9	1007	-	-	9 (39)	-	-	-
111	6190543	RASSAT Paco	FRA	9	1007	-	9 (40)	-	-	-	-
111	512301	SIMONET Livio	SUI	9	1007	-	-	9 (39)	-	-	-
111	6291725	ZINGERLE Hannes	ITA	9	1007	-	-	9 (39)	-	-	-
115	780023	DRUKAROV Andrej	LTU	8	1008	-	-	8 (42)	-	-	-
115	202883	GRAMMEL Anton	GER	8	1008	-	-	8 (42)	-	-	-
115	54630	STURM Joshua	AUT	8	1008	-	-	8 (42)	-	-	-
115	293797	GROSS Stefano	ITA	8	1008	-	8 (41)	-	-	-	-
119	512281	ROESTI Lars	SUI	7	1009	7 (48)	-	-	-	-	-
119	6190909	DESGRIPPES Hugo	FRA	7	1009	-	7 (43)	-	-	-	-
121	491879	SALARICH Joaquim	ESP	6	1010	-	6 (44)	-	-	-	-
121	561255	CATER Martin	SLO	6	1010	1 (51)	-	-	5 (45)	-	-
123	202829	GRATZ Fabian	GER	5	1011	-	-	5 (45)	-	-	-
123	501898	ROENNGREN Mattias	SWE	5	1011	-	-	5 (45)	-	-	-
125	54447	RUELAND Simon	AUT	4	1012	-	4 (46)	-	-	-	-
126	202909	STOCKINGER Jonas	GER	3	1013	-	-	3 (47)	-	-	-
127	6300451	KATO Seigo	JPN	2	1014	-	2 (47)	-	-	-	-
128	203096	VOGT Luis	GER	1	1015	1 (51)	-	-	-	-	-

Wengen (SUI)

4th Men's Slalom



OVERALL FIS WORLD CUP STANDINGS

Number of Competitors: 128, Number of NSAs: 22

Rank	FIS Code	Name	NSA Code	WC Points	Diff.	DH 5 races	SL 4 races	GS 4 races	SG 3 races	AC 0 races	PAR 0 races
------	----------	------	----------	-----------	-------	---------------	---------------	---------------	---------------	---------------	----------------

Legend:											
-	No points		AC	Alpine Combined		DH	Downhill		Diff.	Difference	
GS	Giant Slalom		PAR	Parallel		SG	Super-G		SL	Slalom	
WC	World Cup										

Wengen (SUI)

4th Men's Slalom

FIS WCSL LIST

18 NOV 2023 Gurgl (AUT)

22 DEC 2023 Madonna di Campiglio (ITA)

7 JAN 2024 Adelboden (SUI)

14 JAN 2024 Wengen (SUI)

Number of Competitors: 60, Number of NSAs: 17

Rank	FIS Code	Name	NSA Code	1	2	3	4	Base	- X	+ Y =	WCSL-SL
1	54063	FELLER Manuel	AUT	100	45	100	100	381	117	345	609
2	422304	KRISTOFFERSEN Henrik	NOR	36	40	-	60	594	183	136	547
3	422729	BRAATHEN Lucas	NOR	-	-	-	-	582	179	-	403
4	6190403	NOEL Clement	FRA	22	80	-	50	342	105	152	389
5	511902	ZENHAEUSERN Ramon	SUI	9	14	18	-	496	153	41	384
6	511996	YULE Daniel	SUI	45	-	26	22	401	123	93	371
7	54320	SCHWARZ Marco	AUT	80	100	-	-	239	74	180	345
8	422732	McGRATH Atle Lie	NOR	-	32	80	80	215	66	192	341
9	202451	STRASSER Linus	GER	29	29	50	-	335	103	108	340
10	512182	MEILLARD Loic	SUI	-	36	22	45	337	104	103	336
11	422507	HAUGAN Timon	NOR	40	50	29	29	231	71	148	308
12	220689	RYDING Dave	GBR	50	60	10	22	201	62	142	281
13	422766	STEEN OLSEN Alexander	NOR	13	20	-	-	275	85	33	223
14	511899	ROCHAT Marc	SUI	12	8	45	40	168	52	105	221
15	54444	GSTREIN Fabio	AUT	32	22	-	32	190	58	86	218
16	6291574	SALA Tommaso	ITA	-	-	36	14	214	66	50	198
17	92720	POPOV Albert	BUL	26	24	16	-	182	56	66	192
18	6293171	VINATZER Alex	ITA	5	9	-	5	216	66	19	169
19	54170	MATT Michael	AUT	60	16	-	36	72	22	112	162
20	6531063	GINNIS Aj	GRE	-	26	-	-	171	53	26	144
21	202520	HOLZMANN Sebastian	GER	16	4	20	18	110	34	58	134
22	502015	JAKOBSEN Kristoffer	SWE	24	-	-	-	151	46	24	129
23	380377	KOLEGA Samuel	CRO	9	-	40	15	91	28	64	127
23	54348	PERTL Adrian	AUT	-	-	9	3	166	51	12	127
25	194364	PINTURALT Alexis	FRA	-	-	-	-	177	54	-	123
26	511983	AERNI Luca	SUI	11	20	32	-	77	24	63	116
27	422082	FOSS-SOLEVAAG S	NOR	6	-	7	-	144	44	13	113
28	54252	RASCHNER Dominik	AUT	14	11	60	-	17	5	85	97
28	380335	ZUBCIC Filip	CRO	18	-	-	10	100	31	28	97
30	54093	STROLZ Johannes	AUT	-	15	13	16	51	16	44	79
31	6293252	KASTLUNGER Tobias	ITA	20	-	15	7	42	13	42	71
31	293797	GROSS Stefano	ITA	-	-	4	4	91	28	8	71
33	103729	READ Erik	CAN	-	6	11	-	68	21	17	64
34	380361	RODES Istok	CRO	-	5	14	26	25	8	45	62
35	6190558	AMIEZ Steven	FRA	-	-	24	24	-	-	48	48
36	221223	MAJOR Billy	GBR	15	-	-	13	28	9	28	47
37	60253	MARCHANT Armand	BEL	-	13	-	-	46	14	13	45
38	512203	NEF Tanguy	SUI	11	12	-	12	12	4	35	43
39	202615	TREMMELE Anton	GER	-	10	-	-	39	12	10	37
39	6531936	WINTERS Luke	USA	-	-	-	-	53	16	-	37
41	491879	SALARICH Joaquim	ESP	-	-	6	-	38	12	6	32
42	6532592	RITCHIE Benjamin	USA	-	-	8	11	13	4	19	28
43	6532163	SEYMOUR Jett	USA	-	-	-	-	36	11	-	25
44	491853	del CAMPO Juan	ESP	7	-	-	6	13	4	13	22
45	512138	SIMONET Sandro	SUI	-	-	-	-	31	10	-	21
46	60261	MAES Sam	BEL	-	-	-	8	13	4	8	17
46	293098	RAZZOLI Giuliano	ITA	-	-	-	-	24	7	-	17
48	6291430	MAURBERGER Simon	ITA	-	-	-	-	23	7	-	16
49	561322	HADALIN Stefan	SLO	-	-	-	-	22	7	-	15
50	6532084	RADAMUS River	USA	-	-	12	-	-	-	12	12
51	221236	TAYLOR Laurie	GBR	-	-	-	-	14	4	-	10
52	6190543	RASSAT Paco	FRA	-	-	-	9	-	-	9	9
52	193967	MUFFAT-JEANDET Victor	FRA	-	-	-	-	13	4	-	9
54	6190909	DESGRIPPES Hugo	FRA	-	7	-	-	-	-	7	7
55	202485	KETTERER David	GER	-	-	-	-	9	3	-	6
56	6190628	ANGUENOT Leo	FRA	-	-	5	-	-	-	5	5

Wengen (SUI)

4th Men's Slalom

FIS WCSL LIST

18 NOV 2023 Gurgl (AUT)

22 DEC 2023 Madonna di Campiglio (ITA)

7 JAN 2024 Adelboden (SUI)

14 JAN 2024 Wengen (SUI)

Number of Competitors: 60, Number of NSAs: 17

Rank	FIS Code	Name	NSA Code	1	2	3	4	Base	- X	+ Y =	WCSL-SL
57	54447	RUELAND Simon	AUT	4	-	-	-	-	-	4	4
57	6300464	KOYAMA Yohei	JPN	-	-	-	-	6	2	-	4
59	512120	von GRUENIGEN Noel	SUI	-	-	-	-	5	2	-	3
60	6300451	KATO Seigo	JPN	-	-	-	2	-	-	2	2

Number of competitors per NSA in the top 60

AUT:	8	BEL:	2	BUL:	1	CAN:	1	CRO:	3	ESP:	2
FRA:	7	GBR:	3	GER:	4	GRE:	1	ITA:	6	JPN:	2
NOR:	6	SLO:	1	SUI:	8	SWE:	1	USA:	4		

Legend:

-	No points	Base	Last season FIS World Cup Start List points
WCSL-SL	FIS World Cup Start List points for Slalom		
X	(Base/number of planned races in the current season) *(number of completed races in the current season)		
Y	FIS World Cup points won in the current season		

Wengen (SUI)

4th Men's Slalom

OVERALL FIS WCSL LIST

Number of Competitors: 184, Number of NSAs: 26

Rank	FIS Code	Name	NSA Code	WCSL	Diff.	DH 5 races	SL 4 races	GS 4 races	SG 3 races	AC 0 races	PAR 0 races
1	512269	ODERMATT Marco	SUI	2454		722 (2)	-	998 (1)	734 (1)	-	-
2	422139	KILDE Aleksand.	NOR	1370	1084	737 (1)	-	143 (18)	490 (2)	-	-
3	54320	SCHWARZ Marco	AUT	1222	1232	99 (28)	345 (7)	534 (3)	164 (13)	80 (2)	-
4	422304	KRISTOFFERSEN Henrik	NOR	1145	1309	-	547 (2)	598 (2)	-	-	-
5	53980	KRIECHMAYR Vincent	AUT	935	1519	535 (3)	-	3 (64)	397 (3)	-	-
6	194364	PINTURAUULT Alexis	FRA	925	1529	38 (45)	123 (25)	413 (5)	227 (5)	100 (1)	24 (13)
7	512182	MEILLARD Loic	SUI	920	1534	-	336 (10)	396 (7)	148 (18)	40 (6)	-
8	54063	FELLER Manuel	AUT	776	1678	-	609 (1)	167 (15)	-	-	-
9	422729	BRAATHEN Lucas	NOR	662	1792	-	403 (3)	237 (9)	22 (51)	-	-
10	422732	McGRATH Atle Lie	NOR	618	1836	-	341 (8)	164 (16)	28 (40)	45 (5)	40 (7)
11	104531	CRAWFORD James	CAN	598	1856	360 (5)	-	19 (43)	219 (6)	-	-
12	194873	SARRAZIN Cyprien	FRA	552	1902	360 (5)	-	4 (62)	188 (11)	-	-
13	291459	PARIS Dominik	ITA	537	1917	378 (4)	-	-	159 (15)	-	-
14	561244	KRANJEC Zan	SLO	527	1927	-	-	487 (4)	-	-	40 (7)
15	380335	ZUBCIC Filip	CRO	498	1956	-	97 (28)	401 (6)	-	-	-
16	990081	CASSE Mattia	ITA	497	1957	337 (7)	-	-	160 (14)	-	-
17	54445	HAASER Raphael	AUT	437	2017	18 (59)	-	117 (23)	242 (4)	60 (3)	-
18	422766	STEEN OLSEN Alexander	NOR	400	2054	-	223 (13)	141 (19)	-	-	36 (9)
19	6190403	NOEL Clement	FRA	389	2065	-	389 (4)	-	-	-	-
19	511896	MURISIER Justin	SUI	389	2065	140 (20)	-	58 (30)	191 (9)	-	-
21	53975	HEMETSBERGER Daniel	AUT	387	2067	172 (17)	-	-	215 (7)	-	-
22	511852	CAVIEZEL Gino	SUI	385	2069	-	-	258 (8)	127 (20)	-	-
23	511902	ZENHAEUSERN Ramon	SUI	384	2070	-	384 (5)	-	-	-	-
24	422507	HAUGAN Timon	NOR	382	2072	-	308 (11)	14 (48)	-	-	60 (3)
25	511996	YULE Daniel	SUI	371	2083	-	371 (6)	-	-	-	-
26	202451	STRASSER Linus	GER	358	2096	-	340 (9)	-	-	-	18 (16)
27	512124	HINTERMANN Niels	SUI	357	2097	301 (8)	-	-	56 (25)	-	-
28	194858	ALLEGRE Nils	FRA	350	2104	198 (13)	-	-	152 (16)	-	-
29	6530319	COCHRAN-SIEGLE Ryan	USA	330	2124	199 (12)	-	-	105 (21)	26 (10)	-
30	200379	SANDER Andreas	GER	323	2131	133 (21)	-	-	190 (10)	-	-
31	202597	SCHMID Alexander	GER	314	2140	-	-	214 (10)	-	-	100 (1)
32	512038	ROGENTIN Stefan	SUI	310	2144	132 (22)	-	-	178 (12)	-	-
33	220689	RYDING Dave	GBR	281	2173	-	281 (12)	-	-	-	-
34	6291625	SCHIEDER Florian	ITA	268	2186	257 (9)	-	-	11 (59)	-	-
35	6530104	BENNETT Bryce	USA	260	2194	236 (10)	-	-	24 (46)	-	-
36	6532084	RADAMUS River	USA	258	2196	-	12 (50)	168 (14)	12 (58)	50 (4)	16 (17)
37	6293171	VINATZER Alex	ITA	257	2197	-	169 (18)	68 (29)	-	-	20 (15)
38	54371	BABINSKY Stefan	AUT	255	2199	62 (37)	-	-	193 (8)	-	-
39	422310	SEJERSTED Adri.	NOR	241	2213	144 (19)	-	-	97 (22)	-	-
40	51215	BAUMANN Romed	GER	239	2215	195 (14)	-	-	44 (30)	-	-
40	422278	WINDINGSTAD Rasmus	NOR	239	2215	-	-	194 (12)	-	-	45 (5)
42	104537	ALEXANDER Cameron	CAN	235	2219	192 (15)	-	-	43 (31)	-	-
43	191740	CLAREY Johan	FRA	230	2224	211 (11)	-	-	19 (53)	-	-
44	511899	ROCHAT Marc	SUI	221	2233	-	221 (14)	-	-	-	-
45	54444	GSTREIN Fabio	AUT	218	2236	-	218 (15)	-	-	-	-
46	54005	STRIEDINGER Otmar	AUT	209	2245	191 (16)	-	-	18 (54)	-	-
46	54027	BRENNSTEINER Stefan	AUT	209	2245	-	-	209 (11)	-	-	-
48	6291574	SALA Tommaso	ITA	198	2256	-	198 (16)	-	-	-	-
49	20398	VERDU Joan	AND	195	2259	-	-	169 (13)	-	-	26 (12)
50	92720	POPOV Albert	BUL	192	2262	-	192 (17)	-	-	-	-
51	934643	GOLDBERG Jared	USA	179	2275	124 (23)	-	-	55 (26)	-	-
52	54252	RASCHNER Dominik	AUT	177	2277	-	97 (28)	-	-	-	80 (2)
52	54348	PERTL Adrian	AUT	177	2277	-	127 (23)	-	-	-	50 (4)
54	192746	THEAUX Adrien	FRA	170	2284	146 (18)	-	-	24 (46)	-	-
54	104468	READ Jeffrey	CAN	170	2284	20 (57)	-	-	150 (17)	-	-
56	53902	MAYER Matthias	AUT	166	2288	112 (24)	-	-	54 (28)	-	-
57	54170	MATT Michael	AUT	162	2292	-	162 (19)	-	-	-	-
58	990116	de ALIPRANDINI Luca	ITA	161	2293	-	-	129 (21)	-	-	32 (10)
58	6293775	DELLA VITE Filippo	ITA	161	2293	-	-	161 (17)	-	-	-
60	6290845	BOSCA Guglielmo	ITA	155	2299	25 (52)	-	-	130 (19)	-	-
61	6531063	GINNIS Aj	GRE	144	2310	-	144 (20)	-	-	-	-
62	6190176	BAILET Matthieu	FRA	143	2311	83 (35)	-	-	60 (23)	-	-
63	293006	INNERHOFER Christof	ITA	139	2315	98 (30)	-	-	41 (33)	-	-
64	103729	READ Erik	CAN	137	2317	-	64 (33)	73 (28)	-	-	-

Wengen (SUI)

4th Men's Slalom

OVERALL FIS WCSL LIST

Number of Competitors: 184, Number of NSAs: 26

Rank	FIS Code	Name	NSA Code	WCSL	Diff.	DH 5 races	SL 4 races	GS 4 races	SG 3 races	AC 0 races	PAR 0 races
65	511383	FEUZ Beat	SUI	136	2318	110 (25)	-	-	26 (41)	-	-
66	202520	HOLZMANN Sebastian	GER	134	2320	-	134 (21)	-	-	-	-
67	511638	TUMLER Thomas	SUI	130	2324	-	-	130 (20)	-	-	-
67	54157	DANKLMAIER Daniel	AUT	130	2324	90 (33)	-	-	40 (34)	-	-
69	502015	JAKOBSEN Kristoffer	SWE	129	2325	-	129 (22)	-	-	-	-
70	380377	KOLEGA Samuel	CRO	127	2327	-	127 (23)	-	-	-	-
71	990048	BORSOTTI Giovanni	ITA	126	2328	-	-	124 (22)	2 (73)	-	-
72	512408	MONNEY Alexis	SUI	124	2330	99 (28)	-	-	25 (42)	-	-
72	60261	MAES Sam	BEL	124	2330	-	17 (46)	78 (26)	-	-	29 (11)
74	530874	GANONG Travis	USA	119	2335	110 (25)	-	-	9 (62)	-	-
75	511983	AERNI Luca	SUI	116	2338	-	116 (26)	-	-	-	-
75	53817	FRANZ Max	AUT	116	2338	92 (31)	-	-	24 (46)	-	-
77	422082	FOSS-SOLEVAAG S	NOR	113	2341	-	113 (27)	-	-	-	-
78	6293252	KASTLUNGER Tobias	ITA	112	2342	-	71 (31)	5 (61)	-	36 (7)	-
79	561310	HROBAT Miha	SLO	109	2345	105 (27)	-	-	4 (72)	-	-
80	202059	FERSTL Josef	GER	107	2347	92 (31)	-	-	15 (56)	-	-
81	512039	ROULIN Gilles	SUI	96	2358	53 (40)	-	-	43 (31)	-	-
82	194298	GIEZENDANNER Blaise	FRA	94	2360	37 (46)	-	-	57 (24)	-	-
83	531799	FORD Tommy	USA	92	2362	-	-	92 (24)	-	-	-
84	512228	KOHLER Marco	SUI	87	2367	62 (37)	-	-	25 (42)	-	-
84	512471	von ALLMEN Franjo	SUI	87	2367	58 (39)	-	-	29 (39)	-	-
86	194167	MUZATON Maxence	FRA	86	2368	86 (34)	-	-	-	-	-
87	54359	FEURSTEIN Patrick	AUT	85	2369	-	-	85 (25)	-	-	-
88	104272	SEGER Brodie	CAN	83	2371	28 (50)	-	-	55 (26)	-	-
89	54093	STROLZ Johannes	AUT	79	2375	-	79 (30)	-	-	-	-
90	194935	FAVROT Thibaut	FRA	78	2376	-	-	78 (26)	-	-	-
90	202535	DRESSEN Thomas	GER	78	2376	65 (36)	-	-	13 (57)	-	-
92	202762	JOCHER Simon	GER	77	2377	23 (54)	-	-	34 (35)	20 (13)	-
92	293550	MARSAGLIA Matteo	ITA	77	2377	44 (43)	-	-	33 (36)	-	-
94	293797	GROSS Stefano	ITA	71	2383	-	71 (31)	-	-	-	-
95	380361	RODES Istok	CRO	62	2392	-	62 (34)	-	-	-	-
96	6531444	ARVIDSSON Erik	USA	61	2393	15 (60)	-	-	17 (55)	29 (9)	-
97	193967	MUFFAT-JEANDET Victor	FRA	58	2396	-	9 (52)	49 (31)	-	-	-
98	6190179	ALPHAND Nils	FRA	54	2400	45 (42)	-	-	9 (62)	-	-
99	6531520	MORSE Sam	USA	50	2404	44 (43)	-	-	6 (67)	-	-
100	54628	FEURSTEIN Lukas	AUT	49	2405	-	-	-	49 (29)	-	-
100	561255	CATER Martin	SLO	49	2405	25 (52)	-	-	24 (46)	-	-
102	6190558	AMIEZ Steven	FRA	48	2406	-	48 (35)	-	-	-	-
102	561216	KLINE Bostjan	SLO	48	2406	48 (41)	-	-	-	-	-
104	54368	BORGNAES Christian	DEN	47	2407	-	-	25 (39)	-	22 (12)	-
104	221223	MAJOR Billy	GBR	47	2407	-	47 (36)	-	-	-	-
106	60253	MARCHANT Armand	BEL	45	2409	-	45 (37)	-	-	-	-
106	53889	HIRSCHBUEHL Christian	AUT	45	2409	-	-	-	-	-	45 (5)
108	6291725	ZINGERLE Hannes	ITA	44	2410	-	-	44 (32)	-	-	-
109	512203	NEF Tanguy	SUI	43	2411	-	43 (38)	-	-	-	-
109	194495	FAIVRE Mathieu	FRA	43	2411	-	-	43 (33)	-	-	-
111	512303	BOISSET Arnaud	SUI	42	2412	9 (64)	-	-	33 (36)	-	-
111	180877	LEHTO Elian	FIN	42	2412	34 (48)	-	-	8 (65)	-	-
111	561322	HADALIN Stefan	SLO	42	2412	-	15 (49)	27 (38)	-	-	-
114	6190628	ANGUENOT Leo	FRA	40	2414	-	5 (56)	35 (35)	-	-	-
114	104096	THOMPSON Broderick	CAN	40	2414	34 (48)	-	-	6 (67)	-	-
116	501898	ROENNGREN Mattias	SWE	38	2416	-	-	16 (46)	-	-	22 (14)
117	202615	TREMMELE Anton	GER	37	2417	-	37 (39)	-	-	-	-
117	512042	KRYENBUEHL Urs	SUI	37	2417	36 (47)	-	-	1 (78)	-	-
117	6531936	WINTERS Luke	USA	37	2417	-	37 (39)	-	-	-	-
120	421669	NESTVOLD-HAUGEN	NOR	36	2418	-	-	36 (34)	-	-	-
121	512301	SIMONET Livio	SUI	32	2422	-	-	32 (36)	-	-	-
121	491879	SALARICH Joaquim	ESP	32	2422	-	32 (41)	-	-	-	-
121	104539	SEGER Riley	CAN	32	2422	-	-	-	32 (38)	-	-
121	6291430	MAURBERGER Simon	ITA	32	2422	-	16 (48)	16 (46)	-	-	-
121	492192	ORTEGA Albert	ESP	32	2422	-	-	-	-	32 (8)	-
126	512424	JANUTIN Fadri	SUI	31	2423	-	-	31 (37)	-	-	-
127	6532592	RITCHIE Benjamin	USA	28	2426	-	28 (42)	-	-	-	-
128	202345	SCHWAIGER Dominik	GER	27	2427	26 (51)	-	-	1 (78)	-	-

Wengen (SUI)

4th Men's Slalom

OVERALL FIS WCSL LIST

Number of Competitors: 184, Number of NSAs: 26

Rank	FIS Code	Name	NSA Code	WCSL	Diff.	DH 5 races	SL 4 races	GS 4 races	SG 3 races	AC 0 races	PAR 0 races
128	110324	von APPEN Henrik	CHI	27	2427	4 (69)	-	-	23 (50)	-	-
130	103865	PHILP Trevor	CAN	26	2428	-	-	24 (40)	2 (73)	-	-
131	350097	GAUER Nico	LIE	25	2429	-	-	-	25 (42)	-	-
131	54438	PLOIER Andreas	AUT	25	2429	-	-	-	25 (42)	-	-
131	6532163	SEYMOUR Jett	USA	25	2429	-	25 (43)	-	-	-	-
134	422707	MOELLER Fredrik	NOR	24	2430	-	-	14 (48)	10 (60)	-	-
134	240148	SZOLLOS Barnabas	ISR	24	2430	-	-	-	-	24 (11)	-
136	512275	METTLER Josua	SUI	23	2431	23 (54)	-	-	-	-	-
136	6532123	NEGOMIR Kyle	USA	23	2431	1 (74)	-	-	22 (51)	-	-
136	54480	SCHUETTER Julian	AUT	23	2431	13 (62)	-	-	10 (60)	-	-
139	930024	MAPLE Wiley	USA	22	2432	22 (56)	-	-	-	-	-
139	491853	del CAMPO Juan	ESP	22	2432	-	22 (44)	-	-	-	-
139	54031	LEITINGER Roland	AUT	22	2432	-	-	22 (41)	-	-	-
142	6291053	ZAZZI Pietro	ITA	21	2433	19 (58)	-	-	2 (73)	-	-
142	512138	SIMONET Sandro	SUI	21	2433	-	21 (45)	-	-	-	-
144	54631	ZWISCHENBRUGGER Noel	AUT	20	2434	-	-	20 (42)	-	-	-
144	350095	PFIFFNER Marco	LIE	20	2434	2 (71)	-	-	-	18 (14)	-
146	151238	ZABYSTRAN Jan	CZE	18	2436	11 (63)	-	-	7 (66)	-	-
146	202883	GRAMMEL Anton	GER	18	2436	-	-	18 (44)	-	-	-
146	700830	ZAMPA Adam	SVK	18	2436	-	-	18 (44)	-	-	-
149	293098	RAZZOLI Giuliano	ITA	17	2437	-	17 (46)	-	-	-	-
150	512495	ZURBRUEGG Sandro	SUI	14	2440	-	-	14 (48)	-	-	-
150	512281	ROESTI Lars	SUI	14	2440	14 (61)	-	-	-	-	-
152	512274	BISSIG Semyel	SUI	13	2441	-	-	13 (51)	-	-	-
152	6530500	McLAUGHLIN Brian	USA	13	2441	-	-	13 (51)	-	-	-
152	511863	SETTE Daniele	SUI	13	2441	-	-	13 (51)	-	-	-
155	202829	GRATZ Fabian	GER	11	2443	-	-	11 (54)	-	-	-
155	202437	LUITZ Stefan	GER	11	2443	-	-	11 (54)	-	-	-
157	6531963	STEFFEY George	USA	10	2444	-	-	10 (56)	-	-	-
157	221236	TAYLOR Laurie	GBR	10	2444	-	10 (51)	-	-	-	-
159	6190543	RASSAT Paco	FRA	9	2445	-	9 (52)	-	-	-	-
159	6293831	FRANZONI Giovanni	ITA	9	2445	3 (70)	-	-	6 (67)	-	-
159	54009	WALDER Christian	AUT	9	2445	-	-	-	9 (62)	-	-
162	780023	DRUKAROV Andrej	LTU	8	2446	-	-	8 (57)	-	-	-
162	54630	STURM Joshua	AUT	8	2446	-	-	8 (57)	-	-	-
162	422469	SOLHEIM Fabian Wilkens	NOR	8	2446	-	-	8 (57)	-	-	-
165	6190909	DESGRIPPES Hugo	FRA	7	2447	-	7 (54)	-	-	-	-
165	6292783	MOLTENI Nicolo	ITA	7	2447	7 (65)	-	-	-	-	-
165	54080	NEUMAYER Christopher	AUT	7	2447	7 (65)	-	-	-	-	-
165	104710	JORDAN Asher	CAN	7	2447	-	-	7 (60)	-	-	-
165	533866	NYMAN Steven	USA	7	2447	7 (65)	-	-	-	-	-
170	54209	KRENN Christoph	AUT	6	2448	-	-	-	6 (67)	-	-
170	6190687	LORIOT Florian	FRA	6	2448	-	-	-	6 (67)	-	-
170	202485	KETTERER David	GER	6	2448	-	6 (55)	-	-	-	-
173	422403	ROEA Henrik	NOR	5	2449	5 (68)	-	-	-	-	-
174	54447	RUELAND Simon	AUT	4	2450	-	4 (57)	-	-	-	-
174	6300464	KOYAMA Yohei	JPN	4	2450	-	4 (57)	-	-	-	-
174	180666	TORSTI Samu	FIN	4	2450	-	-	4 (62)	-	-	-
177	202909	STOCKINGER Jonas	GER	3	2451	-	-	3 (64)	-	-	-
177	512120	von GRUENIGEN Noel	SUI	3	2451	-	3 (59)	-	-	-	-
179	6300451	KATO Seigo	JPN	2	2452	-	2 (60)	-	-	-	-
179	511981	WEBER Ralph	SUI	2	2452	-	-	-	2 (73)	-	-
179	501987	MONSEN Felix	SWE	2	2452	2 (71)	-	-	-	-	-
179	422676	FOSSLAND Markus	NOR	2	2452	2 (71)	-	-	-	-	-
179	6293164	FRANZOSO Matteo	ITA	2	2452	-	-	-	2 (73)	-	-
184	203096	VOGT Luis	GER	1	2453	1 (74)	-	-	-	-	-

Legend:							
-	No points	AC	Alpine Combined	DH	Downhill	Diff.	Difference
GS	Giant Slalom	PAR	Parallel	SG	Super-G	SL	Slalom
WCSL	Overall points						

Wengen (SUI)

4th Men's Slalom



FIS NATION CUP

Number of Nations: 22

Rank	NSA	Name	Points	Diff.	DH	SL	GS	SG	AC	PAR	TE
1	SUI	Switzerland	2564		837	440	675	612	-	-	-
2	AUT	Austria	2201	363	360	868	382	591	-	-	-
3	NOR	Norway	1467	1097	272	522	505	168	-	-	-
4	FRA	France	1454	1110	723	221	225	285	-	-	-
5	ITA	Italy	1096	1468	582	119	204	191	-	-	-
6	USA	United States of America	665	1899	394	31	137	103	-	-	-
7	GER	Germany	455	2109	127	176	107	45	-	-	-
8	CAN	Canada	444	2120	233	17	32	162	-	-	-
9	CRO	Croatia	377	2187	-	137	240	-	-	-	-
10	SLO	Slovenia	216	2348	45	-	166	5	-	-	-
11	GBR	Great Britain	170	2394	-	170	-	-	-	-	-
12	AND	Andorra	105	2459	-	-	105	-	-	-	-
13	BUL	Bulgaria	66	2498	-	66	-	-	-	-	-
14	BEL	Belgium	61	2503	-	21	40	-	-	-	-
15	FIN	Finland	33	2531	25	-	-	8	-	-	-
16	SWE	Sweden	29	2535	-	24	5	-	-	-	-
17	GRE	Greece	26	2538	-	26	-	-	-	-	-
18	DEN	Denmark	21	2543	-	-	21	-	-	-	-
19	ESP	Spain	19	2545	-	19	-	-	-	-	-
20	CZE	Czechia	11	2553	11	-	-	-	-	-	-
21	LTU	Lithuania	8	2556	-	-	8	-	-	-	-
22	JPN	Japan	2	2562	-	2	-	-	-	-	-

Wengen (SUI)

4th Men's Slalom

OVERALL FIS NATION CUP

Number of Nations: 29

Rk	NSA	Overall			DH Points			SL Points			GS Points			SG Points			AC Points			PAR Points			TE Points
		M+W	M	W	M+W	M	W	M+W	M	W	M+W	M	W	M+W	M	W	M+W	M	W	M+W	M	W	M+W
1	SUI	4995	2564	2431	1410	837	573	1007	440	567	1260	675	585	1318	612	706	-	-	-	-	-	-	-
2	AUT	4642	2201	2441	894	360	534	1562	868	694	846	382	464	1340	591	749	-	-	-	-	-	-	-
3	ITA	3191	1096	2095	1105	582	523	231	119	112	1037	204	833	818	191	627	-	-	-	-	-	-	-
4	NOR	2352	1467	885	336	272	64	771	522	249	769	505	264	476	168	308	-	-	-	-	-	-	-
5	USA	2105	665	1440	557	394	163	665	31	634	671	137	534	212	103	109	-	-	-	-	-	-	-
6	FRA	1861	1454	407	769	723	46	338	221	117	340	225	115	414	285	129	-	-	-	-	-	-	-
7	CAN	1106	444	662	240	233	7	269	17	252	393	32	361	204	162	42	-	-	-	-	-	-	-
8	GER	1074	455	619	268	127	141	545	176	369	138	107	31	123	45	78	-	-	-	-	-	-	-
9	CRO	748	377	371	-	-	-	381	137	244	367	240	127	-	-	-	-	-	-	-	-	-	-
10	SVK	722	-	722	-	-	-	425	-	425	297	-	297	-	-	-	-	-	-	-	-	-	-
11	SWE	651	29	622	1	-	1	346	24	322	296	5	291	8	-	8	-	-	-	-	-	-	-
12	SLO	539	216	323	130	45	85	163	-	163	225	166	59	21	5	16	-	-	-	-	-	-	-
13	NZL	232	-	232	-	-	-	-	-	-	192	-	192	40	-	40	-	-	-	-	-	-	-
14	GBR	170	170	-	-	-	-	170	170	-	-	-	-	-	-	-	-	-	-	-	-	-	-
15	CZE	148	11	137	42	11	31	55	-	55	6	-	6	45	-	45	-	-	-	-	-	-	-
16	POL	126	-	126	-	-	-	-	-	-	106	-	106	20	-	20	-	-	-	-	-	-	-
17	AND	105	105	-	-	-	-	-	-	-	105	105	-	-	-	-	-	-	-	-	-	-	-
18	ALB	78	-	78	-	-	-	41	-	41	37	-	37	-	-	-	-	-	-	-	-	-	-
19	BUL	66	66	-	-	-	-	66	66	-	-	-	-	-	-	-	-	-	-	-	-	-	-
20	BEL	61	61	-	-	-	-	21	21	-	40	40	-	-	-	-	-	-	-	-	-	-	-
21	FIN	34	33	1	25	25	-	-	-	-	1	-	1	8	8	-	-	-	-	-	-	-	-
22	LAT	31	-	31	-	-	-	31	-	31	-	-	-	-	-	-	-	-	-	-	-	-	-
23	GRE	26	26	-	-	-	-	26	26	-	-	-	-	-	-	-	-	-	-	-	-	-	-
24	DEN	21	21	-	-	-	-	-	-	-	21	21	-	-	-	-	-	-	-	-	-	-	-
25	ESP	19	19	-	-	-	-	19	19	-	-	-	-	-	-	-	-	-	-	-	-	-	-
26	LTU	8	8	-	-	-	-	-	-	-	8	8	-	-	-	-	-	-	-	-	-	-	-
27	JPN	6	2	4	-	-	-	6	2	4	-	-	-	-	-	-	-	-	-	-	-	-	-
27	AUS	6	-	6	-	-	-	6	-	6	-	-	-	-	-	-	-	-	-	-	-	-	-
29	LIE	2	-	2	-	-	-	2	-	2	-	-	-	-	-	-	-	-	-	-	-	-	-

Wengen (SUI)

4th Men's Slalom



CONSTRUCTORS' CHAMPIONSHIP

Number of Brands: 10

Rank	Name	Points	Diff.	DH	SL	GS	SG	AC	PAR
1	Atomic	1540		320	525	530	165	-	-
2	Head	1145	395	350	160	275	360	-	-
3	Stoeckli	980	560	340	-	400	240	-	-
4	Rossignol	945	595	410	135	250	150	-	-
5	Fischer	535	1005	160	215	-	160	-	-
6	Nordica	340	1200	205	85	-	50	-	-
7	Van deer racing	235	1305	-	190	45	-	-	-
8	Dynastar	130	1410	-	130	-	-	-	-
8	Salomon	130	1410	90	-	-	40	-	-
10	Blizzard	60	1480	-	60	-	-	-	-

Wengen (SUI)

4th Men's Slalom



OVERALL CONSTRUCTORS' CHAMPIONSHIP

Number of Brands: 12

Rank	Brand	Overall			DH Points			SL Points			GS Points			SG Points			AC Points			PAR Points			
		M+W	M	W	M+W	M	W	M+W	M	W	M+W	M	W	M+W	M	W	M+W	M	W	M+W	M	W	
1	Head	3680	1145	2535	620	350	270	910	160	750	970	275	695	1180	360	820	-	-	-	-	-	-	
2	Atomic	3350	1540	1810	895	320	575	1130	525	605	850	530	320	475	165	310	-	-	-	-	-	-	
3	Rossignol	2840	945	1895	515	410	105	710	135	575	1270	250	1020	345	150	195	-	-	-	-	-	-	
4	Stoeckli	980	980	-	340	340	-	-	-	-	400	400	-	240	240	-	-	-	-	-	-	-	
5	Fischer	575	535	40	160	160	-	255	215	40	-	-	-	160	160	-	-	-	-	-	-	-	
6	Salomon	570	130	440	90	90	-	140	-	140	165	-	165	175	40	135	-	-	-	-	-	-	-
7	Nordica	340	340	-	205	205	-	85	85	-	-	-	-	50	50	-	-	-	-	-	-	-	-
8	Dynastar	260	130	130	40	-	40	130	130	-	50	-	50	40	-	40	-	-	-	-	-	-	-
9	Van deer raa	235	235	-	-	-	-	190	190	-	45	45	-	-	-	-	-	-	-	-	-	-	-
10	Kaestle	145	-	145	145	-	145	-	-	-	-	-	-	-	-	-	-	-	-	-	-	-	-
11	Voelkl	140	-	140	-	-	-	140	-	140	-	-	-	-	-	-	-	-	-	-	-	-	-
12	Blizzard	60	60	-	-	-	-	60	60	-	-	-	-	-	-	-	-	-	-	-	-	-	-