

Kvitfjell (NOR) 8th Women's Super-G ENTRY LIST BY NSA

Number of Competitors: 48, Number of NSAs: 13

NSA	FIS Code	Name	Date of Birth	FIS Points (29th of February 2024 - List 18)						
				DH	SL	GS	SG	AC		
AUT (12)	56258	AGER Christina	11 NOV 1995	13.86 (33)	50.36 (637)	47.63 (561)	15.83 (33)	59.07 (26)		
	56417	FEST Nadine	28 JUN 1998	15.00 (35)	179.28(3021)	31.04 (22)	14.97 (32)	56.06 (22)		
	56392	GRITSCH Franziska	15 MAR 1997	42.09 (113)	7.33 (15)	12.20 (20)	5.96 (13)	37.64 (11)		
	56174	HAASER Ricarda	10 SEP 1993	34.68 (91)	104.76(1959)	11.98 (21)	24.33 (57)	31.39 (7)		
	56268	HEIDER Michaela	6 AUG 1995	29.46 (75)	847.74(4016)	19.00 (53)	16.23 (34)	99.98 (65)		
	56128	HUETTER Cornelia	29 OCT 1992	2.98 (11)	-	321.71(3713)	0.15 (3)	191.10 (271)		
	56224	MAIER Sabrina	4 OCT 1994	20.41 (44)	217.94(3366)	37.88 (357)	28.51 (80)	78.20 (41)		
	56125	PUCHNER Mirjam	18 MAY 1992	4.66 (14)	756.99(4002)	119.69(2244)	6.17 (14)	169.23 (216)		
	56256	RAEDLER Ariane	20 JAN 1995	7.94 (20)	268.92(3600)	81.50(1424)	12.31 (26)	108.44 (76)		
	56198	SCHEYER Christine	18 JUL 1994	1.64 (6)	171.83(2952)	49.01 (596)	22.76 (53)	44.11 (13)		
	56177	VENIER Stephanie	19 DEC 1993	0.59 (3)	685.11(3984)	70.25(1147)	1.55 (8)	264.47 (446)		
	56519	WECHNER Lena	4 AUG 2000	22.20 (51)	352.20(3770)	26.69 (149)	24.27 (56)	140.18 (151)		
BIH (1)	715171	MUZAFERIJA Elvedina	20 AUG 1999	16.19 (37)	235.43(3460)	69.12(1125)	25.07 (64)	105.44 (70)		
CZE (1)	155763	LEDECKA Ester	23 MAR 1995	0.85 (4)	132.45(2447)	72.16(1194)	8.76 (16)	32.66 (9)		
FRA (5)	197956	CERUTTI Camille	22 DEC 1998	26.01 (66)	207.36(3291)	70.50(1150)	24.98 (62)	131.70 (124)		
	198029	CLEMENT Karen	29 JAN 1999	19.13 (42)	161.13(2834)	30.47 (211)	21.47 (49)	108.26 (74)		
	198037	ERRARD Anouck	25 FEB 1999	24.54 (61)	250.91(3534)	57.10 (812)	38.08 (126)	123.21 (100)		
	197641	GAUCHE Laura	4 MAR 1995	7.63 (19)	605.66(3962)	102.50(1923)	9.01 (17)	51.54 (17)		
	197497	MIRADOLI Romane	10 MAR 1994	14.38 (34)	177.51(3009)	41.36 (424)	5.20 (12)	81.56 (44)		
GER (3)	507168	AICHER Emma	13 NOV 2003	13.78 (32)	16.09 (43)	18.90 (51)	12.77 (29)	52.51 (18)		
	206759	HIRTL-STANGGASSINGER Katrin	7 MAY 1998	31.91 (82)	129.78(2402)	53.42 (708)	21.50 (50)	144.59 (165)		
	206668	WEIDLE Kira	24 FEB 1996	6.07 (17)	999.99(4034)	81.80(1428)	11.49 (23)	199.88 (289)		
ITA (8)	299276	BASSINO Marta	27 FEB 1996	3.00 (12)	54.05 (703)	0.34 (4)	1.47 (7)	24.39 (5)		
	297601	BRIGNONE Federica	14 JUL 1990	4.83 (15)	18.64 (66)	0.00 (1)	0.00 (1)	32.20 (8)		
	299630	DELAGO Nadia	12 NOV 1997	22.98 (55)	687.56(3986)	163.02(2796)	34.51 (101)	127.58 (111)		
	299466	DELAGO Nicol	5 JAN 1996	9.90 (26)	366.98(3800)	283.89(3610)	25.51 (65)	112.34 (82)		
	299383	MELESI Roberta	18 JUL 1996	32.41 (85)	350.51(3765)	18.72 (46)	12.43 (28)	106.28 (72)		
	299624	PIROVANO Laura	20 NOV 1997	8.48 (22)	71.90(1168)	34.80 (291)	12.25 (25)	89.99 (50)		
	6295152	RUNGGALDIER Teresa	12 APR 1999	21.88 (50)	330.21(3731)	108.06(2030)	20.26 (44)	167.91 (215)		
	6296280	THALER Sara	27 MAY 2004	23.70 (59)	86.61(1519)	43.34 (464)	41.32 (143)	160.44 (200)		
NOR (2)	426257	LIE Kajsa Vickhoff	20 JUN 1998	2.51 (8)	106.52(1996)	22.78 (85)	3.94 (11)	54.80 (21)		
	425929	MOWINCKEL Ragnhild	12 SEP 1992	6.01 (16)	336.95(3747)	3.84 (9)	1.18 (6)	31.37 (6)		
NZL (1)	415232	ROBINSON Alice	1 DEC 2001	18.58 (41)	190.47(3139)	2.81 (8)	12.35 (27)	171.63 (225)		
POL (1)	435334	GASIENICA-DANIEL Maryna	19 FEB 1994	51.85 (145)	99.08(1815)	7.47 (14)	24.59 (60)	71.14 (34)		
SLO (1)	565360	STUHEC Ilka	26 OCT 1990	0.00 (1)	134.27(2471)	101.39(1898)	12.14 (24)	96.53 (57)		

Kvitfjell (NOR)

8th Women's Super-G

ENTRY LIST BY NSA

Number of Competitors: 48, Number of NSAs: 13

NSA	FIS Code	Name	Date of Birth	FIS Points (29th of February 2024 - List 18)						
				DH	SL	GS	SG	AC		
SUI (7)	516705	DURRER Delia	14 NOV 2002	17.44 (38)	126.08(2333)	51.54 (656)	21.00 (45)	155.24 (188)		
	516284	GISIN Michelle	5 DEC 1993	8.61 (23)	7.55 (17)	20.51 (62)	9.27 (18)	47.65 (15)		
	516138	GUT-BEHRAMI Lara	27 APR 1991	2.62 (9)	404.60(3848)	0.00 (1)	0.00 (1)	213.08 (319)		
	516517	JENAL Stephanie	9 MAR 1998	21.52 (49)	233.46(3449)	87.38(1561)	17.90 (37)	140.90 (154)		
	516521	KOLLY Noemie	20 JUL 1998	23.18 (56)	331.18(3733)	59.18 (867)	27.93 (76)	78.35 (42)		
	516219	NUFER Priska	11 FEB 1992	8.26 (21)	827.42(4012)	32.23 (238)	21.79 (51)	77.66 (40)		
	516394	SUTER Jasmina	16 APR 1995	24.05 (60)	194.29(3174)	20.74 (65)	18.14 (38)	102.62 (68)		
SWE (1)	506701	HOERNBLAD Lisa	6 MAR 1996	30.94 (79)	90.72(1626)	50.52 (629)	30.09 (86)	57.34 (25)		
USA (5)	6536213	CASHMAN Keely	4 APR 1999	23.60 (58)	37.94 (378)	27.99 (171)	26.38 (70)	153.21 (184)		
	6536821	MACUGA Lauren	4 JUL 2002	21.04 (47)	95.74(1741)	32.34 (242)	17.67 (36)	199.86 (288)		
	6535765	MANGAN Tricia	7 MAR 1997	24.61 (62)	72.54(1185)	22.21 (78)	25.64 (66)	122.16 (94)		
	539536	WILES Jacqueline	13 JUL 1992	8.82 (25)	274.81(3617)	393.18(3822)	25.71 (68)	230.37 (366)		
	6535791	WRIGHT Isabella	10 FEB 1997	12.85 (31)	122.25(2276)	82.71(1448)	21.38 (47)	86.28 (45)		

Legend:							
-	No points	AC	Alpine Combined	DH	Downhill	GS	Giant Slalom
SG	Super-G	SL	Slalom				





AUDI FIS SKI WORLD CUP 2023/24



Kvitfjell (NOR)

8th Women's Super-G

SUN 3 MAR 2024

DRAW LIST

Start Time 11:00

Number of Competitors: 48, Number of NSAs: 13

Rank 120 in the FIS List: WEIRATHER Tina 37.47 FIS Points

No.	FIS Code	Name	NSA Code	WCSL-SG	WCSL-O	FIS-SG
1	516138	GUT-BEHRAMI Lara	SUI	625 (1)	1910 (1)	0.00 (1)
2	56128	HUETTER Cornelia	AUT	583 (2)	970 (6)	0.15 (3)
3	297601	BRIGNONE Federica	ITA	511 (3)	1606 (3)	0.00 (1)
4	56177	VENIER Stephanie	AUT	349 (4)	712 (11)	1.55 (8)
5	425929	MOWINCKEL Ragnhild	NOR	338 (5)	875 (9)	1.18 (6)
6	56125	PUCHNER Mirjam	AUT	327 (6)	673 (12)	6.17 (14)
7	299276	BASSINO Marta	ITA	308 (8)	893 (8)	1.47 (7)
8	426257	LIE Kajsa Vickhoff	NOR	287 (9)	603 (14)	3.94 (11)
9	197497	MIRADOLI Romane	FRA	230 (10)	319 (33)	5.20 (12)
10	206668	WEIDLE Kira	GER	212 (11)	460 (22)	11.49 (23)
11	516284	GISIN Michelle	SUI	206 (12)	811 (10)	9.27 (18)
12	197641	GAUCHE Laura	FRA	174 (14)	443 (23)	9.01 (17)
13	415232	ROBINSON Alice	NZL	145 (18)	617 (13)	12.35 (27)
14	299624	PIROVANO Laura	ITA	142 (19)	400 (26)	12.25 (25)
15	155763	LEDECKA Ester	CZE	139 (20)	353 (32)	8.76 (16)
16	56256	RAEDLER Ariane	AUT	105 (22)	308 (34)	12.31 (26)
17	6536821	MACUGA Lauren	USA	105 (22)	147 (62)	17.67 (36)
18	299383	MELESI Roberta	ITA	100 (24)	169 (53)	12.43 (28)
19	56258	AGER Christina	AUT	88 (25)	225 (46)	15.83 (33)
20	565360	STUHEC Ilka	SLO	75 (26)	483 (19)	12.14 (24)
21	516219	NUFER Priska	SUI	64 (28)	286 (37)	21.79 (51)
22	715171	MUZAFERIJA Elvedina	BIH	63 (29)	149 (61)	25.07 (64)
23	507168	AICHER Emma	GER	59 (30)	234 (40)	12.77 (29)
24	516394	SUTER Jasmina	SUI	56 (31)	71 (82)	18.14 (38)
25	56392	GRITSCH Franziska	AUT	55 (32)	402 (25)	5.96 (13)
26	56268	HEIDER Michaela	AUT	42 (36)	42 (100)	16.23 (34)
27	516705	DURRER Delia	SUI	40 (37)	117 (67)	21.00 (45)
28	198029	CLEMENT Karen	FRA	40 (37)	51 (94)	21.47 (49)
29	6535791	WRIGHT Isabella	USA	36 (40)	171 (52)	21.38 (47)
30	516517	JENAL Stephanie	SUI	34 (41)	61 (86)	17.90 (37)
31	56417	FEST Nadine	AUT	33 (42)	38 (102)	14.97 (32)
32	6295152	RUNGGALDIER Teresa	ITA	27 (44)	77 (79)	20.26 (44)
33	206759	HIRTL-STANGGASSINGER Katrin	GER	1 (68)	3 (145)	21.50 (50)
34	56198	SCHEYER Christine	AUT	25 (49)	113 (69)	22.76 (53)
35	56519	WECHNER Lena	AUT	21 (51)	24 (112)	24.27 (56)
36	56174	HAASER Ricarda	AUT	29 (43)	192 (49)	24.33 (57)
37	435334	GASIENICA-DANIEL Maryna	POL	27 (44)	227 (45)	24.59 (60)
38	197956	CERUTTI Camille	FRA	26 (47)	26 (108)	24.98 (62)



DRAW LIST

Number of Competitors: 48, Number of NSAs: 13

Rank 120 in the FIS List: WEIRATHER Tina 37.47 FIS Points

No.	FIS Code	Name	NSA Code	WCSL-SG	WCSL-O	FIS-SG
39	299466	DELAGO Nicol	ITA	23 (50)	205 (48)	25.51 (65)
40	6535765	MANGAN Tricia	USA	10 (58)	19 (117)	25.64 (66)
41	539536	WILES Jacqueline	USA	10 (58)	174 (51)	25.71 (68)
42	6536213	CASHMAN Keely	USA	7 (62)	21 (115)	26.38 (70)
43	516521	KOLLY Noemie	SUI	15 (53)	28 (107)	27.93 (76)
44	56224	MAIER Sabrina	AUT	4 (64)	24 (112)	28.51 (80)
45	506701	HOERNBLAD Lisa	SWE	13 (55)	14 (128)	30.09 (86)
46	299630	DELAGO Nadia	ITA	3 (65)	53 (91)	34.51 (101)
47	198037	ERRARD Anouck	FRA	-	-	>38.08 (126)
48	6296280	THALER Sara	ITA	1 (68)	1 (151)	>41.32 (143)

Legend:	-	No points	>	Greater than 120th rank in the FIS points list	No.	Control Number
FIS-SG	FIS points for Super G (18th FIS points list 2023/2024)					
WCSL-O	Overall FIS World Cup Start List points		WCSL-SG	FIS World Cup Start List points for Super G		



Number of Competitors: 48, Number of NSAs: 13

Bib	FIS Code	Name	Year of Birth	NSA Code	Time	Ski
1	197641	GAUCHE Laura	1995	FRA		Head
2	6536821	MACUGA Lauren	2002	USA		Rossignol
3	56256	RAEDLER Ariane	1995	AUT		Head
4	415232	ROBINSON Alice	2001	NZL		Salomon
5	516284	GISIN Michelle	1993	SUI		Salomon
6	56177	VENIER Stephanie	1993	AUT		Head
7	425929	MOWINCKEL Ragnhild	1992	NOR		Head
8	206668	WEIDLE Kira	1996	GER		Rossignol
9	56125	PUCHNER Mirjam	1992	AUT		Atomic
10	297601	BRIGNONE Federica	1990	ITA		Rossignol
11	299276	BASSINO Marta	1996	ITA		Salomon
12	197497	MIRADOLI Romane	1994	FRA		Dynastar
13	56128	HUETTER Cornelia	1992	AUT		Head
14	426257	LIE Kajsja Vickhoff	1998	NOR		Head
15	516138	GUT-BEHRAMI Lara	1991	SUI		Head
-----break-----						
16	299383	MELESI Roberta	1996	ITA		Dynastar
17	299624	PIROVANO Laura	1997	ITA		Head
18	56258	AGER Christina	1995	AUT		Atomic
19	155763	LEDECKA Ester	1995	CZE		Kaestle
20	565360	STUHEC Iika	1990	SLO		Kaestle
21	516219	NUFER Priska	1992	SUI		Dynastar
22	6535791	WRIGHT Isabella	1997	USA		Atomic
-----break-----						
23	715171	MUZAFERIJA Elvedina	1999	BIH		Atomic
24	516517	JENAL Stephanie	1998	SUI		Atomic
25	56268	HEIDER Michaela	1995	AUT		Head
26	516394	SUTER Jasmina	1995	SUI		Stoekli
27	198029	CLEMENT Karen	1999	FRA		Head
28	516705	DURRER Delia	2002	SUI		Head
29	56392	GRITSCH Franziska	1997	AUT		Head
30	507168	AICHER Emma	2003	GER		Head
-----break-----						
31	56417	FEST Nadine	1998	AUT		Salomon
32	6295152	RUNGGALDIER Teresa	1999	ITA		Head
33	206759	HIRTL-STANGGASSINGER Katrin	1998	GER		Kaestle
34	56198	SCHEYER Christine	1994	AUT		Head
35	56519	WECHNER Lena	2000	AUT		Atomic
36	56174	HAASER Ricarda	1993	AUT		Fischer
37	435334	GASIENICA-DANIEL Maryna	1994	POL		Atomic
38	197956	CERUTTI Camille	1998	FRA		Atomic
39	299466	DELAGO Nicol	1996	ITA		Atomic
40	6535765	MANGAN Tricia	1997	USA		Head
41	539536	WILES Jacqueline	1992	USA		Rossignol
42	6536213	CASHMAN Keely	1999	USA		Head

START LIST

Number of Competitors: 48, Number of NSAs: 13

Bib	FIS Code	Name	Year of Birth	NSA Code	Time	Ski
43	516521	KOLLY Noemie	1998	SUI		Stoeckli
44	56224	MAIER Sabrina	1994	AUT		Atomic
45	506701	HOERNBLAD Lisa	1996	SWE		Fischer
46	299630	DELAGO Nadia	1997	ITA		Atomic
47	198037	ERRARD Anouck	1999	FRA		Salomon
48	6296280	THALER Sara	2004	ITA		Rossignol

Jury

FIS Technical Delegate	WILD Stefanie	GER
Referee	GERDOL Peter	FIS
Assistant Referee	SENIGAGLIESI Alberto	FIS
Chief of Race	BJORGE Ole Johan	NOR

Technical Data

Course Name	Olympiabakken
Start Altitude	782m
Finish Altitude	182m
Vertical Drop	600m
Course Length	2170m
Homologation Number	13734/10/20

Race Information

Course Setter	PLATZER Roland	SUI
Gates/Turning Gates	48/44	
Start Time	11:00	

Forerunners:

F1 - LUNDE Vebjorn	NOR	F2 - BREVIK Magnus	NOR	F3 - KRISTIANSEN Odin	NOR
F4 - LODEMEL Leo	NOR	F5 - MISUND Sebastian	NOR		

Legend:

YB Year of Birth



AUDI FIS SKI WORLD CUP 2023/24



Kvitfjell (NOR) 8th Women's Super-G OFFICIAL RESULTS

SUN 3 MAR 2024
Start Time 11:00

Number of Competitors: 48, Number of NSAs: 13

Penalty applied: 0.00

Rank	Bib	FIS Code	Name	YB	NSA Code	Time	Difference	Distance (m)	Race Points	Ski
1	10	297601	BRIGNONE Federica	1990	ITA	1:37.30			0.00	Rossignol
2	15	516138	GUT-BEHRAMI Lara	1991	SUI	1:37.91	0.61	13.52	7.46	Head
3	19	155763	LEDECKA Ester	1995	CZE	1:38.09	0.79	17.48	9.66	Kaestle
4	14	426257	LIE Kajsa Vickhoff	1998	NOR	1:38.15	0.85	18.79	10.40	Head
5	2	6536821	MACUGA Lauren	2002	USA	1:38.20	0.90	19.89	11.01	Rossignol
6	6	56177	VENIER Stephanie	1993	AUT	1:38.56	1.26	27.74	15.41	Head
7	13	56128	HUETTER Cornelia	1992	AUT	1:38.57	1.27	27.96	15.53	Head
8	3	56256	RAEDLER Ariane	1995	AUT	1:38.63	1.33	29.26	16.27	Head
9	4	415232	ROBINSON Alice	2001	NZL	1:38.64	1.34	29.48	16.39	Salomon
10	7	425929	MOWINCKEL Ragnhild	1992	NOR	1:38.86	1.56	34.24	19.08	Head
11	8	206668	WEIDLE Kira	1996	GER	1:38.88	1.58	34.67	19.32	Rossignol
12	12	197497	MIRADOLI Romane	1994	FRA	1:38.94	1.64	35.97	20.06	Dynastar
13	23	715171	MUZAFERIJA Elvedina	1999	BIH	1:39.09	1.79	39.20	21.89	Atomic
14	5	516284	GISIN Michelle	1993	SUI	1:39.11	1.81	39.63	22.14	Salomon
15	11	299276	BASSINO Marta	1996	ITA	1:39.22	1.92	41.99	23.48	Salomon
16	26	516394	SUTER Jasmina	1995	SUI	1:39.29	1.99	43.49	24.34	Stoeckli
17	30	507168	AICHER Emma	2003	GER	1:39.37	2.07	45.20	25.32	Head
18	16	299383	MELESI Roberta	1996	ITA	1:39.77	2.47	53.72	30.21	Dynastar
19	20	565360	STUHEC Ilka	1990	SLO	1:39.94	2.64	57.32	32.29	Kaestle
20	28	516705	DURRER Delia	2002	SUI	1:39.99	2.69	58.38	32.90	Head
21	29	56392	GRITSCH Franziska	1997	AUT	1:40.22	2.92	63.22	35.71	Head
22	17	299624	PIROVANO Laura	1997	ITA	1:40.30	3.00	64.91	36.69	Head
23	21	516219	NUFER Priska	1992	SUI	1:40.34	3.04	65.74	37.18	Dynastar
24	40	6535765	MANGAN Tricia	1997	USA	1:40.46	3.16	68.26	38.65	Head
25	36	56174	HAASER Ricarda	1993	AUT	1:40.48	3.18	68.68	38.89	Fischer
26	32	6295152	RUNGGALDIER Teresa	1999	ITA	1:40.49	3.19	68.89	39.01	Head
27	9	56125	PUCHNER Mirjam	1992	AUT	1:40.72	3.42	73.68	41.83	Atomic
28	37	435334	GASIENICA-DANIEL Maryna	1994	POL	1:40.87	3.57	76.80	43.66	Atomic
28	35	56519	WECHNER Lena	2000	AUT	1:40.87	3.57	76.80	43.66	Atomic
30	18	56258	AGER Christina	1995	AUT	1:41.05	3.75	80.53	45.86	Atomic
31	31	56417	FEST Nadine	1998	AUT	1:41.10	3.80	81.56	46.47	Salomon
32	41	539536	WILES Jacqueline	1992	USA	1:41.14	3.84	82.39	46.96	Rossignol
33	34	56198	SCHEYER Christine	1994	AUT	1:41.30	4.00	85.69	48.92	Head
34	24	516517	JENAL Stephanie	1998	SUI	1:41.57	4.27	91.23	52.22	Atomic
35	38	197956	CERUTTI Camille	1998	FRA	1:41.91	4.61	98.16	56.38	Atomic
36	39	299466	DELAGO Nicol	1996	ITA	1:42.39	5.09	107.87	62.25	Atomic
37	33	206759	HIRTL-STANGGASSINGER Katrin	1998	GER	1:42.55	5.25	111.09	64.21	Kaestle

DID NOT FINISH: 4 competitors

1	197641	GAUCHE Laura	1995	FRA	Head
22	6535791	WRIGHT Isabella	1997	USA	Atomic
25	56268	HEIDER Michaela	1995	AUT	Head
27	198029	CLEMENT Karen	1999	FRA	Head

DID NOT START: 7 competitors

42	6536213	CASHMAN Keely	1999	USA	Head
----	---------	---------------	------	-----	------

SUN 3 MAR 2024 / Kvitfjell (NOR) / 5086

Page 1/2

Data Processing by LONGINES

www.fis-ski.com

LONGINES Timing

Generation date : SUN 3 MAR 2024

Time : 13:48

Document: C73A 1.0



PENALTY CALCULATION
Best 10 at Finish
F-factor: 1190

Rank	Bib	FIS Code	Name	NSA Code	FIS Points	Best 5	Race Points
1	10	297601	BRIGNONE Federica	ITA	0.00	0.00	0.00
2	15	516138	GUT-BEHRAMI Lara	SUI	0.00	0.00	7.46
3	19	155763	LEDECKA Ester	CZE	8.76		
4	14	426257	LIE Kajsja Vickhoff	NOR	3.94		
5	2	6536821	MACUGA Lauren	USA	17.67		
6	6	56177	VENIER Stephanie	AUT	1.55	1.55	15.41
7	13	56128	HUETTER Cornelia	AUT	0.15	0.15	15.53
8	3	56256	RAEDLER Ariane	AUT	12.31		
9	4	415232	ROBINSON Alice	NZL	12.35		
10	7	425929	MOWINCKEL Ragnhild	NOR	1.18	1.18	19.08

Best 5 FIS Points Started

Rank	Bib	FIS Code	Name	NSA Code	FIS Points
1	10	297601	BRIGNONE Federica	ITA	0.00
2	15	516138	GUT-BEHRAMI Lara	SUI	0.00
7	13	56128	HUETTER Cornelia	AUT	0.15
10	7	425929	MOWINCKEL Ragnhild	NOR	1.18
15	11	299276	BASSINO Marta	ITA	1.47

TOTALS:

FIS Points of Best 5 Started (B)	2.80	
FIS Points of Best 5 at Finish in Top 10 (A)		2.88
Race Points of Corresponding Competitors (C)		57.48
Calculated Penalty (A+B-C):10 =>	-5.180	
Rounded	-5.18	
Category Adder	0.00	
Correction Value (Z)	0.00	
Calculated Penalty	-5.18	
Penalty Applied	0.00	

Number of Competitors: 37 Number of NSAs: 12

Rank	Bib	Name Ski	NSA Code	Positions			Partials		Difference		Speed			
				Pos	Time	Rank	Pos	Time	Rank	Time	Dist.(m)	Pos.	(km/h)	Rank
1	10	BRIGNONE Federica Rossignol	ITA	Int1:	14.23	(7)	11-12:	27.84	(2)	0.06		Sp1	76.55	(6)
				Int2:	42.07	(2)	12-13:	19.93	(1)	0.03		Sp2	86.80	(30)
				Int3:	1:02.00	(1)	13-14:	14.55	(2)	0.00				
				Int4:	1:16.55	(1)	14-Fin:	20.75	(2)	0.00				
				Fin:	1:37.30	(1)				0.00	0.00	Avg:	80.29	
2	15	GUT-BEHRAMI Lara Head	SUI	Int1:	14.32	(18)	11-12:	28.12	(10)	0.15		Sp1	71.18	(34)
				Int2:	42.44	(12)	12-13:	20.05	(2)	0.40		Sp2	88.20	(29)
				Int3:	1:02.49	(5)	13-14:	14.51	(1)	0.49				
				Int4:	1:17.00	(2)	14-Fin:	20.91	(4)	0.45				
				Fin:	1:37.91	(2)				0.61	13.52	Avg:	79.79	
3	19	LEDECKA Ester Kaestle	CZE	Int1:	14.21	(4)	11-12:	28.09	(9)	0.04		Sp1	75.45	(11)
				Int2:	42.30	(8)	12-13:	20.29	(11)	0.26		Sp2	96.20	(13)
				Int3:	1:02.59	(10)	13-14:	14.70	(4)	0.59				
				Int4:	1:17.29	(5)	14-Fin:	20.80	(3)	0.74				
				Fin:	1:38.09	(3)				0.79	17.48	Avg:	79.64	
4	14	LIE Kajsa Vickhoff Head	NOR	Int1:	14.30	(13)	11-12:	28.13	(12)	0.13		Sp1	73.60	(23)
				Int2:	42.43	(11)	12-13:	20.14	(5)	0.39		Sp2	100.00	(3)
				Int3:	1:02.57	(8)	13-14:	14.67	(3)	0.57				
				Int4:	1:17.24	(4)	14-Fin:	20.91	(4)	0.69				
				Fin:	1:38.15	(4)				0.85	18.79	Avg:	79.59	
5	2	MACUGA Lauren Rossignol	USA	Int1:	14.31	(17)	11-12:	28.05	(8)	0.14		Sp1	75.62	(8)
				Int2:	42.36	(9)	12-13:	20.18	(8)	0.32		Sp2	106.00	(1)
				Int3:	1:02.54	(6)	13-14:	14.98	(13)	0.54				
				Int4:	1:17.52	(7)	14-Fin:	20.68	(1)	0.97				
				Fin:	1:38.20	(5)				0.90	19.89	Avg:	79.55	
6	6	VENIER Stephanie Head	AUT	Int1:	14.36	(23)	11-12:	27.74	(1)	0.19		Sp1	73.16	(27)
				Int2:	42.10	(3)	12-13:	20.16	(7)	0.06		Sp2	93.80	(19)
				Int3:	1:02.26	(3)	13-14:	15.13	(20)	0.26				
				Int4:	1:17.39	(6)	14-Fin:	21.17	(16)	0.84				
				Fin:	1:38.56	(6)				1.26	27.74	Avg:	79.26	
7	13	HUETTER Cornelia Head	AUT	Int1:	14.24	(8)	11-12:	27.97	(6)	0.07		Sp1	74.50	(16)
				Int2:	42.21	(6)	12-13:	20.37	(12)	0.17		Sp2	98.00	(7)
				Int3:	1:02.58	(9)	13-14:	15.02	(14)	0.58				
				Int4:	1:17.60	(9)	14-Fin:	20.97	(7)	1.05				
				Fin:	1:38.57	(7)				1.27	27.96	Avg:	79.25	
8	3	RAEDLER Ariane Head	AUT	Int1:	14.30	(13)	11-12:	27.95	(5)	0.13		Sp1	77.13	(1)
				Int2:	42.25	(7)	12-13:	20.23	(10)	0.21		Sp2	98.60	(5)
				Int3:	1:02.48	(4)	13-14:	15.08	(18)	0.48				
				Int4:	1:17.56	(8)	14-Fin:	21.07	(11)	1.01				
				Fin:	1:38.63	(8)				1.33	29.26	Avg:	79.21	

PERFORMANCE ANALYSIS BY RANK

Number of Competitors: 37 Number of NSAs: 12

Rank	Bib	Name Ski	NSA Code	Positions			Partials		Difference		Speed			
				Pos	Time	Rank	Pos	Time	Rank	Time	Dist.(m)	Pos.	(km/h)	Rank
9	4	ROBINSON Alice Salomon	NZL	Int1:	14.36	(23)	11-12:	28.37	(16)	0.19		Sp1	73.40	(24)
				Int2:	42.73	(16)	12-13:	20.14	(5)	0.69		Sp2	85.40	(31)
				Int3:	1:02.87	(12)	13-14:	14.78	(7)	0.87				
				Int4:	1:17.65	(10)	14-Fin:	20.99	(9)	1.10				
				Fin:	1:38.64	(9)				1.34	29.48	Avg:	79.20	
10	7	MOWINCKEL Ragnhild Head	NOR	Int1:	14.45	(31)	11-12:			0.28		Sp1	71.70	(32)
				Int2:			12-13:			0.99		Sp2	97.40	(8)
				Int3:	1:02.99	(15)	13-14:	14.92	(9)	1.36				
				Int4:	1:17.91	(14)	14-Fin:	20.95	(6)	1.56	34.24	Avg:	79.02	
				Fin:	1:38.86	(10)								
11	8	WEIDLE Kira Rossignol	GER	Int1:	14.29	(11)	11-12:	28.12	(10)	0.12		Sp1	76.71	(3)
				Int2:	42.41	(10)	12-13:	20.77	(23)	0.37		Sp2	97.00	(9)
				Int3:	1:03.18	(17)	13-14:	14.73	(5)	1.18				
				Int4:	1:17.91	(14)	14-Fin:	20.97	(7)	1.36				
				Fin:	1:38.88	(11)				1.58	34.67	Avg:	79.00	
12	12	MIRADOLI Romane Dynastar	FRA	Int1:	14.46	(33)	11-12:	28.33	(15)	0.29		Sp1	74.14	(19)
				Int2:	42.79	(20)	12-13:	20.08	(3)	0.75		Sp2	83.10	(33)
				Int3:	1:02.87	(12)	13-14:	14.94	(11)	0.87				
				Int4:	1:17.81	(11)	14-Fin:	21.13	(14)	1.26				
				Fin:	1:38.94	(12)				1.64	35.97	Avg:	78.96	
13	23	MUZAFERIJA Elvedina Atomic	BIH	Int1:	14.30	(13)	11-12:	27.85	(4)	0.13		Sp1	73.75	(21)
				Int2:	42.15	(4)	12-13:	20.08	(3)	0.11		Sp2	91.90	(25)
				Int3:	1:02.23	(2)	13-14:	14.92	(9)	0.23				
				Int4:	1:17.15	(3)	14-Fin:	21.94	(31)	0.60				
				Fin:	1:39.09	(13)				1.79	39.20	Avg:	78.84	
14	5	GISIN Michelle Salomon	SUI	Int1:	14.17	(1)	11-12:	28.52	(24)	0.00		Sp1	77.06	(2)
				Int2:	42.69	(14)	12-13:	20.22	(9)	0.65		Sp2	82.60	(34)
				Int3:	1:02.91	(14)	13-14:	15.12	(19)	0.91				
				Int4:	1:18.03	(16)	14-Fin:	21.08	(12)	1.48				
				Fin:	1:39.11	(14)				1.81	39.63	Avg:	78.82	
15	11	BASSINO Marta Salomon	ITA	Int1:	14.35	(22)	11-12:	28.29	(14)	0.18		Sp1	76.66	(5)
				Int2:	42.64	(13)	12-13:	20.54	(18)	0.60		Sp2	81.10	(35)
				Int3:	1:03.18	(17)	13-14:	14.91	(8)	1.18				
				Int4:	1:18.09	(17)	14-Fin:	21.13	(14)	1.54				
				Fin:	1:39.22	(15)				1.92	41.99	Avg:	78.73	
16	26	SUTER Jasmina Stoeckli	SUI	Int1:	14.41	(28)	11-12:	28.39	(19)	0.24		Sp1	75.62	(8)
				Int2:	42.80	(23)	12-13:	20.37	(12)	0.76		Sp2	95.60	(15)
				Int3:	1:03.17	(16)	13-14:	14.73	(5)	1.17				
				Int4:	1:17.90	(13)	14-Fin:	21.39	(18)	1.35				
				Fin:	1:39.29	(16)				1.99	43.49	Avg:	78.68	
17	30	AICHER Emma Head	GER	Int1:	14.25	(9)	11-12:	28.56	(25)	0.08		Sp1	75.47	(10)
				Int2:	42.81	(24)	12-13:	20.53	(17)	0.77		Sp2	98.10	(6)
				Int3:	1:03.34	(20)	13-14:	15.02	(14)	1.34				
				Int4:	1:18.36	(19)	14-Fin:	21.01	(10)	1.81				
				Fin:	1:39.37	(17)				2.07	45.20	Avg:	78.62	
18	16	MELESI Roberta Dynastar	ITA	Int1:	14.28	(10)	11-12:	28.65	(26)	0.11		Sp1	74.43	(18)
				Int2:	42.93	(26)	12-13:	20.38	(14)	0.89		Sp2	95.00	(16)
				Int3:	1:03.31	(19)	13-14:	15.14	(21)	1.31				
				Int4:	1:18.45	(20)	14-Fin:	21.32	(17)	1.90				
				Fin:	1:39.77	(18)				2.47	53.72	Avg:	78.30	



PERFORMANCE ANALYSIS BY RANK

Number of Competitors: 37 Number of NSAs: 12

Rank	Bib	Name Ski	NSA Code	Positions			Partials		Difference		Speed			
				Pos	Time	Rank	Pos	Time	Rank	Time	Dist.(m)	Pos.	(km/h)	Rank
19	20	STUHEC Ilka Kaestle	SLO	Int1:	14.19	(2)	11-12:	28.68	(29)	0.02		Sp1	73.32	(26)
				Int2:	42.87	(25)	12-13:	20.90	(31)	0.83		Sp2	99.70	(4)
				Int3:	1:03.77	(27)	13-14:	15.07	(17)	1.77				
				Int4:	1:18.84	(23)	14-Fin:	21.10	(13)	2.29				
				Fin:	1:39.94	(19)				2.64	57.32	Avg:	78.17	
20	28	DURRER Delia Head	SUI	Int1:	14.21	(4)	11-12:	27.99	(7)	0.04		Sp1	74.87	(13)
				Int2:	42.20	(5)	12-13:	20.64	(20)	0.16		Sp2	94.50	(17)
				Int3:	1:02.84	(11)	13-14:	15.29	(25)	0.84				
				Int4:	1:18.13	(18)	14-Fin:	21.86	(29)	1.58				
				Fin:	1:39.99	(20)				2.69	58.38	Avg:	78.13	
21	29	GRITSCH Franziska Head	AUT	Int1:	14.42	(29)	11-12:	28.37	(16)	0.25		Sp1	70.52	(37)
				Int2:	42.79	(20)	12-13:	20.64	(20)	0.75		Sp2	96.60	(12)
				Int3:	1:03.43	(23)	13-14:	15.14	(21)	1.43				
				Int4:	1:18.57	(21)	14-Fin:	21.65	(26)	2.02				
				Fin:	1:40.22	(21)				2.92	63.22	Avg:	77.95	
22	17	PIROVANO Laura Head	ITA	Int1:	14.37	(26)	11-12:	28.65	(26)	0.20		Sp1	72.04	(31)
				Int2:	43.02	(29)	12-13:	20.86	(28)	0.98		Sp2	94.50	(17)
				Int3:	1:03.88	(30)	13-14:	14.97	(12)	1.88				
				Int4:	1:18.85	(24)	14-Fin:	21.45	(20)	2.30				
				Fin:	1:40.30	(22)				3.00	64.91	Avg:	77.89	
23	21	NUFER Priska Dynastar	SUI	Int1:	14.33	(21)	11-12:	28.70	(30)	0.16		Sp1	72.84	(29)
				Int2:	43.03	(30)	12-13:	20.82	(26)	0.99		Sp2	84.90	(32)
				Int3:	1:03.85	(29)	13-14:	15.04	(16)	1.85				
				Int4:	1:18.89	(25)	14-Fin:	21.45	(20)	2.34				
				Fin:	1:40.34	(23)				3.04	65.74	Avg:	77.86	
24	40	MANGAN Tricia Head	USA	Int1:	14.32	(18)	11-12:	28.77	(32)	0.15		Sp1	73.81	(20)
				Int2:	43.09	(32)	12-13:	20.42	(15)	1.05		Sp2	95.80	(14)
				Int3:	1:03.51	(24)	13-14:	15.46	(31)	1.51				
				Int4:	1:18.97	(28)	14-Fin:	21.49	(22)	2.42				
				Fin:	1:40.46	(24)				3.16	68.26	Avg:	77.76	
25	36	HAASER Ricarda Fischer	AUT	Int1:	14.36	(23)	11-12:	28.43	(19)	0.19		Sp1	73.09	(28)
				Int2:	42.79	(20)	12-13:	20.82	(26)	0.75		Sp2	92.00	(24)
				Int3:	1:03.61	(26)	13-14:	15.28	(24)	1.61				
				Int4:	1:18.89	(25)	14-Fin:	21.59	(24)	2.34				
				Fin:	1:40.48	(25)				3.18	68.68	Avg:	77.75	
26	32	RUNGGALDIER Teresa Head	ITA	Int1:	14.49	(35)	11-12:	28.25	(13)	0.32		Sp1	74.54	(15)
				Int2:	42.74	(18)	12-13:	20.66	(22)	0.70		Sp2	92.20	(23)
				Int3:	1:03.40	(22)	13-14:	15.49	(33)	1.40				
				Int4:	1:18.89	(25)	14-Fin:	21.60	(25)	2.34				
				Fin:	1:40.49	(26)				3.19	68.89	Avg:	77.74	
27	9	PUCHNER Mirjam Atomic	AUT	Int1:	14.20	(3)	11-12:	27.84	(2)	0.03		Sp1	75.15	(12)
				Int2:	42.04	(1)	12-13:	20.52	(16)	0.00		Sp2	79.30	(36)
				Int3:	1:02.56	(7)	13-14:	15.32	(26)	0.56				
				Int4:	1:17.88	(12)	14-Fin:	22.84	(37)	1.33				
				Fin:	1:40.72	(27)				3.42	73.68	Avg:	77.56	
28	37	GASIENICA-DANIEL Maryna Atomic	POL	Int1:	14.40	(27)	11-12:	28.37	(16)	0.23		Sp1	73.72	(22)
				Int2:	42.77	(19)	12-13:	20.62	(18)	0.73		Sp2	93.60	(20)
				Int3:	1:03.39	(21)	13-14:	15.26	(23)	1.39				
				Int4:	1:18.65	(22)	14-Fin:	22.22	(34)	2.10				
				Fin:	1:40.87	(28)				3.57	76.80	Avg:	77.45	



PERFORMANCE ANALYSIS BY RANK

Number of Competitors: 37 Number of NSAs: 12

Rank	Bib	Name	NSA Code	Positions			Partials		Difference		Speed		
				Pos	Time	Rank	Pos	Time	Rank	Time	Dist.(m)	Pos.	(km/h)
37	33	HIRTL-STANGGASSINGER Kaestle	GER	Int1:	14.62	(37)	11-12:	29.12	(36)	0.45	Sp1	74.67	(14)
				Int2:	43.74	(36)	12-13:	21.34	(36)	1.70	Sp2	101.60	(2)
				Int3:	1:05.08	(37)	13-14:	15.55	(35)	3.08			
				Int4:	1:20.63	(37)	14-Fin:	21.92	(30)	4.08			
				Fin:	1:42.55	(37)				5.25	111.09	Avg:	76.18



8th Women's Super-G

PERFORMANCE ANALYSIS BY BIB

Number of Competitors: 48 Number of NSAs: 13

Bib	Name Ski	NSA Code	Positions			Partials		Difference		Speed			
			Pos	Time	Rank	Pos	Time	Rank	Time	Dist.(m)	Pos.	(km/h)	Rank
1	GAUCHE Laura Head	FRA	Int1:	14.40	(28)	11-12:	27.94	(5)	0.23		Sp1	72.87	(30)
			Int2:	42.34	(9)	12-13:	20.27	(11)	0.30		Sp2	101.70	(2)
			Int3:	1:02.61	(11)	13-14:	14.87	(8)	0.61				
			Int4:	1:17.48	(7)	14-Fin:			0.93				
			Fin:	DNF									
2	MACUGA Lauren Rossignol	USA	Int1:	14.31	(17)	11-12:	28.05	(10)	0.14		Sp1	75.62	(8)
			Int2:	42.36	(10)	12-13:	20.18	(8)	0.32		Sp2	106.00	(1)
			Int3:	1:02.54	(6)	13-14:	14.98	(14)	0.54				
			Int4:	1:17.52	(8)	14-Fin:	20.68	(1)	0.97				
			Fin:	1:38.20	(5)				0.90	19.89	Avg:	79.55	
3	RAEDLER Ariane Head	AUT	Int1:	14.30	(13)	11-12:	27.95	(6)	0.13		Sp1	77.13	(1)
			Int2:	42.25	(7)	12-13:	20.23	(10)	0.21		Sp2	98.60	(6)
			Int3:	1:02.48	(4)	13-14:	15.08	(19)	0.48				
			Int4:	1:17.56	(9)	14-Fin:	21.07	(11)	1.01				
			Fin:	1:38.63	(8)				1.33	29.26	Avg:	79.21	
4	ROBINSON Alice Salomon	NZL	Int1:	14.36	(23)	11-12:	28.37	(18)	0.19		Sp1	73.40	(25)
			Int2:	42.73	(18)	12-13:	20.14	(5)	0.69		Sp2	85.40	(33)
			Int3:	1:02.87	(13)	13-14:	14.78	(7)	0.87				
			Int4:	1:17.65	(11)	14-Fin:	20.99	(9)	1.10				
			Fin:	1:38.64	(9)				1.34	29.48	Avg:	79.20	
5	GISIN Michelle Salomon	SUI	Int1:	14.17	(1)	11-12:	28.52	(28)	0.00		Sp1	77.06	(2)
			Int2:	42.69	(16)	12-13:	20.22	(9)	0.65		Sp2	82.60	(36)
			Int3:	1:02.91	(15)	13-14:	15.12	(20)	0.91				
			Int4:	1:18.03	(17)	14-Fin:	21.08	(12)	1.48				
			Fin:	1:39.11	(14)				1.81	39.63	Avg:	78.82	
6	VENIER Stephanie Head	AUT	Int1:	14.36	(23)	11-12:	27.74	(1)	0.19		Sp1	73.16	(28)
			Int2:	42.10	(3)	12-13:	20.16	(7)	0.06		Sp2	93.80	(20)
			Int3:	1:02.26	(3)	13-14:	15.13	(21)	0.26				
			Int4:	1:17.39	(6)	14-Fin:	21.17	(16)	0.84				
			Fin:	1:38.56	(6)				1.26	27.74	Avg:	79.26	
7	MOWINCKEL Ragnhild Head	NOR	Int1:	14.45	(34)	11-12:			0.28		Sp1	71.70	(35)
			Int2:			12-13:					Sp2	97.40	(9)
			Int3:	1:02.99	(16)	13-14:	14.92	(10)	0.99				
			Int4:	1:17.91	(15)	14-Fin:	20.95	(6)	1.36				
			Fin:	1:38.86	(10)				1.56	34.24	Avg:	79.02	
8	WEIDLE Kira Rossignol	GER	Int1:	14.29	(11)	11-12:	28.12	(12)	0.12		Sp1	76.71	(3)
			Int2:	42.41	(11)	12-13:	20.77	(25)	0.37		Sp2	97.00	(10)
			Int3:	1:03.18	(18)	13-14:	14.73	(5)	1.18				
			Int4:	1:17.91	(15)	14-Fin:	20.97	(7)	1.36				
			Fin:	1:38.88	(11)				1.58	34.67	Avg:	79.00	

PERFORMANCE ANALYSIS BY BIB

Number of Competitors: 48 Number of NSAs: 13

Bib	Name Ski	NSA Code	Positions			Partials		Difference		Speed			
			Pos	Time	Rank	Pos	Time	Rank	Time	Dist.(m)	Pos.	(km/h)	Rank
9	PUCHNER Mirjam Atomic	AUT	Int1:	14.20	(3)	11-12:	27.84	(2)	0.03		Sp1	75.15	(12)
			Int2:	42.04	(1)	12-13:	20.52	(17)	0.00		Sp2	79.30	(38)
			Int3:	1:02.56	(7)	13-14:	15.32	(27)	0.56				
			Int4:	1:17.88	(13)	14-Fin:	22.84	(37)	1.33				
			Fin:	1:40.72	(27)				3.42	73.68	Avg:	77.56	
10	BRIGNONE Federica Rossignol	ITA	Int1:	14.23	(7)	11-12:	27.84	(2)	0.06		Sp1	76.55	(6)
			Int2:	42.07	(2)	12-13:	19.93	(1)	0.03		Sp2	86.80	(31)
			Int3:	1:02.00	(1)	13-14:	14.55	(2)	0.00				
			Int4:	1:16.55	(1)	14-Fin:	20.75	(2)	0.00				
			Fin:	1:37.30	(1)				0.00	0.00	Avg:	80.29	
11	BASSINO Marta Salomon	ITA	Int1:	14.35	(22)	11-12:	28.29	(16)	0.18		Sp1	76.66	(5)
			Int2:	42.64	(15)	12-13:	20.54	(19)	0.60		Sp2	81.10	(37)
			Int3:	1:03.18	(18)	13-14:	14.91	(9)	1.18				
			Int4:	1:18.09	(18)	14-Fin:	21.13	(14)	1.54				
			Fin:	1:39.22	(15)				1.92	41.99	Avg:	78.73	
12	MIRADOLI Romane Dynastar	FRA	Int1:	14.46	(36)	11-12:	28.33	(17)	0.29		Sp1	74.14	(20)
			Int2:	42.79	(22)	12-13:	20.08	(3)	0.75		Sp2	83.10	(35)
			Int3:	1:02.87	(13)	13-14:	14.94	(12)	0.87				
			Int4:	1:17.81	(12)	14-Fin:	21.13	(14)	1.26				
			Fin:	1:38.94	(12)				1.64	35.97	Avg:	78.96	
13	HUETTER Cornelia Head	AUT	Int1:	14.24	(8)	11-12:	27.97	(7)	0.07		Sp1	74.50	(16)
			Int2:	42.21	(6)	12-13:	20.37	(13)	0.17		Sp2	98.00	(8)
			Int3:	1:02.58	(9)	13-14:	15.02	(15)	0.58				
			Int4:	1:17.60	(10)	14-Fin:	20.97	(7)	1.05				
			Fin:	1:38.57	(7)				1.27	27.96	Avg:	79.25	
14	LIE Kajsa Vickhoff Head	NOR	Int1:	14.30	(13)	11-12:	28.13	(14)	0.13		Sp1	73.60	(24)
			Int2:	42.43	(12)	12-13:	20.14	(5)	0.39		Sp2	100.00	(4)
			Int3:	1:02.57	(8)	13-14:	14.67	(3)	0.57				
			Int4:	1:17.24	(4)	14-Fin:	20.91	(4)	0.69				
			Fin:	1:38.15	(4)				0.85	18.79	Avg:	79.59	
15	GUT-BEHRAMI Lara Head	SUI	Int1:	14.32	(18)	11-12:	28.12	(12)	0.15		Sp1	71.18	(37)
			Int2:	42.44	(13)	12-13:	20.05	(2)	0.40		Sp2	88.20	(30)
			Int3:	1:02.49	(5)	13-14:	14.51	(1)	0.49				
			Int4:	1:17.00	(2)	14-Fin:	20.91	(4)	0.45				
			Fin:	1:37.91	(2)				0.61	13.52	Avg:	79.79	
16	MELESI Roberta Dynastar	ITA	Int1:	14.28	(10)	11-12:	28.65	(30)	0.11		Sp1	74.43	(18)
			Int2:	42.93	(30)	12-13:	20.38	(15)	0.89		Sp2	95.00	(17)
			Int3:	1:03.31	(20)	13-14:	15.14	(22)	1.31				
			Int4:	1:18.45	(21)	14-Fin:	21.32	(17)	1.90				
			Fin:	1:39.77	(18)				2.47	53.72	Avg:	78.30	
17	PIROVANO Laura Head	ITA	Int1:	14.37	(26)	11-12:	28.65	(30)	0.20		Sp1	72.04	(33)
			Int2:	43.02	(33)	12-13:	20.86	(30)	0.98		Sp2	94.50	(18)
			Int3:	1:03.88	(32)	13-14:	14.97	(13)	1.88				
			Int4:	1:18.85	(25)	14-Fin:	21.45	(20)	2.30				
			Fin:	1:40.30	(22)				3.00	64.91	Avg:	77.89	
18	AGER Christina Atomic	AUT	Int1:	14.29	(11)	11-12:	28.44	(24)	0.12		Sp1	76.71	(3)
			Int2:	42.73	(18)	12-13:	21.17	(37)	0.69		Sp2	92.60	(23)
			Int3:	1:03.90	(34)	13-14:	15.32	(27)	1.90				
			Int4:	1:19.22	(32)	14-Fin:	21.83	(27)	2.67				
			Fin:	1:41.05	(30)				3.75	80.53	Avg:	77.31	



PERFORMANCE ANALYSIS BY BIB

Number of Competitors: 48 Number of NSAs: 13

Bib	Name Ski	NSA Code	Positions			Partials		Difference		Speed			
			Pos	Time	Rank	Pos	Time	Rank	Time	Dist.(m)	Pos.	(km/h)	Rank
19	LEDECKA Ester Kaestle	CZE	Int1:	14.21	(4)	11-12:	28.09	(11)	0.04		Sp1	75.45	(11)
			Int2:	42.30	(8)	12-13:	20.29	(12)	0.26		Sp2	96.20	(14)
			Int3:	1:02.59	(10)	13-14:	14.70	(4)	0.59				
			Int4:	1:17.29	(5)	14-Fin:	20.80	(3)	0.74				
			Fin:	1:38.09	(3)				0.79	17.48	Avg:	79.64	
20	STUHEC Ilka Kaestle	SLO	Int1:	14.19	(2)	11-12:	28.68	(33)	0.02		Sp1	73.32	(27)
			Int2:	42.87	(28)	12-13:	20.90	(33)	0.83		Sp2	99.70	(5)
			Int3:	1:03.77	(29)	13-14:	15.07	(18)	1.77				
			Int4:	1:18.84	(24)	14-Fin:	21.10	(13)	2.29				
			Fin:	1:39.94	(19)				2.64	57.32	Avg:	78.17	
21	NUFER Priska Dynastar	SUI	Int1:	14.33	(21)	11-12:	28.70	(34)	0.16		Sp1	72.84	(31)
			Int2:	43.03	(34)	12-13:	20.82	(28)	0.99		Sp2	84.90	(34)
			Int3:	1:03.85	(31)	13-14:	15.04	(17)	1.85				
			Int4:	1:18.89	(27)	14-Fin:	21.45	(20)	2.34				
			Fin:	1:40.34	(23)				3.04	65.74	Avg:	77.86	
22	WRIGHT Isabella Atomic	USA	Int1:	14.44	(33)	11-12:	28.43	(22)	0.27		Sp1	69.76	(41)
			Int2:	42.87	(28)	12-13:	20.62	(20)	0.83		Sp2	86.50	(32)
			Int3:	1:03.49	(25)	13-14:	15.36	(30)	1.49				
			Int4:	1:18.85	(25)	14-Fin:			2.30				
			Fin:	DNF							Avg:		
23	MUZAFERIJA Elvedina Atomic	BIH	Int1:	14.30	(13)	11-12:	27.85	(4)	0.13		Sp1	73.75	(22)
			Int2:	42.15	(4)	12-13:	20.08	(3)	0.11		Sp2	91.90	(26)
			Int3:	1:02.23	(2)	13-14:	14.92	(10)	0.23				
			Int4:	1:17.15	(3)	14-Fin:	21.94	(31)	0.60				
			Fin:	1:39.09	(13)				1.79	39.20	Avg:	78.84	
24	JENAL Stephanie Atomic	SUI	Int1:	14.32	(18)	11-12:	28.76	(35)	0.15		Sp1	72.53	(32)
			Int2:	43.08	(35)	12-13:	20.80	(27)	1.04		Sp2	89.00	(29)
			Int3:	1:03.88	(32)	13-14:	15.47	(34)	1.88				
			Int4:	1:19.35	(33)	14-Fin:	22.22	(34)	2.80				
			Fin:	1:41.57	(34)				4.27	91.23	Avg:	76.91	
25	HEIDER Michaela Head	AUT	Int1:	14.50	(39)	11-12:	28.01	(9)	0.33		Sp1	71.83	(34)
			Int2:	42.51	(14)	12-13:			0.47				
			Int3:			13-14:							
			Int4:			14-Fin:							
			Fin:	DNF							Avg:		
26	SUTER Jasmina Stoeckli	SUI	Int1:	14.41	(30)	11-12:	28.39	(21)	0.24		Sp1	75.62	(8)
			Int2:	42.80	(25)	12-13:	20.37	(13)	0.76		Sp2	95.60	(16)
			Int3:	1:03.17	(17)	13-14:	14.73	(5)	1.17				
			Int4:	1:17.90	(14)	14-Fin:	21.39	(18)	1.35				
			Fin:	1:39.29	(16)				1.99	43.49	Avg:	78.68	
27	CLEMENT Karen Head	FRA	Int1:	14.37	(26)	11-12:	28.46	(25)	0.20		Sp1	74.20	(19)
			Int2:	42.83	(27)	12-13:			0.79				
			Int3:			13-14:							
			Int4:			14-Fin:							
			Fin:	DNF							Avg:		
28	DURRER Delia Head	SUI	Int1:	14.21	(4)	11-12:	27.99	(8)	0.04		Sp1	74.87	(13)
			Int2:	42.20	(5)	12-13:	20.64	(22)	0.16		Sp2	94.50	(18)
			Int3:	1:02.84	(12)	13-14:	15.29	(26)	0.84				
			Int4:	1:18.13	(19)	14-Fin:	21.86	(29)	1.58				
			Fin:	1:39.99	(20)				2.69	58.38	Avg:	78.13	



PERFORMANCE ANALYSIS BY BIB

Number of Competitors: 48 Number of NSAs: 13


Bib	Name Ski	NSA Code	Positions			Partials		Difference		Speed				
			Pos	Time	Rank	Pos	Time	Rank	Time	Dist.(m)	Pos.	(km/h)	Rank	
29	GRITSCH Franziska Head	AUT	Int1:	14.42	(31)	11-12:	28.37	(18)	0.25		Sp1	70.52	(40)	
			Int2:	42.79	(22)	12-13:	20.64	(22)	0.75		Sp2	96.60	(13)	
			Int3:	1:03.43	(24)	13-14:	15.14	(22)	1.43					
			Int4:	1:18.57	(22)	14-Fin:	21.65	(26)	2.02					
			Fin:	1:40.22	(21)				2.92	63.22	Avg:	77.95		
30	AICHER Emma Head	GER	Int1:	14.25	(9)	11-12:	28.56	(29)	0.08		Sp1	75.47	(10)	
			Int2:	42.81	(26)	12-13:	20.53	(18)	0.77		Sp2	98.10	(7)	
			Int3:	1:03.34	(21)	13-14:	15.02	(15)	1.34					
			Int4:	1:18.36	(20)	14-Fin:	21.01	(10)	1.81					
			Fin:	1:39.37	(17)				2.07	45.20	Avg:	78.62		
31	FEST Nadine Salomon	AUT	Int1:	14.51	(40)	11-12:	28.99	(39)	0.34		Sp1	70.87	(38)	
			Int2:	43.50	(39)	12-13:	20.79	(26)	1.46		Sp2	93.60	(21)	
			Int3:	1:04.29	(37)	13-14:	15.41	(31)	2.29					
			Int4:	1:19.70	(37)	14-Fin:	21.40	(19)	3.15					
			Fin:	1:41.10	(31)				3.80	81.56	Avg:	77.27		
32	RUNGGALDIER Teresa Head	ITA	Int1:	14.49	(38)	11-12:	28.25	(15)	0.32		Sp1	74.54	(15)	
			Int2:	42.74	(20)	12-13:	20.66	(24)	0.70		Sp2	92.20	(24)	
			Int3:	1:03.40	(23)	13-14:	15.49	(35)	1.40					
			Int4:	1:18.89	(27)	14-Fin:	21.60	(25)	2.34					
			Fin:	1:40.49	(26)				3.19	68.89	Avg:	77.74		
33	HIRTL-STANGGASSINGER Katrin Kaestle	GER	Int1:	14.62	(41)	11-12:	29.12	(40)	0.45		Sp1	74.67	(14)	
			Int2:	43.74	(40)	12-13:	21.34	(38)	1.70		Sp2	101.60	(3)	
			Int3:	1:05.08	(39)	13-14:	15.55	(37)	3.08					
			Int4:	1:20.63	(39)	14-Fin:	21.92	(30)	4.08					
			Fin:	1:42.55	(37)				5.25	111.09	Avg:	76.18		
34	SCHEYER Christine Head	AUT	Int1:	14.30	(13)	11-12:	28.65	(30)	0.13		Sp1	70.77	(39)	
			Int2:	42.95	(31)	12-13:	21.10	(36)	0.91		Sp2	91.20	(27)	
			Int3:	1:04.05	(35)	13-14:	15.41	(31)	2.05					
			Int4:	1:19.46	(35)	14-Fin:	21.84	(28)	2.91					
			Fin:	1:41.30	(33)				4.00	85.69	Avg:	77.12		
35	WECHNER Lena Atomic	AUT	Int1:	14.47	(37)	11-12:	28.49	(27)	0.30		Sp1	71.41	(36)	
			Int2:	42.96	(32)	12-13:	20.86	(30)	0.92		Sp2	91.00	(28)	
			Int3:	1:03.82	(30)	13-14:	15.55	(37)	1.82					
			Int4:	1:19.37	(34)	14-Fin:	21.50	(23)	2.82					
			Fin:	1:40.87	(28)				3.57	76.80	Avg:	77.45		
36	HAASER Ricarda Fischer	AUT	Int1:	14.36	(23)	11-12:	28.43	(22)	0.19		Sp1	73.09	(29)	
			Int2:	42.79	(22)	12-13:	20.82	(28)	0.75		Sp2	92.00	(25)	
			Int3:	1:03.61	(28)	13-14:	15.28	(25)	1.61					
			Int4:	1:18.89	(27)	14-Fin:	21.59	(24)	2.34					
			Fin:	1:40.48	(25)				3.18	68.68	Avg:	77.75		
37	GASIENICA-DANIEL Maryna Atomic	POL	Int1:	14.40	(28)	11-12:	28.37	(18)	0.23		Sp1	73.72	(23)	
			Int2:	42.77	(21)	12-13:	20.62	(20)	0.73		Sp2	93.60	(21)	
			Int3:	1:03.39	(22)	13-14:	15.26	(24)	1.39					
			Int4:	1:18.65	(23)	14-Fin:	22.22	(34)	2.10					
			Fin:	1:40.87	(28)				3.57	76.80	Avg:	77.45		
38	CERUTTI Camille Atomic	FRA	Int1:	14.42	(31)	11-12:	28.79	(37)	0.25		Sp1	75.92	(7)	
			Int2:	43.21	(37)	12-13:	21.05	(35)	1.17		Sp2	96.80	(11)	
			Int3:	1:04.26	(36)	13-14:	15.54	(36)	2.26					
			Int4:	1:19.80	(38)	14-Fin:	22.11	(33)	3.25					
			Fin:	1:41.91	(35)				4.61	98.16	Avg:	76.66		



PERFORMANCE ANALYSIS BY BIB

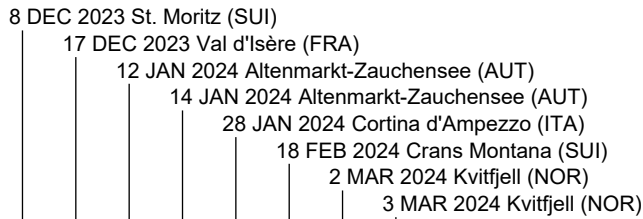
Number of Competitors: 48 Number of NSAs: 13

Bib	Name Ski	NSA Code	Positions			Partials		Difference		Speed			
			Pos	Time	Rank	Pos	Time	Rank	Time	Dist.(m)	Pos.	(km/h)	Rank
39	DELAGO Nicol Atomic	ITA	Int1:	14.45	(34)	I1-I2:	28.93	(38)	0.28		Sp1	73.37	(26)
			Int2:	43.38	(38)	I2-I3:	20.94	(34)	1.34		Sp2	96.70	(12)
			Int3:	1:04.32	(38)	I3-I4:	15.34	(29)	2.32				
			Int4:	1:19.66	(36)	I4-Fin:	22.73	(36)	3.11				
			Fin:	1:42.39	(36)				5.09	107.87	Avg:	76.30	
40	MANGAN Tricia Head	USA	Int1:	14.32	(18)	I1-I2:	28.77	(36)	0.15		Sp1	73.81	(21)
			Int2:	43.09	(36)	I2-I3:	20.42	(16)	1.05		Sp2	95.80	(15)
			Int3:	1:03.51	(26)	I3-I4:	15.46	(33)	1.51				
			Int4:	1:18.97	(30)	I4-Fin:	21.49	(22)	2.42				
			Fin:	1:40.46	(24)				3.16	68.26	Avg:	77.76	
41	WILES Jacqueline Rossignol	USA	Int1:	14.22	(6)	I1-I2:	28.48	(26)	0.05		Sp1	74.47	(17)
			Int2:	42.70	(17)	I2-I3:	20.87	(32)	0.66		Sp2	75.40	(39)
			Int3:	1:03.57	(27)	I3-I4:	15.55	(37)	1.57				
			Int4:	1:19.12	(31)	I4-Fin:	22.02	(32)	2.57				
			Fin:	1:41.14	(32)				3.84	82.39	Avg:	77.24	
42	CASHMAN Keely Head	USA	Int1:			I1-I2:							
			Int2:			I2-I3:							
			Int3:			I3-I4:							
			Int4:			I4-Fin:							
			Fin:	DNS									
43	KOLLY Noemie Stoeckli	SUI	Int1:			I1-I2:							
			Int2:			I2-I3:							
			Int3:			I3-I4:							
			Int4:			I4-Fin:							
			Fin:	DNS									
44	MAIER Sabrina Atomic	AUT	Int1:			I1-I2:							
			Int2:			I2-I3:							
			Int3:			I3-I4:							
			Int4:			I4-Fin:							
			Fin:	DNS									
45	HOERNBLAD Lisa Fischer	SWE	Int1:			I1-I2:							
			Int2:			I2-I3:							
			Int3:			I3-I4:							
			Int4:			I4-Fin:							
			Fin:	DNS									
46	DELAGO Nadia Atomic	ITA	Int1:			I1-I2:							
			Int2:			I2-I3:							
			Int3:			I3-I4:							
			Int4:			I4-Fin:							
			Fin:	DNS									
47	ERRARD Anouck Salomon	FRA	Int1:			I1-I2:							
			Int2:			I2-I3:							
			Int3:			I3-I4:							
			Int4:			I4-Fin:							
			Fin:	DNS									
48	THALER Sara Rossignol	ITA	Int1:			I1-I2:							
			Int2:			I2-I3:							
			Int3:			I3-I4:							
			Int4:			I4-Fin:							
			Fin:	DNS									



Kvitfjell (NOR)

8th Women's Super-G

FIS WORLD CUP STANDINGS


Number of Competitors: 58, Number of NSAs: 14

Rank	FIS Code	Name	NSA Code	1	2	3	4	5	6	7	8	WC Points	Diff.
1	516138	GUT-BEHRAMI Lara	SUI	60	-	60	100	100	40	100	80	540	
2	56128	HUETTER Cornelia	AUT	80	50	100	80	-	45	80	36	471	69
3	297601	BRIGNONE Federica	ITA	45	100	50	22	29	80	40	100	466	74
4	56177	VENIER Stephanie	AUT	40	-	32	14	80	100	24	40	330	210
5	426257	LIE Kajsa Vickhoff	NOR	13	80	80	18	-	36	-	50	277	263
6	56125	PUCHNER Mirjam	AUT	26	20	36	60	36	20	60	4	262	278
7	298323	GOGGIA Sofia	ITA	100	60	-	32	45	-	-	-	237	303
8	299276	BASSINO Marta	ITA	36	-	45	2	40	60	16	16	215	325
8	425929	MOWINCKEL Ragnhild	NOR	29	22	16	50	50	-	22	26	215	325
10	197497	MIRADOLI Romane	FRA	-	13	5	29	60	50	14	22	193	347
11	155763	LEDECKA Ester	CZE	8	-	13	24	-	32	50	60	187	353
12	206668	WEIDLE Kira	GER	5	29	18	-	26	29	50	24	181	359
13	6536821	MACUGA Lauren	USA	1	14	-	26	16	12	36	45	150	390
14	516284	GISIN Michelle	SUI	11	45	16	45	-	8	-	18	143	397
15	415232	ROBINSON Alice	NZL	24	-	6	10	32	16	18	29	135	405
16	197641	GAUCHE Laura	FRA	22	-	12	36	24	26	12	-	132	408
17	56256	RAEDLER Ariane	AUT	16	15	40	-	-	22	-	32	125	415
17	299624	PIROVANO Laura	ITA	15	36	7	12	22	24	-	9	125	415
19	299383	MELESI Roberta	ITA	2	10	2	40	-	20	11	13	98	442
20	516319	SUTER Corinne	SUI	32	24	20	20	-	-	-	-	96	444
21	516185	HAEHLEN Joana	SUI	20	40	29	5	-	-	-	-	94	446
22	516248	FLURY Jasmine	SUI	14	32	26	-	20	-	-	-	92	448
23	715171	MUZAFERJIA Elvedina	BIH	-	-	-	-	18	15	29	20	82	458
24	56258	AGER Christina	AUT	12	18	9	-	9	3	26	1	78	462
25	516394	SUTER Jasmina	SUI	-	9	3	15	12	10	6	15	70	470
26	565360	STUHEC Ilka	SLO	-	16	-	-	-	-	32	12	60	480
27	516219	NUFER Priska	SUI	5	6	14	7	8	6	2	8	56	484
28	507168	AICHER Emma	GER	-	26	-	-	-	4	8	14	52	488
29	6535237	SHIFFRIN Mikaela	USA	50	-	-	-	-	-	-	-	50	490
30	516705	DURRER Delia	SUI	10	-	-	11	6	-	10	11	48	492
31	107613	GRENIER Valerie	CAN	18	-	24	-	-	-	-	-	42	498
31	56268	HEIDER Michaela	AUT	-	11	9	6	-	13	3	-	42	498
33	198029	SMADJA CLEMENT Karen	FRA	-	-	-	-	7	11	15	-	33	507
34	6295152	RUNGGALDIER Teresa	ITA	-	7	-	-	-	-	20	5	32	508
35	56392	GRITSCH Franziska	AUT	-	-	4	16	-	-	-	10	30	510
35	435334	GASIENICA-DANI.	POL	9	-	11	-	-	-	7	3	30	510
37	6535791	WRIGHT Isabella	USA	-	-	1	-	-	14	13	-	28	512
38	56174	HAASER Ricarda	AUT	-	-	-	-	14	7	-	6	27	513
39	56198	SCHEYER Christine	AUT	-	2	-	13	4	5	-	-	24	516
39	56519	WECHNER Lena	AUT	-	13	-	4	-	-	4	3	24	516
41	197956	CERUTTI Camille	FRA	-	3	-	9	10	1	-	-	23	517
42	516517	JENAL Stephanie	SUI	-	-	22	-	-	-	-	-	22	518
43	299466	DELAGO Nicol	ITA	-	1	-	3	11	-	5	-	20	520
44	56417	FEST Nadine	AUT	6	-	-	-	1	3	9	-	19	521
45	6535765	MANGAN Tricia	USA	-	-	-	-	-	10	-	7	17	523
46	516521	KOLLY Noemie	SUI	-	-	-	-	15	-	-	-	15	525
47	6295745	BERNARDI Vicky	ITA	-	-	-	-	13	-	-	-	13	527
47	506701	HOERNBLAD Lisa	SWE	-	-	-	8	5	-	-	-	13	527
49	539536	WILES Jacqueline	USA	-	-	10	-	-	-	-	-	10	530
50	56217	BRUNNER Stephanie	AUT	-	8	-	-	-	-	-	-	8	532
51	6536213	CASHMAN Keely	USA	7	-	-	-	-	-	-	-	7	533
52	516519	SUTER Juliana	SUI	-	5	-	-	-	-	-	-	5	535

Kvitfjell (NOR)



8th Women's Super-G

FIS WORLD CUP STANDINGS



Number of Competitors: 58, Number of NSAs: 14

Rank	FIS Code	Name	NSA Code	1	2	3	4	5	6	7	8	WC Points	Diff.
53	56224	MAIER Sabrina	AUT	-	4	-	-	-	-	-	-	4	536
54	299630	DELAGO Nadia	ITA	-	-	-	-	3	-	-	-	3	537
54	56311	REISINGER Elisabeth	AUT	3	-	-	-	-	-	-	-	3	537
56	56471	NIEDERWIESER Michelle	AUT	-	-	-	2	-	-	-	-	2	538
56	108077	GRAY Cassidy	CAN	-	-	-	-	2	-	-	-	2	538
58	6296280	THALER Sara	ITA	-	-	-	-	-	-	1	-	1	539

Legend:				
-	No points	Diff.	Difference	WC World Cup

Kvitfjell (NOR)
8th Women's Super-G
OVERALL FIS WORLD CUP STANDINGS

Number of Competitors: 125, Number of NSAs: 22

Rank	FIS Code	Name	NSA Code	WC Points	Diff.	DH 7 races	SL 9 races	GS 9 races	SG 8 races	AC 0 races	PAR 0 races
1	516138	GUT-BEHRAMI Lara	SUI	1594		369 (1)	-	685 (1)	540 (1)	-	-
2	297601	BRIGNONE Federica	ITA	1268	326	252 (6)	-	550 (2)	466 (3)	-	-
3	6535237	SHIFFRIN Mikaela	USA	1209	385	100 (20)	630 (1)	429 (4)	50 (29)	-	-
4	705423	VLHOVA Petra	SVK	802	792	-	505 (2)	297 (7)	-	-	-
5	298323	GOGGIA Sofia	ITA	792	802	350 (2)	-	205 (10)	237 (7)	-	-
6	506399	HECTOR Sara	SWE	780	814	-	299 (5)	481 (3)	-	-	-
7	56128	HUETTER Cornelia	AUT	768	826	297 (4)	-	-	471 (2)	-	-
8	299276	BASSINO Marta	ITA	660	934	236 (7)	-	209 (9)	215 (8)	-	-
9	56177	VENIER Stephanie	AUT	631	963	301 (3)	-	-	330 (4)	-	-
10	516284	GISIN Michelle	SUI	611	983	80 (22)	332 (4)	56 (28)	143 (14)	-	-
11	425929	MOWINCKEL Ragnhild	NOR	580	1014	200 (9)	-	165 (14)	215 (8)	-	-
12	415232	ROBINSON Alice	NZL	552	1042	5 (45)	-	412 (5)	135 (15)	-	-
13	426257	LIE Kajsa Vickhoff	NOR	484	1110	162 (13)	-	45 (33)	277 (5)	-	-
14	385116	LJUTIC Zrinka	CRO	480	1114	-	241 (8)	239 (8)	-	-	-
15	56125	PUCHNER Mirjam	AUT	473	1121	211 (8)	-	-	262 (6)	-	-
16	206355	DUERR Lena	GER	444	1150	-	442 (3)	2 (50)	-	-	-
17	107613	GRENIER Valerie	CAN	429	1165	60 (25)	-	327 (6)	42 (31)	-	-
18	539909	MOLTZAN Paula	USA	381	1213	-	211 (11)	170 (13)	-	-	-
19	516248	FLURY Jasmine	SUI	367	1227	275 (5)	-	-	92 (22)	-	-
20	56388	LIENSBERGER Katharina	AUT	347	1247	-	245 (7)	102 (20)	-	-	-
21	516562	RAST Camille	SUI	333	1261	-	236 (9)	97 (21)	-	-	-
22	299624	PIROVANO Laura	ITA	319	1275	194 (10)	-	-	125 (17)	-	-
23	206668	WEIDLE Kira	GER	312	1282	131 (18)	-	-	181 (12)	-	-
24	56256	RAEDLER Ariane	AUT	310	1284	185 (11)	-	-	125 (17)	-	-
25	197641	GAUCHE Laura	FRA	293	1301	161 (15)	-	-	132 (16)	-	-
26	506146	SWENN LARSSON Anna	SWE	290	1304	-	290 (6)	-	-	-	-
27	426193	STJERNESUND Th.	NOR	264	1330	-	62 (32)	202 (11)	-	-	-
28	155763	LEDECKA Ester	CZE	250	1344	63 (24)	-	-	187 (11)	-	-
29	6536392	HURT A J	USA	244	1350	-	66 (31)	178 (12)	-	-	-
30	197497	MIRADOLI Romane	FRA	240	1354	47 (32)	-	-	193 (10)	-	-
31	56392	GRITSCHE Franziska	AUT	234	1360	-	72 (28)	132 (17)	30 (35)	-	-
32	426100	HOLTMANN Mina Fuerst	NOR	224	1370	-	99 (20)	125 (18)	-	-	-
33	565360	STUHEC Ilka	SLO	222	1372	162 (13)	-	-	60 (26)	-	-
34	516185	HAEHLEN Joana	SUI	219	1375	125 (19)	-	-	94 (21)	-	-
35	56253	HUBER Katharina	AUT	212	1382	-	212 (10)	-	-	-	-
36	516528	MEILLARD Melanie	SUI	204	1390	-	167 (15)	37 (35)	-	-	-
37	107798	NULLMEYER Ali	CAN	198	1396	-	198 (12)	-	-	-	-
38	56315	TRUPPE Katharina	AUT	195	1399	-	180 (13)	15 (43)	-	-	-
39	6536821	MACUGA Lauren	USA	192	1402	42 (33)	-	-	150 (13)	-	-
40	516219	NUFER Priska	SUI	188	1406	132 (17)	-	-	56 (27)	-	-
41	56258	AGER Christina	AUT	176	1418	98 (21)	-	-	78 (24)	-	-
42	539536	WILES Jacqueline	USA	174	1420	164 (12)	-	-	10 (49)	-	-
43	385096	POPOVIC Leona	CRO	169	1425	-	169 (14)	-	-	-	-
44	299383	MELESI Roberta	ITA	160	1434	7 (42)	-	55 (30)	98 (19)	-	-
45	299466	DELAGO Nicol	ITA	158	1436	138 (16)	-	-	20 (43)	-	-
46	805009	COLTURI Lara	ALB	157	1437	-	78 (25)	79 (24)	-	-	-
47	507168	AICHER Emma	GER	155	1439	55 (27)	17 (47)	31 (37)	52 (28)	-	-
48	715171	MUZAFERIJA Elvedina	BIH	151	1443	69 (23)	-	-	82 (23)	-	-
48	565401	BUCIK Ana	SLO	151	1443	-	69 (29)	82 (23)	-	-	-
50	516319	SUTER Corinne	SUI	149	1445	53 (28)	-	-	96 (20)	-	-
51	56416	SCHEIB Julia	AUT	141	1453	-	-	141 (15)	-	-	-
52	56367	GALLHUBER Katharina	AUT	138	1456	-	138 (16)	-	-	-	-
53	516280	HOLDENER Wendy	SUI	135	1459	-	114 (17)	21 (40)	-	-	-
54	197651	DIREZ Clara	FRA	133	1461	-	-	133 (16)	-	-	-
55	565491	DVORNIK Neja	SLO	120	1474	-	80 (23)	40 (34)	-	-	-
55	435334	GASIENICA-DANI.	POL	120	1474	-	-	90 (22)	30 (35)	-	-
57	56217	BRUNNER Stephanie	AUT	115	1479	-	3 (56)	104 (19)	8 (50)	-	-
58	198215	POGNEAUX Chiara	FRA	110	1484	-	110 (18)	-	-	-	-
59	56174	HAASER Ricarda	AUT	105	1489	6 (44)	-	72 (26)	27 (38)	-	-
59	516705	DURRER Delia	SUI	105	1489	57 (26)	-	-	48 (30)	-	-
61	565463	SLOKAR Andreja	SLO	101	1493	-	101 (19)	-	-	-	-
62	555072	GERMANE Dzenifera	LAT	95	1499	-	95 (21)	-	-	-	-
63	516394	SUTER Jasmina	SUI	85	1509	4 (46)	-	11 (45)	70 (25)	-	-
64	6295152	RUNGGALDIER Teresa	ITA	82	1512	50 (30)	-	-	32 (34)	-	-

Kvitfjell (NOR)

8th Women's Super-G

OVERALL FIS WORLD CUP STANDINGS

Number of Competitors: 125, Number of NSAs: 22

Rank	FIS Code	Name	NSA Code	WC Points	Diff.	DH 7 races	SL 9 races	GS 9 races	SG 8 races	AC 0 races	PAR 0 races
64	299699	PETERLINI Martina	ITA	82	1512	-	82 (22)	-	-	-	-
66	516530	GOOD Nicole	SUI	79	1515	-	79 (24)	-	-	-	-
66	6535791	WRIGHT Isabella	USA	79	1515	51 (29)	-	-	28 (37)	-	-
68	426187	LYSDAHL Kristin	NOR	76	1518	-	51 (36)	25 (38)	-	-	-
69	107427	ST-GERMAIN Laurence	CAN	75	1519	-	75 (26)	-	-	-	-
69	108461	RICHARDSON Britt	CAN	75	1519	-	-	75 (25)	-	-	-
71	56198	SCHEYER Christine	AUT	74	1520	50 (30)	-	-	24 (39)	-	-
72	155728	DUBOVSKA Martina	CZE	73	1521	-	73 (27)	-	-	-	-
73	6295165	ROSSETTI Marta	ITA	67	1527	-	67 (30)	-	-	-	-
74	198176	LAMURE Marie	FRA	60	1534	-	60 (33)	-	-	-	-
75	6295186	PLATINO Elisa	ITA	58	1536	-	-	58 (27)	-	-	-
76	516268	WILD Simone	SUI	56	1538	-	-	56 (28)	-	-	-
77	107747	SMART Amelia	CAN	53	1541	-	53 (34)	-	-	-	-
78	507325	OEHLUND Cornelia	SWE	52	1542	-	52 (35)	-	-	-	-
78	435432	LUCZAK Magdalena	POL	52	1542	-	-	52 (31)	-	-	-
80	56199	KAPPAURER Elisabeth	AUT	50	1544	-	-	50 (32)	-	-	-
81	198029	SMADJA CLEMENT Karen	FRA	44	1550	11 (40)	-	-	33 (33)	-	-
82	197616	ALPHAND Estelle	SWE	43	1551	-	27 (43)	16 (42)	-	-	-
83	56268	HEIDER Michaela	AUT	42	1552	-	-	-	42 (31)	-	-
84	507109	ARONSSON ELFMAN Hanna	SWE	40	1554	-	40 (37)	-	-	-	-
85	299630	DELAGO Nadia	ITA	39	1555	36 (34)	-	-	3 (54)	-	-
86	6295075	DELLA MEA Lara	ITA	38	1556	-	31 (41)	7 (48)	-	-	-
87	516517	JENAL Stephanie	SUI	36	1558	14 (37)	-	-	22 (42)	-	-
87	299363	ZENERE Asja	ITA	36	1558	-	-	36 (36)	-	-	-
89	516426	STOFFEL Elena	SUI	34	1560	-	34 (38)	-	-	-	-
90	56344	SPORER Marie-Therese	AUT	33	1561	-	33 (39)	-	-	-	-
91	198164	CHEVRIER Marion	FRA	32	1562	-	32 (40)	-	-	-	-
92	405172	WESTHOFF Bianca Bakke	NOR	30	1564	-	30 (42)	-	-	-	-
93	516521	KOLLY Noemie	SUI	28	1566	13 (38)	-	-	15 (46)	-	-
94	56519	WECHNER Lena	AUT	27	1567	3 (47)	-	-	24 (39)	-	-
95	426285	MAARSTOEL Andrine	NOR	26	1568	-	26 (44)	-	-	-	-
96	426043	TVIBERG Maria Therese	NOR	24	1570	-	24 (45)	-	-	-	-
96	56224	MAIER Sabrina	AUT	24	1570	20 (35)	-	-	4 (53)	-	-
98	197956	CERUTTI Camille	FRA	23	1571	-	-	-	23 (41)	-	-
99	507155	NYBERG Lisa	SWE	22	1572	-	-	22 (39)	-	-	-
100	198177	BRECHE Clarisse	FRA	21	1573	-	21 (46)	-	-	-	-
100	56417	FEST Nadine	AUT	21	1573	2 (50)	-	-	19 (44)	-	-
102	6535765	MANGAN Tricia	USA	20	1574	3 (47)	-	-	17 (45)	-	-
103	56471	NIEDERWIESER Michelle	AUT	19	1575	17 (36)	-	-	2 (56)	-	-
103	6536213	CASHMAN Keely	USA	19	1575	12 (39)	-	-	7 (51)	-	-
103	108077	GRAY Cassidy	CAN	19	1575	-	-	17 (41)	2 (56)	-	-
106	6295745	BERNARDI Vicky	ITA	16	1578	3 (47)	-	-	13 (47)	-	-
106	355061	HILZINGER Jessica	GER	16	1578	-	16 (48)	-	-	-	-
108	506701	HOERNBLAD Lisa	SWE	14	1580	1 (51)	-	-	13 (47)	-	-
109	299822	TSCHURTSCHENTH.	ITA	13	1581	-	13 (49)	-	-	-	-
109	198253	McFARLANE Caitlin	FRA	13	1581	-	5 (53)	8 (47)	-	-	-
111	507011	LOEVBLOM Hilma	SWE	12	1582	-	-	12 (44)	-	-	-
112	56491	SCHOEPF Emily	AUT	10	1584	10 (41)	-	-	-	-	-
112	56550	HOERHAGER Lisa	AUT	10	1584	-	10 (50)	-	-	-	-
112	299939	LORENZI Lucrezia	ITA	10	1584	-	10 (50)	-	-	-	-
115	405138	JELINKOVA Adriana	CZE	9	1585	-	-	9 (46)	-	-	-
116	107697	FLECKENSTEIN Stefanie	CAN	7	1587	7 (42)	-	-	-	-	-
117	45423	HOFFMAN Madison	AUS	6	1588	-	6 (52)	-	-	-	-
117	426324	MONSEN Marte	NOR	6	1588	-	-	6 (49)	-	-	-
117	516519	SUTER Juliana	SUI	6	1588	1 (51)	-	-	5 (52)	-	-
120	307493	ANDO Asa	JPN	4	1590	-	4 (54)	-	-	-	-
120	539927	LAPANJA Lila	USA	4	1590	-	4 (54)	-	-	-	-
122	56311	REISINGER Elisabeth	AUT	3	1591	-	-	-	3 (54)	-	-
123	516560	LINGG Charlotte	LIE	2	1592	-	2 (57)	-	-	-	-
124	6296280	THALER Sara	ITA	1	1593	-	-	-	1 (58)	-	-

Legend:							
-	No points	AC	Alpine Combined	DH	Downhill	Diff.	Difference
GS	Giant Slalom	PAR	Parallel	SG	Super-G	SL	Slalom
WC	World Cup						

Kvitfjell (NOR)



8th Women's Super-G

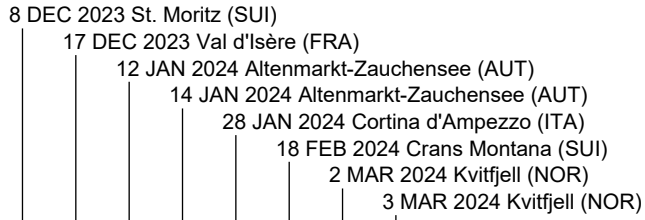
OVERALL FIS WORLD CUP STANDINGS

Number of Competitors: 125, Number of NSAs: 22

Rank	FIS Code	Name	NSA Code	WC Points	Diff.	DH 7 races	SL 9 races	GS 9 races	SG 8 races	AC 0 races	PAR 0 races
124	185475	PYKALAINEN Erika	FIN	1	1593	-	-	1 (51)	-	-	-

Kvitfjell (NOR)

8th Women's Super-G

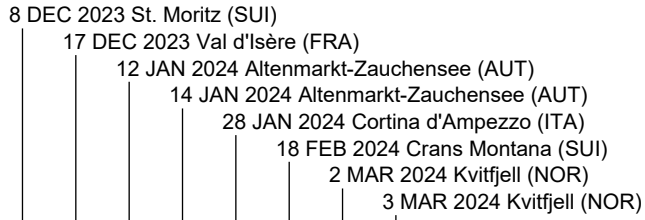
FIS WCSL LIST


Number of Competitors: 69, Number of NSAs: 14

Rank	FIS Code	Name	NSA Code	1	2	3	4	5	6	7	8	Base	- X	+ Y =	WCSL-SG
1	516138	GUT-BEHRAMI Lara	SUI	60	-	60	100	100	40	100	80	453	329	540	664
2	56128	HUETTER Cornelia	AUT	80	50	100	80	-	45	80	36	407	296	471	582
3	297601	BRIGNONE Federica	ITA	45	100	50	22	29	80	40	100	400	291	466	575
4	56177	VENIER Stephanie	AUT	40	-	32	14	80	100	24	40	163	119	330	374
5	425929	MOWINCKEL Ragnhild	NOR	29	22	16	50	50	-	22	26	411	299	215	327
6	426257	LIE Kajsa Vickhoff	NOR	13	80	80	18	-	36	-	50	166	121	277	322
7	56125	PUCHNER Mirjam	AUT	26	20	36	60	36	20	60	4	189	137	262	314
8	299276	BASSINO Marta	ITA	36	-	45	2	40	60	16	16	300	218	215	297
9	298323	GOGGIA Sofia	ITA	100	60	-	32	45	-	-	-	200	145	237	292
10	197497	MIRADOLI Romane	FRA	-	13	5	29	60	50	14	22	161	117	193	237
11	206668	WEIDLE Kira	GER	5	29	18	-	26	29	50	24	151	110	181	222
12	516284	GISIN Michelle	SUI	11	45	16	45	-	8	-	18	224	163	143	204
13	155763	LEDECKA Ester	CZE	8	-	13	24	-	32	50	60	34	25	187	196
14	516319	SUTER Corinne	SUI	32	24	20	20	-	-	-	-	259	188	96	167
15	415232	ROBINSON Alice	NZL	24	-	6	10	32	16	18	29	108	79	135	164
16	197641	GAUCHE Laura	FRA	22	-	12	36	24	26	12	-	115	84	132	163
17	6536821	MACUGA Lauren	USA	1	14	-	26	16	12	36	45	-	-	150	150
18	516185	HAEHLEN Joana	SUI	20	40	29	5	-	-	-	-	186	135	94	145
19	299624	PIROVANO Laura	ITA	15	36	7	12	22	24	-	9	71	52	125	144
20	6535237	SHIFFRIN Mikaela	USA	50	-	-	-	-	-	-	-	320	233	50	137
21	516248	FLURY Jasmine	SUI	14	32	26	-	20	-	-	-	157	114	92	135
22	56256	RAEDLER Ariane	AUT	16	15	40	-	-	22	-	32	32	23	125	134
23	299383	MELESI Roberta	ITA	2	10	2	40	-	20	11	13	40	29	98	109
24	297910	CURTONI Elena	ITA	-	-	-	-	-	-	-	-	374	272	-	102
25	56258	AGER Christina	AUT	12	18	9	-	9	3	26	1	29	21	78	86
26	715171	MUZAFERIJA Elvedina	BIH	-	-	-	-	18	15	29	20	3	2	82	83
27	565360	STUHEC Ilka	SLO	-	16	-	-	-	-	32	12	73	53	60	80
28	516394	SUTER Jasmina	SUI	-	9	3	15	12	10	6	15	3	2	70	71
29	507168	AICHER Emma	GER	-	26	-	-	-	4	8	14	59	43	52	68
29	516219	NUFER Priska	SUI	5	6	14	7	8	6	2	8	44	32	56	68
31	56392	GRITSCH Franziska	AUT	-	-	4	16	-	-	-	10	96	70	30	56
32	196928	WORLEY Tessa	FRA	-	-	-	-	-	-	-	-	201	146	-	55
33	107613	GRENIER Valerie	CAN	18	-	24	-	-	-	-	-	30	22	42	50
33	516705	DURRER Delia	SUI	10	-	-	11	6	-	10	11	7	5	48	50
35	56268	HEIDER Michaela	AUT	-	11	9	6	-	13	3	-	-	-	42	42
36	56087	SIEBENHOFER Ramona	AUT	-	-	-	-	-	-	-	-	149	108	-	41
37	198029	SMADJA CLEMENT Karen	FRA	-	-	-	-	7	11	15	-	18	13	33	38
38	6535791	WRIGHT Isabella	USA	-	-	1	-	-	14	13	-	22	16	28	34
39	56174	HAASER Ricarda	AUT	-	-	-	-	14	7	-	6	22	16	27	33
39	55970	SCHMIDHOFER Nicole	AUT	-	-	-	-	-	-	-	-	120	87	-	33
41	6295152	RUNGGALDIER Teresa	ITA	-	7	-	-	-	-	20	5	-	-	32	32
42	516517	JENAL Stephanie	SUI	-	-	22	-	-	-	-	-	32	23	22	31
43	435334	GASIENICA-DANI.	POL	9	-	11	-	-	-	7	3	1	1	30	30
44	56417	FEST Nadine	AUT	6	-	-	-	1	3	9	-	38	28	19	29
44	56328	ORTLIEB Nina	AUT	-	-	-	-	-	-	-	-	107	78	-	29
46	56198	SCHEYER Christine	AUT	-	2	-	13	4	5	-	-	2	1	24	25
46	197956	CERUTTI Camille	FRA	-	3	-	9	10	1	-	-	8	6	23	25
48	56519	WECHNER Lena	AUT	-	13	-	4	-	-	4	3	-	-	24	24
49	299466	DELAGO Nicol	ITA	-	1	-	3	11	-	5	-	9	7	20	22
50	516280	HOLDENER Wendy	SUI	-	-	-	-	-	-	-	-	74	54	-	20
51	56088	TIPPLER Tamara	AUT	-	-	-	-	-	-	-	-	71	52	-	19
52	6535765	MANGAN Tricia	USA	-	-	-	-	-	10	-	7	-	-	17	17

Kvitfjell (NOR)

8th Women's Super-G

FIS WCSL LIST

Number of Competitors: 69, Number of NSAs: 14

Rank	FIS Code	Name	NSA Code	1	2	3	4	5	6	7	8	Base	-	X	+	Y	=	WCSL-SG
53	105269	GAGNON Marie-Michele	CAN	-	-	-	-	-	-	-	-	57	41	-	-	-	-	16
54	516521	KOLLY Noemie	SUI	-	-	-	-	15	-	-	-	-	-	-	15	-	-	15
55	6295745	BERNARDI Vicky	ITA	-	-	-	-	13	-	-	-	-	-	-	13	-	-	13
55	506701	HOERNBLAD Lisa	SWE	-	-	-	8	5	-	-	-	-	-	-	13	-	-	13
57	516519	SUTER Juliana	SUI	-	5	-	-	-	-	-	-	24	17	5	-	-	-	12
58	539536	WILES Jacqueline	USA	-	-	10	-	-	-	-	-	-	-	10	-	-	-	10
59	298694	PICHLER Karoline	ITA	-	-	-	-	-	-	-	-	34	25	-	-	-	-	9
60	56217	BRUNNER Stephanie	AUT	-	8	-	-	-	-	-	-	-	-	8	-	-	-	8
61	6536213	CASHMAN Keely	USA	7	-	-	-	-	-	-	-	-	-	7	-	-	-	7
61	6535455	JOHNSON Breezy	USA	-	-	-	-	-	-	-	-	27	20	-	-	-	-	7
63	56311	REISINGER Elisabeth	AUT	3	-	-	-	-	-	-	-	9	7	3	-	-	-	5
64	56224	MAIER Sabrina	AUT	-	4	-	-	-	-	-	-	-	-	4	-	-	-	4
65	299630	DELAGO Nadia	ITA	-	-	-	-	3	-	-	-	-	-	3	-	-	-	3
66	56471	NIEDERWIESER Michelle	AUT	-	-	-	2	-	-	-	-	-	-	2	-	-	-	2
66	108077	GRAY Cassidy	CAN	-	-	-	-	2	-	-	-	-	-	2	-	-	-	2
68	6296280	THALER Sara	ITA	-	-	-	-	-	-	1	-	-	-	1	-	-	-	1
68	206759	HIRTL-STANGGAS.	GER	-	-	-	-	-	-	-	-	2	1	-	-	-	-	1

Number of competitors per NSA in the top 60

AUT:	16	BIH:	1	CAN:	2	CZE:	1	FRA:	5	GER:	2
ITA:	10	NOR:	2	NZL:	1	POL:	1	SLO:	1	SUI:	12
SWE:	1	USA:	5								

Legend:	
-	No points
Base	Last season FIS World Cup Start List points
WCSL-SG	FIS World Cup Start List points for Super-G
X	(Base/number of planned races in the current season) *(number of completed races in the current season)
Y	FIS World Cup points won in the current season

Kvitfjell (NOR)
8th Women's Super-G
OVERALL FIS WCSL LIST
Number of Competitors: 157, Number of NSAs: 24

Rank	FIS Code	Name	NSA Code	WCSL	Diff.	DH 7 races	SL 9 races	GS 9 races	SG 8 races	AC 0 races	PAR 0 races
1	516138	GUT-BEHRAMI Lara	SUI	1949		494 (2)	-	791 (1)	664 (1)	-	-
2	6535237	SHIFFRIN Mikaela	USA	1738	211	192 (19)	816 (1)	593 (3)	137 (20)	-	-
3	297601	BRIGNONE Federica	ITA	1670	279	343 (8)	1 (67)	651 (2)	575 (3)	100 (1)	-
4	298323	GOGGIA Sofia	ITA	1155	794	658 (1)	-	205 (13)	292 (9)	-	-
5	705423	VLHOVA Petra	SVK	1024	925	4 (57)	628 (2)	392 (6)	-	-	-
6	56128	HUETTER Cornelia	AUT	969	980	387 (5)	-	-	582 (2)	-	-
7	506399	HECTOR Sara	SWE	938	1011	-	350 (6)	556 (4)	-	-	32 (9)
8	299276	BASSINO Marta	ITA	882	1067	250 (12)	-	311 (8)	297 (8)	-	24 (12)
9	425929	MOWINCKEL Ragnhild	NOR	864	1085	305 (9)	-	232 (11)	327 (5)	-	-
10	516284	GISIN Michelle	SUI	809	1140	138 (23)	360 (5)	67 (27)	204 (12)	40 (6)	-
11	56177	VENIER Stephanie	AUT	737	1212	363 (6)	-	-	374 (4)	-	-
12	56125	PUCHNER Mirjam	AUT	660	1289	346 (7)	-	-	314 (7)	-	-
13	426257	LIE Kajsa Vickhoff	NOR	638	1311	271 (10)	-	45 (34)	322 (6)	-	-
14	415232	ROBINSON Alice	NZL	636	1313	19 (42)	-	453 (5)	164 (15)	-	-
15	206355	DUERR Lena	GER	585	1364	-	543 (3)	2 (58)	-	-	40 (7)
16	516248	FLURY Jasmine	SUI	529	1420	394 (4)	-	-	135 (21)	-	-
17	107613	GRENIER Valerie	CAN	519	1430	60 (34)	-	391 (7)	50 (33)	18 (17)	-
18	385116	LJUTIC Zrinka	CRO	518	1431	-	276 (7)	242 (10)	-	-	-
19	565360	STUHEC Ilka	SLO	488	1461	408 (3)	-	-	80 (27)	-	-
20	539909	MOLTZAN Paula	USA	473	1476	-	265 (9)	208 (12)	-	-	-
21	206668	WEIDLE Kira	GER	470	1479	248 (13)	-	-	222 (11)	-	-
22	516280	HOLDENER Wendy	SUI	457	1492	-	233 (11)	44 (35)	20 (50)	80 (2)	80 (2)
23	197641	GAUCHE Laura	FRA	432	1517	233 (14)	-	-	163 (16)	36 (7)	-
24	155763	LEDECKA Ester	CZE	410	1539	182 (20)	-	-	196 (13)	32 (8)	-
25	426193	STJERNESUND Th.	NOR	408	1541	-	97 (25)	251 (9)	-	-	60 (3)
26	56392	GRITSCH Franziska	AUT	403	1546	1 (64)	107 (23)	158 (15)	56 (31)	45 (5)	36 (8)
27	299624	PIROVANO Laura	ITA	402	1547	258 (11)	-	-	144 (19)	-	-
28	56388	LIENSBERGER Katharina	AUT	389	1560	-	270 (8)	119 (20)	-	-	-
29	516562	RAST Camille	SUI	385	1564	-	254 (10)	109 (22)	-	-	22 (13)
30	506146	SWENN LARSSON Anna	SWE	375	1574	-	375 (4)	-	-	-	-
30	516319	SUTER Corinne	SUI	375	1574	207 (16)	-	1 (59)	167 (14)	-	-
32	516185	HAEHLEN Joana	SUI	362	1587	217 (15)	-	-	145 (18)	-	-
33	56256	RAEDLER Ariane	AUT	337	1612	203 (17)	-	-	134 (22)	-	-
34	197497	MIRADOLI Romane	FRA	326	1623	88 (29)	-	1 (59)	237 (10)	-	-
35	516219	NUFER Priska	SUI	290	1659	200 (18)	-	-	68 (29)	22 (14)	-
36	426100	HOLTMANN Mina Fuerst	NOR	288	1661	-	131 (19)	157 (16)	-	-	-
37	297910	CURTONI Elena	ITA	268	1681	137 (24)	-	-	102 (24)	29 (10)	-
38	6536392	HURT A J	USA	244	1705	-	66 (34)	178 (14)	-	-	-
39	507168	AICHER Emma	GER	243	1706	75 (31)	37 (42)	31 (39)	68 (29)	32 (8)	-
40	56315	TRUPPE Katharina	AUT	242	1707	-	220 (15)	22 (44)	-	-	-
41	385096	POPOVIC Leona	CRO	232	1717	-	232 (12)	-	-	-	-
42	107798	NULLMEYER Ali	CAN	230	1719	-	230 (13)	-	-	-	-
42	565401	BUCIK Ana	SLO	230	1719	-	121 (21)	109 (22)	-	-	-
42	435334	GASIENICA-DANI.	POL	230	1719	-	-	131 (19)	30 (43)	24 (12)	45 (5)
45	56253	HUBER Katharina	AUT	229	1720	-	228 (14)	1 (59)	-	-	-
46	56258	AGER Christina	AUT	223	1726	137 (24)	-	-	86 (25)	-	-
47	516528	MEILLARD Melanie	SUI	217	1732	-	180 (16)	37 (38)	-	-	-
48	299466	DELAGO Nicol	ITA	204	1745	182 (20)	-	-	22 (49)	-	-
49	56174	HAASER Ricarda	AUT	196	1753	6 (54)	-	97 (24)	33 (39)	60 (3)	-
50	6536821	MACUGA Lauren	USA	192	1757	42 (38)	-	-	150 (17)	-	-
51	565463	SLOKAR Andreja	SLO	182	1767	-	136 (18)	1 (59)	-	-	45 (5)
52	299383	MELESI Roberta	ITA	178	1771	7 (52)	-	62 (30)	109 (23)	-	-
53	539536	WILES Jacqueline	USA	174	1775	164 (22)	-	-	10 (58)	-	-
54	715171	MUZAFERIJA Elvedina	BIH	169	1780	70 (32)	-	-	83 (26)	16 (18)	-
54	6535791	WRIGHT Isabella	USA	169	1780	115 (27)	-	-	34 (38)	20 (15)	-
56	805009	COLTURI Lara	ALB	168	1781	-	79 (31)	89 (25)	-	-	-
57	426043	TVIBERG Maria Therese	NOR	160	1789	-	43 (39)	17 (45)	-	-	100 (1)
58	56328	ORTLIEB Nina	AUT	158	1791	129 (26)	-	-	29 (44)	-	-
59	56367	GALLHUBER Katharina	AUT	155	1794	-	155 (17)	-	-	-	-
59	56416	SCHEIB Julia	AUT	155	1794	-	-	155 (17)	-	-	-
61	197651	DIREZ Clara	FRA	152	1797	-	-	136 (18)	-	-	16 (16)
62	56087	SIEBENHOFER Ramona	AUT	149	1800	46 (37)	-	12 (51)	41 (36)	50 (4)	-
63	565491	DVORNIK Neja	SLO	136	1813	-	92 (27)	44 (35)	-	-	-
64	56217	BRUNNER Stephanie	AUT	130	1819	-	3 (61)	119 (20)	8 (60)	-	-

Kvitfjell (NOR)

8th Women's Super-G

OVERALL FIS WCSL LIST

Number of Competitors: 157, Number of NSAs: 24

Rank	FIS Code	Name	NSA Code	WCSL	Diff.	DH 7 races	SL 9 races	GS 9 races	SG 8 races	AC 0 races	PAR 0 races
65	516705	DURRER Delia	SUI	127	1822	77 (30)	-	-	50 (33)	-	-
66	107427	ST-GERMAIN Laurence	CAN	122	1827	-	122 (20)	-	-	-	-
67	196928	WORLEY Tessa	FRA	115	1834	-	-	60 (32)	55 (32)	-	-
68	198176	LAMURE Marie	FRA	114	1835	-	64 (35)	-	-	-	50 (4)
69	56198	SCHEYER Christine	AUT	113	1836	64 (33)	-	-	25 (46)	24 (12)	-
70	198215	POGNEAUX Chiara	FRA	111	1838	-	111 (22)	-	-	-	-
71	155728	DUBOVSKA Martina	CZE	104	1845	-	104 (24)	-	-	-	-
72	426187	LYSDAHL Kristin	NOR	99	1850	-	54 (37)	25 (41)	-	-	20 (14)
72	6535455	JOHNSON Breezy	USA	99	1850	92 (28)	-	-	7 (61)	-	-
74	555072	GERMANE Dzenifera	LAT	95	1854	-	95 (26)	-	-	-	-
75	516530	GOOD Nicole	SUI	91	1858	-	91 (28)	-	-	-	-
76	507109	ARONSSON ELFMAN Hanna	SWE	88	1861	-	88 (29)	-	-	-	-
77	516394	SUTER Jasmina	SUI	86	1863	4 (57)	-	11 (52)	71 (28)	-	-
78	6295152	RUNGGALDIER Teresa	ITA	82	1867	50 (35)	-	-	32 (41)	-	-
78	299699	PETERLINI Martina	ITA	82	1867	-	82 (30)	-	-	-	-
80	6295165	ROSSETTI Marta	ITA	78	1871	-	78 (32)	-	-	-	-
81	108461	RICHARDSON Britt	CAN	76	1873	-	-	76 (26)	-	-	-
82	107747	SMART Amelia	CAN	74	1875	-	74 (33)	-	-	-	-
83	6295186	PLATINO Elisa	ITA	64	1885	-	-	64 (28)	-	-	-
83	516268	WILD Simone	SUI	64	1885	-	-	64 (28)	-	-	-
85	56199	KAPPAURER Elisabeth	AUT	61	1888	-	-	61 (31)	-	-	-
86	516517	JENAL Stephanie	SUI	58	1891	27 (40)	-	-	31 (42)	-	-
86	507325	OEHLUND Cornelia	SWE	58	1891	-	58 (36)	-	-	-	-
88	197616	ALPHAND Estelle	SWE	56	1893	-	27 (46)	29 (40)	-	-	-
88	56088	TIPPLER Tamara	AUT	56	1893	37 (39)	-	-	19 (51)	-	-
90	299630	DELAGO Nadia	ITA	53	1896	50 (35)	-	-	3 (65)	-	-
90	197124	FRASSE SOMBET Coralie	FRA	53	1896	-	-	24 (43)	-	-	29 (10)
92	435432	LUCZAK Magdalena	POL	52	1897	-	-	52 (33)	-	-	-
93	516426	STOFFEL Elena	SUI	51	1898	-	51 (38)	-	-	-	-
94	105269	GAGNON Marie-Michele	CAN	50	1899	8 (51)	-	-	16 (53)	26 (11)	-
95	198029	SMADJA CLEMENT Karen	FRA	49	1900	11 (48)	-	-	38 (37)	-	-
96	6295075	DELLA MEA Lara	ITA	48	1901	-	41 (40)	7 (55)	-	-	-
97	6535773	O BRIEN Nina	USA	46	1903	-	-	17 (45)	-	-	29 (10)
98	299363	ZENERE Asja	ITA	44	1905	-	-	44 (35)	-	-	-
99	56268	HEIDER Michaela	AUT	42	1907	-	-	-	42 (35)	-	-
100	355061	HILZINGER Jessica	GER	40	1909	-	40 (41)	-	-	-	-
101	55970	SCHMIDHOFER Nicole	AUT	39	1910	6 (54)	-	-	33 (39)	-	-
102	56344	SPORER Marie-Therese	AUT	36	1913	-	36 (43)	-	-	-	-
103	516283	ELLENBERGER Andrea	SUI	35	1914	-	-	17 (45)	-	-	18 (15)
104	56417	FEST Nadine	AUT	34	1915	5 (56)	-	-	29 (44)	-	-
105	198164	CHEVRIER Marion	FRA	32	1917	-	32 (44)	-	-	-	-
106	405172	WESTHOFF Bianca Bakke	NOR	30	1919	-	30 (45)	-	-	-	-
107	516521	KOLLY Noemie	SUI	28	1921	13 (46)	-	-	15 (54)	-	-
108	56519	WECHNER Lena	AUT	27	1922	3 (59)	-	-	24 (48)	-	-
109	426285	MAARSTOEL Andrine	NOR	26	1923	-	26 (47)	-	-	-	-
109	6535765	MANGAN Tricia	USA	26	1923	9 (50)	-	-	17 (52)	-	-
111	507155	NYBERG Lisa	SWE	25	1924	-	-	25 (41)	-	-	-
111	197956	CERUTTI Camille	FRA	25	1924	-	-	-	25 (46)	-	-
113	56224	MAIER Sabrina	AUT	24	1925	20 (41)	-	-	4 (64)	-	-
113	516519	SUTER Juliana	SUI	24	1925	12 (47)	-	-	12 (57)	-	-
115	198177	BRECHE Clarisse	FRA	23	1926	-	23 (48)	-	-	-	-
116	6536213	CASHMAN Keely	USA	21	1928	14 (45)	-	-	7 (61)	-	-
117	565320	FERK SAIONI Marusa	SLO	20	1929	-	-	-	-	20 (15)	-
118	56471	NIEDERWIESER Michelle	AUT	19	1930	17 (43)	-	-	2 (66)	-	-
118	108077	GRAY Cassidy	CAN	19	1930	-	-	17 (45)	2 (66)	-	-
118	516504	DANIOTH Aline	SUI	19	1930	-	19 (49)	-	-	-	-
121	507011	LOEBLOM Hilma	SWE	17	1932	-	-	17 (45)	-	-	-
121	565471	HROVAT Meta	SLO	17	1932	-	-	17 (45)	-	-	-
121	196806	NOENS Nastasia	FRA	17	1932	-	17 (50)	-	-	-	-
124	6295745	BERNARDI Vicky	ITA	16	1933	3 (59)	-	-	13 (55)	-	-
125	299822	TSCHURTSCHENTH.	ITA	15	1934	-	15 (51)	-	-	-	-
125	107697	FLECKENSTEIN Stefanie	CAN	15	1934	15 (44)	-	-	-	-	-
127	506701	HOERNBLAD Lisa	SWE	14	1935	1 (64)	-	-	13 (55)	-	-
128	198253	McFARLANE Caitlin	FRA	13	1936	-	5 (58)	8 (54)	-	-	-

Kvitfjell (NOR)

8th Women's Super-G

OVERALL FIS WCSL LIST

Number of Competitors: 157, Number of NSAs: 24

Rank	FIS Code	Name	NSA Code	WCSL	Diff.	DH 7 races	SL 9 races	GS 9 races	SG 8 races	AC 0 races	PAR 0 races
129	206497	FILSER Andrea	GER	12	1937	-	12 (52)	-	-	-	-
129	298694	PICHLER Karoline	ITA	12	1937	3 (59)	-	-	9 (59)	-	-
131	56550	HOERHAGER Lisa	AUT	11	1938	-	11 (53)	-	-	-	-
131	299939	LORENZI Lucrezia	ITA	11	1938	-	11 (53)	-	-	-	-
133	56491	SCHOEPF Emily	AUT	10	1939	10 (49)	-	-	-	-	-
134	405138	JELINKOVA Adriana	CZE	9	1940	-	-	9 (53)	-	-	-
135	299983	GULLI Anita	ITA	8	1941	-	8 (55)	-	-	-	-
136	307493	ANDO Asa	JPN	7	1942	-	7 (56)	-	-	-	-
136	25210	MORENO Cande	AND	7	1942	7 (52)	-	-	-	-	-
138	45423	HOFFMAN Madison	AUS	6	1943	-	6 (57)	-	-	-	-
138	426324	MONSEN Marte	NOR	6	1943	-	-	6 (56)	-	-	-
140	56311	REISINGER Elisabeth	AUT	5	1944	-	-	-	5 (63)	-	-
141	539927	LAPANJA Lila	USA	4	1945	-	4 (59)	-	-	-	-
141	6536171	HENSIEN Katie	USA	4	1945	-	3 (61)	1 (59)	-	-	-
141	56333	MAIR Chiara	AUT	4	1945	-	4 (59)	-	-	-	-
141	56373	MOERZINGER Elisa	AUT	4	1945	-	-	4 (57)	-	-	-
145	206759	HIRTLE-STANGGAS.	GER	3	1946	2 (62)	-	-	1 (68)	-	-
145	507046	BOSTROEM MUSSENER Moa	SWE	3	1946	-	3 (61)	-	-	-	-
145	506583	SAEFVENBERG Charlotta	SWE	3	1946	-	3 (61)	-	-	-	-
145	6536895	SUNSHINE Ava	USA	3	1946	-	3 (61)	-	-	-	-
149	516560	LINGG Charlotte	LIE	2	1947	-	2 (66)	-	-	-	-
149	516611	SCHMITT Janine	SUI	2	1947	2 (62)	-	-	-	-	-
151	6296280	THALER Sara	ITA	1	1948	-	-	-	1 (68)	-	-
151	185475	PYKALAINEN Erika	FIN	1	1948	-	-	1 (59)	-	-	-
151	56517	ASTNER Nina	AUT	1	1948	-	-	1 (59)	-	-	-
151	506867	FERMBAECK Elsa	SWE	1	1948	-	1 (67)	-	-	-	-
151	225518	GUEST Charlie	GBR	1	1948	-	1 (67)	-	-	-	-
151	185493	POHJOLAINEN Rosa	FIN	1	1948	-	1 (67)	-	-	-	-
151	6536851	ZIMMERMANN Zoe	USA	1	1948	-	1 (67)	-	-	-	-

Legend:							
-	No points	AC	Alpine Combined	DH	Downhill	Diff.	Difference
GS	Giant Slalom	PAR	Parallel	SG	Super-G	SL	Slalom
WCSL	Overall points						

Kvitfjell (NOR)


8th Women's Super-G

FIS NATION CUP

Number of Nations: 22

Rank	NSA	Name	Points	Diff.	DH	SL	GS	SG	AC	PAR	TE
1	SUI	Switzerland	4229		1123	962	963	1181	-	-	-
2	AUT	Austria	4158	71	1200	893	616	1449	-	-	-
3	ITA	Italy	3799	430	1266	203	1120	1210	-	-	-
4	USA	United States of America	2322	1907	372	911	777	262	-	-	-
5	NOR	Norway	1714	2515	362	292	568	492	-	-	-
6	SWE	Sweden	1253	2976	1	708	531	13	-	-	-
7	FRA	France	969	3260	219	228	141	381	-	-	-
8	GER	Germany	927	3302	186	475	33	233	-	-	-
9	CAN	Canada	856	3373	67	326	419	44	-	-	-
10	SVK	Slovakia	802	3427	-	505	297	-	-	-	-
11	CRO	Croatia	649	3580	-	410	239	-	-	-	-
12	SLO	Slovenia	594	3635	162	250	122	60	-	-	-
13	NZL	New Zealand	552	3677	5	-	412	135	-	-	-
14	CZE	Czechia	332	3897	63	73	9	187	-	-	-
15	POL	Poland	172	4057	-	-	142	30	-	-	-
16	ALB	Albania	157	4072	-	78	79	-	-	-	-
17	BIH	Bosnia and Herzegovina	151	4078	69	-	-	82	-	-	-
18	LAT	Latvia	95	4134	-	95	-	-	-	-	-
19	AUS	Australia	6	4223	-	6	-	-	-	-	-
20	JPN	Japan	4	4225	-	4	-	-	-	-	-
21	LIE	Liechtenstein	2	4227	-	2	-	-	-	-	-
22	FIN	Finland	1	4228	-	-	1	-	-	-	-

Kvitfjell (NOR)



8th Women's Super-G

OVERALL FIS NATION CUP

Number of Nations: 30

Rk	NSA	Overall			DH Points			SL Points			GS Points			SG Points			AC Points			PAR Points			TE Points
		M+W	M	W	M+W	M	W	M+W	M	W	M+W	M	W	M+W	M	W	M+W	M	W	M+W	M	W	M+W
1	SUI	9697	5468	4229	2519	1396	1123	1920	958	962	2841	1878	963	2417	1236	1181	-	-	-	-	-	-	-
2	AUT	8068	3910	4158	1845	645	1200	2285	1392	893	1446	830	616	2492	1043	1449	-	-	-	-	-	-	-
3	ITA	6081	2282	3799	2151	885	1266	496	293	203	1654	534	1120	1780	570	1210	-	-	-	-	-	-	-
4	NOR	4352	2638	1714	648	286	362	1194	902	292	1770	1202	568	740	248	492	-	-	-	-	-	-	-
5	USA	3610	1288	2322	1013	641	372	961	50	911	1083	306	777	553	291	262	-	-	-	-	-	-	-
6	FRA	3544	2575	969	1396	1177	219	777	549	228	532	391	141	839	458	381	-	-	-	-	-	-	-
7	GER	1868	941	927	359	173	186	958	483	475	234	201	33	317	84	233	-	-	-	-	-	-	-
8	CAN	1720	864	856	481	414	67	343	17	326	464	45	419	432	388	44	-	-	-	-	-	-	-
9	SWE	1471	218	1253	1	-	1	916	208	708	541	10	531	13	-	13	-	-	-	-	-	-	-
10	CRO	1278	629	649	-	-	-	669	259	410	609	370	239	-	-	-	-	-	-	-	-	-	-
11	SLO	1027	433	594	243	81	162	250	-	250	469	347	122	65	5	60	-	-	-	-	-	-	-
12	SVK	809	7	802	-	-	-	505	-	505	304	7	297	-	-	-	-	-	-	-	-	-	-
13	NZL	552	-	552	5	-	5	-	-	-	412	-	412	135	-	135	-	-	-	-	-	-	-
14	CZE	343	11	332	74	11	63	73	-	73	9	-	9	187	-	187	-	-	-	-	-	-	-
15	GBR	296	296	-	-	-	-	296	296	-	-	-	-	-	-	-	-	-	-	-	-	-	-
16	POL	172	-	172	-	-	-	-	-	-	142	-	142	30	-	30	-	-	-	-	-	-	-
17	ALB	157	-	157	-	-	-	78	-	78	79	-	79	-	-	-	-	-	-	-	-	-	-
18	BIH	151	-	151	69	-	69	-	-	-	-	-	-	82	-	82	-	-	-	-	-	-	-
19	AND	141	141	-	-	-	-	-	-	-	141	141	-	-	-	-	-	-	-	-	-	-	-
20	BEL	139	139	-	-	-	-	51	51	-	88	88	-	-	-	-	-	-	-	-	-	-	-
21	BUL	111	111	-	-	-	-	111	111	-	-	-	-	-	-	-	-	-	-	-	-	-	-
22	FIN	95	94	1	73	73	-	-	-	-	1	-	1	21	21	-	-	-	-	-	-	-	-
22	LAT	95	-	95	-	-	-	95	-	95	-	-	-	-	-	-	-	-	-	-	-	-	-
24	GRE	86	86	-	-	-	-	86	86	-	-	-	-	-	-	-	-	-	-	-	-	-	-
25	ESP	30	30	-	-	-	-	26	26	-	4	4	-	-	-	-	-	-	-	-	-	-	-
26	DEN	27	27	-	-	-	-	-	-	-	27	27	-	-	-	-	-	-	-	-	-	-	-
27	JPN	17	13	4	-	-	-	6	2	4	11	11	-	-	-	-	-	-	-	-	-	-	-
28	LTU	11	11	-	-	-	-	-	-	-	11	11	-	-	-	-	-	-	-	-	-	-	-
29	AUS	10	4	6	-	-	-	6	-	6	4	4	-	-	-	-	-	-	-	-	-	-	-
30	LIE	2	-	2	-	-	-	2	-	2	-	-	-	-	-	-	-	-	-	-	-	-	-

Kvitfjell (NOR)

8th Women's Super-G

CONSTRUCTORS' CHAMPIONSHIP

Number of Brands: 8

Rank	Name	Points	Diff.	DH	SL	GS	SG	AC	PAR
1	Head	5105		1105	1190	1225	1585	-	-
2	Rossignol	3045	2060	365	920	1250	510	-	-
3	Atomic	2470	2635	805	805	445	415	-	-
4	Salomon	1085	4020	145	280	425	235	-	-
5	Kaestle	335	4770	225	-	-	110	-	-
6	Dynastar	240	4865	40	-	50	150	-	-
7	Voelkl	140	4965	-	140	-	-	-	-
8	Fischer	40	5065	-	40	-	-	-	-

Kvitfjell (NOR)



8th Women's Super-G

OVERALL CONSTRUCTORS' CHAMPIONSHIP

Number of Brands: 12

Rank	Brand	Overall			DH Points			SL Points			GS Points			SG Points			AC Points			PAR Points		
		M+W	M	W	M+W	M	W	M+W	M	W	M+W	M	W	M+W	M	W	M+W	M	W	M+W	M	W
1	Head	6995	1890	5105	1720	615	1105	1350	160	1190	1560	335	1225	2365	780	1585	-	-	-	-	-	-
2	Rossignol	5365	2320	3045	1125	760	365	1435	515	920	2040	790	1250	765	255	510	-	-	-	-	-	-
3	Atomic	4985	2515	2470	1345	540	805	1615	810	805	1285	840	445	740	325	415	-	-	-	-	-	-
4	Stoeckli	1930	1930	-	480	480	-	-	-	-	1000	1000	-	450	450	-	-	-	-	-	-	-
5	Salomon	1450	365	1085	235	90	145	280	-	280	520	95	425	415	180	235	-	-	-	-	-	-
6	Fischer	1130	1090	40	210	210	-	630	590	40	50	50	-	240	240	-	-	-	-	-	-	-
7	Van deer raa	630	630	-	-	-	-	405	405	-	225	225	-	-	-	-	-	-	-	-	-	-
8	Dynastar	615	375	240	40	-	40	330	330	-	95	45	50	150	-	150	-	-	-	-	-	-
9	Nordica	550	550	-	305	305	-	135	135	-	-	-	-	110	110	-	-	-	-	-	-	-
10	Kaestle	335	-	335	225	-	225	-	-	-	-	-	-	110	-	110	-	-	-	-	-	-
11	Voelkl	140	-	140	-	-	-	140	-	140	-	-	-	-	-	-	-	-	-	-	-	-
12	Blizzard	60	60	-	-	-	-	60	60	-	-	-	-	-	-	-	-	-	-	-	-	-