



AUDI FIS SKI WORLD CUP 2023/24



Åre (SWE)



10th Women's Slalom

ENTRY LIST BY NSA

Number of Competitors: 57, Number of NSAs: 17

NSA	FIS Code	Name	Date of Birth	FIS Points (29th of February 2024 - List 18)						
				DH	SL	GS	SG	AC		
ALB (1)	805009	COLTURI Lara	15 NOV 2006	50.56 (140)	16.32 (48)	20.00 (56)	31.68 (88)	648.00 (840)		
AUT (7)	56367	GALLHUBER Katharina	16 JUN 1997	-	12.85 (31)	27.32 (156)	104.17 (645)	75.43 (39)		
	56392	GRITSCH Franziska	15 MAR 1997	42.09 (113)	7.33 (15)	12.20 (22)	5.96 (13)	37.64 (11)		
	56550	HOERHAGER Lisa	29 APR 2001	-	19.16 (67)	23.25 (93)	93.01 (526)	71.16 (35)		
	56253	HUBER Katharina	3 OCT 1995	88.46 (302)	12.31 (26)	22.76 (84)	111.27 (715)	52.59 (19)		
	56388	LIENSBERGER Katharina	1 APR 1997	999.99(1250)	9.73 (22)	11.49 (20)	810.86(2224)	569.03 (809)		
	56315	TRUPPE Katharina	15 JAN 1996	-	7.05 (14)	22.61 (83)	999.99(2236)	-		
	56744	WAROSCHITZ Maja	25 MAY 2006	-	24.06 (133)	30.22 (208)	71.25 (321)	219.88 (338)		
BEL (1)	65117	VANREUSEL Kim	4 JAN 1998	621.86(1205)	25.35 (156)	24.31 (111)	105.55 (661)	164.36 (208)		
CAN (4)	108420	FORGET Arianne	18 AUG 2003	-	15.94 (42)	18.79 (48)	72.52 (330)	108.39 (75)		
	107798	NULLMEYER Ali	21 AUG 1998	-	8.70 (19)	44.93 (499)	145.80(1051)	222.53 (344)		
	107747	SMART Amelia	8 JAN 1998	-	12.54 (28)	55.24 (758)	324.18(1949)	493.10 (763)		
	107427	ST-GERMAIN Laurence	30 MAY 1994	999.99(1250)	5.71 (10)	111.54(2095)	999.99(2236)	999.99 (925)		
CRO (2)	385116	LJUTIC Zrinka	26 JAN 2004	-	1.64 (7)	8.63 (16)	103.08 (635)	129.71 (116)		
	385096	POPOVIC Leona	13 NOV 1997	398.25(1127)	4.57 (9)	35.24 (304)	126.30 (859)	151.25 (175)		
CZE (2)	155728	DUBOVSKA Martina	27 FEB 1992	-	14.62 (38)	89.96(1623)	999.99(2236)	-		
	405138	JELINKOVA Adriana	10 APR 1995	530.01(1176)	24.37 (141)	18.95 (52)	213.80(1524)	257.48 (429)		
FIN (1)	185493	POHJOLAINEN Rosa	20 JUL 2003	101.77 (364)	20.65 (75)	25.73 (133)	79.05 (398)	97.15 (59)		
FRA (3)	198164	CHEVRIER Marion	11 JUN 2001	51.89 (146)	17.47 (57)	34.49 (282)	41.78 (147)	153.06 (182)		
	198176	LAMURE Marie	14 JUL 2001	-	13.31 (33)	23.31 (95)	98.39 (585)	113.69 (85)		
	198215	POGNEAUX Chiara	11 SEP 2002	261.84 (955)	11.08 (25)	27.04 (154)	146.34(1054)	184.32 (258)		
GBR (1)	225518	GUEST Charlie	30 DEC 1993	-	19.51 (69)	157.89(2743)	999.99(2236)	999.99 (925)		
GER (3)	507168	AICHER Emma	13 NOV 2003	13.78 (32)	16.09 (43)	18.90 (51)	12.77 (29)	52.51 (18)		
	206355	DUERR Lena	4 AUG 1991	342.00(1073)	1.20 (6)	23.00 (86)	165.63(1233)	99.63 (64)		
	355061	HILZINGER Jessica	26 MAY 1997	313.82(1047)	17.06 (51)	16.87 (41)	92.96 (525)	79.38 (43)		
ITA (6)	297601	BRIGNONE Federica	14 JUL 1990	4.83 (15)	18.64 (66)	0.00 (1)	0.00 (1)	32.20 (8)		
	6295075	DELLA MEA Lara	10 JAN 1999	-	14.40 (35)	19.14 (54)	400.80(2069)	999.99 (925)		
	299939	LORENZI Lucrezia	6 MAY 1998	999.99(1250)	21.00 (80)	34.73 (289)	752.36(2215)	745.07 (879)		
	299699	PETERLINI Martina	24 OCT 1997	-	16.26 (46)	48.86 (589)	-	-		
	6295165	ROSSETTI Marta	25 MAR 1999	-	12.68 (29)	43.87 (471)	999.99(2236)	-		
	299822	TSCHURTSCHENTHALER Vera	30 MAR 1997	999.99(1250)	17.35 (56)	50.26 (620)	999.99(2236)	-		
LAT (1)	555072	GERMANE Dzenifera	24 MAR 2003	-	14.55 (37)	40.48 (403)	-	-		



Åre (SWE)


10th Women's Slalom

ENTRY LIST BY NSA

Number of Competitors: 57, Number of NSAs: 17

NSA	FIS Code	Name	Date of Birth	FIS Points (29th of February 2024 - List 18)						
				DH	SL	GS	SG	AC		
NOR (5)	426100	HOLTMANN Mina Fuerst	17 JUL 1995	179.36 (710)	8.32 (18)	6.45 (13)	147.81(1070)	208.65 (305)		
	426187	LYSDAHL Kristin	29 JUN 1996	131.67 (519)	18.07 (62)	18.16 (43)	118.80 (792)	156.87 (190)		
	426285	MAARSTOEL Andrine	27 MAY 1999	142.79 (571)	17.68 (58)	21.04 (69)	51.81 (201)	102.27 (67)		
	426193	STJERNESUND Thea Louise	24 NOV 1996	334.79(1067)	8.75 (20)	5.27 (10)	631.98(2187)	439.70 (718)		
	405172	WESTHOFF Bianca Bakke	21 DEC 2000	-	16.26 (46)	27.47 (162)	81.40 (420)	999.99 (925)		
SLO (3)	565401	BUCIK Ana	21 JUL 1993	245.07 (910)	6.49 (13)	15.39 (37)	111.27 (715)	86.81 (46)		
	565491	DVORNIK Neja	6 JAN 2001	70.45 (221)	13.11 (32)	16.17 (39)	61.82 (253)	147.53 (170)		
	565463	SLOKAR Andreja	15 OCT 1997	110.75 (405)	0.85 (5)	23.19 (92)	76.89 (375)	142.25 (160)		
SUI (5)	516284	GISIN Michelle	5 DEC 1993	8.61 (23)	7.55 (17)	20.51 (62)	9.27 (18)	47.65 (15)		
	516530	GOOD Nicole	1 JAN 1998	189.17 (746)	14.25 (34)	36.07 (317)	31.88 (89)	60.03 (27)		
	516528	MEILLARD Melanie	23 SEP 1998	-	12.84 (30)	15.00 (31)	154.65(1135)	64.26 (31)		
	516562	RAST Camille	9 JUL 1999	-	6.45 (12)	14.14 (26)	206.46(1492)	155.97 (189)		
	516426	STOFFEL Elena	27 MAY 1996	-	17.25 (55)	26.82 (151)	999.99(2236)	-		
SWE (8)	197616	ALPHAND Estelle	23 APR 1995	240.89 (894)	17.18 (52)	21.10 (70)	35.94 (109)	99.59 (63)		
	507109	ARONSSON ELFMAN Hanna	29 DEC 2002	227.66 (860)	7.34 (16)	20.99 (68)	91.97 (513)	130.44 (118)		
	507046	BOSTROEM MUSSENER Moa	2 AUG 2001	374.90(1106)	16.56 (49)	24.90 (120)	162.21(1206)	-		
	506867	FERMBAECK Elsa	28 MAR 1998	999.99(1250)	14.45 (36)	77.83(1344)	244.22(1678)	-		
	506399	HECTOR Sara	4 SEP 1992	999.99(1250)	5.86 (11)	1.35 (7)	91.79 (512)	124.79 (106)		
	506965	HENNING Emelie	4 APR 1999	999.99(1250)	22.52 (100)	32.49 (245)	384.75(2051)	534.06 (790)		
	507325	OEHLUND Cornelia	15 AUG 2005	-	15.00 (39)	28.58 (183)	112.08 (725)	-		
	506146	SWENN LARSSON Anna	18 JUN 1991	-	0.53 (4)	27.65 (165)	444.42(2099)	379.62 (656)		
USA (4)	6536392	HURT A.J.	5 DEC 2000	62.95 (190)	10.45 (23)	6.00 (12)	77.14 (378)	144.53 (164)		
	539927	LAPANJA Lila	3 DEC 1994	-	18.06 (61)	43.90 (474)	93.35 (530)	137.52 (146)		
	539909	MOLTZAN Paula	7 APR 1994	-	4.39 (8)	12.34 (23)	538.64(2148)	999.99 (925)		
	6535237	SHIFFRIN Mikaela	13 MAR 1995	7.11 (18)	0.00 (1)	0.00 (1)	0.75 (4)	2.25 (2)		

Legend:							
-	No points	AC	Alpine Combined	DH	Downhill	GS	Giant Slalom
SG	Super-G	SL	Slalom				





AUDI FIS SKI WORLD CUP 2023/24



Åre (SWE)



10th Women's Slalom

SUN 10 MAR 2024

DRAW LIST

Start Time 10:30

Number of Competitors: 57, Number of NSAs: 17

Rank 120 in the FIS List: POMARE Ambra 23.34 FIS Points

No.	FIS Code	Name	NSA Code	WCSL-SL	WCSL-O	FIS-SL
1	6535237	SHIFFRIN Mikaela	USA	816 (1)	1656 (3)	0.00 (1)
2	206355	DUERR Lena	GER	543 (3)	592 (15)	1.20 (6)
3	506146	SWENN LARSSON Anna	SWE	375 (4)	375 (30)	0.53 (4)
4	516284	GISIN Michelle	SUI	360 (5)	818 (10)	7.55 (17)
5	506399	HECTOR Sara	SWE	350 (6)	981 (5)	5.86 (11)
6	385116	LJUTIC Zrinka	CRO	276 (7)	517 (17)	1.64 (7)
7	56388	LIENSBERGER Katharina	AUT	270 (8)	381 (29)	9.73 (22)
8	539909	MOLTZAN Paula	USA	265 (9)	480 (20)	4.39 (8)
9	516562	RAST Camille	SUI	254 (10)	388 (28)	6.45 (12)
10	385096	POPOVIC Leona	CRO	232 (12)	232 (41)	4.57 (9)
11	107798	NULLMEYER Ali	CAN	230 (13)	230 (42)	8.70 (19)
12	56253	HUBER Katharina	AUT	228 (14)	229 (43)	12.31 (26)
13	56315	TRUPPE Katharina	AUT	220 (15)	238 (40)	7.05 (14)
14	516528	MEILLARD Melanie	SUI	180 (16)	217 (46)	12.84 (30)
15	56367	GALLHUBER Katharina	AUT	155 (17)	155 (60)	12.85 (31)
16	565463	SLOKAR Andreja	SLO	136 (18)	182 (53)	0.85 (5)
17	426100	HOLTMANN Mina Fuerst	NOR	131 (19)	304 (35)	8.32 (18)
18	107427	ST-GERMAIN Laurence	CAN	122 (20)	122 (66)	5.71 (10)
19	565401	BUCIK Ana	SLO	121 (21)	219 (45)	6.49 (13)
20	198215	POGNEAUX Chiara	FRA	111 (22)	111 (69)	11.08 (25)
21	56392	GRITSCH Franziska	AUT	107 (23)	419 (25)	7.33 (15)
22	155728	DUBOVSKA Martina	CZE	104 (24)	104 (71)	14.62 (38)
23	426193	STJERNESUND Thea Louise	NOR	97 (25)	428 (24)	8.75 (20)
24	555072	GERMANE Dzenifera	LAT	95 (26)	95 (73)	14.55 (37)
25	565491	DVORNIK Neja	SLO	92 (27)	149 (62)	13.11 (32)
26	516530	GOOD Nicole	SUI	91 (28)	91 (74)	14.25 (34)
27	507109	ARONSSON ELFMAN Hanna	SWE	88 (29)	88 (75)	7.34 (16)
28	299699	PETERLINI Martina	ITA	82 (30)	82 (79)	16.26 (46)
29	805009	COLTURI Lara	ALB	79 (31)	175 (55)	16.32 (48)
30	6295165	ROSSETTI Marta	ITA	78 (32)	78 (81)	12.68 (29)
31	+ 500 297601	BRIGNONE Federica	ITA	1 (67)	1720 (2)	18.64 (66)
32	6536392	HURT A.J.	USA	66 (34)	268 (37)	10.45 (23)
33	107747	SMART Amelia	CAN	74 (33)	74 (82)	12.54 (28)
34	198176	LAMURE Marie	FRA	64 (35)	114 (67)	13.31 (33)
35	6295075	DELLA MEA Lara	ITA	41 (40)	48 (95)	14.40 (35)
36	506867	FERMBAECK Elsa	SWE	1 (67)	1 (151)	14.45 (36)
37	507325	OEHLUND Cornelia	SWE	58 (36)	58 (86)	15.00 (39)
38	108420	FORGET Arianne	CAN	-	-	15.94 (42)



Åre (SWE)
DRAW LIST

Number of Competitors: 57, Number of NSAs: 17

Rank 120 in the FIS List: POMARE Ambra 23.34 FIS Points

No.	FIS Code	Name	NSA Code	WCSL-SL	WCSL-O	FIS-SL
39	507168	AICHER Emma	GER	37 (42)	243 (39)	16.09 (43)
40	405172	WESTHOFF Bianca Bakke	NOR	30 (45)	30 (106)	16.26 (46)
41	507046	BOSTROEM MUSSENER Moa	SWE	3 (61)	3 (143)	16.56 (49)
42	355061	HILZINGER Jessica	GER	40 (41)	40 (99)	17.06 (51)
43	197616	ALPHAND Estelle	SWE	27 (46)	49 (93)	17.18 (52)
44	516426	STOFFEL Elena	SUI	51 (38)	51 (91)	17.25 (55)
45	299822	TSCHURTSCHENTHALER Vera	ITA	15 (51)	15 (123)	17.35 (56)
46	198164	CHEVRIER Marion	FRA	32 (44)	32 (105)	17.47 (57)
47	426285	MAARSTOEL Andrine	NOR	26 (47)	26 (109)	17.68 (58)
48	539927	LAPANJA Lila	USA	4 (59)	4 (141)	18.06 (61)
49	426187	LYSDAHL Kristin	NOR	54 (37)	110 (70)	18.07 (62)
50	56550	HOERHAGER Lisa	AUT	11 (53)	11 (130)	19.16 (67)
51	225518	GUEST Charlie	GBR	1 (67)	1 (151)	19.51 (69)
52	185493	POHJOLAINEN Rosa	FIN	1 (67)	1 (151)	20.65 (75)
53	299939	LORENZI Lucrezia	ITA	11 (53)	11 (130)	21.00 (80)
54	506965	HENNING Emelie	SWE	-	-	22.52 (100)
55	56744	WAROSCHITZ Maja	AUT	-	-	>24.06 (133)
56	405138	JELINKOVA Adriana	CZE	-	9 (133)	>24.37 (141)
57	65117	VANREUSEL Kim	BEL	-	-	>25.35 (156)

Legend:			
-	No points	+ 500	At least 500 points on WCSL-O after 15th place or after 30th place
>	Greater than 120th rank in the FIS points list	FIS-SL	FIS points for Slalom (18th FIS points list 2023/2024)
	No.	Control Number	WCSL-O Overall FIS World Cup Start List points
WCSL-SL	FIS World Cup Start List points for Slalom		



AUDI FIS SKI WORLD CUP 2023/24



Åre (SWE)



10th Women's Slalom

SUN 10 MAR 2024

START LIST RUN 1

Start Time 10:30

Number of Competitors: 57, Number of NSAs: 17

Bib	FIS Code	Name	Year of Birth	NSA Code	Time	Ski
1	385116	LJUTIC Zrinka	2004	CRO	_____	Rossignol
2	206355	DUERR Lena	1991	GER	_____	Head
3	56388	LIENSBERGER Katharina	1997	AUT	_____	Rossignol
4	516284	GISIN Michelle	1993	SUI	_____	Salomon
5	6535237	SHIFFRIN Mikaela	1995	USA	_____	Atomic
6	506146	SWENN LARSSON Anna	1991	SWE	_____	Head
7	506399	HECTOR Sara	1992	SWE	_____	Head
8	56315	TRUPPE Katharina	1996	AUT	_____	Voelkl
9	56367	GALLHUBER Katharina	1997	AUT	_____	Atomic
10	516562	RAST Camille	1999	SUI	_____	Head
11	56253	HUBER Katharina	1995	AUT	_____	Fischer
12	385096	POPOVIC Leona	1997	CRO	_____	Voelkl
13	539909	MOLTZAN Paula	1994	USA	_____	Rossignol
14	516528	MEILLARD Melanie	1998	SUI	_____	Rossignol
15	107798	NULLMEYER Ali	1998	CAN	_____	Atomic
-----break-----						
16	565463	SLOKAR Andreja	1997	SLO	_____	Nordica
17	426100	HOLTMANN Mina Fuerst	1995	NOR	_____	Atomic
18	107427	ST-GERMAIN Laurence	1994	CAN	_____	Rossignol
19	565401	BUCIK Ana	1993	SLO	_____	Salomon
20	198215	POGNEAUX Chiara	2002	FRA	_____	Rossignol
21	56392	GRITSCH Franziska	1997	AUT	_____	Head
22	155728	DUBOVSKA Martina	1992	CZE	_____	Kaestle
-----break-----						
23	426193	STJERNESUND Thea Louise	1996	NOR	_____	Rossignol
24	555072	GERMANE Dzenifera	2003	LAT	_____	Head
25	565491	DVORNIK Neja	2001	SLO	_____	Fischer
26	516530	GOOD Nicole	1998	SUI	_____	Stoekli
27	507109	ARONSSON ELFMAN Hanna	2002	SWE	_____	Rossignol
28	299699	PETERLINI Martina	1997	ITA	_____	Rossignol
29	805009	COLTURI Lara	2006	ALB	_____	Blizzard
30	6295165	ROSSETTI Marta	1999	ITA	_____	Head
-----break-----						
31	297601	BRIGNONE Federica	1990	ITA	_____	Rossignol
32	6536392	HURT A.J.	2000	USA	_____	Head
33	107747	SMART Amelia	1998	CAN	_____	Atomic
34	198176	LAMURE Marie	2001	FRA	_____	Rossignol
35	6295075	DELLA MEA Lara	1999	ITA	_____	Fischer
36	506867	FERMBAECK Elsa	1998	SWE	_____	Fischer
37	507325	OEHLUND Cornelia	2005	SWE	_____	Head
38	108420	FORGET Arianne	2003	CAN	_____	Atomic
39	507168	AICHER Emma	2003	GER	_____	Head
40	405172	WESTHOFF Bianca Bakke	2000	NOR	_____	Atomic
41	507046	BOSTROEM MUSSENER Moa	2001	SWE	_____	Rossignol
42	355061	HILZINGER Jessica	1997	GER	_____	Head



Åre (SWE)

10th Women's Slalom

SUN 10 MAR 2024

START LIST RUN 1

Start Time 10:30

Number of Competitors: 57, Number of NSAs: 17

Bib	FIS Code	Name	Year of Birth	NSA Code	Time	Ski
43	197616	ALPHAND Estelle	1995	SWE		Head
44	516426	STOFFEL Elena	1996	SUI		Dynastar
45	299822	TSCHURTSCHENTHALER Vera	1997	ITA		Rossignol
46	198164	CHEVRIER Marion	2001	FRA		Atomic
47	426285	MAARSTOEL Andrine	1999	NOR		Head
48	539927	LAPANJA Lila	1994	USA		Stoeckli
49	426187	LYSDAHL Kristin	1996	NOR		Rossignol
50	56550	HOERHAGER Lisa	2001	AUT		Voelkl
51	225518	GUEST Charlie	1993	GBR		Fischer
52	185493	POHJOLAINEN Rosa	2003	FIN		Atomic
53	299939	LORENZI Lucrezia	1998	ITA		Rossignol
54	506965	HENNING Emelie	1999	SWE		Nordica
55	56744	WAROSCHITZ Maja	2006	AUT		Atomic
56	405138	JELINKOVA Adriana	1995	CZE		Voelkl
57	65117	VANREUSEL Kim	1998	BEL		Salomon

Jury

FIS Technical Delegate	ENSTAD Anne	NOR
Referee	GERDOL Peter	FIS
Assistant Referee	MAYR Markus	FIS
Chief of Race	ANGLAND LINDVALL Aase	SWE

Technical Data

Course Name	Störtloppsbacken
Start Altitude	586m
Finish Altitude	396m
Vertical Drop	190m
Homologation Number	12145/11/16

Race Information Run 1

Course Setter	WICKI Denis	SUI
Gates/Turning Gates	69/68	
Start Time	10:30	

Race Information Run 2

Course Setter	MAGONI Livio	CZE
Gates/Turning Gates		
Start Time	13:30	

Forerunners:

Run 1:	F1 - HEDIN Astrid	SWE	F2 - GUSTAFSSON Lina	SWE	F3 - HOLMQVIST Emma	SWE
Run 2:	F1 - HEDIN Astrid	SWE	F2 - GUSTAFSSON Lina	SWE	F3 - HOLMQVIST Emma	SWE

Legend:

YB Year of Birth



AUDI FIS SKI WORLD CUP 2023/24



Åre (SWE)

10th Women's Slalom

SUN 10 MAR 2024

Start Time 10:30

OFFICIAL RESULTS RUN 1

Number of Competitors: 57, Number of NSAs: 17

Rank	Bib	FIS Code	Name	YB	NSA Code	Time	Difference	Ski
1	5	6535237	SHIFFRIN Mikaela	1995	USA	49.94		Atomic
2	4	516284	GISIN Michelle	1993	SUI	49.96	0.02	Salomon
3	1	385116	LJUTIC Zrinka	2004	CRO	50.05	0.11	Rossignol
4	2	206355	DUERR Lena	1991	GER	50.18	0.24	Head
5	11	56253	HUBER Katharina	1995	AUT	50.63	0.69	Fischer
6	9	56367	GALLHUBER Katharina	1997	AUT	50.72	0.78	Atomic
7	13	539909	MOLTZAN Paula	1994	USA	50.89	0.95	Rossignol
8	6	506146	SWENN LARSSON Anna	1991	SWE	50.90	0.96	Head
8	3	56388	LIENSBERGER Katharina	1997	AUT	50.90	0.96	Rossignol
10	24	555072	GERMANE Dzenifera	2003	LAT	51.00	1.06	Head
11	39	507168	AICHER Emma	2003	GER	51.03	1.09	Head
12	14	516528	MEILLARD Melanie	1998	SUI	51.05	1.11	Rossignol
13	16	565463	SLOKAR Andreja	1997	SLO	51.13	1.19	Nordica
14	25	565491	DVORNIK Neja	2001	SLO	51.14	1.20	Fischer
15	19	565401	BUCIK Ana	1993	SLO	51.19	1.25	Salomon
16	10	516562	RAST Camille	1999	SUI	51.24	1.30	Head
17	7	506399	HECTOR Sara	1992	SWE	51.25	1.31	Head
18	22	155728	DUBOVSKA Martina	1992	CZE	51.35	1.41	Kaestle
19	15	107798	NULLMEYER Ali	1998	CAN	51.43	1.49	Atomic
20	27	507109	ARONSSON ELFMAN Hanna	2002	SWE	51.47	1.53	Rossignol
21	12	385096	POPOVIC Leona	1997	CRO	51.79	1.85	Voelkl
22	33	107747	SMART Amelia	1998	CAN	51.90	1.96	Atomic
23	28	299699	PETERLINI Martina	1997	ITA	51.99	2.05	Rossignol
24	36	506867	FERMBAECK Elsa	1998	SWE	52.12	2.18	Fischer
25	31	297601	BRIGNONE Federica	1990	ITA	52.13	2.19	Rossignol
26	40	405172	WESTHOFF Bianca Bakke	2000	NOR	52.24	2.30	Atomic
27	35	6295075	DELLA MEA Lara	1999	ITA	52.27	2.33	Fischer
28	18	107427	ST-GERMAIN Laurence	1994	CAN	52.29	2.35	Rossignol
29	29	805009	COLTURI Lara	2006	ALB	52.35	2.41	Blizzard
30	46	198164	CHEVRIER Marion	2001	FRA	52.41	2.47	Atomic

DID NOT QUALIFY FOR RUN 2: 20 competitors

31	34	198176	LAMURE Marie	2001	FRA	52.42	2.48	Rossignol
32	42	355061	HILZINGER Jessica	1997	GER	52.43	2.49	Head
33	21	56392	GRITSCH Franziska	1997	AUT	52.44	2.50	Head
34	20	198215	POGNEAUX Chiara	2002	FRA	52.51	2.57	Rossignol
35	30	6295165	ROSSETTI Marta	1999	ITA	52.53	2.59	Head
36	50	56550	HOERHAGER Lisa	2001	AUT	52.55	2.61	Voelkl
37	26	516530	GOOD Nicole	1998	SUI	52.56	2.62	Stoeckli
38	41	507046	BOSTROEM MUSSENER Moa	2001	SWE	52.57	2.63	Rossignol
39	49	426187	LYSDAHL Kristin	1996	NOR	52.61	2.67	Rossignol
40	45	299822	TSCHURTSCHENTHALER Vera	1997	ITA	52.84	2.90	Rossignol
41	47	426285	MAARSTOEL Andrine	1999	NOR	52.86	2.92	Head
42	23	426193	STJERNESUND Thea Louise	1996	NOR	53.12	3.18	Rossignol
43	53	299939	LORENZI Lucrezia	1998	ITA	53.29	3.35	Rossignol
44	44	516426	STOFFEL Elena	1996	SUI	53.48	3.54	Dynastar



Åre (SWE)
OFFICIAL RESULTS RUN 1

Number of Competitors: 57, Number of NSAs: 17

Rank	Bib	FIS Code	Name	YB	NSA Code	Time	Difference	Ski
45	38	108420	FORGET Arianne	2003	CAN	53.55	3.61	Atomic
46	48	539927	LAPANJA Lila	1994	USA	53.56	3.62	Stoeckli
47	51	225518	GUEST Charlie	1993	GBR	53.67	3.73	Fischer
48	55	56744	WAROSCHITZ Maja	2006	AUT	53.77	3.83	Atomic
49	32	6536392	HURT A.J.	2000	USA	54.39	4.45	Head
50	57	65117	VANREUSEL Kim	1998	BEL	54.65	4.71	Salomon

DID NOT FINISH RUN 1: 7 competitors

8	56315	TRUPPE Katharina	1996	AUT	Voelkl
17	426100	HOLTMANN Mina Fuerst	1995	NOR	Atomic
37	507325	OEHLUND Cornelia	2005	SWE	Head
43	197616	ALPHAND Estelle	1995	SWE	Head
52	185493	POHJOLAINEN Rosa	2003	FIN	Atomic
54	506965	HENNING Emelie	1999	SWE	Nordica
56	405138	JELINKOVA Adriana	1995	CZE	Voelkl

Jury

FIS Technical Delegate	ENSTAD Anne	NOR
Referee	GERDOL Peter	FIS
Assistant Referee	MAYR Markus	FIS
Chief of Race	ANGLAND LINDVALL Aase	SWE

Technical Data

Course Name	Störtloppsbacken
Start Altitude	586m
Finish Altitude	396m
Vertical Drop	190m
Homologation Number	12145/11/16

Race Information Run 1

Course Setter	WICKI Denis	SUI
Gates/Turning Gates	69/68	
Start Time	10:30	

Race Information Run 2

Course Setter	MAGONI Livio	CZE
Gates/Turning Gates		
Start Time	13:30	

Forerunners:

Run 1:	F1 - HEDIN Astrid	SWE	F2 - GUSTAFSSON Lina	SWE	F3 - HOLMQVIST Emma	SWE
Run 2:	F1 - HEDIN Astrid	SWE	F2 - GUSTAFSSON Lina	SWE	F3 - HOLMQVIST Emma	SWE

Conditions on course:

Run 1	SUNNY	Snow:	HARD	Temperature - Start:	-7°C	Temperature - Finish:	-6°C
-------	-------	-------	------	----------------------	------	-----------------------	------

Legend:

YB	Year of Birth
----	---------------



AUDI FIS SKI WORLD CUP 2023/24



Åre (SWE)



10th Women's Slalom

SUN 10 MAR 2024

START LIST RUN 2

Start Time 13:30

Number of Competitors: 30, Number of NSAs: 14

Start Order	Bib	FIS Code	Name	Year of Birth	NSA Code	Run 1	Diff.	Rank	Run 2	Total	Ski
1	46	198164	CHEVRIER Marion	2001	FRA	52.41	2.47	30			Atomic
2	29	805009	COLTURI Lara	2006	ALB	52.35	2.41	29			Blizzard
3	18	107427	ST-GERMAIN Laurence	1994	CAN	52.29	2.35	28			Rossignol
4	35	6295075	DELLA MEA Lara	1999	ITA	52.27	2.33	27			Fischer
5	40	405172	WESTHOFF Bianca Bakke	2000	NOR	52.24	2.30	26			Atomic
6	31	297601	BRIGNONE Federica	1990	ITA	52.13	2.19	25			Rossignol
7	36	506867	FERMBAECK Elsa	1998	SWE	52.12	2.18	24			Fischer
8	28	299699	PETERLINI Martina	1997	ITA	51.99	2.05	23			Rossignol
9	33	107747	SMART Amelia	1998	CAN	51.90	1.96	22			Atomic
10	12	385096	POPOVIC Leona	1997	CRO	51.79	1.85	21			Voelkl
11	27	507109	ARONSSON ELFMAN Hanna	2002	SWE	51.47	1.53	20			Rossignol
12	15	107798	NULLMEYER Ali	1998	CAN	51.43	1.49	19			Atomic
13	22	155728	DUBOVSKA Martina	1992	CZE	51.35	1.41	18			Kaestle
14	7	506399	HECTOR Sara	1992	SWE	51.25	1.31	17			Head
15	10	516562	RAST Camille	1999	SUI	51.24	1.30	16			Head
----- break -----											
16	19	565401	BUCIK Ana	1993	SLO	51.19	1.25	15			Salomon
17	25	565491	DVORNIK Neja	2001	SLO	51.14	1.20	14			Fischer
18	16	565463	SLOKAR Andreja	1997	SLO	51.13	1.19	13			Nordica
19	14	516528	MEILLARD Melanie	1998	SUI	51.05	1.11	12			Rossignol
20	39	507168	AICHER Emma	2003	GER	51.03	1.09	11			Head
21	24	555072	GERMANE Dzenifera	2003	LAT	51.00	1.06	10			Head
----- break -----											
22	3	56388	LIENSBERGER Katharina	1997	AUT	50.90	0.96	8			Rossignol
23	6	506146	SWENN LARSSON Anna	1991	SWE	50.90	0.96	8			Head
24	13	539909	MOLTZAN Paula	1994	USA	50.89	0.95	7			Rossignol
25	9	56367	GALLHUBER Katharina	1997	AUT	50.72	0.78	6			Atomic
26	11	56253	HUBER Katharina	1995	AUT	50.63	0.69	5			Fischer
27	2	206355	DUERR Lena	1991	GER	50.18	0.24	4			Head
28	1	385116	LJUTIC Zrinka	2004	CRO	50.05	0.11	3			Rossignol
29	4	516284	GISIN Michelle	1993	SUI	49.96	0.02	2			Salomon
30	5	6535237	SHIFFRIN Mikaela	1995	USA	49.94		1			Atomic

Jury

FIS Technical Delegate	ENSTAD Anne	NOR
Referee	GERDOL Peter	FIS
Assistant Referee	MAYR Markus	FIS
Chief of Race	ANGLAND LINDVALL Aase	SWE

Technical Data

Course Name	Störtloppsbacken
Start Altitude	586m
Finish Altitude	396m
Vertical Drop	190m
Homologation Number	12145/11/16

Race Information Run 1

Course Setter	WICKI Denis	SUI
Gates/Turning Gates	69/68	
Start Time	10:30	

Race Information Run 2

Course Setter	MAGONI Livio	CZE
Gates/Turning Gates		
Start Time	13:30	

Forerunners:

Run 1:	F1 - HEDIN Astrid	SWE	F2 - GUSTAFSSON Lina	SWE	F3 - HOLMQVIST Emma	SWE
Run 2:	F1 - HEDIN Astrid	SWE	F2 - GUSTAFSSON Lina	SWE	F3 - HOLMQVIST Emma	SWE





AUDI FIS SKI WORLD CUP 2023/24



Åre (SWE)



10th Women's Slalom

SUN 10 MAR 2024

Start Time 13:30

OFFICIAL RESULTS

Number of Competitors: 57, Number of NSAs: 17

Penalty applied: 0.00

Rank	Bib	FIS Code	Name	YB	NSA Code	Run 1		Run 2		Total	Diff.	Race Points	Ski
						Time	Rank	Time	Rank				
1	5	6535237	SHIFFRIN Mikaela	1995	USA	49.94	(1)	53.01	(1)	1:42.95		0.00	Atomic
2	1	385116	LJUTIC Zrinka	2004	CRO	50.05	(3)	54.14	(18)	1:44.19	1.24	8.79	Rossignol
3	4	516284	GISIN Michelle	1993	SUI	49.96	(2)	54.33	(20)	1:44.29	1.34	9.50	Salomon
4	2	206355	DUERR Lena	1991	GER	50.18	(4)	54.12	(15)	1:44.30	1.35	9.57	Head
5	6	506146	SWENN LARSSON Anna	1991	SWE	50.90	(8)	53.41	(2)	1:44.31	1.36	9.64	Head
6	3	56388	LIENSBERGER Katharina	1997	AUT	50.90	(8)	53.95	(10)	1:44.85	1.90	13.47	Rossignol
7	39	507168	AICHER Emma	2003	GER	51.03	(11)	53.83	(4)	1:44.86	1.91	13.54	Head
8	24	555072	GERMANE Dzenifera	2003	LAT	51.00	(10)	53.95	(10)	1:44.95	2.00	14.18	Head
9	25	565491	DVORNIK Neja	2001	SLO	51.14	(14)	53.85	(5)	1:44.99	2.04	14.47	Fischer
10	13	539909	MOLTZAN Paula	1994	USA	50.89	(7)	54.13	(17)	1:45.02	2.07	14.68	Rossignol
11	9	56367	GALLHUBER Katharina	1997	AUT	50.72	(6)	54.36	(21)	1:45.08	2.13	15.10	Atomic
12	10	516562	RAST Camille	1999	SUI	51.24	(16)	53.91	(6)	1:45.15	2.20	15.60	Head
13	14	516528	MEILLARD Melanie	1998	SUI	51.05	(12)	54.12	(15)	1:45.17	2.22	15.74	Rossignol
14	7	506399	HECTOR Sara	1992	SWE	51.25	(17)	53.94	(8)	1:45.19	2.24	15.88	Head
15	22	155728	DUBOVSKA Martina	1992	CZE	51.35	(18)	54.10	(14)	1:45.45	2.50	17.73	Kaestle
16	11	56253	HUBER Katharina	1995	AUT	50.63	(5)	54.93	(28)	1:45.56	2.61	18.51	Fischer
17	12	385096	POPOVIC Leona	1997	CRO	51.79	(21)	53.94	(8)	1:45.73	2.78	19.71	Voelkl
18	16	565463	SLOKAR Andreja	1997	SLO	51.13	(13)	54.65	(25)	1:45.78	2.83	20.07	Nordica
19	15	107798	NULLMEYER Ali	1998	CAN	51.43	(19)	54.42	(22)	1:45.85	2.90	20.56	Atomic
20	33	107747	SMART Amelia	1998	CAN	51.90	(22)	54.00	(13)	1:45.90	2.95	20.92	Atomic
21	19	565401	BUCIK Ana	1993	SLO	51.19	(15)	54.73	(27)	1:45.92	2.97	21.06	Salomon
22	18	107427	ST-GERMAIN Laurence	1994	CAN	52.29	(28)	53.79	(3)	1:46.08	3.13	22.19	Rossignol
23	29	805009	COLTURI Lara	2006	ALB	52.35	(29)	53.93	(7)	1:46.28	3.33	23.61	Blizzard
24	46	198164	CHEVRIER Marion	2001	FRA	52.41	(30)	53.97	(12)	1:46.38	3.43	24.32	Atomic
25	35	6295075	DELLA MEA Lara	1999	ITA	52.27	(27)	54.16	(19)	1:46.43	3.48	24.68	Fischer
26	28	299699	PETERLINI Martina	1997	ITA	51.99	(23)	54.61	(24)	1:46.60	3.65	25.88	Rossignol
27	31	297601	BRIGNONE Federica	1990	ITA	52.13	(25)	54.59	(23)	1:46.72	3.77	26.73	Rossignol
28	40	405172	WESTHOFF Bianca Bakke	2000	NOR	52.24	(26)	54.72	(26)	1:46.96	4.01	28.43	Atomic

DID NOT FINISH RUN 2: 2 competitors

27	507109	ARONSSON ELFMAN Hanna	2002	SWE									Rossignol
36	506867	FERMBAECK Elsa	1998	SWE									Fischer

DID NOT QUALIFY FOR RUN 2: 20 competitors

34	198176	LAMURE Marie	2001	FRA	52.42	(31)							Rossignol
42	355061	HILZINGER Jessica	1997	GER	52.43	(32)							Head
21	56392	GRITSCH Franziska	1997	AUT	52.44	(33)							Head
20	198215	POGNEAUX Chiara	2002	FRA	52.51	(34)							Rossignol
30	6295165	ROSSETTI Marta	1999	ITA	52.53	(35)							Head
50	56550	HOERHAGER Lisa	2001	AUT	52.55	(36)							Voelkl
26	516530	GOOD Nicole	1998	SUI	52.56	(37)							Stoekli
41	507046	BOSTROEM MUSSENER Moa	2001	SWE	52.57	(38)							Rossignol
49	426187	LYSDAHL Kristin	1996	NOR	52.61	(39)							Rossignol
45	299822	TSCHURTSCHENTHALER Vera	1997	ITA	52.84	(40)							Rossignol
47	426285	MAARSTOEL Andrine	1999	NOR	52.86	(41)							Head
23	426193	STJERNESUND Thea Louise	1996	NOR	53.12	(42)							Rossignol
53	299939	LORENZI Lucrezia	1998	ITA	53.29	(43)							Rossignol



Åre (SWE)

10th Women's Slalom

SUN 10 MAR 2024

Start Time 13:30

OFFICIAL RESULTS

Number of Competitors: 57, Number of NSAs: 17

Penalty applied: 0.00

Rank	Bib	FIS Code	Name	YB	NSA Code	Run 1	Run 2	Total	Diff.	Race Points	Ski
						Time Rank	Time Rank				
	44	516426	STOFFEL Elena	1996	SUI	53.48 (44)					Dynastar
	38	108420	FORGET Arianne	2003	CAN	53.55 (45)					Atomic
	48	539927	LAPANJA Lila	1994	USA	53.56 (46)					Stoeckli
	51	225518	GUEST Charlie	1993	GBR	53.67 (47)					Fischer
	55	56744	WAROSCHITZ Maja	2006	AUT	53.77 (48)					Atomic
	32	6536392	HURT A.J.	2000	USA	54.39 (49)					Head
	57	65117	VANREUSEL Kim	1998	BEL	54.65 (50)					Salomon

DID NOT FINISH RUN 1: 7 competitors

8	56315	TRUPPE Katharina	1996	AUT							Voelkl
17	426100	HOLTMANN Mina Fuerst	1995	NOR							Atomic
37	507325	OEHLUND Cornelia	2005	SWE							Head
43	197616	ALPHAND Estelle	1995	SWE							Head
52	185493	POHJOLAINEN Rosa	2003	FIN							Atomic
54	506965	HENNING Emelie	1999	SWE							Nordica
56	405138	JELINKOVA Adriana	1995	CZE							Voelkl

Jury

FIS Technical Delegate	ENSTAD Anne	NOR
Referee	GERDOL Peter	FIS
Assistant Referee	MAYR Markus	FIS
Chief of Race	ANGLAND LINDVALL Aase	SWE

Technical Data

Course Name	Störtloppsbacken
Start Altitude	586m
Finish Altitude	396m
Vertical Drop	190m
Homologation Number	12145/11/16

Race Information Run 1

Course Setter	WICKI Denis	SUI
Gates/Turning Gates	69/68	
Start Time	10:30	

Race Information Run 2

Course Setter	MAGONI Livio	CZE
Gates/Turning Gates	70/69	
Start Time	13:30	

Forerunners:

Run 1:	F1 - HEDIN Astrid	SWE	F2 - GUSTAFSSON Lina	SWE	F3 - HOLMQVIST Emma	SWE
Run 2:	F1 - HEDIN Astrid	SWE	F2 - GUSTAFSSON Lina	SWE	F3 - HOLMQVIST Emma	SWE

Conditions on course:

Run 1	SUNNY	Snow: HARD	Temperature - Start: -7°C	Temperature - Finish: -6°C
Run 2	SUNNY	Snow: HARD	Temperature - Start: -5°C	Temperature - Finish: -3°C

Legend:

YB Year of Birth



AUDI FIS SKI WORLD CUP 2023/24



Åre (SWE)



10th Women's Slalom

SUN 10 MAR 2024

Start Time 10:30

PENALTY CALCULATION

Best 10 at Finish

F-factor: 730

Rank	Bib	FIS Code	Name	NSA Code	FIS Points	Best 5	Race Points
1	5	6535237	SHIFFRIN Mikaela	USA	0.00	0.00	0.00
2	1	385116	LJUTIC Zrinka	CRO	1.64	1.64	8.79
3	4	516284	GISIN Michelle	SUI	7.55		
4	2	206355	DUERR Lena	GER	1.20	1.20	9.57
5	6	506146	SWENN LARSSON Anna	SWE	0.53	0.53	9.64
6	3	56388	LIENSBERGER Katharina	AUT	9.73		
7	39	507168	AICHER Emma	GER	16.09		
8	24	555072	GERMANE Dzenifera	LAT	14.55		
9	25	565491	DVORNIK Neja	SLO	13.11		
10	13	539909	MOLTZAN Paula	USA	4.39	4.39	14.68

Best 5 FIS Points Started

Rank	Bib	FIS Code	Name	NSA Code	FIS Points
1	5	6535237	SHIFFRIN Mikaela	USA	0.00
5	6	506146	SWENN LARSSON Anna	SWE	0.53
18	16	565463	SLOKAR Andreja	SLO	0.85
4	2	206355	DUERR Lena	GER	1.20
2	1	385116	LJUTIC Zrinka	CRO	1.64

TOTALS:

FIS Points of Best 5 Started (B)	4.22	
FIS Points of Best 5 at Finish in Top 10 (A)		7.76
Race Points of Corresponding Competitors (C)		42.68
Calculated Penalty (A+B-C):10 =>	-3.070	
Rounded	-3.07	
Category Adder	0.00	
Correction Value (Z)	0.00	
Calculated Penalty	-3.07	
Penalty Applied	0.00	





AUDI FIS SKI WORLD CUP 2023/24



Åre (SWE)



10th Women's Slalom

SUN 10 MAR 2024

Start Time 13:30

PERFORMANCE ANALYSIS BY RANK

Number of Competitors: 28 Number of NSAs: 14

Rank	Bib	Name Ski	NSA Code	Positions				Partials		Difference Time	
				Pos	Time	Rank	Pos	Time	Rank		
1	5	SHIFFRIN Mikaela Atomic	USA	Run 1:	Int1:	10.62	(8)	I1-I2:	13.05	(2)	0.18
					Int2:	23.67	(2)	I2-I3:	13.42	(1)	0.18
					Int3:	37.09	(2)	I3-Fin:	12.85	(2)	0.06
					Fin:	49.94	(1)				0.00
				Run 2:	Int1:	10.36	(4)	I1-I2:	14.47	(13)	0.09
					Int2:	24.83	(7)	I2-I3:	15.12	(1)	0.20
					Int3:	39.95	(1)	I3-Fin:	13.06	(1)	0.00
					Fin:	53.01	(1)				0.00
				Total:	Int1:	1:00.30	(1)				0.00
					Int2:	1:14.77	(1)				0.00
					Int3:	1:29.89	(1)				0.00
					Fin:	1:42.95	(1)				0.00
				2	1	LJUTIC Zrinka Rossignol	CRO	Run 1:	Int1:	10.71	(15)
Int2:	23.81	(4)	I2-I3:						13.47	(2)	0.32
Int3:	37.28	(4)	I3-Fin:						12.77	(1)	0.25
Fin:	50.05	(3)									0.11
Run 2:	Int1:	10.38	(5)					I1-I2:	14.50	(15)	0.11
	Int2:	24.88	(9)					I2-I3:	15.82	(24)	0.25
	Int3:	40.70	(16)					I3-Fin:	13.44	(12)	0.75
	Fin:	54.14	(18)								1.13
Total:	Int1:	1:00.43	(2)								0.13
	Int2:	1:14.93	(2)								0.16
	Int3:	1:30.75	(2)								0.86
	Fin:	1:44.19	(2)								1.24
3	4	GISIN Michelle Salomon	SUI					Run 1:	Int1:	10.71	(15)
				Int2:	23.49	(1)	I2-I3:		13.54	(4)	0.00
				Int3:	37.03	(1)	I3-Fin:		12.93	(3)	0.00
				Fin:	49.96	(2)					0.02
				Run 2:	Int1:	10.58	(24)	I1-I2:	14.74	(25)	0.31
					Int2:	25.32	(28)	I2-I3:	15.81	(23)	0.69
					Int3:	41.13	(28)	I3-Fin:	13.20	(3)	1.18
					Fin:	54.33	(20)				1.32
				Total:	Int1:	1:00.54	(3)				0.24
					Int2:	1:15.28	(3)				0.51
					Int3:	1:31.09	(4)				1.20
					Fin:	1:44.29	(3)				1.34



Åre (SWE)

PERFORMANCE ANALYSIS BY RANK

Number of Competitors: 28 Number of NSAs: 14

Rank	Bib	Name Ski	NSA		Positions			Partials		Difference Time		
			Code	Pos	Time	Rank	Pos	Time	Rank			
4	2	DUERR Lena Head	GER	Run 1:	Int1:	10.53	(3)	I1-I2:	13.14	(5)	0.09	
					Int2:	23.67	(2)	I2-I3:	13.48	(3)	0.18	
					Int3:	37.15	(3)	I3-Fin:	13.03	(4)	0.12	
					Fin:	50.18	(4)				0.24	
					Run 2:	Int1:	10.51	(19)	I1-I2:	14.71	(24)	0.24
						Int2:	25.22	(22)	I2-I3:	15.56	(12)	0.59
						Int3:	40.78	(20)	I3-Fin:	13.34	(9)	0.83
						Fin:	54.12	(15)				1.11
					Total:	Int1:	1:00.69	(4)				0.39
						Int2:	1:15.40	(4)				0.63
						Int3:	1:30.96	(3)				1.07
						Fin:	1:44.30	(4)				1.35
					5	6	SWENN LARSSON Anna Head	SWE	Run 1:	Int1:	10.78	(21)
Int2:	23.88	(6)	I2-I3:	13.94						(21)	0.39	
Int3:	37.82	(9)	I3-Fin:	13.08						(5)	0.79	
Fin:	50.90	(8)									0.96	
Run 2:	Int1:	10.33	(2)	I1-I2:						14.47	(13)	0.06
	Int2:	24.80	(5)	I2-I3:						15.41	(2)	0.17
	Int3:	40.21	(2)	I3-Fin:						13.20	(3)	0.26
	Fin:	53.41	(2)									0.40
Total:	Int1:	1:01.23	(7)									0.93
	Int2:	1:15.70	(6)									0.93
	Int3:	1:31.11	(5)									1.22
	Fin:	1:44.31	(5)									1.36
6	3	LIENSBERGER Katharina Rossignol	AUT	Run 1:						Int1:	10.84	(28)
					Int2:	24.15	(14)	I2-I3:	13.63	(8)	0.66	
					Int3:	37.78	(8)	I3-Fin:	13.12	(9)	0.75	
					Fin:	50.90	(8)				0.96	
					Run 2:	Int1:	10.53	(21)	I1-I2:	14.77	(27)	0.26
						Int2:	25.30	(27)	I2-I3:	15.54	(9)	0.67
						Int3:	40.84	(21)	I3-Fin:	13.11	(2)	0.89
						Fin:	53.95	(10)				0.94
					Total:	Int1:	1:01.43	(9)				1.13
						Int2:	1:16.20	(14)				1.43
						Int3:	1:31.74	(13)				1.85
						Fin:	1:44.85	(6)				1.90
					7	39	AICHER Emma Head	GER	Run 1:	Int1:	10.67	(13)
Int2:	24.08	(12)	I2-I3:	13.80						(14)	0.59	
Int3:	37.88	(13)	I3-Fin:	13.15						(11)	0.85	
Fin:	51.03	(11)									1.09	
Run 2:	Int1:	10.47	(13)	I1-I2:						14.58	(20)	0.20
	Int2:	25.05	(19)	I2-I3:						15.56	(12)	0.42
	Int3:	40.61	(15)	I3-Fin:						13.22	(7)	0.66
	Fin:	53.83	(4)									0.82
Total:	Int1:	1:01.50	(11)									1.20
	Int2:	1:16.08	(12)									1.31
	Int3:	1:31.64	(11)									1.75
	Fin:	1:44.86	(7)									1.91

Number of Competitors: 28 Number of NSAs: 14

Rank	Bib	Name Ski	NSA Code	Positions			Partials		Difference Time		
				Pos	Time	Rank	Pos	Time		Rank	
8	24	GERMANE Dzenifera Head	LAT	Run 1:	Int1:	10.71	(15)	I1-I2:	13.60	(19)	0.27
					Int2:	24.31	(20)	I2-I3:	13.60	(6)	0.82
					Int3:	37.91	(15)	I3-Fin:	13.09	(7)	0.88
					Fin:	51.00	(10)				1.06
				Run 2:	Int1:	10.44	(11)	I1-I2:	14.51	(16)	0.17
					Int2:	24.95	(14)	I2-I3:	15.49	(5)	0.32
					Int3:	40.44	(7)	I3-Fin:	13.51	(15)	0.49
					Fin:	53.95	(10)				0.94
				Total:	Int1:	1:01.44	(10)				1.14
					Int2:	1:15.95	(10)				1.18
					Int3:	1:31.44	(7)				1.55
					Fin:	1:44.95	(8)				2.00
				9	25	DVORNIK Neja Fischer	SLO	Run 1:	Int1:	10.64	(10)
Int2:	24.29	(19)	I2-I3:						13.75	(12)	0.80
Int3:	38.04	(18)	I3-Fin:						13.10	(8)	1.01
Fin:	51.14	(14)									1.20
Run 2:	Int1:	10.42	(9)					I1-I2:	14.52	(17)	0.15
	Int2:	24.94	(12)					I2-I3:	15.52	(8)	0.31
	Int3:	40.46	(8)					I3-Fin:	13.39	(10)	0.51
	Fin:	53.85	(5)								0.84
Total:	Int1:	1:01.56	(13)								1.26
	Int2:	1:16.08	(12)								1.31
	Int3:	1:31.60	(9)								1.71
	Fin:	1:44.99	(9)								2.04
10	13	MOLTZAN Paula Rossignol	USA					Run 1:	Int1:	10.71	(15)
				Int2:	24.06	(11)	I2-I3:		13.66	(9)	0.57
				Int3:	37.72	(7)	I3-Fin:		13.17	(14)	0.69
				Fin:	50.89	(7)					0.95
				Run 2:	Int1:	10.43	(10)	I1-I2:	14.39	(6)	0.16
					Int2:	24.82	(6)	I2-I3:	15.42	(3)	0.19
					Int3:	40.24	(3)	I3-Fin:	13.89	(26)	0.29
					Fin:	54.13	(17)				1.12
				Total:	Int1:	1:01.32	(8)				1.02
					Int2:	1:15.71	(7)				0.94
					Int3:	1:31.13	(6)				1.24
					Fin:	1:45.02	(10)				2.07
				11	9	GALLHUBER Katharina Atomic	AUT	Run 1:	Int1:	10.64	(10)
Int2:	23.92	(9)	I2-I3:						13.72	(11)	0.43
Int3:	37.64	(6)	I3-Fin:						13.08	(5)	0.61
Fin:	50.72	(6)									0.78
Run 2:	Int1:	10.39	(7)					I1-I2:	14.83	(28)	0.12
	Int2:	25.22	(22)					I2-I3:	15.51	(6)	0.59
	Int3:	40.73	(18)					I3-Fin:	13.63	(21)	0.78
	Fin:	54.36	(21)								1.35
Total:	Int1:	1:01.11	(6)								0.81
	Int2:	1:15.94	(9)								1.17
	Int3:	1:31.45	(8)								1.56
	Fin:	1:45.08	(11)								2.13

Number of Competitors: 28 Number of NSAs: 14

Rank	Bib	Name Ski	NSA Code	Positions			Partials		Difference Time						
				Pos	Time	Rank	Pos	Time		Rank					
12	10	RAST Camille Head	SUI	Run 1:	Int1:	10.66	(12)	I1-I2:	13.57	(18)	0.22				
					Int2:	24.23	(18)					I2-I3:	13.59	(5)	0.74
					Int3:	37.82	(9)					I3-Fin:	13.42	(26)	0.79
					Fin:	51.24	(16)								1.30
				Run 2:	Int1:	10.48	(15)	I1-I2:	14.51	(16)	0.21				
					Int2:	24.99	(17)					I2-I3:	15.59	(15)	0.36
					Int3:	40.58	(13)					I3-Fin:	13.33	(8)	0.63
					Fin:	53.91	(6)								0.90
				Total:	Int1:	1:01.72	(16)	1.42							
					Int2:	1:16.23	(15)		1.46						
					Int3:	1:31.82	(15)		1.93						
					Fin:	1:45.15	(12)		2.20						
13	14	MEILLARD Melanie Rossignol	SUI	Run 1:	Int1:	10.63	(9)	I1-I2:	13.28	(9)	0.19				
					Int2:	23.91	(8)					I2-I3:	13.99	(26)	0.42
					Int3:	37.90	(14)					I3-Fin:	13.15	(11)	0.87
					Fin:	51.05	(12)								1.11
				Run 2:	Int1:	10.48	(15)	I1-I2:	14.74	(25)	0.21				
					Int2:	25.22	(22)					I2-I3:	15.69	(19)	0.59
					Int3:	40.91	(23)					I3-Fin:	13.21	(5)	0.96
					Fin:	54.12	(15)								1.11
				Total:	Int1:	1:01.53	(12)	1.23							
					Int2:	1:16.27	(17)		1.50						
					Int3:	1:31.96	(16)		2.07						
					Fin:	1:45.17	(13)		2.22						
14	7	HECTOR Sara Head	SWE	Run 1:	Int1:	10.84	(28)	I1-I2:	13.27	(8)	0.40				
					Int2:	24.11	(13)					I2-I3:	13.89	(19)	0.62
					Int3:	38.00	(16)					I3-Fin:	13.25	(17)	0.97
					Fin:	51.25	(17)								1.31
				Run 2:	Int1:	10.58	(24)	I1-I2:	14.40	(7)	0.31				
					Int2:	24.98	(16)					I2-I3:	15.55	(10)	0.35
					Int3:	40.53	(11)					I3-Fin:	13.41	(11)	0.58
					Fin:	53.94	(8)								0.93
				Total:	Int1:	1:01.83	(18)	1.53							
					Int2:	1:16.23	(15)		1.46						
					Int3:	1:31.78	(14)		1.89						
					Fin:	1:45.19	(14)		2.24						
15	22	DUBOVSKA Martina Kaestle	CZE	Run 1:	Int1:	10.57	(5)	I1-I2:	13.32	(12)	0.13				
					Int2:	23.89	(7)					I2-I3:	13.94	(21)	0.40
					Int3:	37.83	(11)					I3-Fin:	13.52	(31)	0.80
					Fin:	51.35	(18)								1.41
				Run 2:	Int1:	10.40	(8)	I1-I2:	14.27	(3)	0.13				
					Int2:	24.67	(2)					I2-I3:	15.67	(17)	0.04
					Int3:	40.34	(4)					I3-Fin:	13.76	(25)	0.39
					Fin:	54.10	(14)								1.09
				Total:	Int1:	1:01.75	(17)	1.45							
					Int2:	1:16.02	(11)		1.25						
					Int3:	1:31.69	(12)		1.80						
					Fin:	1:45.45	(15)		2.50						

Åre (SWE)



10th Women's Slalom

SUN 10 MAR 2024

PERFORMANCE ANALYSIS BY RANK

Start Time 13:30

Number of Competitors: 28 Number of NSAs: 14

Rank	Bib	Name Ski	NSA Code	Pos	Positions		Partials		Difference Time			
					Time	Rank	Pos	Time		Rank		
16	11	HUBER Katharina Fischer	AUT	Run 1:	Int1:	10.58	(6)	I1-I2:	13.23	(6)	0.14	
					Int2:	23.81	(4)	I2-I3:	13.70	(10)	0.32	
					Int3:	37.51	(5)	I3-Fin:	13.12	(9)	0.48	
					Fin:	50.63	(5)				0.69	
					Run 2:	Int1:	10.34	(3)	I1-I2:	14.45	(12)	0.07
						Int2:	24.79	(4)	I2-I3:	16.20	(27)	0.16
						Int3:	40.99	(24)	I3-Fin:	13.94	(27)	1.04
						Fin:	54.93	(28)				1.92
					Total:	Int1:	1:00.97	(5)				0.67
						Int2:	1:15.42	(5)				0.65
						Int3:	1:31.62	(10)				1.73
						Fin:	1:45.56	(16)				2.61
17	12	POPOVIC Leona Voelkl	CRO	Run 1:	Int1:	10.89	(33)	I1-I2:	13.75	(25)	0.45	
					Int2:	24.64	(26)	I2-I3:	13.80	(14)	1.15	
					Int3:	38.44	(21)	I3-Fin:	13.35	(23)	1.41	
					Fin:	51.79	(21)				1.85	
					Run 2:	Int1:	10.27	(1)	I1-I2:	14.36	(4)	0.00
						Int2:	24.63	(1)	I2-I3:	15.72	(20)	0.00
						Int3:	40.35	(5)	I3-Fin:	13.59	(17)	0.40
						Fin:	53.94	(8)				0.93
					Total:	Int1:	1:02.06	(19)				1.76
						Int2:	1:16.42	(19)				1.65
						Int3:	1:32.14	(17)				2.25
						Fin:	1:45.73	(17)				2.78
18	16	SLOKAR Andreja Nordica	SLO	Run 1:	Int1:	10.67	(13)	I1-I2:	13.38	(14)	0.23	
					Int2:	24.05	(10)	I2-I3:	13.80	(14)	0.56	
					Int3:	37.85	(12)	I3-Fin:	13.28	(20)	0.82	
					Fin:	51.13	(13)				1.19	
					Run 2:	Int1:	10.57	(23)	I1-I2:	14.67	(22)	0.30
						Int2:	25.24	(26)	I2-I3:	15.82	(24)	0.61
						Int3:	41.06	(27)	I3-Fin:	13.59	(17)	1.11
						Fin:	54.65	(25)				1.64
					Total:	Int1:	1:01.70	(15)				1.40
						Int2:	1:16.37	(18)				1.60
						Int3:	1:32.19	(19)				2.30
						Fin:	1:45.78	(18)				2.83
19	15	NULLMEYER Ali Atomic	CAN	Run 1:	Int1:	10.94	(40)	I1-I2:	13.25	(7)	0.50	
					Int2:	24.19	(15)	I2-I3:	13.98	(25)	0.70	
					Int3:	38.17	(19)	I3-Fin:	13.26	(18)	1.14	
					Fin:	51.43	(19)				1.49	
					Run 2:	Int1:	10.80	(28)	I1-I2:	14.37	(5)	0.53
						Int2:	25.17	(21)	I2-I3:	15.58	(14)	0.54
						Int3:	40.75	(19)	I3-Fin:	13.67	(22)	0.80
						Fin:	54.42	(22)				1.41
					Total:	Int1:	1:02.23	(20)				1.93
						Int2:	1:16.60	(20)				1.83
						Int3:	1:32.18	(18)				2.29
						Fin:	1:45.85	(19)				2.90



Åre (SWE)

PERFORMANCE ANALYSIS BY RANK

Number of Competitors: 28 Number of NSAs: 14

Rank	Bib	Name Ski	NSA Code	Run	Positions			Partials		Difference Time	
					Pos	Time	Rank	Pos	Time		Rank
20	33	SMART Amelia Atomic	CAN	Run 1:	Int1:	11.18	(48)	I1-I2:	13.69	(22)	0.74
					Int2:	24.87	(33)	I2-I3:	13.77	(13)	1.38
					Int3:	38.64	(22)	I3-Fin:	13.26	(18)	1.61
					Fin:	51.90	(22)				1.96
				Run 2:	Int1:	10.47	(13)	I1-I2:	14.59	(21)	0.20
					Int2:	25.06	(20)	I2-I3:	15.46	(4)	0.43
					Int3:	40.52	(10)	I3-Fin:	13.48	(14)	0.57
					Fin:	54.00	(13)				0.99
				Total:	Int1:	1:02.37	(21)				2.07
					Int2:	1:16.96	(21)				2.19
					Int3:	1:32.42	(21)				2.53
					Fin:	1:45.90	(20)				2.95
				21	19	BUCIK Ana Salomon	SLO	Run 1:	Int1:	10.56	(4)
Int2:	24.19	(15)	I2-I3:						13.84	(17)	0.70
Int3:	38.03	(17)	I3-Fin:						13.16	(13)	1.00
Fin:	51.19	(15)									1.25
Run 2:	Int1:	10.45	(12)					I1-I2:	14.25	(1)	0.18
	Int2:	24.70	(3)					I2-I3:	16.35	(28)	0.07
	Int3:	41.05	(26)					I3-Fin:	13.68	(23)	1.10
	Fin:	54.73	(27)								1.72
Total:	Int1:	1:01.64	(14)								1.34
	Int2:	1:15.89	(8)								1.12
	Int3:	1:32.24	(20)								2.35
	Fin:	1:45.92	(21)								2.97
22	18	ST-GERMAIN Laurence Rossignol	CAN					Run 1:	Int1:	10.91	(36)
				Int2:	24.89	(35)	I2-I3:		14.05	(30)	1.40
				Int3:	38.94	(31)	I3-Fin:		13.35	(23)	1.91
				Fin:	52.29	(28)					2.35
				Run 2:	Int1:	10.38	(5)	I1-I2:	14.57	(19)	0.11
					Int2:	24.95	(14)	I2-I3:	15.63	(16)	0.32
					Int3:	40.58	(13)	I3-Fin:	13.21	(5)	0.63
					Fin:	53.79	(3)				0.78
				Total:	Int1:	1:02.67	(24)				2.37
					Int2:	1:17.24	(25)				2.47
					Int3:	1:32.87	(24)				2.98
					Fin:	1:46.08	(22)				3.13
				23	29	COLTURI Lara Blizzard	ALB	Run 1:	Int1:	11.11	(45)
Int2:	25.04	(40)	I2-I3:						14.12	(32)	1.55
Int3:	39.16	(36)	I3-Fin:						13.19	(15)	2.13
Fin:	52.35	(29)									2.41
Run 2:	Int1:	10.50	(18)					I1-I2:	14.42	(8)	0.23
	Int2:	24.92	(11)					I2-I3:	15.49	(5)	0.29
	Int3:	40.41	(6)					I3-Fin:	13.52	(16)	0.46
	Fin:	53.93	(7)								0.92
Total:	Int1:	1:02.85	(26)								2.55
	Int2:	1:17.27	(27)								2.50
	Int3:	1:32.76	(22)								2.87
	Fin:	1:46.28	(23)								3.33

Number of Competitors: 28 Number of NSAs: 14

Rank	Bib	Name Ski	NSA Code	Positions			Partials		Difference Time						
				Pos	Time	Rank	Pos	Time		Rank					
24	46	CHEVRIER Marion Atomic	FRA	Run 1:	Int1:	10.81	(25)	I1-I2:	14.08	(38)	0.37				
					Int2:	24.89	(35)					I2-I3:	14.30	(40)	1.40
					Int3:	39.19	(37)					I3-Fin:	13.22	(16)	2.16
					Fin:	52.41	(30)								2.47
				Run 2:	Int1:	10.58	(24)	I1-I2:	14.25	(1)	0.31				
					Int2:	24.83	(7)					I2-I3:	15.68	(18)	0.20
					Int3:	40.51	(9)					I3-Fin:	13.46	(13)	0.56
					Fin:	53.97	(12)								0.96
				Total:	Int1:	1:02.99	(28)	2.69							
					Int2:	1:17.24	(25)		2.47						
					Int3:	1:32.92	(25)		3.03						
					Fin:	1:46.38	(24)		3.43						
25	35	DELLA MEA Lara Fischer	ITA	Run 1:	Int1:	10.79	(23)	I1-I2:	13.92	(30)	0.35				
					Int2:	24.71	(28)					I2-I3:	13.94	(21)	1.22
					Int3:	38.65	(25)					I3-Fin:	13.62	(39)	1.62
					Fin:	52.27	(27)								2.33
				Run 2:	Int1:	10.58	(24)	I1-I2:	14.43	(11)	0.31				
					Int2:	25.01	(18)					I2-I3:	15.55	(10)	0.38
					Int3:	40.56	(12)					I3-Fin:	13.60	(19)	0.61
					Fin:	54.16	(19)								1.15
				Total:	Int1:	1:02.85	(26)	2.55							
					Int2:	1:17.28	(28)		2.51						
					Int3:	1:32.83	(23)		2.94						
					Fin:	1:46.43	(25)		3.48						
26	28	PETERLINI Martina Rossignol	ITA	Run 1:	Int1:	10.88	(32)	I1-I2:	13.74	(24)	0.44				
					Int2:	24.62	(24)					I2-I3:	14.04	(29)	1.13
					Int3:	38.66	(26)					I3-Fin:	13.33	(22)	1.63
					Fin:	51.99	(23)								2.05
				Run 2:	Int1:	10.53	(21)	I1-I2:	14.69	(23)	0.26				
					Int2:	25.22	(22)					I2-I3:	15.77	(21)	0.59
					Int3:	40.99	(24)					I3-Fin:	13.62	(20)	1.04
					Fin:	54.61	(24)								1.60
				Total:	Int1:	1:02.52	(22)	2.22							
					Int2:	1:17.21	(24)		2.44						
					Int3:	1:32.98	(27)		3.09						
					Fin:	1:46.60	(26)		3.65						
27	31	BRIGNONE Federica Rossignol	ITA	Run 1:	Int1:	10.52	(2)	I1-I2:	13.70	(23)	0.08				
					Int2:	24.22	(17)					I2-I3:	14.42	(42)	0.73
					Int3:	38.64	(22)					I3-Fin:	13.49	(30)	1.61
					Fin:	52.13	(25)								2.19
				Run 2:	Int1:	10.52	(20)	I1-I2:	14.42	(8)	0.25				
					Int2:	24.94	(12)					I2-I3:	15.94	(26)	0.31
					Int3:	40.88	(22)					I3-Fin:	13.71	(24)	0.93
					Fin:	54.59	(23)								1.58
				Total:	Int1:	1:02.65	(23)	2.35							
					Int2:	1:17.07	(22)		2.30						
					Int3:	1:33.01	(28)		3.12						
					Fin:	1:46.72	(27)		3.77						

Åre (SWE)

PERFORMANCE ANALYSIS BY RANK

Number of Competitors: 28 Number of NSAs: 14

Rank	Bib	Name	NSA	Code	Pos	Positions		Partials		Difference		
						Time	Rank	Time	Rank			
28	40	WESTHOFF Bianca Bakke <small>Ski Atomic</small>	NOR	Run 1:	Int1:			I1-I2:				
					Int2:	24.52	(22)	I2-I3:	14.12	(32)	1.03	
					Int3:	38.64	(22)	I3-Fin:	13.60	(38)	1.61	
					Fin:	52.24	(26)				2.30	
					Run 2:	Int1:	10.49	(17)	I1-I2:	14.42	(8)	0.22
					Int2:	24.91	(10)	I2-I3:	15.80	(22)	0.28	
					Int3:	40.71	(17)	I3-Fin:	14.01	(28)	0.76	
					Fin:	54.72	(26)				1.71	
					Total:	Int1:	1:02.73	(25)				2.43
					Int2:	1:17.15	(23)				2.38	
					Int3:	1:32.95	(26)				3.06	
					Fin:	1:46.96	(28)				4.01	

Intermediate Time Positions : Int. 1 = Inter1 Int. 2 = Inter2 Int. 3 = Inter3

Legend:	Fin	Int	Ix
Pos.	Finish	Intermediate or speed position	Intermediate x





AUDI FIS SKI WORLD CUP 2023/24



Åre (SWE)



10th Women's Slalom

SUN 10 MAR 2024

Start Time 13:30

PERFORMANCE ANALYSIS BY BIB

Number of Competitors: 57 Number of NSAs: 17

Bib	Name Ski	NSA Code	Run	Positions			Partials		Difference Time	
				Int	Rank	Pos	Time	Rank		
1	LJUTIC Zrinka Rossignol	CRO	Run 1:	Int1:	10.71	(16)	I1-I2:	13.10	(3)	0.27
				Int2:	23.81	(4)	I2-I3:	13.47	(2)	0.32
				Int3:	37.28	(4)	I3-Fin:	12.77	(1)	0.25
				Fin:	50.05	(3)				0.11
			Run 2:	Int1:	10.38	(6)	I1-I2:	14.50	(15)	0.12
				Int2:	24.88	(10)	I2-I3:	15.82	(25)	0.25
				Int3:	40.70	(17)	I3-Fin:	13.44	(12)	0.75
				Fin:	54.14	(18)				1.13
			Total:	Int1:	1:00.43	(2)				0.13
				Int2:	1:14.93	(2)				0.16
				Int3:	1:30.75	(2)				0.86
				Fin:	1:44.19	(2)				1.24
			2	DUERR Lena Head	GER	Run 1:	Int1:	10.53	(3)	I1-I2:
Int2:	23.67	(2)					I2-I3:	13.48	(3)	0.18
Int3:	37.15	(3)					I3-Fin:	13.03	(4)	0.12
Fin:	50.18	(4)								0.24
Run 2:	Int1:	10.51				(20)	I1-I2:	14.71	(26)	0.25
	Int2:	25.22				(23)	I2-I3:	15.56	(13)	0.59
	Int3:	40.78				(21)	I3-Fin:	13.34	(9)	0.83
	Fin:	54.12				(15)				1.11
Total:	Int1:	1:00.69				(4)				0.39
	Int2:	1:15.40				(4)				0.63
	Int3:	1:30.96				(3)				1.07
	Fin:	1:44.30				(4)				1.35
3	LIENSBERGER Katharina Rossignol	AUT				Run 1:	Int1:	10.84	(31)	I1-I2:
			Int2:	24.15	(15)		I2-I3:	13.63	(8)	0.66
			Int3:	37.78	(8)		I3-Fin:	13.12	(9)	0.75
			Fin:	50.90	(8)					0.96
			Run 2:	Int1:	10.53	(22)	I1-I2:	14.77	(29)	0.27
				Int2:	25.30	(29)	I2-I3:	15.54	(10)	0.67
				Int3:	40.84	(22)	I3-Fin:	13.11	(2)	0.89
				Fin:	53.95	(10)				0.94
			Total:	Int1:	1:01.43	(9)				1.13
				Int2:	1:16.20	(14)				1.43
				Int3:	1:31.74	(13)				1.85
				Fin:	1:44.85	(6)				1.90



Number of Competitors: 57 Number of NSAs: 17

Bib	Name Ski	NSA Code	Positions			Partials		Difference Time		
			Pos	Time	Rank	Pos	Time		Rank	
4	GISIN Michelle Salomon	SUI	Run 1:	Int1:	10.71	(16)	I1-I2:	12.78	(1)	0.27
				Int2:	23.49	(1)	I2-I3:	13.54	(4)	0.00
				Int3:	37.03	(1)	I3-Fin:	12.93	(3)	0.00
				Fin:	49.96	(2)				0.02
			Run 2:	Int1:	10.58	(25)	I1-I2:	14.74	(27)	0.32
				Int2:	25.32	(30)	I2-I3:	15.81	(24)	0.69
				Int3:	41.13	(29)	I3-Fin:	13.20	(3)	1.18
				Fin:	54.33	(20)				1.32
			Total:	Int1:	1:00.54	(3)				0.24
				Int2:	1:15.28	(3)				0.51
				Int3:	1:31.09	(4)				1.20
				Fin:	1:44.29	(3)				1.34
			5	SHIFFRIN Mikaela Atomic	USA	Run 1:	Int1:	10.62	(8)	I1-I2:
Int2:	23.67	(2)					I2-I3:	13.42	(1)	0.18
Int3:	37.09	(2)					I3-Fin:	12.85	(2)	0.06
Fin:	49.94	(1)								0.00
Run 2:	Int1:	10.36				(5)	I1-I2:	14.47	(13)	0.10
	Int2:	24.83				(8)	I2-I3:	15.12	(1)	0.20
	Int3:	39.95				(1)	I3-Fin:	13.06	(1)	0.00
	Fin:	53.01				(1)				0.00
Total:	Int1:	1:00.30				(1)				0.00
	Int2:	1:14.77				(1)				0.00
	Int3:	1:29.89				(1)				0.00
	Fin:	1:42.95				(1)				0.00
6	SWENN LARSSON Anna Head	SWE				Run 1:	Int1:	10.78	(23)	I1-I2:
			Int2:	23.88	(6)		I2-I3:	13.94	(21)	0.39
			Int3:	37.82	(9)		I3-Fin:	13.08	(5)	0.79
			Fin:	50.90	(8)					0.96
			Run 2:	Int1:	10.33	(3)	I1-I2:	14.47	(13)	0.07
				Int2:	24.80	(6)	I2-I3:	15.41	(2)	0.17
				Int3:	40.21	(2)	I3-Fin:	13.20	(3)	0.26
				Fin:	53.41	(2)				0.40
			Total:	Int1:	1:01.23	(7)				0.93
				Int2:	1:15.70	(6)				0.93
				Int3:	1:31.11	(5)				1.22
				Fin:	1:44.31	(5)				1.36
			7	HECTOR Sara Head	SWE	Run 1:	Int1:	10.84	(31)	I1-I2:
Int2:	24.11	(13)					I2-I3:	13.89	(19)	0.62
Int3:	38.00	(16)					I3-Fin:	13.25	(17)	0.97
Fin:	51.25	(17)								1.31
Run 2:	Int1:	10.58				(25)	I1-I2:	14.40	(7)	0.32
	Int2:	24.98				(17)	I2-I3:	15.55	(11)	0.35
	Int3:	40.53				(12)	I3-Fin:	13.41	(11)	0.58
	Fin:	53.94				(8)				0.93
Total:	Int1:	1:01.83				(19)				1.53
	Int2:	1:16.23				(15)				1.46
	Int3:	1:31.78				(15)				1.89
	Fin:	1:45.19				(14)				2.24

Number of Competitors: 57 Number of NSAs: 17

Bib	Name Ski	NSA Code	Pos	Positions			Partials		Difference Time	
				Time	Rank	Pos	Time	Rank		
8	TRUPPE Katharina Voelkl	AUT	Run 1:	Int1:	10.71	(16)	I1-I2:	13.40	(15)	0.27
			Int2:	24.11	(13)	I2-I3:			0.62	
			Int3:			I3-Fin:				
			Fin:							
			Total:							
9	GALLHUBER Katharina Atomic	AUT	Run 1:	Int1:	10.64	(10)	I1-I2:	13.28	(9)	0.20
			Int2:	23.92	(9)	I2-I3:	13.72	(11)	0.43	
			Int3:	37.64	(6)	I3-Fin:	13.08	(5)	0.61	
			Fin:	50.72	(6)				0.78	
			Run 2:	Int1:	10.39	(8)	I1-I2:	14.83	(30)	0.13
			Int2:	25.22	(23)	I2-I3:	15.51	(7)	0.59	
			Int3:	40.73	(19)	I3-Fin:	13.63	(21)	0.78	
			Fin:	54.36	(21)				1.35	
			Total:	Int1:	1:01.11	(6)				0.81
			Int2:	1:15.94	(9)					1.17
			Int3:	1:31.45	(8)					1.56
			Fin:	1:45.08	(11)					2.13
10	RAST Camille Head	SUI	Run 1:	Int1:	10.66	(12)	I1-I2:	13.57	(20)	0.22
			Int2:	24.23	(19)	I2-I3:	13.59	(5)	0.74	
			Int3:	37.82	(9)	I3-Fin:	13.42	(26)	0.79	
			Fin:	51.24	(16)				1.30	
			Run 2:	Int1:	10.48	(16)	I1-I2:	14.51	(16)	0.22
			Int2:	24.99	(18)	I2-I3:	15.59	(16)	0.36	
			Int3:	40.58	(14)	I3-Fin:	13.33	(8)	0.63	
			Fin:	53.91	(6)				0.90	
			Total:	Int1:	1:01.72	(16)				1.42
			Int2:	1:16.23	(15)					1.46
			Int3:	1:31.82	(16)					1.93
			Fin:	1:45.15	(12)					2.20
11	HUBER Katharina Fischer	AUT	Run 1:	Int1:	10.58	(6)	I1-I2:	13.23	(6)	0.14
			Int2:	23.81	(4)	I2-I3:	13.70	(10)	0.32	
			Int3:	37.51	(5)	I3-Fin:	13.12	(9)	0.48	
			Fin:	50.63	(5)				0.69	
			Run 2:	Int1:	10.34	(4)	I1-I2:	14.45	(12)	0.08
			Int2:	24.79	(5)	I2-I3:	16.20	(28)	0.16	
			Int3:	40.99	(25)	I3-Fin:	13.94	(27)	1.04	
			Fin:	54.93	(28)				1.92	
			Total:	Int1:	1:00.97	(5)				0.67
			Int2:	1:15.42	(5)					0.65
			Int3:	1:31.62	(10)					1.73
			Fin:	1:45.56	(16)					2.61

Åre (SWE)

PERFORMANCE ANALYSIS BY BIB

Number of Competitors: 57 Number of NSAs: 17

Bib	Name Ski	NSA Code	Run	Positions			Partials		Difference Time					
				Pos	Time	Rank	Pos	Time		Rank				
12	POPOVIC Leona Voelkl	CRO	Run 1:	Int1:	10.89	(37)	I1-I2:	13.75	(27)	0.45				
				Int2:	24.64	(28)					I2-I3:	13.80	(14)	1.15
				Int3:	38.44	(21)					I3-Fin:	13.35	(23)	1.41
				Fin:	51.79	(21)								1.85
			Run 2:	Int1:	10.27	(2)	I1-I2:	14.36	(4)	0.01				
				Int2:	24.63	(1)					I2-I3:	15.72	(21)	0.00
				Int3:	40.35	(6)					I3-Fin:	13.59	(17)	0.40
				Fin:	53.94	(8)								0.93
			Total:	Int1:	1:02.06	(20)	1.76							
				Int2:	1:16.42	(20)		1.65						
				Int3:	1:32.14	(18)		2.25						
				Fin:	1:45.73	(17)		2.78						
			13	MOLTZAN Paula Rossignol	USA	Run 1:	Int1:	10.71	(16)	I1-I2:	13.35	(13)	0.27	
Int2:	24.06	(11)					I2-I3:	13.66	(9)					0.57
Int3:	37.72	(7)					I3-Fin:	13.17	(14)					0.69
Fin:	50.89	(7)												0.95
Run 2:	Int1:	10.43				(11)	I1-I2:	14.39	(6)	0.17				
	Int2:	24.82				(7)					I2-I3:	15.42	(3)	0.19
	Int3:	40.24				(3)					I3-Fin:	13.89	(26)	0.29
	Fin:	54.13				(17)								1.12
Total:	Int1:	1:01.32				(8)	1.02							
	Int2:	1:15.71				(7)		0.94						
	Int3:	1:31.13				(6)		1.24						
	Fin:	1:45.02				(10)		2.07						
14	MEILLARD Melanie Rossignol	SUI				Run 1:	Int1:	10.63	(9)	I1-I2:	13.28	(9)	0.19	
			Int2:	23.91	(8)		I2-I3:	13.99	(26)					0.42
			Int3:	37.90	(14)		I3-Fin:	13.15	(11)					0.87
			Fin:	51.05	(12)									1.11
			Run 2:	Int1:	10.48	(16)	I1-I2:	14.74	(27)	0.22				
				Int2:	25.22	(23)					I2-I3:	15.69	(20)	0.59
				Int3:	40.91	(24)					I3-Fin:	13.21	(5)	0.96
				Fin:	54.12	(15)								1.11
			Total:	Int1:	1:01.53	(12)	1.23							
				Int2:	1:16.27	(18)		1.50						
				Int3:	1:31.96	(17)		2.07						
				Fin:	1:45.17	(13)		2.22						
			15	NULLMEYER Ali Atomic	CAN	Run 1:	Int1:	10.94	(45)	I1-I2:	13.25	(7)	0.50	
Int2:	24.19	(16)					I2-I3:	13.98	(25)					0.70
Int3:	38.17	(19)					I3-Fin:	13.26	(18)					1.14
Fin:	51.43	(19)												1.49
Run 2:	Int1:	10.80				(30)	I1-I2:	14.37	(5)	0.54				
	Int2:	25.17				(22)					I2-I3:	15.58	(15)	0.54
	Int3:	40.75				(20)					I3-Fin:	13.67	(22)	0.80
	Fin:	54.42				(22)								1.41
Total:	Int1:	1:02.23				(21)	1.93							
	Int2:	1:16.60				(21)		1.83						
	Int3:	1:32.18				(19)		2.29						
	Fin:	1:45.85				(19)		2.90						



Åre (SWE)
PERFORMANCE ANALYSIS BY BIB

Number of Competitors: 57 Number of NSAs: 17

Bib	Name Ski	NSA Code	Run	Pos	Positions		Partials		Difference Time							
					Time	Rank	Pos	Time		Rank						
16	SLOKAR Andreja Nordica	SLO	Run 1:	Int1:	10.67	(13)	I1-I2:	13.38	(14)	0.23						
				Int2:	24.05	(10)					I2-I3:	13.80	(14)	0.56		
				Int3:	37.85	(12)					I3-Fin:	13.28	(20)	0.82		
				Fin:	51.13	(13)								1.19		
			Run 2:	Int1:	10.57	(24)	I1-I2:	14.67	(24)	15.82	(25)	1.11				
				Int2:	25.24	(27)							I2-I3:	15.82	(25)	1.64
				Int3:	41.06	(28)							I3-Fin:	13.59	(17)	2.30
				Fin:	54.65	(25)										2.83
			Total:	Int1:	1:01.70	(15)						1.40				
				Int2:	1:16.37	(19)						1.60				
				Int3:	1:32.19	(20)						2.30				
				Fin:	1:45.78	(18)						2.83				
17	HOLTMANN Mina Fuerst Atomic	NOR	Run 1:	Int1:	10.82	(29)	I1-I2:	13.55	(18)	0.38						
				Int2:	24.37	(22)					I2-I3:			0.88		
				Int3:							I3-Fin:					
				Fin:	DNF											
			Total:	DNF												
18	ST-GERMAIN Laurence Rossignol	CAN	Run 1:	Int1:	10.91	(40)	I1-I2:	13.98	(36)	0.47						
				Int2:	24.89	(37)					I2-I3:	14.05	(30)	1.40		
				Int3:	38.94	(31)					I3-Fin:	13.35	(23)	1.91		
				Fin:	52.29	(28)								2.35		
			Run 2:	Int1:	10.38	(6)	I1-I2:	14.57	(21)	15.63	(17)	0.63				
				Int2:	24.95	(15)							I2-I3:	13.21	(5)	0.78
				Int3:	40.58	(14)							I3-Fin:			
				Fin:	53.79	(3)										
			Total:	Int1:	1:02.67	(25)						2.37				
				Int2:	1:17.24	(26)						2.47				
				Int3:	1:32.87	(25)						2.98				
				Fin:	1:46.08	(22)						3.13				
19	BUCIK Ana Salomon	SLO	Run 1:	Int1:	10.56	(4)	I1-I2:	13.63	(22)	0.12						
				Int2:	24.19	(16)					I2-I3:	13.84	(17)	0.70		
				Int3:	38.03	(17)					I3-Fin:	13.16	(13)	1.00		
				Fin:	51.19	(15)								1.25		
			Run 2:	Int1:	10.45	(13)	I1-I2:	14.25	(1)	16.35	(29)	1.10				
				Int2:	24.70	(3)							I2-I3:	13.68	(23)	1.72
				Int3:	41.05	(27)							I3-Fin:			
				Fin:	54.73	(27)										
			Total:	Int1:	1:01.64	(14)						1.34				
				Int2:	1:15.89	(8)						1.12				
				Int3:	1:32.24	(21)						2.35				
				Fin:	1:45.92	(21)						2.97				
20	POGNEAUX Chiara Rossignol	FRA	Run 1:	Int1:	10.90	(38)	I1-I2:	13.95	(35)	0.46						
				Int2:	24.85	(33)					I2-I3:	14.07	(31)	1.36		
				Int3:	38.92	(30)					I3-Fin:	13.59	(35)	1.89		
				Fin:	52.51	(34)								2.57		
			Total:	DNQ												
21	GRITSCH Franziska Head	AUT	Run 1:	Int1:	10.92	(43)	I1-I2:	13.93	(33)	0.48						
				Int2:	24.85	(33)					I2-I3:	14.20	(37)	1.36		
				Int3:	39.05	(35)					I3-Fin:	13.39	(25)	2.02		
				Fin:	52.44	(33)								2.50		
			Total:	DNQ												

Number of Competitors: 57 Number of NSAs: 17

Bib	Name Ski	NSA Code	Positions			Partials		Difference Time		
			Pos	Time	Rank	Pos	Time		Rank	
22	DUBOVSKA Martina Kaestle	CZE	Run 1:	Int1:	10.57	(5)	I1-I2:	13.32	(12)	0.13
				Int2:	23.89	(7)	I2-I3:	13.94	(21)	0.40
				Int3:	37.83	(11)	I3-Fin:	13.52	(31)	0.80
				Fin:	51.35	(18)				1.41
			Run 2:	Int1:	10.40	(9)	I1-I2:	14.27	(3)	0.14
				Int2:	24.67	(2)	I2-I3:	15.67	(18)	0.04
				Int3:	40.34	(5)	I3-Fin:	13.76	(25)	0.39
				Fin:	54.10	(14)				1.09
			Total:	Int1:	1:01.75	(18)				1.45
				Int2:	1:16.02	(11)				1.25
				Int3:	1:31.69	(12)				1.80
				Fin:	1:45.45	(15)				2.50
23	STJERNESUND Thea Louise Rossignol	NOR	Run 1:	Int1:	10.82	(29)	I1-I2:	13.55	(18)	0.38
				Int2:	24.37	(22)	I2-I3:	15.03	(49)	0.88
				Int3:	39.40	(42)	I3-Fin:	13.72	(42)	2.37
				Fin:	53.12	(42)				3.18
			Total:		DNQ					
			24	GERMANE Dzenifera Head	LAT	Run 1:	Int1:	10.71	(16)	I1-I2:
Int2:	24.31	(21)					I2-I3:	13.60	(6)	0.82
Int3:	37.91	(15)					I3-Fin:	13.09	(7)	0.88
Fin:	51.00	(10)								1.06
Run 2:	Int1:	10.44				(12)	I1-I2:	14.51	(16)	0.18
	Int2:	24.95				(15)	I2-I3:	15.49	(5)	0.32
	Int3:	40.44				(8)	I3-Fin:	13.51	(15)	0.49
	Fin:	53.95				(10)				0.94
Total:	Int1:	1:01.44				(10)				1.14
	Int2:	1:15.95				(10)				1.18
	Int3:	1:31.44				(7)				1.55
	Fin:	1:44.95				(8)				2.00
25	DVORNIK Neja Fischer	SLO	Run 1:	Int1:	10.64	(10)	I1-I2:	13.65	(23)	0.20
				Int2:	24.29	(20)	I2-I3:	13.75	(12)	0.80
				Int3:	38.04	(18)	I3-Fin:	13.10	(8)	1.01
				Fin:	51.14	(14)				1.20
			Run 2:	Int1:	10.42	(10)	I1-I2:	14.52	(18)	0.16
				Int2:	24.94	(13)	I2-I3:	15.52	(9)	0.31
				Int3:	40.46	(9)	I3-Fin:	13.39	(10)	0.51
				Fin:	53.85	(5)				0.84
			Total:	Int1:	1:01.56	(13)				1.26
				Int2:	1:16.08	(12)				1.31
				Int3:	1:31.60	(9)				1.71
				Fin:	1:44.99	(9)				2.04
26	GOOD Nicole Stoeckli	SUI	Run 1:	Int1:	10.60	(7)	I1-I2:	14.48	(50)	0.16
				Int2:	25.08	(44)	I2-I3:	13.91	(20)	1.59
				Int3:	38.99	(33)	I3-Fin:	13.57	(34)	1.96
				Fin:	52.56	(37)				2.62
			Total:		DNQ					

Number of Competitors: 57 Number of NSAs: 17

Bib	Name Ski	NSA Code	Positions			Partials		Difference Time		
			Pos	Time	Rank	Pos	Time		Rank	
27	ARONSSON ELFMAN Hanna Rossignol	SWE	Run 1:	Int1:	10.74	(21)	I1-I2:	13.83	(28)	0.30
				Int2:	24.57	(25)	I2-I3:	13.62	(7)	1.08
				Int3:	38.19	(20)	I3-Fin:	13.28	(20)	1.16
				Fin:	51.47	(20)				1.53
			Run 2:	Int1:	10.26	(1)	I1-I2:	14.52	(18)	0.00
				Int2:	24.78	(4)	I2-I3:	15.51	(7)	0.15
				Int3:	40.29	(4)	I3-Fin:			0.34
				Fin:	DNF					
			Total:	Int1:	1:01.73	(17)				1.43
				Int2:	1:16.25	(17)				1.48
				Int3:	1:31.76	(14)				1.87
				Fin:	DNF					
			28	PETERLINI Martina Rossignol	ITA	Run 1:	Int1:	10.88	(36)	I1-I2:
Int2:	24.62	(26)					I2-I3:	14.04	(29)	1.13
Int3:	38.66	(26)					I3-Fin:	13.33	(22)	1.63
Fin:	51.99	(23)								2.05
Run 2:	Int1:	10.53				(22)	I1-I2:	14.69	(25)	0.27
	Int2:	25.22				(23)	I2-I3:	15.77	(22)	0.59
	Int3:	40.99				(25)	I3-Fin:	13.62	(20)	1.04
	Fin:	54.61				(24)				1.60
Total:	Int1:	1:02.52				(23)				2.22
	Int2:	1:17.21				(25)				2.44
	Int3:	1:32.98				(28)				3.09
	Fin:	1:46.60				(26)				3.65
29	COLTURI Lara Blizzard	ALB				Run 1:	Int1:	11.11	(52)	I1-I2:
			Int2:	25.04	(42)		I2-I3:	14.12	(32)	1.55
			Int3:	39.16	(36)		I3-Fin:	13.19	(15)	2.13
			Fin:	52.35	(29)					2.41
			Run 2:	Int1:	10.50	(19)	I1-I2:	14.42	(8)	0.24
				Int2:	24.92	(12)	I2-I3:	15.49	(5)	0.29
				Int3:	40.41	(7)	I3-Fin:	13.52	(16)	0.46
				Fin:	53.93	(7)				0.92
			Total:	Int1:	1:02.85	(28)				2.55
				Int2:	1:17.27	(28)				2.50
				Int3:	1:32.76	(23)				2.87
				Fin:	1:46.28	(23)				3.33
			30	ROSSETTI Marta Head	ITA	Run 1:	Int1:	10.86	(35)	I1-I2:
Int2:	24.88	(36)					I2-I3:	14.13	(34)	1.39
Int3:	39.01	(34)					I3-Fin:	13.52	(31)	1.98
Fin:	52.53	(35)								2.59
Total:	Int1:	DNQ								

Number of Competitors: 57 Number of NSAs: 17

Bib	Name Ski	NSA Code	Run	Positions			Partials		Difference Time	
				Pos	Time	Rank	Pos	Time		Rank
31	BRIGNONE Federica Rossignol	ITA	Run 1:	Int1:	10.52	(2)	I1-I2:	13.70	(25)	0.08
				Int2:	24.22	(18)	I2-I3:	14.42	(42)	0.73
				Int3:	38.64	(22)	I3-Fin:	13.49	(30)	1.61
				Fin:	52.13	(25)				2.19
			Run 2:	Int1:	10.52	(21)	I1-I2:	14.42	(8)	0.26
				Int2:	24.94	(13)	I2-I3:	15.94	(27)	0.31
				Int3:	40.88	(23)	I3-Fin:	13.71	(24)	0.93
				Fin:	54.59	(23)				1.58
			Total:	Int1:	1:02.65	(24)				2.35
				Int2:	1:17.07	(23)				2.30
				Int3:	1:33.01	(29)				3.12
				Fin:	1:46.72	(27)				3.77
			32	HURT A J Head	USA	Run 1:	Int1:	10.44	(1)	I1-I2:
Int2:	26.84	(54)					I2-I3:	13.88	(18)	3.35
Int3:	40.72	(49)					I3-Fin:	13.67	(40)	3.69
Fin:	54.39	(49)								4.45
Total:		DNQ								
33	SMART Amelia Atomic	CAN				Run 1:	Int1:	11.18	(55)	I1-I2:
			Int2:	24.87	(35)		I2-I3:	13.77	(13)	1.38
			Int3:	38.64	(22)		I3-Fin:	13.26	(18)	1.61
			Fin:	51.90	(22)					1.96
			Run 2:	Int1:	10.47	(14)	I1-I2:	14.59	(23)	0.21
				Int2:	25.06	(21)	I2-I3:	15.46	(4)	0.43
				Int3:	40.52	(11)	I3-Fin:	13.48	(14)	0.57
				Fin:	54.00	(13)				0.99
			Total:	Int1:	1:02.37	(22)				2.07
				Int2:	1:16.96	(22)				2.19
				Int3:	1:32.42	(22)				2.53
				Fin:	1:45.90	(20)				2.95
			34	LAMURE Marie Rossignol	FRA	Run 1:	Int1:	10.81	(27)	I1-I2:
Int2:	24.82	(32)					I2-I3:	14.01	(27)	1.33
Int3:	38.83	(28)					I3-Fin:	13.59	(35)	1.80
Fin:	52.42	(31)								2.48
Total:		DNQ								
35	DELLA MEA Lara Fischer	ITA				Run 1:	Int1:	10.79	(25)	I1-I2:
			Int2:	24.71	(30)		I2-I3:	13.94	(21)	1.22
			Int3:	38.65	(25)		I3-Fin:	13.62	(39)	1.62
			Fin:	52.27	(27)					2.33
			Run 2:	Int1:	10.58	(25)	I1-I2:	14.43	(11)	0.32
				Int2:	25.01	(19)	I2-I3:	15.55	(11)	0.38
				Int3:	40.56	(13)	I3-Fin:	13.60	(19)	0.61
				Fin:	54.16	(19)				1.15
			Total:	Int1:	1:02.85	(28)				2.55
				Int2:	1:17.28	(29)				2.51
				Int3:	1:32.83	(24)				2.94
				Fin:	1:46.43	(25)				3.48

Number of Competitors: 57 Number of NSAs: 17

Bib	Name Ski	NSA Code	Pos	Positions			Partials		Difference Time	
				Time	Rank	Pos	Time	Rank		
36	FERMBAECK Elsa Fischer	SWE	Run 1:	Int1:	10.78	(23)	I1-I2:	13.87	(30)	0.34
				Int2:	24.65	(29)	I2-I3:	14.01	(27)	1.16
				Int3:	38.66	(26)	I3-Fin:	13.46	(28)	1.63
				Fin:	52.12	(24)				2.18
			Run 2:	Int1:	10.69	(29)	I1-I2:	14.55	(20)	0.43
				Int2:	25.24	(27)	I2-I3:			0.61
				Int3:			I3-Fin:			
				Fin:	DNF					
			Total:	Int1:	1:02.81	(27)				2.51
				Int2:	1:17.36	(30)				2.59
Int3:										
			Fin:	DNF						
37	OEHLUND Cornelia Head	SWE	Run 1:	Int1:	10.84	(31)	I1-I2:			0.40
				Int2:			I2-I3:			
				Int3:			I3-Fin:			
				Fin:	DNF					
			Total:		DNF					
38	FORGET Arianne Atomic	CAN	Run 1:	Int1:	11.16	(53)	I1-I2:	14.08	(40)	0.72
				Int2:	25.24	(49)	I2-I3:	14.44	(43)	1.75
				Int3:	39.68	(44)	I3-Fin:	13.87	(44)	2.65
				Fin:	53.55	(45)				3.61
			Total:		DNQ					
			39	AICHER Emma Head	GER	Run 1:	Int1:	10.67	(13)	I1-I2:
Int2:	24.08	(12)					I2-I3:	13.80	(14)	0.59
Int3:	37.88	(13)					I3-Fin:	13.15	(11)	0.85
Fin:	51.03	(11)								1.09
Run 2:	Int1:	10.47				(14)	I1-I2:	14.58	(22)	0.21
	Int2:	25.05				(20)	I2-I3:	15.56	(13)	0.42
	Int3:	40.61				(16)	I3-Fin:	13.22	(7)	0.66
	Fin:	53.83				(4)				0.82
Total:	Int1:	1:01.50				(11)				1.20
	Int2:	1:16.08				(12)				1.31
	Int3:	1:31.64	(11)				1.75			
			Fin:	1:44.86	(7)		1.91			
40	WESTHOFF Bianca Bakke Atomic	NOR	Run 1:	Int1:			I1-I2:			1.03
				Int2:	24.52	(24)	I2-I3:	14.12	(32)	1.61
				Int3:	38.64	(22)	I3-Fin:	13.60	(38)	2.30
				Fin:	52.24	(26)				
			Run 2:	Int1:	10.49	(18)	I1-I2:	14.42	(8)	0.23
				Int2:	24.91	(11)	I2-I3:	15.80	(23)	0.28
				Int3:	40.71	(18)	I3-Fin:	14.01	(28)	0.76
				Fin:	54.72	(26)				1.71
			Total:	Int1:	1:02.73	(26)				2.43
				Int2:	1:17.15	(24)				2.38
Int3:	1:32.95	(27)					3.06			
			Fin:	1:46.96	(28)		4.01			
41	BOSTROEM MUSSENER Moa Rossignol	SWE	Run 1:	Int1:	10.79	(25)	I1-I2:	14.13	(42)	0.35
				Int2:	24.92	(39)	I2-I3:	13.96	(24)	1.43
				Int3:	38.88	(29)	I3-Fin:	13.69	(41)	1.85
				Fin:	52.57	(38)				2.63
			Total:		DNQ					

Åre (SWE)
PERFORMANCE ANALYSIS BY BIB

Number of Competitors: 57 Number of NSAs: 17

Bib	Name Ski	NSA Code	Positions				Partials		Difference Time		
			Pos	Time	Rank	Pos	Time	Rank			
42	HILZINGER Jessica Head	GER	Run 1:	Int1:	11.17	(54)	I1-I2:	13.54	(17)	0.73	
				Int2:	24.71	(30)	I2-I3:	14.24	(38)	1.22	
				Int3:	38.95	(32)	I3-Fin:	13.48	(29)	1.92	
				Fin:	52.43	(32)				2.49	
				Total:		DNQ					
43	ALPHAND Estelle Head	SWE	Run 1:	Int1:	10.67	(13)	I1-I2:			0.23	
				Int2:			I2-I3:				
				Int3:			I3-Fin:				
				Fin:		DNF					
				Total:		DNF					
44	STOFFEL Elena Dynastar	SUI	Run 1:	Int1:	10.90	(38)	I1-I2:	14.14	(43)	0.46	
				Int2:	25.04	(42)	I2-I3:	14.56	(46)	1.55	
				Int3:	39.60	(43)	I3-Fin:	13.88	(47)	2.57	
				Fin:	53.48	(44)				3.54	
				Total:		DNQ					
45	TSCHURTSCHENTHALER Vera Rossignol	ITA	Run 1:	Int1:	11.27	(56)	I1-I2:	13.85	(29)	0.83	
				Int2:	25.12	(46)	I2-I3:	14.13	(34)	1.63	
				Int3:	39.25	(39)	I3-Fin:	13.59	(35)	2.22	
				Fin:	52.84	(40)				2.90	
				Total:		DNQ					
46	CHEVRIER Marion Atomic	FRA	Run 1:	Int1:	10.81	(27)	I1-I2:	14.08	(40)	0.37	
				Int2:	24.89	(37)	I2-I3:	14.30	(40)	1.40	
				Int3:	39.19	(37)	I3-Fin:	13.22	(16)	2.16	
				Fin:	52.41	(30)				2.47	
			Run 2:	Int1:	10.58	(25)	I1-I2:	14.25	(1)	0.32	
				Int2:	24.83	(8)	I2-I3:	15.68	(19)	0.20	
				Int3:	40.51	(10)	I3-Fin:	13.46	(13)	0.56	
				Fin:	53.97	(12)				0.96	
				Total:	Int1:	1:02.99	(30)				2.69
					Int2:	1:17.24	(26)				2.47
		Int3:	1:32.92	(26)				3.03			
		Fin:	1:46.38	(24)				3.43			
47	MAARSTOEL Andrine Head	NOR	Run 1:	Int1:	10.91	(40)	I1-I2:	14.04	(39)	0.47	
				Int2:	24.95	(40)	I2-I3:	14.35	(41)	1.46	
				Int3:	39.30	(40)	I3-Fin:	13.56	(33)	2.27	
				Fin:	52.86	(41)				2.92	
				Total:		DNQ					
48	LAPANJA Lila Stoeckli	USA	Run 1:	Int1:	10.93	(44)	I1-I2:	14.22	(47)	0.49	
				Int2:	25.15	(48)	I2-I3:	14.54	(45)	1.66	
				Int3:	39.69	(45)	I3-Fin:	13.87	(44)	2.66	
				Fin:	53.56	(46)				3.62	
				Total:		DNQ					
49	LYSDAHL Kristin Rossignol	NOR	Run 1:	Int1:	10.84	(31)	I1-I2:	14.18	(46)	0.40	
				Int2:	25.02	(41)	I2-I3:	14.17	(36)	1.53	
				Int3:	39.19	(37)	I3-Fin:	13.42	(26)	2.16	
				Fin:	52.61	(39)				2.67	
				Total:		DNQ					

Åre (SWE)
PERFORMANCE ANALYSIS BY BIB

Number of Competitors: 57 Number of NSAs: 17


Bib	Name Ski	NSA Code	Run 1:	Positions			Partials		Difference Time
				Int1:	Time	Rank	Pos	Time	
50	HOERHAGER Lisa Voelkl	AUT	Int1:	10.74	(21)	I1-I2:	13.88	(31)	0.30
			Int2:	24.62	(26)	I2-I3:			1.13
			Int3:			I3-Fin:			
			Fin:	52.55	(36)				2.61
			Total:	DNQ					
51	GUEST Charlie Fischer	GBR	Run 1:	11.06	(50)	I1-I2:	14.22	(47)	0.62
			Int2:	25.28	(50)	I2-I3:	14.52	(44)	1.79
			Int3:	39.80	(46)	I3-Fin:	13.87	(44)	2.77
			Fin:	53.67	(47)				3.73
			Total:	DNQ					
52	POHJOLAINEN Rosa Atomic	FIN	Run 1:	10.91	(40)	I1-I2:	14.17	(44)	0.47
			Int2:	25.08	(44)	I2-I3:			1.59
			Int3:			I3-Fin:			
			Fin:	DNF					
			Total:	DNF					
53	LORENZI Lucrezia Rossignol	ITA	Run 1:	10.95	(46)	I1-I2:	14.17	(44)	0.51
			Int2:	25.12	(46)	I2-I3:	14.27	(39)	1.63
			Int3:	39.39	(41)	I3-Fin:	13.90	(48)	2.36
			Fin:	53.29	(43)				3.35
			Total:	DNQ					
54	HENNING Emelie Nordica	SWE	Run 1:	10.95	(46)	I1-I2:			0.51
			Int2:			I2-I3:			
			Int3:			I3-Fin:			
			Fin:	DNF					
			Total:	DNF					
55	WAROSCHITZ Maja Atomic	AUT	Run 1:	10.95	(46)	I1-I2:	14.38	(49)	0.51
			Int2:	25.33	(51)	I2-I3:	14.69	(47)	1.84
			Int3:	40.02	(47)	I3-Fin:	13.75	(43)	2.99
			Fin:	53.77	(48)				3.83
			Total:	DNQ					
56	JELINKOVA Adriana Voelkl	CZE	Run 1:	10.96	(49)	I1-I2:	14.68	(52)	0.52
			Int2:	25.64	(52)	I2-I3:			2.15
			Int3:			I3-Fin:			
			Fin:	DNF					
			Total:	DNF					
57	VANREUSEL Kim Salomon	BEL	Run 1:	11.09	(51)	I1-I2:	14.55	(51)	0.65
			Int2:	25.64	(52)	I2-I3:	14.79	(48)	2.15
			Int3:	40.43	(48)	I3-Fin:	14.22	(49)	3.40
			Fin:	54.65	(50)				4.71
			Total:	DNQ					

Intermediate Time Positions : Int. 1 = Inter1 Int. 2 = Inter2 Int. 3 = Inter3

Legend:	DNF	Did Not Finish	DNQ	Did not qualify	Fin	Finish	Int	Intermediate
	Ix	Intermediate x	Pos.	Intermediate or speed position				

Åre (SWE)


10th Women's Slalom

FIS WORLD CUP STANDINGS


Number of Competitors: 58, Number of NSAs: 18

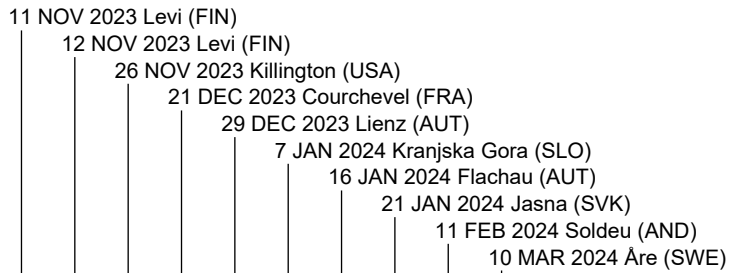
Rank	FIS Code	Name	NSA Code	1	2	3	4	5	6	7	8	9	10	WC Points	Diff.
1	6535237	SHIFFRIN Mikaela	USA	50	100	100	80	100	-	100	100	-	100	730	
2	705423	VLHOVA Petra	SVK	100	-	80	100	45	100	80	-	-	-	505	225
3	206355	DUERR Lena	GER	80	60	50	-	80	80	16	36	40	50	492	238
4	516284	GISIN Michelle	SUI	10	16	40	40	60	26	50	40	50	60	392	338
5	506146	SWENN LARSSON Anna	SWE	12	-	7	16	50	-	45	60	100	45	335	395
6	385116	LJUTIC Zrinka	CRO	29	26	26	-	-	-	-	80	80	80	321	409
7	506399	HECTOR Sara	SWE	45	50	29	-	22	40	60	29	24	18	317	413
8	56388	LIENSBERGER Katharina	AUT	60	32	-	13	32	36	36	7	29	40	285	445
9	516562	RAST Camille	SUI	13	12	22	-	4	50	40	50	45	22	258	472
10	539909	MOLTZAN Paula	USA	16	-	32	45	-	45	-	13	60	26	237	493
11	56253	HUBER Katharina	AUT	32	24	24	24	40	29	-	24	15	15	227	503
12	107798	NULLMEYER Ali	CAN	40	40	20	20	24	12	-	6	36	12	210	520
13	516528	MEILLARD Melanie	SUI	36	3	15	12	16	9	22	45	9	20	187	543
14	385096	POPOVIC Leona	CRO	26	80	1	32	-	24	-	-	6	14	183	547
15	56315	TRUPPE Katharina	AUT	15	-	14	60	26	-	18	15	32	-	180	550
16	56367	GALLHUBER Katharina	AUT	20	9	10	50	36	13	-	-	-	24	162	568
17	555072	GERMANE Dzenifera	LAT	-	-	-	-	9	22	32	32	-	32	127	603
18	516280	HOLDENER Wendy	SUI	22	32	60	-	-	-	-	-	-	-	114	616
18	565463	SLOKAR Andreja	SLO	-	-	36	26	14	18	-	-	7	13	114	616
20	198215	POGNEAUX Chiara	FRA	7	20	-	-	7	32	-	18	26	-	110	620
21	565491	DVORNIK Neja	SLO	-	-	13	11	8	-	-	26	22	29	109	621
22	426100	HOLTMANN Mina Fuerst	NOR	11	45	-	32	-	-	-	-	11	-	99	631
23	155728	DUBOVSKA Martina	CZE	18	15	5	7	-	10	-	18	-	16	89	641
24	299699	PETERLINI Martina	ITA	14	22	-	-	-	-	20	22	4	5	87	643
25	805009	COLTURI Lara	ALB	9	6	6	-	-	20	29	-	8	8	86	644
26	107427	ST-GERMAIN Laurence	CAN	-	36	18	-	-	-	-	9	12	9	84	646
27	516530	GOOD Nicole	SUI	-	10	-	8	29	7	7	-	18	-	79	651
27	565401	BUCIK Ana	SLO	-	13	11	-	13	-	12	20	-	10	79	651
29	56392	GRITSCH Franziska	AUT	-	5	9	24	20	14	-	-	-	-	72	658
30	6295165	ROSSETTI Marta	ITA	-	-	45	-	-	-	-	-	22	-	67	663
31	6536392	HURT A J	USA	-	-	-	6	-	60	-	-	-	-	66	664
32	107747	SMART Amelia	CAN	4	-	-	5	18	15	11	-	-	11	64	666
33	426193	STJERNESUND Th.	NOR	8	7	2	20	11	8	6	-	-	-	62	668
34	198176	LAMURE Marie	FRA	-	-	-	-	6	16	24	14	-	-	60	670
35	507168	AICHER Emma	GER	-	8	-	-	-	-	-	9	-	36	53	677
36	507325	OEHLUND Cornelia	SWE	-	4	-	9	12	-	9	-	18	-	52	678
37	426187	LYSDAHL Kristin	NOR	-	-	-	36	15	-	-	-	-	-	51	679
38	507109	ARONSSON ELFMAN Hanna	SWE	-	-	-	14	-	-	-	12	14	-	40	690
39	198164	CHEVRIER Marion	FRA	-	-	8	-	-	-	14	-	10	7	39	691
40	6295075	DELLA MEA Lara	ITA	5	-	16	-	10	-	-	-	-	6	37	693
41	516426	STOFFEL Elena	SUI	-	-	-	15	-	-	8	11	-	-	34	696
42	56344	SPORER Marie-Therese	AUT	-	20	-	-	-	-	13	-	-	-	33	697
42	405172	WESTHOFF Bianca Bakke	NOR	-	14	13	-	3	-	-	-	-	3	33	697
44	197616	ALPHAND Estelle	SWE	-	12	-	-	-	-	15	-	-	-	27	703
45	426285	MAARSTOEL Andrine	NOR	-	-	-	-	-	-	26	-	-	-	26	704
46	426043	TVIBERG Maria Therese	NOR	24	-	-	-	-	-	-	-	-	-	24	706
47	198177	BRECHE Clarisse	FRA	-	-	-	10	-	6	-	5	-	-	21	709
48	355061	HILZINGER Jessica	GER	-	-	-	-	-	11	-	-	5	-	16	714
49	299822	TSCHURTSCHENTH.	ITA	-	-	-	-	-	-	-	-	13	-	13	717
50	56550	HOERHAGER Lisa	AUT	-	-	-	-	-	-	-	10	-	-	10	720

Åre (SWE)



10th Women's Slalom

FIS WORLD CUP STANDINGS



Number of Competitors: 58, Number of NSAs: 18

Rank	FIS Code	Name	NSA Code	1	2	3	4	5	6	7	8	9	10	WC Points	Diff.
50	299939	LORENZI Lucrezia	ITA	-	-	-	-	-	-	10	-	-	-	10	720
52	45423	HOFFMAN Madison	AUS	6	-	-	-	-	-	-	-	-	-	6	724
53	198253	McFARLANE Caitlin	FRA	-	-	-	-	5	-	-	-	-	-	5	725
54	297601	BRIGNONE Federica	ITA	-	-	-	-	-	-	-	-	-	4	4	726
54	307493	ANDO Asa	JPN	-	-	4	-	-	-	-	-	-	-	4	726
54	539927	LAPANJA Lila	USA	-	-	-	-	-	-	-	4	-	-	4	726
57	56217	BRUNNER Stephanie	AUT	-	-	3	-	-	-	-	-	-	-	3	727
58	516560	LINGG Charlotte	LIE	-	2	-	-	-	-	-	-	-	-	2	728

Legend:	-	No points	Diff.	Difference	WC	World Cup
----------------	---	-----------	-------	------------	----	-----------

Åre (SWE)


10th Women's Slalom

OVERALL FIS WORLD CUP STANDINGS

Number of Competitors: 125, Number of NSAs: 22

Rank	FIS Code	Name	NSA Code	WC Points	Diff.	DH 7 races	SL 10 races	GS 10 races	SG 8 races	AC 0 races	PAR 0 races
1	516138	GUT-BEHRAMI Lara	SUI	1654		369 (1)	-	745 (1)	540 (1)	-	-
2	297601	BRIGNONE Federica	ITA	1372	282	252 (6)	4 (54)	650 (2)	466 (3)	-	-
3	6535237	SHIFFRIN Mikaela	USA	1309	345	100 (20)	730 (1)	429 (4)	50 (29)	-	-
4	506399	HECTOR Sara	SWE	878	776	-	317 (7)	561 (3)	-	-	-
5	705423	VLHOVA Petra	SVK	802	852	-	505 (2)	297 (7)	-	-	-
6	298323	GOGGIA Sofia	ITA	792	862	350 (2)	-	205 (11)	237 (7)	-	-
7	56128	HUETTER Cornelia	AUT	768	886	297 (4)	-	-	471 (2)	-	-
8	299276	BASSINO Marta	ITA	710	944	236 (7)	-	259 (8)	215 (8)	-	-
9	516284	GISIN Michelle	SUI	685	969	80 (22)	392 (4)	70 (27)	143 (14)	-	-
10	56177	VENIER Stephanie	AUT	631	1023	301 (3)	-	-	330 (4)	-	-
11	425929	MOWINCKEL Ragnhild	NOR	600	1054	200 (9)	-	185 (14)	215 (8)	-	-
12	385116	LJUTIC Zrinka	CRO	560	1094	-	321 (6)	239 (10)	-	-	-
13	415232	ROBINSON Alice	NZL	552	1102	5 (45)	-	412 (5)	135 (15)	-	-
14	206355	DUERR Lena	GER	501	1153	-	492 (3)	9 (46)	-	-	-
15	426257	LIE Kajsa Vickhoff	NOR	484	1170	162 (13)	-	45 (34)	277 (5)	-	-
16	56125	PUCHNER Mirjam	AUT	473	1181	211 (8)	-	-	262 (6)	-	-
17	539909	MOLTZAN Paula	USA	433	1221	-	237 (10)	196 (13)	-	-	-
18	107613	GRENIER Valerie	CAN	429	1225	60 (25)	-	327 (6)	42 (31)	-	-
19	56388	LIENSBERGER Katharina	AUT	387	1267	-	285 (8)	102 (21)	-	-	-
20	516248	FLURY Jasmine	SUI	367	1287	275 (5)	-	-	92 (22)	-	-
21	516562	RAST Camille	SUI	364	1290	-	258 (9)	106 (20)	-	-	-
22	506146	SWENN LARSSON Anna	SWE	335	1319	-	335 (5)	-	-	-	-
23	299624	PIROVANO Laura	ITA	319	1335	194 (10)	-	-	125 (17)	-	-
24	206668	WEIDLE Kira	GER	312	1342	131 (18)	-	-	181 (12)	-	-
25	56256	RAEDLER Ariane	AUT	310	1344	185 (11)	-	-	125 (17)	-	-
26	426193	STJERNESUND Th.	NOR	309	1345	-	62 (33)	247 (9)	-	-	-
27	197641	GAUCHE Laura	FRA	293	1361	161 (15)	-	-	132 (16)	-	-
28	6536392	HURT A J	USA	268	1386	-	66 (31)	202 (12)	-	-	-
29	56392	GRITSCH Franziska	AUT	263	1391	-	72 (29)	161 (17)	30 (35)	-	-
30	426100	HOLTMANN Mina Fuerst	NOR	256	1398	-	99 (22)	157 (18)	-	-	-
31	155763	LEDECKA Ester	CZE	250	1404	63 (24)	-	-	187 (11)	-	-
32	197497	MIRADOLI Romane	FRA	240	1414	47 (32)	-	-	193 (10)	-	-
33	56253	HUBER Katharina	AUT	227	1427	-	227 (11)	-	-	-	-
34	516528	MEILLARD Melanie	SUI	224	1430	-	187 (13)	37 (36)	-	-	-
35	565360	STUHEC Ilka	SLO	222	1432	162 (13)	-	-	60 (26)	-	-
36	516185	HAEHLEN Joana	SUI	219	1435	125 (19)	-	-	94 (21)	-	-
37	107798	NULLMEYER Ali	CAN	210	1444	-	210 (12)	-	-	-	-
38	56315	TRUPCE Katharina	AUT	195	1459	-	180 (15)	15 (43)	-	-	-
39	6536821	MACUGA Lauren	USA	192	1462	42 (33)	-	-	150 (13)	-	-
40	507168	AICHER Emma	GER	191	1463	55 (27)	53 (35)	31 (39)	52 (28)	-	-
41	516219	NUFER Priska	SUI	188	1466	132 (17)	-	-	56 (27)	-	-
42	385096	POPOVIC Leona	CRO	183	1471	-	183 (14)	-	-	-	-
43	56416	SCHEIB Julia	AUT	181	1473	-	-	181 (15)	-	-	-
44	805009	COLTURI Lara	ALB	177	1477	-	86 (25)	91 (23)	-	-	-
45	56258	AGER Christina	AUT	176	1478	98 (21)	-	-	78 (24)	-	-
46	539536	WILES Jacqueline	USA	174	1480	164 (12)	-	-	10 (49)	-	-
47	197651	DIREZ Clara	FRA	169	1485	-	-	169 (16)	-	-	-
48	299383	MELESI Roberta	ITA	168	1486	7 (42)	-	63 (28)	98 (19)	-	-
49	565491	DVORNIK Neja	SLO	164	1490	-	109 (21)	55 (32)	-	-	-
49	565401	BUCIK Ana	SLO	164	1490	-	79 (27)	85 (25)	-	-	-
51	56367	GALLHUBER Katharina	AUT	162	1492	-	162 (16)	-	-	-	-
52	299466	DELAGO Nicol	ITA	158	1496	138 (16)	-	-	20 (43)	-	-
53	715171	MUZAFERIJA Elvedina	BIH	151	1503	69 (23)	-	-	82 (23)	-	-
54	516319	SUTER Corinne	SUI	149	1505	53 (28)	-	-	96 (20)	-	-
55	56217	BRUNNER Stephanie	AUT	137	1517	-	3 (57)	126 (19)	8 (50)	-	-
56	516280	HOLDENER Wendy	SUI	135	1519	-	114 (18)	21 (41)	-	-	-
57	555072	GERMANE Dzenifera	LAT	127	1527	-	127 (17)	-	-	-	-
58	435334	GASIENICA-DANI.	POL	125	1529	-	-	95 (22)	30 (35)	-	-
59	56174	HAASER Ricarda	AUT	123	1531	6 (44)	-	90 (24)	27 (38)	-	-
60	565463	SLOKAR Andreja	SLO	114	1540	-	114 (18)	-	-	-	-
61	198215	POGNEAUX Chiara	FRA	110	1544	-	110 (20)	-	-	-	-
62	516705	DURRER Delia	SUI	105	1549	57 (26)	-	-	48 (30)	-	-
63	155728	DUBOVSKA Martina	CZE	89	1565	-	89 (23)	-	-	-	-
64	426187	LYSDAHL Kristin	NOR	87	1567	-	51 (37)	36 (37)	-	-	-

Åre (SWE)


10th Women's Slalom

OVERALL FIS WORLD CUP STANDINGS

Number of Competitors: 125, Number of NSAs: 22

Rank	FIS Code	Name	NSA Code	WC Points	Diff.	DH 7 races	SL 10 races	GS 10 races	SG 8 races	AC 0 races	PAR 0 races
64	299699	PETERLINI Martina	ITA	87	1567	-	87 (24)	-	-	-	-
66	108461	RICHARDSON Britt	CAN	85	1569	-	-	85 (25)	-	-	-
66	516394	SUTER Jasmina	SUI	85	1569	4 (46)	-	11 (45)	70 (25)	-	-
68	107427	ST-GERMAIN Laurence	CAN	84	1570	-	84 (26)	-	-	-	-
69	6295152	RUNGGALDIER Teresa	ITA	82	1572	50 (30)	-	-	32 (34)	-	-
70	516530	GOOD Nicole	SUI	79	1575	-	79 (27)	-	-	-	-
70	6535791	WRIGHT Isabella	USA	79	1575	51 (29)	-	-	28 (37)	-	-
72	56198	SCHEYER Christine	AUT	74	1580	50 (30)	-	-	24 (39)	-	-
73	6295165	ROSSETTI Marta	ITA	67	1587	-	67 (30)	-	-	-	-
74	107747	SMART Amelia	CAN	64	1590	-	64 (32)	-	-	-	-
75	56199	KAPPAURER Elisabeth	AUT	63	1591	-	-	63 (28)	-	-	-
76	198176	LAMURE Marie	FRA	60	1594	-	60 (34)	-	-	-	-
76	6295186	PLATINO Elisa	ITA	60	1594	-	-	60 (30)	-	-	-
76	516268	WILD Simone	SUI	60	1594	-	-	60 (30)	-	-	-
79	507325	OEHLUND Cornelia	SWE	52	1602	-	52 (36)	-	-	-	-
79	435432	LUCZAK Magdalena	POL	52	1602	-	-	52 (33)	-	-	-
81	6295075	DELLA MEA Lara	ITA	44	1610	-	37 (40)	7 (49)	-	-	-
81	198029	SMADJA CLEMENT Karen	FRA	44	1610	11 (40)	-	-	33 (33)	-	-
83	197616	ALPHAND Estelle	SWE	43	1611	-	27 (44)	16 (42)	-	-	-
84	299363	ZENERE Asja	ITA	42	1612	-	-	42 (35)	-	-	-
84	56268	HEIDER Michaela	AUT	42	1612	-	-	-	42 (31)	-	-
86	507109	ARONSSON ELFMAN Hanna	SWE	40	1614	-	40 (38)	-	-	-	-
87	198164	CHEVRIER Marion	FRA	39	1615	-	39 (39)	-	-	-	-
87	299630	DELAGO Nadia	ITA	39	1615	36 (34)	-	-	3 (54)	-	-
89	516517	JENAL Stephanie	SUI	36	1618	14 (37)	-	-	22 (42)	-	-
90	108077	GRAY Cassidy	CAN	35	1619	-	-	33 (38)	2 (56)	-	-
91	516426	STOFFEL Elena	SUI	34	1620	-	34 (41)	-	-	-	-
92	56344	SPORER Marie-Therese	AUT	33	1621	-	33 (42)	-	-	-	-
92	405172	WESTHOFF Bianca Bakke	NOR	33	1621	-	33 (42)	-	-	-	-
94	516521	KOLLY Noemie	SUI	28	1626	13 (38)	-	-	15 (46)	-	-
95	56519	WECHNER Lena	AUT	27	1627	3 (47)	-	-	24 (39)	-	-
96	426285	MAARSTOEL Andrine	NOR	26	1628	-	26 (45)	-	-	-	-
97	426043	TVIBERG Maria Therese	NOR	24	1630	-	24 (46)	-	-	-	-
97	56224	MAIER Sabrina	AUT	24	1630	20 (35)	-	-	4 (53)	-	-
99	197956	CERUTTI Camille	FRA	23	1631	-	-	-	23 (41)	-	-
100	507155	NYBERG Lisa	SWE	22	1632	-	-	22 (40)	-	-	-
101	198177	BRECHE Clarisse	FRA	21	1633	-	21 (47)	-	-	-	-
101	56417	FEST Nadine	AUT	21	1633	2 (50)	-	-	19 (44)	-	-
103	6535765	MANGAN Tricia	USA	20	1634	3 (47)	-	-	17 (45)	-	-
104	56471	NIEDERWIESER Michelle	AUT	19	1635	17 (36)	-	-	2 (56)	-	-
104	6536213	CASHMAN Keely	USA	19	1635	12 (39)	-	-	7 (51)	-	-
106	6295745	BERNARDI Vicky	ITA	16	1638	3 (47)	-	-	13 (47)	-	-
106	355061	HILZINGER Jessica	GER	16	1638	-	16 (48)	-	-	-	-
108	506701	HOERNBLAD Lisa	SWE	14	1640	1 (51)	-	-	13 (47)	-	-
109	299822	TSCHURTSCHENTH.	ITA	13	1641	-	13 (49)	-	-	-	-
109	198253	McFARLANE Caitlin	FRA	13	1641	-	5 (53)	8 (48)	-	-	-
111	507011	LOEVBLOM Hilma	SWE	12	1642	-	-	12 (44)	-	-	-
112	56491	SCHOEPP Emily	AUT	10	1644	10 (41)	-	-	-	-	-
112	56550	HOERHAGER Lisa	AUT	10	1644	-	10 (50)	-	-	-	-
112	299939	LORENZI Lucrezia	ITA	10	1644	-	10 (50)	-	-	-	-
115	405138	JELINKOVA Adriana	CZE	9	1645	-	-	9 (46)	-	-	-
116	107697	FLECKENSTEIN Stefanie	CAN	7	1647	7 (42)	-	-	-	-	-
117	45423	HOFFMAN Madison	AUS	6	1648	-	6 (52)	-	-	-	-
117	426324	MONSEN Marte	NOR	6	1648	-	-	6 (50)	-	-	-
117	516519	SUTER Juliana	SUI	6	1648	1 (51)	-	-	5 (52)	-	-
120	307493	ANDO Asa	JPN	4	1650	-	4 (54)	-	-	-	-
120	539927	LAPANJA Lila	USA	4	1650	-	4 (54)	-	-	-	-
122	56311	REISINGER Elisabeth	AUT	3	1651	-	-	-	3 (54)	-	-
123	516560	LINGG Charlotte	LIE	2	1652	-	2 (58)	-	-	-	-
124	6296280	THALER Sara	ITA	1	1653	-	-	-	1 (58)	-	-

Legend:	-	No points	AC	Alpine Combined	DH	Downhill	Diff.	Difference
GS	Giant Slalom	PAR	Parallel	SG	Super-G	SL	Slalom	
WC	World Cup							

Åre (SWE)



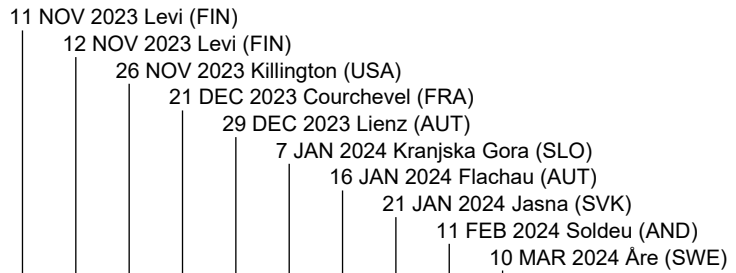
10th Women's Slalom

OVERALL FIS WORLD CUP STANDINGS

Number of Competitors: 125, Number of NSAs: 22

Rank	FIS Code	Name	NSA Code	WC Points	Diff.	DH 7 races	SL 10 races	GS 10 races	SG 8 races	AC 0 races	PAR 0 races
124	185475	PYKALAINEN Erika	FIN	1	1653	-	-	1 (51)	-	-	-

Åre (SWE)

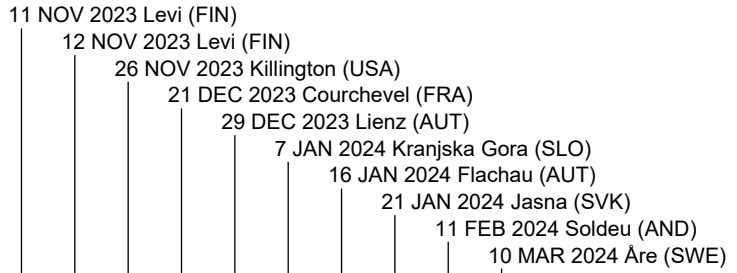
**10th Women's Slalom
FIS WCSL LIST**

Number of Competitors: 67, Number of NSAs: 18

Rank	FIS Code	Name	NSA Code	1	2	3	4	5	6	7	8	9	10	Base	- X	+ Y =	WCSL-SL
1	6535237	SHIFFRIN Mikaela	USA	50	100	100	80	100	-	100	100	-	100	1025	932	730	823
2	705423	VLHOVA Petra	SVK	100	-	80	100	45	100	80	-	-	-	675	614	505	566
3	206355	DUERR Lena	GER	80	60	50	-	80	80	16	36	40	50	553	503	492	542
4	516284	GISIN Michelle	SUI	10	16	40	40	60	26	50	40	50	60	153	139	392	406
5	506146	SWENN LARSSON Anna	SWE	12	-	7	16	50	-	45	60	100	45	470	427	335	378
6	506399	HECTOR Sara	SWE	45	50	29	-	22	40	60	29	24	18	279	254	317	342
7	385116	LJUTIC Zrinka	CRO	29	26	26	-	-	-	-	80	80	80	190	173	321	338
8	56388	LIENSBERGER Katharina	AUT	60	32	-	13	32	36	36	7	29	40	138	125	285	298
9	516562	RAST Camille	SUI	13	12	22	-	4	50	40	50	45	22	97	88	258	267
10	539909	MOLTZAN Paula	USA	16	-	32	45	-	45	-	13	60	26	297	270	237	264
11	56253	HUBER Katharina	AUT	32	24	24	24	40	29	-	24	15	15	90	82	227	235
12	107798	NULLMEYER Ali	CAN	40	40	20	20	24	12	-	6	36	12	178	162	210	226
13	385096	POPOVIC Leona	CRO	26	80	1	32	-	24	-	-	6	14	349	317	183	215
14	56315	TRUPPE Katharina	AUT	15	-	14	60	26	-	18	15	32	-	222	202	180	200
15	516528	MEILLARD Melanie	SUI	36	3	15	12	16	9	22	45	9	20	70	64	187	193
16	516280	HOLDENER Wendy	SUI	22	32	60	-	-	-	-	-	-	-	655	595	114	174
17	56367	GALLHUBER Katharina	AUT	20	9	10	50	36	13	-	-	-	24	95	86	162	171
18	565463	SLOKAR Andreja	SLO	-	-	36	26	14	18	-	-	7	13	190	173	114	131
19	555072	GERMANE Dzenifera	LAT	-	-	-	-	9	22	32	32	-	32	-	-	127	127
20	426100	HOLTMANN Mina Fuerst	NOR	11	45	-	32	-	-	-	-	11	-	177	161	99	115
20	565491	DVORNIK Neja	SLO	-	-	13	11	8	-	-	26	22	29	64	58	109	115
22	198215	POGNEAUX Chiara	FRA	7	20	-	-	7	32	-	18	26	-	7	6	110	111
23	107427	ST-GERMAIN Laurence	CAN	-	36	18	-	-	-	-	9	12	9	258	235	84	107
24	565401	BUCIK Ana	SLO	-	13	11	-	13	-	12	20	-	10	288	262	79	105
25	155728	DUBOVSKA Martina	CZE	18	15	5	7	-	10	-	18	-	16	168	153	89	104
26	56392	GRITSCH Franziska	AUT	-	5	9	24	20	14	-	-	-	-	192	175	72	89
27	805009	COLTURI Lara	ALB	9	6	6	-	-	20	29	-	8	8	6	5	86	87
27	299699	PETERLINI Martina	ITA	14	22	-	-	-	-	20	22	4	5	-	-	87	87
29	516530	GOOD Nicole	SUI	-	10	-	8	29	7	7	-	18	-	67	61	79	85
30	426193	STJERNESUND Th.	NOR	8	7	2	20	11	8	6	-	-	-	190	173	62	79
31	107747	SMART Amelia	CAN	4	-	-	5	18	15	11	-	-	11	117	106	64	75
32	6295165	ROSSETTI Marta	ITA	-	-	45	-	-	-	-	-	22	-	61	55	67	73
33	6536392	HURT A J	USA	-	-	-	6	-	60	-	-	-	-	-	-	66	66
34	507109	ARONSSON ELFMAN Hanna	SWE	-	-	-	14	-	-	-	12	14	-	266	242	40	64
35	507168	AICHER Emma	GER	-	8	-	-	-	-	-	9	-	36	110	100	53	63
36	198176	LAMURE Marie	FRA	-	-	-	-	6	16	24	14	-	-	22	20	60	62
37	507325	OEHLUND Cornelia	SWE	-	4	-	9	12	-	9	-	18	-	35	32	52	55
38	426187	LYSDAHL Kristin	NOR	-	-	-	36	15	-	-	-	-	-	18	16	51	53
39	516426	STOFFEL Elena	SUI	-	-	-	15	-	-	8	11	-	-	95	86	34	43
40	6295075	DELLA MEA Lara	ITA	5	-	16	-	10	-	-	-	-	6	56	51	37	42
41	198164	CHEVRIER Marion	FRA	-	-	8	-	-	-	14	-	10	7	-	-	39	39
42	56344	SPORER Marie-Therese	AUT	-	20	-	-	-	-	13	-	-	-	15	14	33	34
43	426043	TVIBERG Maria Therese	NOR	24	-	-	-	-	-	-	-	-	-	103	94	24	33
43	405172	WESTHOFF Bianca Bakke	NOR	-	14	13	-	3	-	-	-	-	3	-	-	33	33
45	355061	HILZINGER Jessica	GER	-	-	-	-	-	11	-	-	5	-	133	121	16	28
46	197616	ALPHAND Estelle	SWE	-	12	-	-	-	-	15	-	-	-	-	-	27	27
47	426285	MAARSTOEL Andrine	NOR	-	-	-	-	-	-	26	-	-	-	-	-	26	26
48	198177	BRECHE Clarisse	FRA	-	-	-	10	-	6	-	5	-	-	11	10	21	22
49	299822	TSCHURTSCHENTH.	ITA	-	-	-	-	-	-	-	-	13	-	12	11	13	14
50	56550	HOERHAGER Lisa	AUT	-	-	-	-	-	-	-	10	-	-	4	4	10	10

Åre (SWE)



10th Women's Slalom
FIS WCSL LIST



Number of Competitors: 67, Number of NSAs: 18

Rank	FIS Code	Name	NSA Code	1	2	3	4	5	6	7	8	9	10	Base	- X	+ Y =	WCSL-SL
50	299939	LORENZI Lucrezia	ITA	-	-	-	-	-	-	10	-	-	-	3	3	10	10
52	516504	DANIOTH Aline	SUI	-	-	-	-	-	-	-	-	-	-	104	95	-	9
52	196806	NOENS Nastasia	FRA	-	-	-	-	-	-	-	-	-	-	96	87	-	9
54	45423	HOFFMAN Madison	AUS	6	-	-	-	-	-	-	-	-	-	-	-	6	6
54	206497	FILSER Andrea	GER	-	-	-	-	-	-	-	-	-	-	64	58	-	6
56	198253	McFARLANE Caitlin	FRA	-	-	-	-	5	-	-	-	-	-	-	-	5	5
56	297601	BRIGNONE Federica	ITA	-	-	-	-	-	-	-	-	-	4	7	6	4	5
56	307493	ANDO Asa	JPN	-	-	4	-	-	-	-	-	-	-	16	15	4	5
59	539927	LAPANJA Lila	USA	-	-	-	-	-	-	-	4	-	-	-	-	4	4
59	299983	GULLI Anita	ITA	-	-	-	-	-	-	-	-	-	-	42	38	-	4
61	56217	BRUNNER Stephanie	AUT	-	-	3	-	-	-	-	-	-	-	-	-	3	3
62	516560	LINGG Charlotte	LIE	-	2	-	-	-	-	-	-	-	-	-	-	2	2
62	56333	MAIR Chiara	AUT	-	-	-	-	-	-	-	-	-	-	21	19	-	2
64	507046	BOSTROEM MUSSENER Moa	SWE	-	-	-	-	-	-	-	-	-	-	14	13	-	1
64	6536171	HENSIEN Katie	USA	-	-	-	-	-	-	-	-	-	-	15	14	-	1
64	506583	SAEFVENBERG Charlotta	SWE	-	-	-	-	-	-	-	-	-	-	15	14	-	1
64	6536895	SUNSHINE Ava	USA	-	-	-	-	-	-	-	-	-	-	14	13	-	1

Number of competitors per NSA in the top 60

ALB:	1	AUS:	1	AUT:	7	CAN:	3	CRO:	2	CZE:	1
FRA:	6	GER:	4	ITA:	7	JPN:	1	LAT:	1	NOR:	6
SLO:	3	SUI:	7	SVK:	1	SWE:	5	USA:	4		

Legend:

-	No points	Base	Last season FIS World Cup Start List points
WCSL-SL	FIS World Cup Start List points for Slalom		
X	(Base/number of planned races in the current season) *(number of completed races in the current season)		
Y	FIS World Cup points won in the current season		

Åre (SWE)


10th Women's Slalom

OVERALL FIS WCSL LIST

Number of Competitors: 152, Number of NSAs: 23

Rank	FIS Code	Name	NSA Code	WCSL	Diff.	DH 7 races	SL 10 races	GS 10 races	SG 8 races	AC 0 races	PAR 0 races
1	516138	GUT-BEHRAMI Lara	SUI	1956		494 (2)	-	798 (1)	664 (1)	-	-
2	297601	BRIGNONE Federica	ITA	1724	232	343 (8)	5 (56)	701 (2)	575 (3)	100 (1)	-
3	6535237	SHIFFRIN Mikaela	USA	1663	293	192 (19)	823 (1)	511 (4)	137 (20)	-	-
4	298323	GOGGIA Sofia	ITA	1155	801	658 (1)	-	205 (13)	292 (9)	-	-
5	506399	HECTOR Sara	SWE	973	983	-	342 (6)	599 (3)	-	-	32 (9)
6	56128	HUETTER Cornelia	AUT	969	987	387 (5)	-	-	582 (2)	-	-
7	705423	VLHOVA Petra	SVK	914	1042	4 (57)	566 (2)	344 (7)	-	-	-
8	299276	BASSINO Marta	ITA	881	1075	250 (12)	-	310 (8)	297 (8)	-	24 (12)
9	516284	GISIN Michelle	SUI	864	1092	138 (23)	406 (4)	76 (27)	204 (12)	40 (6)	-
10	425929	MOWINCKEL Ragnhild	NOR	851	1105	305 (9)	-	219 (11)	327 (5)	-	-
11	56177	VENIER Stephanie	AUT	737	1219	363 (6)	-	-	374 (4)	-	-
12	56125	PUCHNER Mirjam	AUT	660	1296	346 (7)	-	-	314 (7)	-	-
13	426257	LIE Kajsa Vickhoff	NOR	638	1318	271 (10)	-	45 (35)	322 (6)	-	-
14	415232	ROBINSON Alice	NZL	615	1341	19 (42)	-	432 (5)	164 (15)	-	-
15	206355	DUERR Lena	GER	591	1365	-	542 (3)	9 (48)	-	-	40 (7)
16	385116	LJUTIC Zrinka	CRO	579	1377	-	338 (7)	241 (10)	-	-	-
17	516248	FLURY Jasmine	SUI	529	1427	394 (4)	-	-	135 (21)	-	-
18	565360	STUHEC Ilka	SLO	488	1468	408 (3)	-	-	80 (27)	-	-
19	107613	GRENIER Valerie	CAN	487	1469	60 (34)	-	359 (6)	50 (33)	18 (17)	-
20	539909	MOLTZAN Paula	USA	479	1477	-	264 (10)	215 (12)	-	-	-
21	206668	WEIDLE Kira	GER	470	1486	248 (13)	-	-	222 (11)	-	-
22	197641	GAUCHE Laura	FRA	432	1524	233 (14)	-	-	163 (16)	36 (7)	-
23	155763	LEDECKA Ester	CZE	410	1546	182 (20)	-	-	196 (13)	32 (8)	-
23	426193	STJERNESUND Th.	NOR	410	1546	-	79 (30)	271 (9)	-	-	60 (3)
25	56388	LIENSBERGER Katharina	AUT	409	1547	-	298 (8)	111 (22)	-	-	-
26	299624	PIROVANO Laura	ITA	402	1554	258 (11)	-	-	144 (19)	-	-
27	516562	RAST Camille	SUI	401	1555	-	267 (9)	112 (21)	-	-	22 (13)
27	56392	GRITSCH Franziska	AUT	401	1555	1 (64)	89 (26)	174 (16)	56 (31)	45 (5)	36 (8)
29	516280	HOLDENER Wendy	SUI	387	1569	-	174 (16)	33 (38)	20 (50)	80 (2)	80 (2)
30	506146	SWENN LARSSON Anna	SWE	378	1578	-	378 (5)	-	-	-	-
31	516319	SUTER Corinne	SUI	374	1582	207 (16)	-	-	167 (14)	-	-
32	516185	HAEHLEN Joana	SUI	362	1594	217 (15)	-	-	145 (18)	-	-
33	56256	RAEDLER Ariane	AUT	337	1619	203 (17)	-	-	134 (22)	-	-
34	197497	MIRADOLI Romane	FRA	325	1631	88 (29)	-	-	237 (10)	-	-
35	516219	NUFER Priska	SUI	290	1666	200 (18)	-	-	68 (29)	22 (14)	-
36	426100	HOLTMANN Mina Fuerst	NOR	288	1668	-	115 (20)	173 (17)	-	-	-
37	507168	AICHER Emma	GER	269	1687	75 (31)	63 (35)	31 (40)	68 (29)	32 (8)	-
38	6536392	HURT A J	USA	268	1688	-	66 (33)	202 (14)	-	-	-
38	297910	CURTONI Elena	ITA	268	1688	137 (24)	-	-	102 (24)	29 (10)	-
40	56253	HUBER Katharina	AUT	236	1720	-	235 (11)	1 (59)	-	-	-
41	516528	MEILLARD Melanie	SUI	230	1726	-	193 (15)	37 (36)	-	-	-
42	107798	NULLMEYER Ali	CAN	226	1730	-	226 (12)	-	-	-	-
43	56258	AGER Christina	AUT	223	1733	137 (24)	-	-	86 (25)	-	-
44	56315	TRUPPE Katharina	AUT	218	1738	-	200 (14)	18 (44)	-	-	-
45	385096	POPOVIC Leona	CRO	215	1741	-	215 (13)	-	-	-	-
46	435334	GASIENICA-DANI.	POL	214	1742	-	-	115 (20)	30 (43)	24 (12)	45 (5)
47	299466	DELAGO Nicol	ITA	204	1752	182 (20)	-	-	22 (49)	-	-
48	565401	BUCIK Ana	SLO	203	1753	-	105 (24)	98 (24)	-	-	-
49	56174	HAASER Ricarda	AUT	202	1754	6 (54)	-	103 (23)	33 (39)	60 (3)	-
50	6536821	MACUGA Lauren	USA	192	1764	42 (38)	-	-	150 (17)	-	-
51	56416	SCHEIB Julia	AUT	188	1768	-	-	188 (15)	-	-	-
52	197651	DIREZ Clara	FRA	187	1769	-	-	171 (18)	-	-	16 (16)
53	805009	COLTURI Lara	ALB	183	1773	-	87 (27)	96 (25)	-	-	-
54	299383	MELESI Roberta	ITA	182	1774	7 (52)	-	66 (29)	109 (23)	-	-
55	565463	SLOKAR Andreja	SLO	177	1779	-	131 (18)	1 (59)	-	-	45 (5)
56	539536	WILES Jacqueline	USA	174	1782	164 (22)	-	-	10 (58)	-	-
57	565491	DVORNIK Neja	SLO	172	1784	-	115 (20)	57 (32)	-	-	-
58	56367	GALLHUBER Katharina	AUT	171	1785	-	171 (17)	-	-	-	-
59	715171	MUZAFERIJA Elvedina	BIH	169	1787	70 (32)	-	-	83 (26)	16 (18)	-
59	6535791	WRIGHT Isabella	USA	169	1787	115 (27)	-	-	34 (38)	20 (15)	-
61	56328	ORTLIEB Nina	AUT	158	1798	129 (26)	-	-	29 (44)	-	-
62	56217	BRUNNER Stephanie	AUT	145	1811	-	3 (61)	134 (19)	8 (60)	-	-
63	56087	SIEBENHOFER Ramona	AUT	143	1813	46 (37)	-	6 (56)	41 (36)	50 (4)	-
64	426043	TVIBERG Maria Therese	NOR	142	1814	-	33 (43)	9 (48)	-	-	100 (1)

Åre (SWE)


10th Women's Slalom

OVERALL FIS WCSL LIST

Number of Competitors: 152, Number of NSAs: 23

Rank	FIS Code	Name	NSA Code	WCSL	Diff.	DH 7 races	SL 10 races	GS 10 races	SG 8 races	AC 0 races	PAR 0 races
65	555072	GERMANE Dzenifera	LAT	127	1829	-	127 (19)	-	-	-	-
65	516705	DURRER Delia	SUI	127	1829	77 (30)	-	-	50 (33)	-	-
67	56198	SCHEYER Christine	AUT	113	1843	64 (33)	-	-	25 (46)	24 (12)	-
68	198176	LAMURE Marie	FRA	112	1844	-	62 (36)	-	-	-	50 (4)
69	198215	POGNEAUX Chiara	FRA	111	1845	-	111 (22)	-	-	-	-
70	426187	LYSDAHL Kristin	NOR	109	1847	-	53 (38)	36 (37)	-	-	20 (14)
71	107427	ST-GERMAIN Laurence	CAN	107	1849	-	107 (23)	-	-	-	-
72	155728	DUBOVSKA Martina	CZE	104	1852	-	104 (25)	-	-	-	-
73	6535455	JOHNSON Breezy	USA	99	1857	92 (28)	-	-	7 (61)	-	-
74	299699	PETERLINI Martina	ITA	87	1869	-	87 (27)	-	-	-	-
75	108461	RICHARDSON Britt	CAN	86	1870	-	-	86 (26)	-	-	-
75	516394	SUTER Jasmina	SUI	86	1870	4 (57)	-	11 (47)	71 (28)	-	-
77	516530	GOOD Nicole	SUI	85	1871	-	85 (29)	-	-	-	-
77	196928	WORLEY Tessa	FRA	85	1871	-	-	30 (41)	55 (32)	-	-
79	6295152	RUNGGALDIER Teresa	ITA	82	1874	50 (35)	-	-	32 (41)	-	-
80	107747	SMART Amelia	CAN	75	1881	-	75 (31)	-	-	-	-
81	6295165	ROSSETTI Marta	ITA	73	1883	-	73 (32)	-	-	-	-
82	56199	KAPPAURER Elisabeth	AUT	68	1888	-	-	68 (28)	-	-	-
83	507109	ARONSSON ELFMAN Hanna	SWE	64	1892	-	64 (34)	-	-	-	-
83	516268	WILD Simone	SUI	64	1892	-	-	64 (30)	-	-	-
85	6295186	PLATINO Elisa	ITA	63	1893	-	-	63 (31)	-	-	-
86	516517	JENAL Stephanie	SUI	58	1898	27 (40)	-	-	31 (42)	-	-
87	56088	TIPPLER Tamara	AUT	56	1900	37 (39)	-	-	19 (51)	-	-
88	507325	OEHLUND Cornelia	SWE	55	1901	-	55 (37)	-	-	-	-
89	299630	DELAGO Nadia	ITA	53	1903	50 (35)	-	-	3 (65)	-	-
90	435432	LUCZAK Magdalena	POL	52	1904	-	-	52 (33)	-	-	-
91	105269	GAGNON Marie-Michele	CAN	50	1906	8 (51)	-	-	16 (53)	26 (11)	-
92	6295075	DELLA MEA Lara	ITA	49	1907	-	42 (40)	7 (55)	-	-	-
92	197616	ALPHAND Estelle	SWE	49	1907	-	27 (46)	22 (43)	-	-	-
92	198029	SMADJA CLEMENT Karen	FRA	49	1907	11 (48)	-	-	38 (37)	-	-
95	299363	ZENERE Asja	ITA	46	1910	-	-	46 (34)	-	-	-
96	516426	STOFFEL Elena	SUI	43	1913	-	43 (39)	-	-	-	-
97	56268	HEIDER Michaela	AUT	42	1914	-	-	-	42 (35)	-	-
98	197124	FRASSE SOMBET Coralie	FRA	41	1915	-	-	12 (46)	-	-	29 (10)
99	198164	CHEVRIER Marion	FRA	39	1917	-	39 (41)	-	-	-	-
99	55970	SCHMIDHOFER Nicole	AUT	39	1917	6 (54)	-	-	33 (39)	-	-
101	6535773	O BRIEN Nina	USA	37	1919	-	-	8 (51)	-	-	29 (10)
102	108077	GRAY Cassidy	CAN	35	1921	-	-	33 (38)	2 (66)	-	-
103	56344	SPORER Marie-Therese	AUT	34	1922	-	34 (42)	-	-	-	-
103	56417	FEST Nadine	AUT	34	1922	5 (56)	-	-	29 (44)	-	-
105	405172	WESTHOFF Bianca Bakke	NOR	33	1923	-	33 (43)	-	-	-	-
106	516521	KOLLY Noemie	SUI	28	1928	13 (46)	-	-	15 (54)	-	-
106	355061	HILZINGER Jessica	GER	28	1928	-	28 (45)	-	-	-	-
108	56519	WECHNER Lena	AUT	27	1929	3 (59)	-	-	24 (48)	-	-
109	426285	MAARSTOEL Andrine	NOR	26	1930	-	26 (47)	-	-	-	-
109	6535765	MANGAN Tricia	USA	26	1930	9 (50)	-	-	17 (52)	-	-
109	516283	ELLENBERGER Andrea	SUI	26	1930	-	-	8 (51)	-	-	18 (15)
112	197956	CERUTTI Camille	FRA	25	1931	-	-	-	25 (46)	-	-
113	56224	MAIER Sabrina	AUT	24	1932	20 (41)	-	-	4 (64)	-	-
113	516519	SUTER Juliana	SUI	24	1932	12 (47)	-	-	12 (57)	-	-
115	507155	NYBERG Lisa	SWE	23	1933	-	-	23 (42)	-	-	-
116	198177	BRECHE Clarisse	FRA	22	1934	-	22 (48)	-	-	-	-
117	6536213	CASHMAN Keely	USA	21	1935	14 (45)	-	-	7 (61)	-	-
118	565320	FERK SAIONI Marusa	SLO	20	1936	-	-	-	-	20 (15)	-
119	56471	NIEDERWIESER Michelle	AUT	19	1937	17 (43)	-	-	2 (66)	-	-
120	6295745	BERNARDI Vicky	ITA	16	1940	3 (59)	-	-	13 (55)	-	-
121	107697	FLECKENSTEIN Stefanie	CAN	15	1941	15 (44)	-	-	-	-	-
122	299822	TSCHURTSCHENTH.	ITA	14	1942	-	14 (49)	-	-	-	-
122	507011	LOEVBLOM Hilma	SWE	14	1942	-	-	14 (45)	-	-	-
122	506701	HOERNBLAD Lisa	SWE	14	1942	1 (64)	-	-	13 (55)	-	-
125	198253	McFARLANE Caitlin	FRA	13	1943	-	5 (56)	8 (51)	-	-	-
126	298694	PICHLER Karoline	ITA	12	1944	3 (59)	-	-	9 (59)	-	-
127	56491	SCHOEPF Emily	AUT	10	1946	10 (49)	-	-	-	-	-
127	56550	HOERHAGER Lisa	AUT	10	1946	-	10 (50)	-	-	-	-

Åre (SWE)


10th Women's Slalom

OVERALL FIS WCSL LIST

Number of Competitors: 152, Number of NSAs: 23

Rank	FIS Code	Name	NSA Code	WCSL	Diff.	DH 7 races	SL 10 races	GS 10 races	SG 8 races	AC 0 races	PAR 0 races
127	299939	LORENZI Lucrezia	ITA	10	1946	-	10 (50)	-	-	-	-
130	405138	JELINKOVA Adriana	CZE	9	1947	-	-	9 (48)	-	-	-
130	516504	DANIOTH Aline	SUI	9	1947	-	9 (52)	-	-	-	-
130	196806	NOENS Nastasia	FRA	9	1947	-	9 (52)	-	-	-	-
133	565471	HROVAT Meta	SLO	8	1948	-	-	8 (51)	-	-	-
134	25210	MORENO Cande	AND	7	1949	7 (52)	-	-	-	-	-
135	45423	HOFFMAN Madison	AUS	6	1950	-	6 (54)	-	-	-	-
135	426324	MONSEN Marte	NOR	6	1950	-	-	6 (56)	-	-	-
135	206497	FILSER Andrea	GER	6	1950	-	6 (54)	-	-	-	-
138	307493	ANDO Asa	JPN	5	1951	-	5 (56)	-	-	-	-
138	56311	REISINGER Elisabeth	AUT	5	1951	-	-	-	5 (63)	-	-
140	539927	LAPANJA Lila	USA	4	1952	-	4 (59)	-	-	-	-
140	299983	GULLI Anita	ITA	4	1952	-	4 (59)	-	-	-	-
142	206759	HIRTL-STANGGAS.	GER	3	1953	2 (62)	-	-	1 (68)	-	-
143	516560	LINGG Charlotte	LIE	2	1954	-	2 (62)	-	-	-	-
143	516611	SCHMITT Janine	SUI	2	1954	2 (62)	-	-	-	-	-
143	56333	MAIR Chiara	AUT	2	1954	-	2 (62)	-	-	-	-
143	56373	MOERZINGER Elisa	AUT	2	1954	-	-	2 (58)	-	-	-
147	6296280	THALER Sara	ITA	1	1955	-	-	-	1 (68)	-	-
147	185475	PYKALAINEN Erika	FIN	1	1955	-	-	1 (59)	-	-	-
147	507046	BOSTROEM MUSSENER Moa	SWE	1	1955	-	1 (64)	-	-	-	-
147	6536171	HENSIEN Katie	USA	1	1955	-	1 (64)	-	-	-	-
147	506583	SAEFVENBERG Charlotta	SWE	1	1955	-	1 (64)	-	-	-	-
147	6536895	SUNSHINE Ava	USA	1	1955	-	1 (64)	-	-	-	-

Legend:		AC	DH	Diff.
-	No points	Alpine Combined	Downhill	Difference
GS	Giant Slalom	PAR	SG	SL
WCSL	Overall points	Parallel	Super-G	Slalom

Åre (SWE)


10th Women's Slalom

FIS NATION CUP

Number of Nations: 22

Rank	NSA	Name	Points	Diff.	DH	SL	GS	SG	AC	PAR	TE
1	SUI	Switzerland	4418		1123	1064	1050	1181	-	-	-
2	AUT	Austria	4359	59	1200	972	738	1449	-	-	-
3	ITA	Italy	3980	438	1266	218	1286	1210	-	-	-
4	USA	United States of America	2498	1920	372	1037	827	262	-	-	-
5	NOR	Norway	1825	2593	362	295	676	492	-	-	-
6	SWE	Sweden	1396	3022	1	771	611	13	-	-	-
7	GER	Germany	1020	3398	186	561	40	233	-	-	-
8	FRA	France	1012	3406	219	235	177	381	-	-	-
9	CAN	Canada	914	3504	67	358	445	44	-	-	-
10	SVK	Slovakia	802	3616	-	505	297	-	-	-	-
11	CRO	Croatia	743	3675	-	504	239	-	-	-	-
12	SLO	Slovenia	664	3754	162	302	140	60	-	-	-
13	NZL	New Zealand	552	3866	5	-	412	135	-	-	-
14	CZE	Czechia	348	4070	63	89	9	187	-	-	-
15	POL	Poland	177	4241	-	-	147	30	-	-	-
15	ALB	Albania	177	4241	-	86	91	-	-	-	-
17	BIH	Bosnia and Herzegovina	151	4267	69	-	-	82	-	-	-
18	LAT	Latvia	127	4291	-	127	-	-	-	-	-
19	AUS	Australia	6	4412	-	6	-	-	-	-	-
20	JPN	Japan	4	4414	-	4	-	-	-	-	-
21	LIE	Liechtenstein	2	4416	-	2	-	-	-	-	-
22	FIN	Finland	1	4417	-	-	1	-	-	-	-

Åre (SWE)



10th Women's Slalom

OVERALL FIS NATION CUP

Number of Nations: 30

Rk	NSA	Overall			DH Points			SL Points			GS Points			SG Points			AC Points			PAR Points			TE Points
		M+W	M	W	M+W	M	W	M+W	M	W	M+W	M	W	M+W	M	W	M+W	M	W	M+W	M	W	M+W
1	SUI	10031	5613	4418	2519	1396	1123	2167	1103	1064	2928	1878	1050	2417	1236	1181	-	-	-	-	-	-	-
2	AUT	8427	4068	4359	1845	645	1200	2522	1550	972	1568	830	738	2492	1043	1449	-	-	-	-	-	-	-
3	ITA	6290	2310	3980	2151	885	1266	539	321	218	1820	534	1286	1780	570	1210	-	-	-	-	-	-	-
4	NOR	4594	2769	1825	648	286	362	1328	1033	295	1878	1202	676	740	248	492	-	-	-	-	-	-	-
5	USA	3796	1298	2498	1013	641	372	1097	60	1037	1133	306	827	553	291	262	-	-	-	-	-	-	-
6	FRA	3616	2604	1012	1396	1177	219	813	578	235	568	391	177	839	458	381	-	-	-	-	-	-	-
7	GER	2048	1028	1020	359	173	186	1131	570	561	241	201	40	317	84	233	-	-	-	-	-	-	-
8	CAN	1778	864	914	481	414	67	375	17	358	490	45	445	432	388	44	-	-	-	-	-	-	-
9	SWE	1614	218	1396	1	-	1	979	208	771	621	10	611	13	-	13	-	-	-	-	-	-	-
10	CRO	1396	653	743	-	-	-	787	283	504	609	370	239	-	-	-	-	-	-	-	-	-	-
11	SLO	1097	433	664	243	81	162	302	-	302	487	347	140	65	5	60	-	-	-	-	-	-	-
12	SVK	809	7	802	-	-	-	505	-	505	304	7	297	-	-	-	-	-	-	-	-	-	-
13	NZL	552	-	552	5	-	5	-	-	-	412	-	412	135	-	135	-	-	-	-	-	-	-
14	GBR	364	364	-	-	-	-	364	364	-	-	-	-	-	-	-	-	-	-	-	-	-	-
15	CZE	359	11	348	74	11	63	89	-	89	9	-	9	187	-	187	-	-	-	-	-	-	-
16	POL	177	-	177	-	-	-	-	-	-	147	-	147	30	-	30	-	-	-	-	-	-	-
16	ALB	177	-	177	-	-	-	86	-	86	91	-	91	-	-	-	-	-	-	-	-	-	-
18	BEL	161	161	-	-	-	-	73	73	-	88	88	-	-	-	-	-	-	-	-	-	-	-
19	BIH	151	-	151	69	-	69	-	-	-	-	-	-	82	-	82	-	-	-	-	-	-	-
20	AND	141	141	-	-	-	-	-	-	-	141	141	-	-	-	-	-	-	-	-	-	-	-
21	LAT	127	-	127	-	-	-	127	-	127	-	-	-	-	-	-	-	-	-	-	-	-	-
22	BUL	111	111	-	-	-	-	111	111	-	-	-	-	-	-	-	-	-	-	-	-	-	-
23	FIN	95	94	1	73	73	-	-	-	-	1	-	1	21	21	-	-	-	-	-	-	-	-
24	GRE	86	86	-	-	-	-	86	86	-	-	-	-	-	-	-	-	-	-	-	-	-	-
25	ESP	44	44	-	-	-	-	40	40	-	4	4	-	-	-	-	-	-	-	-	-	-	-
26	DEN	27	27	-	-	-	-	-	-	-	27	27	-	-	-	-	-	-	-	-	-	-	-
27	JPN	17	13	4	-	-	-	6	2	4	11	11	-	-	-	-	-	-	-	-	-	-	-
28	LTU	11	11	-	-	-	-	-	-	-	11	11	-	-	-	-	-	-	-	-	-	-	-
29	AUS	10	4	6	-	-	-	6	-	6	4	4	-	-	-	-	-	-	-	-	-	-	-
30	LIE	2	-	2	-	-	-	2	-	2	-	-	-	-	-	-	-	-	-	-	-	-	-

Åre (SWE)



10th Women's Slalom

CONSTRUCTORS' CHAMPIONSHIP

Number of Brands: 8

Rank	Name	Points	Diff.	DH	SL	GS	SG	AC	PAR
1	Head	5340		1105	1285	1365	1585	-	-
2	Rossignol	3350	1990	365	1040	1435	510	-	-
3	Atomic	2570	2770	805	905	445	415	-	-
4	Salomon	1195	4145	145	340	475	235	-	-
5	Kaestle	335	5005	225	-	-	110	-	-
6	Dynastar	240	5100	40	-	50	150	-	-
7	Voelkl	140	5200	-	140	-	-	-	-
8	Fischer	40	5300	-	40	-	-	-	-

Åre (SWE)



10th Women's Slalom

OVERALL CONSTRUCTORS' CHAMPIONSHIP

Number of Brands: 12

Rank	Brand	Overall			DH Points			SL Points			GS Points			SG Points			AC Points			PAR Points		
		M+W	M	W	M+W	M	W	M+W	M	W	M+W	M	W	M+W	M	W	M+W	M	W	M+W	M	W
1	Head	7280	1940	5340	1720	615	1105	1495	210	1285	1700	335	1365	2365	780	1585	-	-	-	-	-	-
2	Rossignol	5850	2500	3350	1125	760	365	1735	695	1040	2225	790	1435	765	255	510	-	-	-	-	-	-
3	Atomic	5130	2560	2570	1345	540	805	1760	855	905	1285	840	445	740	325	415	-	-	-	-	-	-
4	Stoeckli	1930	1930	-	480	480	-	-	-	-	1000	1000	-	450	450	-	-	-	-	-	-	-
5	Salomon	1560	365	1195	235	90	145	340	-	340	570	95	475	415	180	235	-	-	-	-	-	-
6	Fischer	1130	1090	40	210	210	-	630	590	40	50	50	-	240	240	-	-	-	-	-	-	-
7	Van deer raa	730	730	-	-	-	-	505	505	-	225	225	-	-	-	-	-	-	-	-	-	-
8	Dynastar	615	375	240	40	-	40	330	330	-	95	45	50	150	-	150	-	-	-	-	-	-
9	Nordica	550	550	-	305	305	-	135	135	-	-	-	-	110	110	-	-	-	-	-	-	-
10	Kaestle	335	-	335	225	-	225	-	-	-	-	-	-	110	-	110	-	-	-	-	-	-
11	Voelkl	140	-	140	-	-	-	140	-	140	-	-	-	-	-	-	-	-	-	-	-	-
12	Blizzard	60	60	-	-	-	-	60	60	-	-	-	-	-	-	-	-	-	-	-	-	-