



Competition Analysis

Course Information:	Name:: Lillehammer 2,5km Total Climb (TC): 328m	Height Difference (HD): 52m Course Length: 2500	Maximum Climb (MC): 33m Number of Laps: 4
----------------------------	--	--	--

RANK	BIB NAME	NSA			TIME DIFFERENCE			SKI JUMPING			TIME			RANK			
		0.78 / 7.5 km			2.5 / 8.28 km			3.28 / 10.0 km			5.0 km				5.78 km		
		TIME	BEHIND	RK	TIME	BEHIND	RK	TIME	BEHIND	RK	TIME	BEHIND	RK		TIME	BEHIND	RK
1	1 RIBBER Jarl Magnus	NOR			0:00	162.10	1	25:55.3				0.0	1				
Cumulative Time	2:19.9	0.0	1	6:10.5	0.0	1	8:48.4	0.0	1	12:45.1	0.0	1	15:20.4	0.0	1		
Sector Time	2:19.9	+7.7	23	3:50.6	+11.8	28	2:37.9	+9.9	=37	3:56.7	+11.1	32	2:35.3	+3.6	13		
Cumulative Time	19:14.6	0.0	1	21:49.3	0.0	1	25:55.3	0.0	1								
Sector Time	3:54.2	15	15	2:34.7	+16.8	23	4:06.0	+31.0	39								
2	2 LAMPARTER Johannes	AUT			0:55	148.40	2	26:29.1				+33.8	2				
Cumulative Time	3:13.1	+53.2	2	7:12.3	+1:01.8	21	9:48.6	+1:00.2	2	13:42.5	+57.4	3	16:19.1	+58.7	3		
Sector Time	2:18.1	+5.9	19	3:59.2	+20.4	4	2:36.3	+8.3	=31	3:53.9	+8.3	=15	2:36.6	+4.9	=21		
Cumulative Time	20:09.0	+54.4	2	22:31.9	+42.6	2	26:29.1	+33.8	2								
Sector Time	3:49.9	7	7	2:22.9	+5.0	4	3:57.2	+22.2	=26								
3	13 GRAABAK Joergen	NOR			1:57	132.90	13	26:31.8				+36.5	3				
Cumulative Time	4:09.4	+1:49.5	12	7:48.9	+1:38.4	12	10:17.7	+1:29.3	9	14:12.8	+1:27.7	8	16:45.6	+1:25.2	8		
Sector Time	2:12.4	+0.2	3	3:39.5	+0.7	2	2:28.8	+0.8	=2	3:55.1	+9.5	=26	2:32.8	+1.1	4		
Cumulative Time	20:29.6	+1:15.0	7	22:47.5	+58.2	5	26:31.8	+36.5	3								
Sector Time	3:44.0	2	2	2:17.9	0.0	1	3:44.3	+9.3	13								
4	12 OFTEBRO Jens Luraas	NOR			1:55	133.30	12	26:31.8				+36.5	4				
Cumulative Time	4:07.2	+1:47.3	11	7:46.0	+1:35.5	6	10:14.8	+1:26.4	6	14:11.8	+1:26.7	6	16:43.5	+1:23.1	5		
Sector Time	2:12.2	0.0	1	3:38.8	0.0	1	2:28.8	+0.8	=2	3:57.0	+11.4	=33	2:31.7	0.0	1		
Cumulative Time	20:28.5	+1:13.9	5	22:46.8	+57.5	4	26:31.8	+36.5	4								
Sector Time	3:45.0	6	6	2:18.3	+0.4	3	3:45.0	+10.0	14								
5	5 RETTENEGGER Stefan	AUT			1:08	145.10	5	26:37.7				+42.4	5				
Cumulative Time	3:23.0	+1:03.1	3	7:12.6	+1:02.1	3	9:49.1	+1:00.7	3	13:42.1	+57.0	2	16:18.2	+57.8	2		
Sector Time	2:15.0	+2.8	9	3:49.6	+10.8	24	2:36.5	+8.5	35	3:53.0	+7.4	14	2:36.1	+4.4	18		
Cumulative Time	20:09.3	+54.7	3	22:37.5	+48.2	3	26:37.7	+42.4	5								
Sector Time	3:51.1	10	10	2:28.2	+10.3	6	4:00.2	+25.2	30								
6	8 SCHMID Julian	GER			1:37	137.80	8	26:44.0				+48.7	6				
Cumulative Time	3:59.7	+1:39.8	8	7:47.0	+1:36.5	8	10:16.7	+1:28.3	8	14:11.0	+1:25.9	5	16:45.2	+1:24.8	7		
Sector Time	2:22.7	+10.5	31	3:47.3	+8.5	=15	2:29.7	+1.7	5	3:54.3	+8.7	=20	2:34.2	+2.5	5		
Cumulative Time	20:30.1	+1:15.5	8	22:48.2	+58.9	6	26:44.0	+48.7	6								
Sector Time	3:44.9	5	5	2:18.1	+0.2	2	3:55.8	+20.8	23								
7	10 HIRVONEN Eero	FIN			1:50	134.50	10	26:50.0				+54.7	7				
Cumulative Time	4:05.6	+1:45.7	9	7:46.5	+1:36.0	7	10:15.7	+1:27.3	7	14:12.3	+1:27.2	7	16:44.7	+1:24.3	6		
Sector Time	2:15.6	+3.4	12	3:40.9	+2.1	3	2:29.2	+1.2	4	3:56.6	+11.0	31	2:32.4	+0.7	2		
Cumulative Time	20:29.1	+1:14.5	6	22:54.3	+1:05.0	8	26:50.0	+54.7	7								
Sector Time	3:44.4	4	4	2:25.2	+7.3	5	3:55.7	+20.7	22								
8	4 REHRL Franz-Josef	AUT			1:06	145.60	4	26:52.9				+57.6	8				
Cumulative Time	3:23.9	+1:04.0	4	7:13.2	+1:02.7	4	9:50.2	+1:01.8	4	13:43.0	+57.9	4	16:20.1	+59.7	4		
Sector Time	2:17.9	+5.7	18	3:49.3	+10.5	23	2:37.0	+9.0	36	3:52.8	+7.2	12	2:37.1	+5.4	24		
Cumulative Time	20:10.8	+56.2	4	22:51.2	+1:01.9	7	26:52.9	+57.6	8								
Sector Time	3:50.7	9	9	2:40.4	+22.5	37	4:01.7	+26.7	=32								
9	9 GREIDERER Lukas	AUT			1:50	134.60	9	27:03.7				+1:08.4	9				
Cumulative Time	4:06.4	+1:46.5	10	7:47.4	+1:36.9	9	10:19.2	+1:30.8	11	14:13.1	+1:28.0	9	16:47.6	+1:27.2	10		
Sector Time	2:16.4	+4.2	16	3:41.0	+2.2	4	2:31.8	+3.8	=12	3:53.9	+8.3	=15	2:34.5	+2.8	7		
Cumulative Time	20:31.1	+1:16.5	10	23:05.9	+1:16.6	9	27:03.7	+1:08.4	9								
Sector Time	3:43.5	1	1	2:34.8	+16.9	=24	3:57.8	+22.8	28								

3 DEC 2023 / Lillehammer (NOR) / 4137

Timing and Data Service by Swiss Timing

www.fis-ski.com

FIS Timing Provider

NC2324SWRACP02\NC2324SWRACP02SMIN41CCR1_77B4 v1.0

Report Created SUN 3 DEC 2023 12:14


Page 1/6

FIS Title Sponsor



Event Sponsors





Competition Analysis


RANK	BIB NAME	NSA		TIME DIFFERENCE		SKI JUMPING		TIME			TIME BEHIND		RANK		
						POINTS	RANK								
						0.78 / 7.5 km								2.5 / 8.28 km	
TIME	BEHIND	RK	TIME	BEHIND	RK	TIME	BEHIND	RK	TIME	BEHIND	RK	TIME	BEHIND	RK	
10	7 FRITZ Martin	AUT		1:26		140.60	7	27:16.2			+1:20.9		10		
Cumulative Time	3:56.9	+1:37.0	7	7:48.4	+1:37.9	11	10:20.0	+1:31.6	12	14:13.9	+1:28.8	11	16:46.5	+1:26.1	9
Sector Time	2:30.9	+18.7	49	3:51.5	+12.7	29	2:31.6	+3.6	11	3:53.9	+8.3	=15	2:32.6	+0.9	3
Cumulative Time	20:30.7	+1:16.1	9	23:09.7	+1:20.4	10	27:16.2	+1:20.9	10						
Sector Time	3:44.2		3	2:39.0	+21.1	31	4:06.5	+31.5	40						
11	16 ILVES Kristjan	EST		2:22		126.70	16	27:55.8			+2:00.5		11		
Cumulative Time	4:42.2	+2:22.3	15	8:42.0	+2:31.5	16	11:14.9	+2:26.5	15	15:10.0	+2:24.9	14	17:44.7	+2:24.3	14
Sector Time	2:20.2	+8.0	=24	3:59.8	+21.0	43	2:32.9	+4.9	18	3:55.1	+9.5	=26	2:34.7	+3.0	9
Cumulative Time	21:42.0	+2:27.4	15	24:13.8	+2:24.5	15	27:55.8	+2:00.5	11						
Sector Time	3:57.3	=28	28	2:31.8	+13.9	17	3:42.0	+7.0	9						
12	20 RYDZEK Johannes	GER		2:38		122.50	20	27:55.9			+2:00.6		12		
Cumulative Time	4:52.8	+2:32.9	18	8:41.6	+2:31.1	14	11:14.1	+2:25.7	14	15:09.6	+2:24.5	13	17:43.9	+2:23.5	13
Sector Time	2:14.8	+2.6	8	3:48.8	+10.0	20	2:32.5	+4.5	16	3:55.5	+9.9	29	2:34.3	+2.6	6
Cumulative Time	21:41.2	+2:26.6	13	24:12.3	+2:23.0	13	27:55.9	+2:00.6	12						
Sector Time	3:57.3	=28	28	2:31.1	+13.2	13	3:43.6	+8.6	11						
13	19 FAISST Manuel	GER		2:36		123.10	19	27:56.0			+2:00.7		13		
Cumulative Time	4:52.0	+2:32.1	17	8:42.4	+2:31.9	17	11:15.6	+2:27.2	16	15:10.4	+2:25.3	15	17:45.6	+2:25.2	15
Sector Time	2:16.0	+3.8	14	3:50.4	+11.6	26	2:33.2	+5.2	=19	3:54.8	+9.2	24	2:35.2	+3.5	=11
Cumulative Time	21:41.6	+2:27.0	14	24:12.9	+2:23.6	14	27:56.0	+2:00.7	13						
Sector Time	3:56.0		21	2:31.3	+13.4	=14	3:43.1	+8.1	10						
14	17 LOOMIS Benjamin	USA		2:27		125.30	17	27:56.2			+2:00.9		14		
Cumulative Time	4:53.9	+2:34.0	19	8:43.0	+2:32.5	19	11:17.4	+2:29.0	18	15:11.7	+2:26.6	18	17:48.0	+2:27.6	18
Sector Time	2:26.9	+14.7	40	3:49.1	+10.3	22	2:34.4	+6.4	24	3:54.3	+8.7	=20	2:36.3	+4.6	19
Cumulative Time	21:43.3	+2:28.7	18	24:14.6	+2:25.3	16	27:56.2	+2:00.9	14						
Sector Time	3:55.3		18	2:31.3	+13.4	=14	3:41.6	+6.6	7						
15	3 YAMAMOTO Ryota	JPN		1:00		147.10	3	27:58.1			+2:02.8		15		
Cumulative Time	3:24.7	+1:04.8	5	7:13.6	+1:03.1	5	9:55.3	+1:06.9	5	14:14.3	+1:29.2	12	17:01.4	+1:41.0	12
Sector Time	2:24.7	+12.5	35	3:48.9	+10.1	21	2:41.7	+13.7	42	4:19.0	+33.4	49	2:47.1	+15.4	40
Cumulative Time	21:12.8	+1:58.2	11	23:56.3	+2:07.0	11	27:58.1	+2:02.8	15						
Sector Time	4:11.4		46	2:43.5	+25.6	41	4:01.8	+26.8	34						
16	6 WEBER Terence	GER		1:19		142.40	6	28:08.6			+2:13.3		16		
Cumulative Time	3:51.4	+1:31.5	6	7:47.8	+1:37.3	10	10:18.5	+1:30.1	10	14:13.6	+1:28.5	10	17:00.6	+1:40.2	11
Sector Time	2:32.4	+20.2	50	3:56.4	+17.6	=34	2:30.7	+2.7	=6	3:55.1	+9.5	=26	2:47.0	+15.3	39
Cumulative Time	21:13.2	+1:58.6	12	23:59.4	+2:10.1	12	28:08.6	+2:13.3	16						
Sector Time	4:12.6		47	2:46.2	+28.3	=42	4:09.2	+34.2	43						
17	15 YACHI Sora	JPN		2:19		127.30	15	28:11.7			+2:16.4		17		
Cumulative Time	4:43.2	+2:23.3	16	8:42.6	+2:32.1	18	11:18.2	+2:29.8	19	15:12.2	+2:27.1	19	17:48.9	+2:28.5	19
Sector Time	2:24.2	+12.0	34	3:59.4	+20.6	42	2:35.6	+7.6	=27	3:54.0	+8.4	=18	2:36.7	+5.0	23
Cumulative Time	21:43.9	+2:29.3	19	24:15.6	+2:26.3	17	28:11.7	+2:16.4	17						
Sector Time	3:55.0		17	2:31.7	+13.8	16	3:56.1	+21.1	24						
18	11 FLATLA Kasper Moen	NOR		1:54		133.70	11	28:26.9			+2:31.6		18		
Cumulative Time	4:14.5	+1:54.6	13	8:16.0	+2:05.5	13	11:03.3	+2:14.9	13	15:10.8	+2:25.7	16	17:46.3	+2:25.9	16
Sector Time	2:20.5	+8.3	26	4:01.5	+22.7	45	2:47.3	+19.3	48	4:07.5	+21.9	45	2:35.5	+3.8	14
Cumulative Time	21:42.9	+2:28.3	17	24:22.1	+2:32.8	19	28:26.9	+2:31.6	18						
Sector Time	3:56.6		26	2:39.2	+21.3	33	4:04.8	+29.8	37						



Competition Analysis

RANK	BIB NAME	NSA						TIME DIFFERENCE		SKI JUMPING		TIME			RANK
		0.78 / 7.5 km		2.5 / 8.28 km		3.28 / 10.0 km		POINTS	RANK	5.0 km			5.78 km		
		TIME	BEHIND	RK	TIME	BEHIND	RK			TIME	BEHIND	RK	TIME	BEHIND	
19	14 RETTENEGGER Thomas	AUT						2:08	130.20	14	28:29.5	+2:34.2			19
Cumulative Time	4:30.6	+2:10.7	14	8:41.8	+2:31.3	15	11:16.4	+2:28.0	17	15:11.3	+2:26.2	17	17:47.0	+2:26.6	17
Sector Time	2:22.6	+10.4	30	4:11.2	+32.4	51	2:34.6	+6.6	25	3:54.9	+9.3	25	2:35.7	+4.0	=15
Cumulative Time	21:42.4	+2:27.8	16	24:18.6	+2:29.3	18	28:29.5	+2:34.2	19						
Sector Time	3:55.4		19	2:36.2	+18.3	26	4:10.9	+35.9	44						
20	32 GEIGER Vinzenz	GER						3:41	106.80	32	28:58.0	+3:02.7			20
Cumulative Time	6:04.9	+3:45.0	32	9:55.0	+3:44.5	33	12:26.8	+3:38.4	32	16:15.8	+3:30.7	34	18:51.5	+3:31.1	24
Sector Time	2:23.9	+11.7	33	3:50.1	+11.3	25	2:31.8	+3.8	=12	3:49.0	+3.4	7	2:35.7	+4.0	=15
Cumulative Time	22:47.8	+3:33.2	20	25:16.2	+3:26.9	20	28:58.0	+3:02.7	20						
Sector Time	3:56.3		23	2:28.4	+10.5	7	3:41.8	+6.8	8						
21	27 COSTA Samuel	ITA						3:18	112.60	27	28:58.3	+3:03.0			21
Cumulative Time	5:41.7	+3:21.8	27	9:34.0	+3:23.5	27	12:06.8	+3:18.4	23	16:06.5	+3:21.4	23	18:52.7	+3:32.3	27
Sector Time	2:23.7	+11.5	32	3:52.3	+13.5	30	2:32.8	+4.8	17	3:59.7	+14.1	=38	2:46.2	+14.5	38
Cumulative Time	22:48.2	+3:33.6	21	25:16.8	+3:27.5	21	28:58.3	+3:03.0	21						
Sector Time	3:55.5		20	2:28.6	+10.7	8	3:41.5	+6.5	6						
22	37 SCHUMANN Stephen	USA						4:03	101.30	37	28:58.8	+3:03.5			22
Cumulative Time	6:16.7	+3:56.8	36	10:00.6	+3:50.1	36	12:28.6	+3:40.2	33	16:14.2	+3:29.1	31	18:52.2	+3:31.8	26
Sector Time	2:13.7	+1.5	6	3:43.9	+5.1	8	2:28.0	0.0	1	3:45.6	0.0	1	2:38.0	+6.3	29
Cumulative Time	22:48.9	+3:34.3	24	25:17.6	+3:28.3	22	28:58.8	+3:03.5	22						
Sector Time	3:56.7		27	2:28.7	+10.8	9	3:41.2	+6.2	5						
23	36 BUZZI Raffaele	ITA						4:00	102.20	36	28:59.3	+3:04.0			23
Cumulative Time	6:19.4	+3:59.5	38	10:03.8	+3:53.3	39	12:37.0	+3:48.6	38	16:24.9	+3:39.8	37	18:59.8	+3:39.4	36
Sector Time	2:19.4	+7.2	22	3:44.4	+5.6	9	2:33.2	+5.2	=19	3:47.9	+2.3	3	2:34.9	+3.2	10
Cumulative Time	22:51.3	+3:36.7	34	25:24.3	+3:35.0	29	28:59.3	+3:04.0	23						
Sector Time	3:51.5		11	2:33.0	+15.1	22	3:35.0	0.0	1						
24	34 SKOGLUND Andreas	NOR						3:49	104.80	34	28:59.3	+3:04.0			24
Cumulative Time	6:05.7	+3:45.8	33	9:53.0	+3:42.5	29	12:24.0	+3:35.6	29	16:13.4	+3:28.3	29	18:49.4	+3:29.0	=20
Sector Time	2:16.7	+4.5	17	3:47.3	+8.5	=15	2:31.0	+3.0	8	3:49.4	+3.8	8	2:36.0	+4.3	17
Cumulative Time	22:49.7	+3:35.1	27	25:19.5	+3:30.2	24	28:59.3	+3:04.0	24						
Sector Time	4:00.3		36	2:29.8	+11.9	11	3:39.8	+4.8	3						
25	33 MALACINSKI Niklas	USA						3:45	105.90	33	28:59.6	+3:04.3			25
Cumulative Time	6:06.5	+3:46.6	34	9:53.6	+3:43.1	30	12:25.0	+3:36.6	30	16:13.7	+3:28.6	30	18:50.3	+3:29.9	22
Sector Time	2:21.5	+9.3	28	3:47.1	+8.3	=13	2:31.4	+3.4	10	3:48.7	+3.1	5	2:36.6	+4.9	=21
Cumulative Time	22:48.5	+3:33.9	=22	25:20.8	+3:31.5	25	28:59.6	+3:04.3	25						
Sector Time	3:58.2		31	2:32.3	+14.4	=19	3:38.8	+3.8	2						
26	25 THANNHEIMER Wendelin	GER						3:04	116.20	25	29:05.0	+3:09.7			26
Cumulative Time	5:29.5	+3:09.6	24	9:26.7	+3:16.2	24	12:05.9	+3:17.5	22	16:06.1	+3:21.0	22	18:49.4	+3:29.0	=20
Sector Time	2:25.5	+13.3	=36	3:57.2	+18.4	40	2:39.2	+11.2	39	4:00.2	+14.6	41	2:43.3	+11.6	34
Cumulative Time	22:49.3	+3:34.7	=25	25:18.4	+3:29.1	23	29:05.0	+3:09.7	26						
Sector Time	3:59.9		34	2:29.1	+11.2	10	3:46.6	+11.6	16						
27	38 HEROLA Ilkka	FIN						4:05	100.80	38	29:06.8	+3:11.5			27
Cumulative Time	6:18.2	+3:58.3	37	10:02.0	+3:51.5	37	12:34.3	+3:45.9	36	16:25.6	+3:40.5	38	19:00.8	+3:40.4	37
Sector Time	2:13.2	+1.0	5	3:43.8	+5.0	7	2:32.3	+4.3	15	3:51.3	+5.7	9	2:35.2	+3.5	=11
Cumulative Time	22:51.0	+3:36.4	33	25:25.8	+3:36.5	31	29:06.8	+3:11.5	27						
Sector Time	3:50.2		8	2:34.8	+16.9	=24	3:41.0	+6.0	4						





Competition Analysis

RANK	BIB NAME	NSA		TIME DIFFERENCE		SKI JUMPING		TIME			TIME BEHIND		RANK		
						POINTS	RANK								
						0.78 / 7.5 km								2.5 / 8.28 km	
	TIME	BEHIND	RK	TIME	BEHIND	RK	TIME	BEHIND	RK	TIME	BEHIND	RK	TIME	BEHIND	RK
28	39 KOSTNER Aaron	ITA		4:08		100.00	39	29:07.2	+3:11.9			28			
Cumulative Time	6:20.3	+4:00.4	39	10:02.4	+3:51.9	38	12:35.7	+3:47.3	37	16:23.8	+3:38.7	35	18:58.4	+3:38.0	35
Sector Time	2:12.3	+0.1	2	3:42.1	+3.3	5	2:33.3	+5.3	21	3:48.1	+2.5	4	2:34.6	+2.9	8
Cumulative Time	22:50.9	+3:36.3	32	25:23.2	+3:33.9	28	29:07.2	+3:11.9	28						
Sector Time	3:52.5	12	12	2:32.3	+14.4	=19	3:44.0	+9.0	12						
29	22 WATABE Yoshito	JPN		2:46		120.70	21	29:07.6	+3:12.3			29			
Cumulative Time	5:16.5	+2:56.6	22	9:25.8	+3:15.3	22	12:09.9	+3:21.5	27	16:08.2	+3:23.1	27	18:54.0	+3:33.6	30
Sector Time	2:30.5	+18.3	47	4:09.3	+30.5	50	2:44.1	+16.1	45	3:58.3	+12.7	35	2:45.8	+14.1	36
Cumulative Time	22:50.5	+3:35.9	=30	25:21.5	+3:32.2	26	29:07.6	+3:12.3	29						
Sector Time	3:56.5	25	25	2:31.0	+13.1	12	3:46.1	+11.1	15						
30	29 WATABE Akito	JPN		3:26		110.60	29	29:12.4	+3:17.1			30			
Cumulative Time	5:52.6	+3:32.7	29	9:55.8	+3:45.3	34	12:29.5	+3:41.1	34	16:15.3	+3:30.2	33	18:58.0	+3:37.6	34
Sector Time	2:26.6	+14.4	39	4:03.2	+24.4	47	2:33.7	+5.7	22	3:45.8	+0.2	2	2:42.7	+11.0	33
Cumulative Time	22:52.4	+3:37.8	36	25:24.9	+3:35.6	30	29:12.4	+3:17.1	30						
Sector Time	3:54.4	16	16	2:32.5	+14.6	21	3:47.5	+12.5	17						
31	30 OBERMEYR Fabio	AUT		3:27		110.40	30	29:16.0	+3:20.7			31			
Cumulative Time	5:48.6	+3:28.7	28	9:34.5	+3:24.0	28	12:10.8	+3:22.4	28	16:07.8	+3:22.7	26	18:53.7	+3:33.3	29
Sector Time	2:21.6	+9.4	29	3:45.9	+7.1	12	2:36.3	+8.3	=31	3:57.0	+11.4	=33	2:45.9	+14.2	37
Cumulative Time	22:50.1	+3:35.5	29	25:22.3	+3:33.0	27	29:16.0	+3:20.7	31						
Sector Time	3:56.4	24	24	2:32.2	+14.3	18	3:53.7	+18.7	20						
32	26 WALCHER Paul	AUT		3:05		115.90	26	29:24.1	+3:28.8			32			
Cumulative Time	5:30.5	+3:10.6	25	9:27.2	+3:16.7	25	12:08.1	+3:19.7	24	16:07.0	+3:21.9	24	18:55.2	+3:34.8	31
Sector Time	2:25.5	+13.3	=36	3:56.7	+17.9	=37	2:40.9	+12.9	40	3:58.9	+13.3	37	2:48.2	+16.5	42
Cumulative Time	22:49.3	+3:34.7	=25	25:26.9	+3:37.6	32	29:24.1	+3:28.8	32						
Sector Time	3:54.1	14	14	2:37.6	+19.7	28	3:57.2	+22.2	=26						
33	18 HEINIS Marco	FRA		2:28		125.20	18	29:30.4	+3:35.1			33			
Cumulative Time	4:55.1	+2:35.2	20	9:04.3	+2:53.8	21	11:51.2	+3:02.8	21	15:54.8	+3:09.7	21	18:51.7	+3:31.3	25
Sector Time	2:27.1	+14.9	41	4:09.2	+30.4	49	2:46.9	+18.9	47	4:03.6	+18.0	43	2:56.9	+25.2	49
Cumulative Time	22:50.5	+3:35.9	=30	25:29.6	+3:40.3	34	29:30.4	+3:35.1	33						
Sector Time	3:58.8	32	32	2:39.1	+21.2	32	4:00.8	+25.8	31						
34	21 BAUD Matteo	FRA		2:46		120.70	21	29:30.7	+3:35.4			34			
Cumulative Time	5:07.2	+2:47.3	21	9:03.8	+2:53.3	20	11:50.1	+3:01.7	20	15:54.4	+3:09.3	20	18:50.5	+3:30.1	23
Sector Time	2:21.2	+9.0	27	3:56.6	+17.8	36	2:46.3	+18.3	46	4:04.3	+18.7	44	2:56.1	+24.4	48
Cumulative Time	22:48.5	+3:33.9	=22	25:28.0	+3:38.7	33	29:30.7	+3:35.4	34						
Sector Time	3:58.0	30	30	2:39.5	+21.6	=34	4:02.7	+27.7	35						
35	35 KARHUMAA Wille	FIN		3:56		103.10	35	29:35.0	+3:39.7			35			
Cumulative Time	6:08.7	+3:48.8	35	9:54.0	+3:43.5	31	12:25.8	+3:37.4	31	16:14.6	+3:29.5	32	18:53.0	+3:32.6	28
Sector Time	2:12.7	+0.5	4	3:45.3	+6.5	10	2:31.8	+3.8	=12	3:48.8	+3.2	6	2:38.4	+6.7	31
Cumulative Time	22:51.9	+3:37.3	35	25:30.6	+3:41.3	35	29:35.0	+3:39.7	35						
Sector Time	3:58.9	33	33	2:38.7	+20.8	30	4:04.4	+29.4	36						
36	24 SELJESET Torje	NOR		2:56		118.00	24	29:39.6	+3:44.3			36			
Cumulative Time	5:31.6	+3:11.7	26	9:27.7	+3:17.2	26	12:08.9	+3:20.5	=25	16:07.4	+3:22.3	25	18:56.1	+3:35.7	32
Sector Time	2:35.6	+23.4	51	3:56.1	+17.3	33	2:41.2	+13.2	41	3:58.5	+12.9	36	2:48.7	+17.0	43
Cumulative Time	22:49.8	+3:35.2	28	25:32.2	+3:42.9	36	29:39.6	+3:44.3	36						
Sector Time	3:53.7	13	13	2:42.4	+24.5	39	4:07.4	+32.4	=41						

3 DEC 2023 / Lillehammer (NOR) / 4137

Timing and Data Service by Swiss Timing

www.fis-ski.com

FIS Timing Provider

NC2324SWRACP02\NC2324SWRACP02SMIN41CCR1_77B4 v1.0

Report Created SUN 3 DEC 2023 12:14


Page 4/6

FIS Title Sponsor



Event Sponsors





Competition Analysis

RANK	BIB NAME	NSA		TIME DIFFERENCE		SKI JUMPING		TIME			RANK				
				POINTS		RANK									
				5.0 km		5.78 km									
0.78 / 7.5 km		2.5 / 8.28 km		3.28 / 10.0 km											
	TIME	BEHIND	RK	TIME	BEHIND	RK	TIME	BEHIND	RK	TIME	BEHIND	RK			
37	28 BORTOLAS Iacopo	ITA		3:24	111.20	28	29:59.4	+4:04.1			37				
Cumulative Time	5:54.1	+3:34.2	30	9:54.5	+3:44.0	32	12:30.2	+3:41.8	35	16:24.2	+3:39.1	36	19:01.7	+3:41.3	38
Sector Time	2:30.1	+17.9	46	4:00.4	+21.6	44	2:35.7	+7.7	29	3:54.0	+8.4	=18	2:37.5	+5.8	25
Cumulative Time	23:08.3	+3:53.7	38	25:54.5	+4:05.2	38	29:59.4	+4:04.1	37						
Sector Time	4:06.6		44	2:46.2	+28.3	=42	4:04.9	+29.9	38						
38	23 OESTVOLD Sebastian	NOR		2:48	120.10	23	30:06.0	+4:10.7			38				
Cumulative Time	5:17.4	+2:57.5	23	9:26.3	+3:15.8	23	12:08.9	+3:20.5	=25	16:08.8	+3:23.7	28	18:56.9	+3:36.5	33
Sector Time	2:29.4	+17.2	45	4:08.9	+30.1	48	2:42.6	+14.6	43	3:59.9	+14.3	40	2:48.1	+16.4	41
Cumulative Time	22:53.1	+3:38.5	37	25:42.4	+3:53.1	37	30:06.0	+4:10.7	38						
Sector Time	3:56.2		22	2:49.3	+31.4	45	4:23.6	+48.6	49						
39	44 MAEKIAHO Arttu	FIN		4:20	97.10	44	30:07.6	+4:12.3			39				
Cumulative Time	6:34.3	+4:14.4	41	10:31.2	+4:20.7	41	13:05.2	+4:16.8	41	16:59.7	+4:14.6	41	19:37.5	+4:17.1	40
Sector Time	2:14.3	+2.1	7	3:56.9	+18.1	39	2:34.0	+6.0	23	3:54.5	+8.9	22	2:37.8	+6.1	=27
Cumulative Time	23:39.9	+4:25.3	40	26:18.1	+4:28.8	40	30:07.6	+4:12.3	39						
Sector Time	4:02.4		40	2:38.2	+20.3	29	3:49.5	+14.5	18						
40	40 GERARD Antoine	FRA		4:09	99.90	40	30:12.3	+4:17.0			40				
Cumulative Time	6:24.9	+4:05.0	40	10:26.6	+4:16.1	40	13:02.2	+4:13.8	40	16:55.1	+4:10.0	39	19:35.4	+4:15.0	39
Sector Time	2:15.9	+3.7	13	4:01.7	+22.9	46	2:35.6	+7.6	=27	3:52.9	+7.3	13	2:40.3	+8.6	32
Cumulative Time	23:35.4	+4:20.8	39	26:12.2	+4:22.9	39	30:12.3	+4:17.0	40						
Sector Time	4:00.0		35	2:36.8	+18.9	27	4:00.1	+25.1	29						
41	46 VRHOVNIK Vid	SLO		4:42	91.70	46	30:38.4	+4:43.1			41				
Cumulative Time	6:57.1	+4:37.2	44	10:53.8	+4:43.3	45	13:29.9	+4:41.5	45	17:22.5	+4:37.4	42	20:00.3	+4:39.9	42
Sector Time	2:15.1	+2.9	10	3:56.7	+17.9	=37	2:36.1	+8.1	30	3:52.6	+7.0	11	2:37.8	+6.1	=27
Cumulative Time	24:01.5	+4:46.9	42	26:43.0	+4:53.7	41	30:38.4	+4:43.1	41						
Sector Time	4:01.2		37	2:41.5	+23.6	38	3:55.4	+20.4	21						
42	51 RIESSLE Fabian	GER		5:25	80.80	51	31:06.9	+5:11.6			42				
Cumulative Time	7:40.3	+5:20.4	49	11:27.7	+5:17.2	49	13:58.4	+5:10.0	48	17:54.3	+5:09.2	47	20:30.7	+5:10.3	45
Sector Time	2:15.3	+3.1	11	3:47.4	+8.6	18	2:30.7	+2.7	=6	3:55.9	+10.3	30	2:36.4	+4.7	20
Cumulative Time	24:34.2	+5:19.6	45	27:13.8	+5:24.5	43	31:06.9	+5:11.6	42						
Sector Time	4:03.5		41	2:39.6	+21.7	36	3:53.1	+18.1	19						
43	31 BREGL Gasper	SLO		3:34	108.70	31	31:13.0	+5:17.7			43				
Cumulative Time	6:02.4	+3:42.5	31	9:58.8	+3:48.3	35	12:46.9	+3:58.5	39	16:56.6	+4:11.5	40	19:40.6	+4:20.2	41
Sector Time	2:28.4	+16.2	43	3:56.4	+17.6	=34	2:48.1	+20.1	49	4:09.7	+24.1	46	2:44.0	+12.3	35
Cumulative Time	23:58.0	+4:43.4	41	26:54.1	+5:04.8	42	31:13.0	+5:17.7	43						
Sector Time	4:17.4		48	2:56.1	+38.2	48	4:18.9	+43.9	48						
44	52 SKOGLUND Aleksander	NOR		5:30	79.60	52	31:29.4	+5:34.1			44				
Cumulative Time	7:46.1	+5:26.2	50	11:33.2	+5:22.7	50	14:04.3	+5:15.9	50	17:59.0	+5:13.9	49	20:36.6	+5:16.2	46
Sector Time	2:16.1	+3.9	15	3:47.1	+8.3	=13	2:31.1	+3.1	9	3:54.7	+9.1	23	2:37.6	+5.9	26
Cumulative Time	24:38.8	+5:24.2	46	27:22.0	+5:32.7	46	31:29.4	+5:34.1	44						
Sector Time	4:02.2		39	2:43.2	+25.3	40	4:07.4	+32.4	=41						
45	42 YAMAMOTO Yuya	JPN		4:10	99.50	42	31:30.7	+5:35.4			45				
Cumulative Time	6:39.3	+4:19.4	42	10:34.5	+4:24.0	42	13:18.5	+4:30.1	42	17:30.4	+4:45.3	44	20:23.5	+5:03.1	44
Sector Time	2:29.3	+17.1	44	3:55.2	+16.4	=31	2:44.0	+16.0	44	4:11.9	+26.3	48	2:53.1	+21.4	44
Cumulative Time	24:28.2	+5:13.6	43	27:14.6	+5:25.3	44	31:30.7	+5:35.4	45						
Sector Time	4:04.7		42	2:46.4	+28.5	44	4:16.1	+41.1	47						





Competition Analysis

RANK	BIB NAME	NSA						TIME DIFFERENCE		SKI JUMPING		TIME			RANK
		0.78 / 7.5 km		2.5 / 8.28 km		3.28 / 10.0 km		POINTS	RANK	5.0 km			5.78 km		
		TIME	BEHIND	RK	TIME	BEHIND	RK			TIME	BEHIND	RK	TIME	BEHIND	
46	53 VYTRVAL Jan	CZE						5:48	75.10	53	31:35.2	+5:39.9			46
Cumulative Time	8:06.2	+5:46.3	51	11:52.0	+5:41.5	51	14:26.9	+5:38.5	51	18:19.1	+5:34.0	50	20:57.4	+5:37.0	49
Sector Time	2:18.2	+6.0	20	3:45.8	+7.0	11	2:34.9	+6.9	26	3:52.2	+6.6	10	2:38.3	+6.6	30
Cumulative Time	24:58.9	+5:44.3	48	27:38.4	+5:49.1	47	31:35.2	+5:39.9	46						
Sector Time	4:01.5	38	38	2:39.5	+21.6	=34	3:56.8	+21.8	25						
47	41 ANDREWS Grant	USA						4:09	99.80	41	31:36.4	+5:41.1			47
Cumulative Time	6:39.6	+4:19.7	43	10:34.8	+4:24.3	43	13:25.9	+4:37.5	44	17:29.3	+4:44.2	43	20:22.6	+5:02.2	43
Sector Time	2:30.6	+18.4	48	3:55.2	+16.4	=31	2:51.1	+23.1	51	4:03.4	+17.8	42	2:53.3	+21.6	45
Cumulative Time	24:30.4	+5:15.8	44	27:20.6	+5:31.3	45	31:36.4	+5:41.1	47						
Sector Time	4:07.8	45	45	2:50.2	+32.3	46	4:15.8	+40.8	46						
48	47 RAKPAROV Chingiz	KAZ						4:43	91.40	47	31:59.2	+6:03.9			48
Cumulative Time	7:08.9	+4:49.0	46	10:59.4	+4:48.9	46	13:47.7	+4:59.3	47	17:57.9	+5:12.8	48	20:51.3	+5:30.9	48
Sector Time	2:25.9	+13.7	38	3:50.5	+11.7	27	2:48.3	+20.3	50	4:10.2	+24.6	47	2:53.4	+21.7	46
Cumulative Time	24:56.7	+5:42.1	47	27:47.4	+5:58.1	48	31:59.2	+6:03.9	48						
Sector Time	4:05.4	43	43	2:50.7	+32.8	47	4:11.8	+36.8	45						
49	49 OTTESEN Emil	NOR						5:03	86.30	49	32:01.9	+6:06.6			49
Cumulative Time	7:23.2	+5:03.3	47	11:06.6	+4:56.1	47	13:42.9	+4:54.5	46	17:42.6	+4:57.5	45	20:37.1	+5:16.7	47
Sector Time	2:20.2	+8.0	=24	3:43.4	+4.6	6	2:36.3	+8.3	=31	3:59.7	+14.1	=38	2:54.5	+22.8	47
Cumulative Time	24:59.8	+5:45.2	49	28:00.2	+6:10.9	49	32:01.9	+6:06.6	49						
Sector Time	4:22.7	49	49	3:00.4	+42.5	49	4:01.7	+26.7	=32						

Did not Finish															
45 SOLVIK Marius NOR															
Cumulative Time	7:01.2	+4:41.3	45	10:48.5	+4:38.0	44	13:24.9	+4:36.5	43	17:48.6	+5:03.5	46			
Sector Time	2:27.2	+15.0	42	3:47.3	+8.5	=15	2:36.4	+8.4	34	4:23.7	+38.1	50			
Cumulative Time															
Sector Time															
50 MUHLETHALER Laurent FRA															
Cumulative Time	7:37.1	+5:17.2	48	11:24.8	+5:14.3	48	14:02.7	+5:14.3	49						
Sector Time	2:19.1	+6.9	21	3:47.7	+8.9	19	2:37.9	+9.9	=37						
Cumulative Time															
Sector Time															

Did not Start														
43 PAZOUT Ondrej CZE														
48 MARIOTTI Domenico ITA														

Legend														
=	Equal sign indicates that two or more competitors share the same rank						NSA	NSA Code			PF	Photo Finish		

3 DEC 2023 / Lillehammer (NOR) / 4137

Timing and Data Service by Swiss Timing

www.fis-ski.com

FIS Timing Provider

NC2324SWRACP02\NC2324SWRACP02SMIN41CCR1_77B4 v1.0

Report Created SUN 3 DEC 2023 12:14

Page 6/6

FIS Title Sponsor



Event Sponsors

