

## Competition Analysis

<b>Course Information:</b>	Name:: WC Ramsau 2,5km	Height Difference (HD): 40m	Maximum Climb (MC): 32m
	Total Climb (TC): 279m	Course Length: 2500	Number of Laps: 3

RANK	BIB NAME	NSA	TIME DIFFERENCE			SKI JUMPING		TIME			RANK					
			1.2 / 7.5 km			POINTS		6.2 km								
			TIME	BEHIND	RK	RANK	TIME	BEHIND	RK							
<b>1</b>	<b>4 LAMPARTER Johannes</b>	<b>AUT</b>	<b>0:17</b>	<b>135.50</b>	<b>4</b>	<b>17:09.6</b>	<b>0.0</b>	<b>1</b>								
	Cumulative Time	2:08.7	+11.3	4	5:58.3	+7.8	4	7:49.2	+2.0	3	11:42.6	+0.7	3	13:34.8	+0.7	2
	Sector Time	1:51.7	+7.2	5	3:49.6	+7.7	=27	1:50.9	+4.6	2	3:53.4	+8.3	10	1:52.2	+5.1	=14
	Cumulative Time	17:09.6	0.0	1												
	Sector Time	3:34.8	5	5												
<b>2</b>	<b>2 RIIBER Jarl Magnus</b>	<b>NOR</b>	<b>0:06</b>	<b>143.90</b>	<b>2</b>	<b>17:11.2</b>	<b>+1.6</b>	<b>2</b>								
	Cumulative Time	1:57.4	0.0	1	5:50.5	0.0	1	7:47.2	0.0	1	11:42.2	+0.3	2	13:35.5	+1.4	3
	Sector Time	1:51.4	+6.9	4	3:53.1	+11.2	35	1:56.7	+10.4	9	3:55.0	+9.9	22	1:53.3	+6.2	18
	Cumulative Time	17:11.2	+1.6	2												
	Sector Time	3:35.7	6	6												
<b>3</b>	<b>3 RETTENEGGER Stefan</b>	<b>AUT</b>	<b>0:12</b>	<b>136.40</b>	<b>3</b>	<b>17:11.5</b>	<b>+1.9</b>	<b>3</b>								
	Cumulative Time	2:03.9	+6.5	3	5:51.1	+0.6	2	7:47.9	+0.7	2	11:41.9	0.0	1	13:34.1	0.0	1
	Sector Time	1:51.9	+7.4	6	3:47.2	+5.3	18	1:56.8	+10.5	10	3:54.0	+8.9	17	1:52.2	+5.1	=14
	Cumulative Time	17:11.5	+1.9	3												
	Sector Time	3:37.4	9	9												
<b>4</b>	<b>14 RYDZEK Johannes</b>	<b>GER</b>	<b>0:46</b>	<b>122.80</b>	<b>14</b>	<b>17:39.2</b>	<b>+29.6</b>	<b>4</b>								
	Cumulative Time	2:40.5	+43.1	12	6:28.6	+38.1	10	8:24.3	+37.1	7	12:18.6	+36.7	6	14:07.7	+33.6	8
	Sector Time	1:54.5	+10.0	15	3:48.1	+6.2	24	1:55.7	+9.4	5	3:54.3	+9.2	19	1:49.1	+2.0	7
	Cumulative Time	17:39.2	+29.6	4												
	Sector Time	3:31.5	2	2												
<b>5</b>	<b>11 GRAABAK Joergen</b>	<b>NOR</b>	<b>0:40</b>	<b>124.10</b>	<b>11</b>	<b>17:39.6</b>	<b>+30.0</b>	<b>5</b>								
	Cumulative Time	2:33.0	+35.6	9	6:27.2	+36.7	6	8:23.5	+36.3	6	12:19.0	+37.1	8	14:08.4	+34.3	9
	Sector Time	1:53.0	+8.5	9	3:54.2	+12.3	37	1:56.3	+10.0	7	3:55.5	+10.4	23	1:49.4	+2.3	8
	Cumulative Time	17:39.6	+30.0	5												
	Sector Time	3:31.2	1	1												
<b>6</b>	<b>1 RETTENEGGER Thomas</b>	<b>AUT</b>	<b>0:00</b>	<b>147.40</b>	<b>1</b>	<b>17:39.8</b>	<b>+30.2</b>	<b>6</b>								
	Cumulative Time	1:58.3	+0.9	2	5:51.5	+1.0	3	7:54.5	+7.3	4	11:53.6	+11.7	4	13:55.1	+21.0	4
	Sector Time	1:58.3	+13.8	=30	3:53.2	+11.3	36	2:03.0	+16.7	35	3:59.1	+14.0	33	2:01.5	+14.4	29
	Cumulative Time	17:39.8	+30.2	6												
	Sector Time	3:44.7	21	21												
<b>7</b>	<b>7 ILVES Kristjan</b>	<b>EST</b>	<b>0:30</b>	<b>130.10</b>	<b>7</b>	<b>17:39.9</b>	<b>+30.3</b>	<b>7</b>								
	Cumulative Time	2:30.9	+33.5	6	6:27.5	+37.0	7	8:26.0	+38.8	10	12:19.5	+37.6	11	14:07.0	+32.9	7
	Sector Time	2:00.9	+16.4	=40	3:56.6	+14.7	44	1:58.5	+12.2	18	3:53.5	+8.4	=11	1:47.5	+0.4	2
	Cumulative Time	17:39.9	+30.3	7												
	Sector Time	3:32.9	3	3												
<b>8</b>	<b>8 FAISST Manuel</b>	<b>GER</b>	<b>0:33</b>	<b>129.80</b>	<b>8</b>	<b>17:40.4</b>	<b>+30.8</b>	<b>8</b>								
	Cumulative Time	2:31.8	+34.4	7	6:27.8	+37.3	8	8:25.3	+38.1	8	12:18.9	+37.0	7	14:06.6	+32.5	6
	Sector Time	1:58.8	+14.3	34	3:56.0	+14.1	43	1:57.5	+11.2	=11	3:53.6	+8.5	13	1:47.7	+0.6	=3
	Cumulative Time	17:40.4	+30.8	8												
	Sector Time	3:33.8	4	4												
<b>9</b>	<b>16 HIRVONEN Eero</b>	<b>FIN</b>	<b>0:50</b>	<b>122.50</b>	<b>16</b>	<b>17:46.3</b>	<b>+36.7</b>	<b>9</b>								
	Cumulative Time	2:43.1	+45.7	15	6:29.3	+38.8	12	8:26.8	+39.6	11	12:18.2	+36.3	5	14:05.9	+31.8	5
	Sector Time	1:53.1	+8.6	=10	3:46.2	+4.3	=11	1:57.5	+11.2	=11	3:51.4	+6.3	4	1:47.7	+0.6	=3
	Cumulative Time	17:46.3	+36.7	9												
	Sector Time	3:40.4	12	12												

16 DEC 2023 / Ramsau am Dachstein (AUT) / 4143

Timing and Data Service by Swiss Timing

[www.fis-ski.com](http://www.fis-ski.com)

FIS Timing Provider

NC2324SWRACP03\NC2324SWRACP03SMIH41CCR1\_77B4 v1.0

Report Created SAT 16 DEC 2023 16:33


Page 1/6

FIS Title Sponsor



Event Sponsors






## Competition Analysis

RANK	BIB NAME	NSA						TIME DIFFERENCE			SKI JUMPING			TIME			TIME BEHIND			RANK
		1.2 / 7.5 km		2.5 km		3.7 km		POINTS			5.0 km			6.2 km						
		TIME	BEHIND	RK	TIME	BEHIND	RK	TIME	BEHIND	RK	POINTS	RANK	TIME	BEHIND	RK	TIME	BEHIND	RK		
<b>10</b>	<b>13 GREIDERER Lukas</b>	AUT						<b>0:44</b>	<b>123.60</b>	<b>13</b>	<b>17:46.6</b>	<b>+37.0</b>			<b>10</b>					
Cumulative Time	2:42.0	+44.6	14	6:29.6	+39.1	13	8:27.7	+40.5	12	12:20.9	+39.0	14	14:09.3	+35.2	10					
Sector Time	1:58.0	+13.5	29	3:47.6	+5.7	=20	1:58.1	+11.8	15	3:53.2	+8.1	9	1:48.4	+1.3	5					
Cumulative Time	17:46.6	+37.0	10																	
Sector Time	3:37.3	8	8																	
<b>11</b>	<b>9 FRITZ Martin</b>	AUT						<b>0:36</b>	<b>127.30</b>	<b>9</b>	<b>17:53.4</b>	<b>+43.8</b>			<b>11</b>					
Cumulative Time	2:33.9	+36.5	10	6:28.2	+37.7	9	8:25.7	+38.5	9	12:19.2	+37.3	9	14:11.6	+37.5	12					
Sector Time	1:57.9	+13.4	28	3:54.3	+12.4	38	1:57.5	+11.2	=11	3:53.5	+8.4	=11	1:52.4	+5.3	17					
Cumulative Time	17:53.4	+43.8	11																	
Sector Time	3:41.8	13	13																	
<b>12</b>	<b>15 WEBER Terence</b>	GER						<b>0:46</b>	<b>122.80</b>	<b>14</b>	<b>17:55.9</b>	<b>+46.3</b>			<b>12</b>					
Cumulative Time	2:41.1	+43.7	13	6:29.8	+39.3	14	8:28.4	+41.2	13	12:20.0	+38.1	12	14:13.8	+39.7	14					
Sector Time	1:55.1	+10.6	18	3:48.7	+6.8	25	1:58.6	+12.3	19	3:51.6	+6.5	5	1:53.8	+6.7	20					
Cumulative Time	17:55.9	+46.3	12																	
Sector Time	3:42.1	16	16																	
<b>13</b>	<b>12 THANNHEIMER Wendelin</b>	GER						<b>0:42</b>	<b>123.80</b>	<b>12</b>	<b>17:56.1</b>	<b>+46.5</b>			<b>13</b>					
Cumulative Time	2:44.2	+46.8	16	6:30.2	+39.7	15	8:29.7	+42.5	16	12:21.5	+39.6	15	14:16.3	+42.2	15					
Sector Time	2:02.2	+17.7	=45	3:46.0	+4.1	10	1:59.5	+13.2	=23	3:51.8	+6.7	=6	1:54.8	+7.7	22					
Cumulative Time	17:56.1	+46.5	13																	
Sector Time	3:39.8	11	11																	
<b>14</b>	<b>10 BJOERNSTAD Espen</b>	NOR						<b>0:38</b>	<b>124.40</b>	<b>10</b>	<b>17:59.4</b>	<b>+49.8</b>			<b>14</b>					
Cumulative Time	2:36.7	+39.3	11	6:28.9	+38.4	11	8:28.6	+41.4	14	12:20.4	+38.5	13	14:12.7	+38.6	13					
Sector Time	1:58.7	+14.2	=32	3:52.2	+10.3	34	1:59.7	+13.4	25	3:51.8	+6.7	=6	1:52.3	+5.2	16					
Cumulative Time	17:59.4	+49.8	14																	
Sector Time	3:46.7	26	26																	
<b>15</b>	<b>5 REHRL Franz-Josef</b>	AUT						<b>0:22</b>	<b>134.70</b>	<b>5</b>	<b>18:01.0</b>	<b>+51.4</b>			<b>15</b>					
Cumulative Time	2:21.3	+23.9	5	6:19.2	+28.7	5	8:20.9	+33.7	5	12:19.3	+37.4	10	14:10.3	+36.2	11					
Sector Time	1:59.3	+14.8	36	3:57.9	+16.0	45	2:01.7	+15.4	32	3:58.4	+13.3	31	1:51.0	+3.9	11					
Cumulative Time	18:01.0	+51.4	15																	
Sector Time	3:50.7	33	33																	
<b>16</b>	<b>29 GEIGER Vinzenz</b>	GER						<b>1:15</b>	<b>112.90</b>	<b>29</b>	<b>18:03.1</b>	<b>+53.5</b>			<b>16</b>					
Cumulative Time	3:03.0	+1:05.6	26	6:44.9	+54.4	23	8:43.1	+55.9	19	12:36.8	+54.9	17	14:23.9	+49.8	17					
Sector Time	1:48.0	+3.5	2	3:41.9	0.0	1	1:58.2	+11.9	16	3:53.7	+8.6	14	1:47.1	0.0	1					
Cumulative Time	18:03.1	+53.5	16																	
Sector Time	3:39.2	10	10																	
<b>17</b>	<b>20 SCHMID Julian</b>	GER						<b>1:00</b>	<b>121.40</b>	<b>20</b>	<b>18:09.8</b>	<b>+1:00.2</b>			<b>17</b>					
Cumulative Time	2:53.1	+55.7	17	6:42.7	+52.2	18	8:42.1	+54.9	18	12:37.8	+55.9	19	14:26.6	+52.5	18					
Sector Time	1:53.1	+8.6	=10	3:49.6	+7.7	=27	1:59.4	+13.1	22	3:55.7	+10.6	24	1:48.8	+1.7	6					
Cumulative Time	18:09.8	+1:00.2	17																	
Sector Time	3:43.2	19	19																	
<b>18</b>	<b>24 HEROLA Ilkka</b>	FIN						<b>1:10</b>	<b>117.90</b>	<b>24</b>	<b>18:09.9</b>	<b>+1:00.3</b>			<b>18</b>					
Cumulative Time	2:54.5	+57.1	19	6:42.3	+51.8	17	8:41.2	+54.0	17	12:37.3	+55.4	18	14:28.0	+53.9	19					
Sector Time	1:44.5	0.0	1	3:47.8	+5.9	=22	1:58.9	+12.6	21	3:56.1	+11.0	25	1:50.7	+3.6	10					
Cumulative Time	18:09.9	+1:00.3	18																	
Sector Time	3:41.9	14	14																	






### Competition Analysis

RANK	BIB NAME	NSA	TIME DIFFERENCE			SKI JUMPING			TIME			RANK			
						POINTS	RANK				TIME BEHIND				
			1.2 / 7.5 km		2.5 km		3.7 km		5.0 km		6.2 km				
	TIME	BEHIND	RK	TIME	BEHIND	RK	TIME	BEHIND	RK	TIME	BEHIND	RK			
<b>19</b>	<b>6 YAMAMOTO Ryota</b>	<b>JPN</b>	<b>0:26</b>			<b>134.20</b>	<b>6</b>	<b>18:10.9</b>	<b>+1:01.3</b>			<b>19</b>			
Cumulative Time	2:32.6	+35.2	8	6:31.0	+40.5	16	8:29.4	+42.2	15	12:23.2	+41.3	16	14:19.0	+44.9	16
Sector Time	2:06.6	+22.1	51	3:58.4	+16.5	48	1:58.4	+12.1	17	3:53.8	+8.7	15	1:55.8	+8.7	23
Cumulative Time	18:10.9	+1:01.3	19												
Sector Time	3:51.9		37	37											
<b>20</b>	<b>23 MUHLETHALER Laurent</b>	<b>FRA</b>	<b>1:05</b>			<b>118.30</b>	<b>23</b>	<b>18:12.1</b>	<b>+1:02.5</b>			<b>20</b>			
Cumulative Time	2:57.7	+1:00.3	23	6:43.9	+53.4	21	8:45.2	+58.0	22	12:39.1	+57.2	22	14:29.0	+54.9	20
Sector Time	1:52.7	+8.2	8	3:46.2	+4.3	=11	2:01.3	+15.0	31	3:53.9	+8.8	16	1:49.9	+2.8	9
Cumulative Time	18:12.1	+1:02.5	20												
Sector Time	3:43.1		18	18											
<b>21</b>	<b>38 SKOGLUND Andreas</b>	<b>NOR</b>	<b>1:30</b>			<b>108.30</b>	<b>37</b>	<b>18:18.6</b>	<b>+1:09.0</b>			<b>21</b>			
Cumulative Time	3:24.3	+1:26.9	36	7:08.6	+1:18.1	33	8:54.9	+1:07.7	25	12:40.0	+58.1	23	14:33.6	+59.5	21
Sector Time	1:54.3	+9.8	14	3:44.3	+2.4	=3	1:46.3	0.0	1	3:45.1	0.0	1	1:53.6	+6.5	19
Cumulative Time	18:18.6	+1:09.0	21												
Sector Time	3:45.0		22	22											
<b>22</b>	<b>22 BAUD Matteo</b>	<b>FRA</b>	<b>1:05</b>			<b>119.00</b>	<b>22</b>	<b>18:34.3</b>	<b>+1:24.7</b>			<b>22</b>			
Cumulative Time	2:55.7	+58.3	21	6:43.5	+53.0	20	8:44.2	+57.0	21	12:38.7	+56.8	21	14:34.6	+1:00.5	22
Sector Time	1:50.7	+6.2	3	3:47.8	+5.9	=22	2:00.7	+14.4	28	3:54.5	+9.4	21	1:55.9	+8.8	24
Cumulative Time	18:34.3	+1:24.7	22												
Sector Time	3:59.7		44	44											
<b>23</b>	<b>37 COSTA Samuel</b>	<b>ITA</b>	<b>1:30</b>			<b>108.30</b>	<b>37</b>	<b>18:37.5</b>	<b>+1:27.9</b>			<b>23</b>			
Cumulative Time	3:24.6	+1:27.2	37	7:08.9	+1:18.4	34	9:02.1	+1:14.9	29	12:59.8	+1:17.9	25	14:51.0	+1:16.9	24
Sector Time	1:54.6	+10.1	16	3:44.3	+2.4	=3	1:53.2	+6.9	3	3:57.7	+12.6	=28	1:51.2	+4.1	12
Cumulative Time	18:37.5	+1:27.9	23												
Sector Time	3:46.5		25	25											
<b>24</b>	<b>47 KOSTNER Aaron</b>	<b>ITA</b>	<b>1:30</b>			<b>96.10</b>	<b>47</b>	<b>18:39.0</b>	<b>+1:29.4</b>			<b>24</b>			
Cumulative Time	3:29.9	+1:32.5	=45	7:14.8	+1:24.3	42	9:13.6	+1:26.4	38	13:01.9	+1:20.0	29	14:53.6	+1:19.5	25
Sector Time	1:59.9	+15.4	=37	3:44.9	+3.0	=5	1:58.8	+12.5	20	3:48.3	+3.2	2	1:51.7	+4.6	13
Cumulative Time	18:39.0	+1:29.4	24												
Sector Time	3:45.4		24	24											
<b>25</b>	<b>18 FLATLA Kasper Moen</b>	<b>NOR</b>	<b>0:52</b>			<b>122.20</b>	<b>17</b>	<b>18:42.0</b>	<b>+1:32.4</b>			<b>25</b>			
Cumulative Time	2:53.7	+56.3	18	6:43.0	+52.5	19	8:43.8	+56.6	20	12:38.2	+56.3	20	14:39.0	+1:04.9	23
Sector Time	2:01.7	+17.2	43	3:49.3	+7.4	26	2:00.8	+14.5	29	3:54.4	+9.3	20	2:00.8	+13.7	27
Cumulative Time	18:42.0	+1:32.4	25												
Sector Time	4:03.0		46	46											
<b>26</b>	<b>33 MALACINSKI Niklas</b>	<b>USA</b>	<b>1:25</b>			<b>109.70</b>	<b>33</b>	<b>18:45.9</b>	<b>+1:36.3</b>			<b>26</b>			
Cumulative Time	3:23.3	+1:25.9	35	7:07.3	+1:16.8	31	9:01.1	+1:13.9	28	13:00.8	+1:18.9	27	14:54.7	+1:20.6	26
Sector Time	1:58.3	+13.8	=30	3:44.0	+2.1	2	1:53.8	+7.5	4	3:59.7	+14.6	=35	1:53.9	+6.8	21
Cumulative Time	18:45.9	+1:36.3	26												
Sector Time	3:51.2		34	34											
<b>27</b>	<b>35 VRHOVNIK Vid</b>	<b>SLO</b>	<b>1:25</b>			<b>108.60</b>	<b>35</b>	<b>18:49.4</b>	<b>+1:39.8</b>			<b>27</b>			
Cumulative Time	3:22.0	+1:24.6	32	7:06.9	+1:16.4	30	9:03.5	+1:16.3	30	13:00.3	+1:18.4	27	14:59.9	+1:25.8	27
Sector Time	1:57.0	+12.5	=24	3:44.9	+3.0	=5	1:56.6	+10.3	8	3:56.8	+11.7	26	1:59.6	+12.5	26
Cumulative Time	18:49.4	+1:39.8	27												
Sector Time	3:49.5		30	30											






### Competition Analysis

RANK	BIB NAME	NSA						TIME DIFFERENCE		SKI JUMPING		TIME			RANK
		1.2 / 7.5 km		2.5 km		3.7 km		5.0 km		POINTS	RANK	6.2 km			
		TIME	BEHIND	RK	TIME	BEHIND	RK	TIME	BEHIND			RK	TIME	BEHIND	
<b>28</b>	<b>19 ANDERSEN Espen</b>	NOR						<b>0:56</b>	<b>121.90</b>	<b>19</b>	<b>18:50.6</b>	<b>+1:41.0</b>			<b>28</b>
Cumulative Time	2:56.7	+59.3	22	6:44.3	+53.8	22	8:46.8	+59.6	23	12:54.6	+1:12.7	24	15:01.4	+1:27.3	28
Sector Time	2:00.7	+16.2	39	3:47.6	+5.7	=20	2:02.5	+16.2	34	4:07.8	+22.7	40	2:06.8	+19.7	36
Cumulative Time	18:50.6	+1:41.0	28												
Sector Time	3:49.2		29	29											
<b>29</b>	<b>42 BUZZI Raffaele</b>	ITA						<b>1:30</b>	<b>106.40</b>	<b>42</b>	<b>18:51.4</b>	<b>+1:41.8</b>			<b>29</b>
Cumulative Time	3:27.6	+1:30.2	42	7:14.0	+1:23.5	40	9:16.0	+1:28.8	42	13:10.2	+1:28.3	38	15:14.5	+1:40.4	=34
Sector Time	1:57.6	+13.1	=26	3:46.4	+4.5	14	2:02.0	+15.7	33	3:54.2	+9.1	18	2:04.3	+17.2	31
Cumulative Time	18:51.4	+1:41.8	29												
Sector Time	3:36.9		7	7											
<b>30</b>	<b>21 MACH David</b>	GER						<b>1:05</b>	<b>119.60</b>	<b>21</b>	<b>18:52.1</b>	<b>+1:42.5</b>			<b>30</b>
Cumulative Time	3:01.2	+1:03.8	24	6:47.4	+56.9	25	8:57.4	+1:10.2	26	13:01.2	+1:19.3	28	15:06.8	+1:32.7	29
Sector Time	1:56.2	+11.7	=22	3:46.2	+4.3	=11	2:10.0	+23.7	44	4:03.8	+18.7	38	2:05.6	+18.5	35
Cumulative Time	18:52.1	+1:42.5	30												
Sector Time	3:45.3		23	23											
<b>31</b>	<b>27 WALCHER Paul</b>	AUT						<b>1:15</b>	<b>115.50</b>	<b>27</b>	<b>18:52.2</b>	<b>+1:42.6</b>			<b>31</b>
Cumulative Time	3:09.7	+1:12.3	29	7:05.6	+1:15.1	28	9:06.1	+1:18.9	31	13:05.3	+1:23.4	32	15:10.2	+1:36.1	31
Sector Time	1:54.7	+10.2	17	3:55.9	+14.0	42	2:00.5	+14.2	27	3:59.2	+14.1	34	2:04.9	+17.8	32
Cumulative Time	18:52.2	+1:42.6	31												
Sector Time	3:42.0		15	15											
<b>32</b>	<b>39 MAEKIAHO Arttu</b>	FIN						<b>1:30</b>	<b>107.60</b>	<b>39</b>	<b>18:55.5</b>	<b>+1:45.9</b>			<b>32</b>
Cumulative Time	3:25.9	+1:28.5	39	7:12.4	+1:21.9	38	9:17.0	+1:29.8	43	13:09.7	+1:27.8	37	15:07.8	+1:33.7	30
Sector Time	1:55.9	+11.4	20	3:46.5	+4.6	15	2:04.6	+18.3	39	3:52.7	+7.6	8	1:58.1	+11.0	25
Cumulative Time	18:55.5	+1:45.9	32												
Sector Time	3:47.7		27	27											
<b>33</b>	<b>28 WATABE Akito</b>	JPN						<b>1:15</b>	<b>113.40</b>	<b>28</b>	<b>18:58.1</b>	<b>+1:48.5</b>			<b>33</b>
Cumulative Time	3:08.4	+1:11.0	28	7:06.4	+1:15.9	29	9:07.4	+1:20.2	32	13:05.7	+1:23.8	33	15:15.7	+1:41.6	36
Sector Time	1:53.4	+8.9	12	3:58.0	+16.1	46	2:01.0	+14.7	30	3:58.3	+13.2	30	2:10.0	+22.9	42
Cumulative Time	18:58.1	+1:48.5	33												
Sector Time	3:42.4		17	17											
<b>34</b>	<b>43 VYTRVAL Jan</b>	CZE						<b>1:30</b>	<b>104.40</b>	<b>43</b>	<b>18:58.6</b>	<b>+1:49.0</b>			<b>34</b>
Cumulative Time	3:27.0	+1:29.6	41	7:12.1	+1:21.6	37	9:11.6	+1:24.4	35	13:09.3	+1:27.4	36	15:14.5	+1:40.4	=34
Sector Time	1:57.0	+12.5	=24	3:45.1	+3.2	7	1:59.5	+13.2	=23	3:57.7	+12.6	=28	2:05.2	+18.1	33
Cumulative Time	18:58.6	+1:49.0	34												
Sector Time	3:44.1		20	20											
<b>35</b>	<b>46 SCHUMANN Stephen</b>	USA						<b>1:30</b>	<b>98.00</b>	<b>46</b>	<b>19:00.4</b>	<b>+1:50.8</b>			<b>35</b>
Cumulative Time	3:25.2	+1:27.8	38	7:15.0	+1:24.5	43	9:12.6	+1:25.4	37	13:08.8	+1:26.9	35	15:12.1	+1:38.0	33
Sector Time	1:55.2	+10.7	19	3:49.8	+7.9	29	1:57.6	+11.3	14	3:56.2	+11.1	26	2:03.3	+16.2	30
Cumulative Time	19:00.4	+1:50.8	35												
Sector Time	3:48.3		28	28											
<b>36</b>	<b>17 HEINIS Marco</b>	FRA						<b>0:52</b>	<b>122.20</b>	<b>17</b>	<b>19:05.8</b>	<b>+1:56.2</b>			<b>36</b>
Cumulative Time	2:54.8	+57.4	20	6:46.1	+55.6	24	8:50.6	+1:03.4	24	13:02.7	+1:20.8	30	15:11.2	+1:37.1	32
Sector Time	2:02.8	+18.3	48	3:51.3	+9.4	32	2:04.5	+18.2	38	4:12.1	+27.0	43	2:08.5	+21.4	38
Cumulative Time	19:05.8	+1:56.2	36												
Sector Time	3:54.6		40	40											






## Competition Analysis

RANK	BIB NAME	NSA						TIME DIFFERENCE		SKI JUMPING		TIME			RANK
		1.2 / 7.5 km		2.5 km		3.7 km		5.0 km		6.2 km					
		TIME	BEHIND	RK	TIME	BEHIND	RK	TIME	BEHIND	RK	POINTS	RANK	TIME	BEHIND	
<b>37</b>	<b>25 LOOMIS Benjamin</b>	USA						<b>1:10</b>	<b>116.90</b>	<b>25</b>	<b>19:15.6</b>	<b>+2:06.0</b>			<b>37</b>
Cumulative Time	3:04.1	+1:06.7	27	6:49.4	+58.9	26	9:00.2	+1:13.0	27	13:13.2	+1:31.3	40	15:24.1	+1:50.0	39
Sector Time	1:54.1	+9.6	13	3:45.3	+3.4	8	2:10.8	+24.5	45	4:13.0	+27.9	46	2:10.9	+23.8	44
Cumulative Time	19:15.6	+2:06.0	37												
Sector Time	3:51.5	36	36												
<b>38</b>	<b>32 TILLER Simen</b>	NOR						<b>1:20</b>	<b>111.50</b>	<b>32</b>	<b>19:20.9</b>	<b>+2:11.3</b>			<b>38</b>
Cumulative Time	3:22.6	+1:25.2	33	7:09.5	+1:19.0	36	9:13.9	+1:26.7	39	13:12.8	+1:30.9	39	15:25.3	+1:51.2	40
Sector Time	2:02.6	+18.1	47	3:46.9	+5.0	17	2:04.4	+18.1	37	3:58.9	+13.8	32	2:12.5	+25.4	47
Cumulative Time	19:20.9	+2:11.3	38												
Sector Time	3:55.6	41	41												
<b>39</b>	<b>49 FISCHBACHER Jonas</b>	AUT						<b>1:30</b>	<b>86.60</b>	<b>49</b>	<b>19:23.8</b>	<b>+2:14.2</b>			<b>39</b>
Cumulative Time	3:31.0	+1:33.6	48	7:21.6	+1:31.1	45	9:27.2	+1:40.0	44	13:28.7	+1:46.8	43	15:34.0	+1:59.9	41
Sector Time	2:01.0	+16.5	42	3:50.6	+8.7	31	2:05.6	+19.3	40	4:01.5	+16.4	37	2:05.3	+18.2	34
Cumulative Time	19:23.8	+2:14.2	39												
Sector Time	3:49.8	31	31												
<b>40</b>	<b>40 YACHI Sora</b>	JPN						<b>1:30</b>	<b>107.30</b>	<b>40</b>	<b>19:23.9</b>	<b>+2:14.3</b>			<b>40</b>
Cumulative Time	3:26.2	+1:28.8	40	7:12.8	+1:22.3	39	9:08.6	+1:21.4	33	13:08.3	+1:26.4	34	15:19.0	+1:44.9	38
Sector Time	1:56.2	+11.7	22	3:46.6	+4.7	16	1:55.8	+9.5	6	3:59.7	+14.6	35	2:10.7	+23.6	43
Cumulative Time	19:23.9	+2:14.3	40												
Sector Time	4:04.9	48	48												
<b>41</b>	<b>31 BRECL Gasper</b>	SLO						<b>1:20</b>	<b>111.80</b>	<b>31</b>	<b>19:32.1</b>	<b>+2:22.5</b>			<b>41</b>
Cumulative Time	3:17.6	+1:20.2	30	7:09.2	+1:18.7	35	9:15.6	+1:28.4	41	13:27.9	+1:46.0	41	15:35.5	+2:01.4	42
Sector Time	1:57.6	+13.1	26	3:51.6	+9.7	33	2:06.4	+20.1	41	4:12.3	+27.2	44	2:07.6	+20.5	37
Cumulative Time	19:32.1	+2:22.5	41												
Sector Time	3:56.6	42	42												
<b>42</b>	<b>44 MARIOTTI Domenico</b>	ITA						<b>1:30</b>	<b>99.60</b>	<b>44</b>	<b>19:36.9</b>	<b>+2:27.3</b>			<b>42</b>
Cumulative Time	3:28.9	+1:31.5	44	7:14.4	+1:23.9	41	9:14.6	+1:27.4	40	13:04.7	+1:22.8	31	15:17.8	+1:43.7	37
Sector Time	1:58.9	+14.4	35	3:45.5	+3.6	9	2:00.2	+13.9	26	3:50.1	+5.0	3	2:13.1	+26.0	48
Cumulative Time	19:36.9	+2:27.3	42												
Sector Time	4:19.1	51	51												
<b>43</b>	<b>34 SOMMERFELDT Tristan</b>	GER						<b>1:25</b>	<b>109.30</b>	<b>34</b>	<b>19:41.5</b>	<b>+2:31.9</b>			<b>43</b>
Cumulative Time	3:21.0	+1:23.6	31	7:08.5	+1:18.0	32	9:12.4	+1:25.2	36	13:28.3	+1:46.4	42	15:37.3	+2:03.2	43
Sector Time	1:56.0	+11.5	21	3:47.5	+5.6	19	2:03.9	+17.6	36	4:15.9	+30.8	49	2:09.0	+21.9	39
Cumulative Time	19:41.5	+2:31.9	43												
Sector Time	4:04.2	47	47												
<b>44</b>	<b>50 RAINER Marc Luis</b>	AUT						<b>1:30</b>	<b>79.50</b>	<b>50</b>	<b>19:43.1</b>	<b>+2:33.5</b>			<b>44</b>
Cumulative Time	3:30.9	+1:33.5	47	7:21.2	+1:30.7	44	9:29.4	+1:42.2	45	13:37.1	+1:55.2	44	15:46.2	+2:12.1	44
Sector Time	2:00.9	+16.4	40	3:50.3	+8.4	30	2:08.2	+21.9	43	4:07.7	+22.6	39	2:09.1	+22.0	40
Cumulative Time	19:43.1	+2:33.5	44												
Sector Time	3:56.9	43	43												
<b>45</b>	<b>45 YAMAMOTO Yuya</b>	JPN						<b>1:30</b>	<b>98.30</b>	<b>45</b>	<b>19:44.7</b>	<b>+2:35.1</b>			<b>45</b>
Cumulative Time	3:31.9	+1:34.5	49	7:30.0	+1:39.5	51	9:41.6	+1:54.4	50	13:53.6	+2:11.7	49	15:54.7	+2:20.6	45
Sector Time	2:01.9	+17.4	44	3:58.1	+16.2	47	2:11.6	+25.3	47	4:12.0	+26.9	42	2:01.1	+14.0	28
Cumulative Time	19:44.7	+2:35.1	45												
Sector Time	3:50.0	32	32												





## Competition Analysis

RANK	BIB NAME	NSA						TIME DIFFERENCE		SKI JUMPING		TIME			RANK
		1.2 / 7.5 km		2.5 km		3.7 km		5.0 km		6.2 km					
		TIME	BEHIND	RK	TIME	BEHIND	RK	TIME	BEHIND	RK	POINTS	RANK	TIME	BEHIND	
<b>46</b>	<b>51 GUETL Kilian</b>	<b>AUT</b>						<b>1:30</b>	<b>78.10</b>	<b>51</b>	<b>19:58.1</b>	<b>+2:48.5</b>			<b>46</b>
Cumulative Time	3:33.2	+1:35.8	51	7:28.4	+1:37.9	48	9:39.3	+1:52.1	48	13:51.8	+2:09.9	46	16:06.7	+2:32.6	49
Sector Time	2:03.2	+18.7	50	3:55.2	+13.3	39	2:10.9	+24.6	46	4:12.5	+27.4	45	2:14.9	+27.8	49
Cumulative Time	19:58.1	+2:48.5	46												
Sector Time	3:51.4	35	35												
<b>47</b>	<b>48 RAKPAROV Chingiz</b>	<b>KAZ</b>						<b>1:30</b>	<b>94.00</b>	<b>48</b>	<b>19:58.6</b>	<b>+2:49.0</b>			<b>47</b>
Cumulative Time	3:32.2	+1:34.8	50	7:27.7	+1:37.2	47	9:40.5	+1:53.3	49	13:54.0	+2:12.1	50	16:05.3	+2:31.2	48
Sector Time	2:02.2	+17.7	=45	3:55.5	+13.6	41	2:12.8	+26.5	49	4:13.5	+28.4	47	2:11.3	+24.2	46
Cumulative Time	19:58.6	+2:49.0	47												
Sector Time	3:53.3	38	38												
<b>48</b>	<b>26 KARHUMAA Wille</b>	<b>FIN</b>						<b>1:10</b>	<b>116.70</b>	<b>26</b>	<b>20:05.6</b>	<b>+2:56.0</b>			<b>48</b>
Cumulative Time	3:02.0	+1:04.6	25	6:57.4	+1:06.9	27	9:11.3	+1:24.1	34	13:46.2	+2:04.3	45	16:12.1	+2:38.0	51
Sector Time	1:52.0	+7.5	7	3:55.4	+13.5	40	2:13.9	+27.6	51	4:34.9	+49.8	51	2:25.9	+38.8	51
Cumulative Time	20:05.6	+2:56.0	48												
Sector Time	3:53.5	39	39												
<b>49</b>	<b>36 PAZOUT Ondrej</b>	<b>CZE</b>						<b>1:30</b>	<b>108.50</b>	<b>36</b>	<b>20:07.3</b>	<b>+2:57.7</b>			<b>49</b>
Cumulative Time	3:29.9	+1:32.5	=45	7:29.5	+1:39.0	49	9:42.4	+1:55.2	51	13:53.2	+2:11.3	48	16:04.4	+2:30.3	47
Sector Time	1:59.9	+15.4	=37	3:59.6	+17.7	49	2:12.9	+26.6	50	4:10.8	+25.7	41	2:11.2	+24.1	45
Cumulative Time	20:07.3	+2:57.7	49												
Sector Time	4:02.9	45	45												
<b>50</b>	<b>30 ANDREWS Grant</b>	<b>USA</b>						<b>1:20</b>	<b>112.80</b>	<b>30</b>	<b>20:16.0</b>	<b>+3:06.4</b>			<b>50</b>
Cumulative Time	3:23.1	+1:25.7	34	7:25.0	+1:34.5	46	9:36.6	+1:49.4	46	13:54.2	+2:12.3	51	16:03.4	+2:29.3	46
Sector Time	2:03.1	+18.6	49	4:01.9	+20.0	51	2:11.6	+25.3	=47	4:17.6	+32.5	50	2:09.2	+22.1	41
Cumulative Time	20:16.0	+3:06.4	50												
Sector Time	4:12.6	49	49												
<b>51</b>	<b>41 BORTOLAS Iacopo</b>	<b>ITA</b>						<b>1:30</b>	<b>106.70</b>	<b>41</b>	<b>20:29.4</b>	<b>+3:19.8</b>			<b>51</b>
Cumulative Time	3:28.7	+1:31.3	43	7:29.9	+1:39.4	50	9:38.0	+1:50.8	47	13:52.8	+2:10.9	47	16:10.8	+2:36.7	50
Sector Time	1:58.7	+14.2	=32	4:01.2	+19.3	50	2:08.1	+21.8	42	4:14.8	+29.7	48	2:18.0	+30.9	50
Cumulative Time	20:29.4	+3:19.8	51												
Sector Time	4:18.6	50	50												

### Did not Start

**WATABE Yoshito**

**JPN**

### Legend

= Equal sign indicates that two or more competitors share the same rank  
 NSA NSA Code  
 PF Photo Finish

16 DEC 2023 / Ramsau am Dachstein (AUT) / 4143

Timing and Data Service by Swiss Timing

[www.fis-ski.com](http://www.fis-ski.com)

FIS Timing Provider

NC2324SWRACP03\NC2324SWRACP03SMIH41CCR1\_77B4 v1.0

Report Created SAT 16 DEC 2023 16:33

Page 6/6

FIS Title Sponsor



Event Sponsors

