

Competition Analysis

Course Information:	Height Difference (HD): 34m	Maximum Climb (MC): 32m
Total Climb (TC): 295m	Course Length: 2000	Number of Laps: 5

RANK	BIB NAME	NSA						TIME DIFFERENCE			SKI JUMPING			TIME			TIME BEHIND			RANK
		1.1 / 6.0 km		2.0 / 7.1 km		3.1 / 8.0 km		POINTS			RANK			5.1 / 10.0 km						
		TIME	BEHIND	RK	TIME	BEHIND	RK	TIME	BEHIND	RK	TIME	BEHIND	RK	TIME	BEHIND	RK	TIME	BEHIND	RK	
1	1 RIBBER Jarl Magnus	NOR						0:00	148.20	1	23:42.5	0.0			1					
Cumulative Time	2:37.5	0.0	1	4:51.8	0.0	1	7:18.5	0.0	1	9:35.0	0.0	1	12:06.4	0.0	1					
Sector Time	2:37.5	+15.3	31	2:14.3	+26.3	20	2:26.7	+0.6	=2	2:16.5	+29.7	30	2:31.4	+9.0	=20					
Cumulative Time	14:22.5	0.0	1	16:49.7	0.0	1	19:06.2	0.0	1	21:34.7	0.0	1	23:42.5	0.0	1					
Sector Time	2:16.1	9	9	2:27.2	+0.7	=4	2:16.5	+0.5	=3	2:28.5	+5.7	=6	2:07.8	+14.1	31					
2	2 GRAABAK Joergen	NOR						0:32	140.20	2	24:15.7	+33.2			2					
Cumulative Time	3:02.3	+24.8	2	5:15.8	+24.0	2	7:46.3	+27.8	2	10:03.3	+28.3	2	12:34.6	+28.2	2					
Sector Time	2:30.3	+8.1	10	2:13.5	+25.5	17	2:30.5	+4.4	12	2:17.0	+30.2	=33	2:31.3	+8.9	19					
Cumulative Time	14:51.3	+28.8	2	17:22.7	+33.0	2	19:40.9	+34.7	2	22:11.2	+36.5	2	24:15.7	+33.2	2					
Sector Time	2:16.7	11	11	2:31.4	+4.9	19	2:18.2	+2.2	8	2:30.3	+7.5	10	2:04.5	+10.8	16					
3	3 RETTENEGGER Stefan	AUT						0:40	138.30	3	24:36.0	+53.5			3					
Cumulative Time	3:08.3	+30.8	3	5:22.8	+31.0	3	7:55.8	+37.3	3	10:14.3	+39.3	3	12:47.5	+41.1	3					
Sector Time	2:28.3	+6.1	5	2:14.5	+26.5	22	2:33.0	+6.9	22	2:18.5	+31.7	=40	2:33.2	+10.8	24					
Cumulative Time	15:05.5	+43.0	3	17:39.1	+49.4	3	19:58.6	+52.4	3	22:30.7	+56.0	3	24:36.0	+53.5	3					
Sector Time	2:18.0	15	15	2:33.6	+7.1	26	2:19.5	+3.5	=10	2:32.1	+9.3	11	2:05.3	+11.6	19					
4	18 GEIGER Vinzenz	GER						1:50	120.70	18	24:51.8	+1:09.3			4					
Cumulative Time	4:12.2	+1:34.7	15	6:17.4	+1:25.6	14	8:46.1	+1:27.6	9	10:58.4	+1:23.4	6	13:22.8	+1:16.4	5					
Sector Time	2:22.2	0.0	1	2:05.2	+17.2	6	2:28.7	+2.6	6	2:12.3	+25.5	3	2:24.4	+2.0	6					
Cumulative Time	15:44.3	+1:21.8	4	18:13.4	+1:23.7	4	20:30.8	+1:24.6	4	22:53.6	+1:18.9	4	24:51.8	+1:09.3	4					
Sector Time	2:21.5	30	30	2:29.1	+2.6	12	2:17.4	+1.4	5	2:22.8	0.0	1	1:58.2	+4.5	6					
5	6 ILVES Kristjan	EST						1:02	132.60	6	24:53.1	+1:10.6			5					
Cumulative Time	3:51.7	+1:14.2	7	6:12.9	+1:21.1	7	8:44.5	+1:26.0	6	10:59.2	+1:24.2	8	13:24.5	+1:18.1	7					
Sector Time	2:49.7	+27.5	49	2:21.2	+33.2	45	2:31.6	+5.5	16	2:14.7	+27.9	=14	2:25.3	+2.9	=9					
Cumulative Time	15:45.1	+1:22.6	6	18:15.2	+1:25.5	6	20:31.2	+1:25.0	5	22:54.3	+1:19.6	5	24:53.1	+1:10.6	5					
Sector Time	2:20.6	26	26	2:30.1	+3.6	14	2:16.0	0.0	1	2:23.1	+0.3	2	1:58.8	+5.1	8					
6	17 FAISST Manuel	GER						1:46	121.60	17	25:08.4	+1:25.9			6					
Cumulative Time	4:12.9	+1:35.4	16	6:17.9	+1:26.1	15	8:46.9	+1:28.4	11	11:01.0	+1:26.0	12	13:26.5	+1:20.1	9					
Sector Time	2:26.9	+4.7	3	2:05.0	+17.0	5	2:29.0	+2.9	7	2:14.1	+27.3	6	2:25.5	+3.1	13					
Cumulative Time	15:46.0	+1:23.5	9	18:16.5	+1:26.8	8	20:32.8	+1:26.6	8	23:01.5	+1:26.8	7	25:08.4	+1:25.9	6					
Sector Time	2:19.5	19	19	2:30.5	+4.0	16	2:16.3	+0.3	2	2:28.7	+5.9	8	2:06.9	+13.2	27					
7	14 OTFEBRO Jens Luraas	NOR						1:32	125.10	14	25:11.6	+1:29.1			7					
Cumulative Time	4:02.0	+1:24.5	10	6:14.4	+1:22.6	10	8:43.6	+1:25.1	5	10:58.7	+1:23.7	7	13:23.6	+1:17.2	6					
Sector Time	2:30.0	+7.8	8	2:12.4	+24.4	14	2:29.2	+3.1	8	2:15.1	+28.3	18	2:24.9	+2.5	=7					
Cumulative Time	15:44.8	+1:22.3	5	18:14.2	+1:24.5	5	20:31.7	+1:25.5	6	23:00.8	+1:26.1	6	25:11.6	+1:29.1	7					
Sector Time	2:21.2	29	29	2:29.4	+2.9	13	2:17.5	+1.5	6	2:29.1	+6.3	9	2:10.8	+17.1	37					
8	9 GREIDERER Lukas	AUT						1:11	130.40	9	25:14.7	+1:32.2			8					
Cumulative Time	3:52.6	+1:15.1	8	6:12.6	+1:20.8	6	8:46.3	+1:27.8	10	11:00.5	+1:25.5	11	13:25.4	+1:19.0	8					
Sector Time	2:41.6	+19.4	40	2:20.0	+32.0	42	2:33.7	+7.6	25	2:14.2	+27.4	=7	2:24.9	+2.5	=7					
Cumulative Time	15:45.6	+1:23.1	8	18:15.8	+1:26.1	7	20:32.3	+1:26.1	7	23:05.3	+1:30.6	8	25:14.7	+1:32.2	8					
Sector Time	2:20.2	24	24	2:30.2	+3.7	15	2:16.5	+0.5	=3	2:33.0	+10.2	13	2:09.4	+15.7	35					
9	4 RETTENEGGER Thomas	AUT						0:40	138.10	4	25:29.7	+1:47.2			9					
Cumulative Time	3:13.9	+36.4	4	5:31.5	+39.7	4	8:12.4	+53.9	4	10:33.8	+58.8	4	13:16.3	+1:09.9	4					
Sector Time	2:33.9	+11.7	21	2:17.6	+29.6	28	2:40.9	+14.8	44	2:21.4	+34.6	45	2:42.5	+20.1	40					
Cumulative Time	15:45.2	+1:22.7	7	18:24.1	+1:34.4	10	20:49.5	+1:43.3	10	23:26.3	+1:51.6	10	25:29.7	+1:47.2	9					
Sector Time	2:28.9	40	40	2:38.9	+12.4	33	2:25.4	+9.4	20	2:36.8	+14.0	=22	2:03.4	+9.7	15					

28 JAN 2024 / Schonach (GER) / 4159

Timing and Data Service by Swiss Timing

www.fis-ski.com

FIS Timing Provider

NC2324SWRACP05\NC2324SWRACP05SMIN41CCR1_77B4 v1.0

Report Created SUN 28 JAN 2024 13:52


Page 1/6

FIS Title Sponsor



Event Sponsors






Competition Analysis

RANK	BIB NAME	NSA	TIME DIFFERENCE			SKI JUMPING		TIME	TIME BEHIND		RANK					
			1.1 / 6.0 km			2.0 / 7.1 km			3.1 / 8.0 km			4.0 / 9.1 km		5.1 / 10.0 km		
			TIME	BEHIND	RK	TIME	BEHIND		RK	TIME		BEHIND	RK	POINTS	RANK	TIME
10	7 FRITZ Martin	AUT				1:02	132.60	6	25:30.7			+1:48.2	10			
Cumulative Time	3:50.7	+1:13.2	6	6:13.3	+1:21.5	8	8:45.2	+1:26.7	7	10:59.7	+1:24.7	9	13:27.5	+1:21.1	10	
Sector Time	2:48.7	+26.5	48	2:22.6	+34.6	49	2:31.9	+5.8	19	2:14.5	+27.7	=12	2:27.8	+5.4	14	
Cumulative Time	15:46.8	+1:24.3	10	18:18.9	+1:29.2	9	20:44.8	+1:38.6	9	23:24.0	+1:49.3	9	25:30.7	+1:48.2	10	
Sector Time	2:19.3	18	18	2:32.1	+5.6	22	2:25.9	+9.9	=22	2:39.2	+16.4	29	2:06.7	+13.0	25	
11	11 SEIDL Mario	AUT				1:25	126.90	11	25:44.7			+2:02.2	11			
Cumulative Time	4:04.7	+1:27.2	12	6:16.1	+1:24.3	12	8:47.3	+1:28.8	12	11:01.6	+1:26.6	13	13:30.5	+1:24.1	11	
Sector Time	2:39.7	+17.5	=38	2:11.4	+23.4	=11	2:31.2	+5.1	14	2:14.3	+27.5	=9	2:28.9	+6.5	15	
Cumulative Time	15:51.3	+1:28.8	11	18:29.4	+1:39.7	11	20:55.7	+1:49.5	11	23:37.0	+2:02.3	11	25:44.7	+2:02.2	11	
Sector Time	2:20.8	27	27	2:38.1	+11.6	32	2:26.3	+10.3	=24	2:41.3	+18.5	=33	2:07.7	+14.0	30	
12	27 RYDZEK Johannes	GER				2:04	117.20	27	25:49.2			+2:06.7	12			
Cumulative Time	4:35.0	+1:57.5	23	6:49.1	+1:57.3	23	9:15.2	+1:56.7	18	11:33.8	+1:58.8	18	14:07.7	+2:01.3	18	
Sector Time	2:31.0	+8.8	12	2:14.1	+26.1	19	2:26.1	0.0	1	2:18.6	+31.8	42	2:33.9	+11.5	30	
Cumulative Time	16:23.6	+2:01.1	16	18:50.3	+2:00.6	13	21:19.1	+2:12.9	13	23:55.5	+2:20.8	13	25:49.2	+2:06.7	12	
Sector Time	2:15.9	=7	7	2:26.7	+0.2	2	2:28.8	+12.8	=34	2:36.4	+13.6	=18	1:53.7	0.0	1	
13	23 WATABE Akito	JPN				1:55	119.50	23	25:53.2			+2:10.7	13			
Cumulative Time	4:31.6	+1:54.1	21	6:48.4	+1:56.6	21	9:17.7	+1:59.2	22	11:33.5	+1:58.5	17	14:06.9	+2:00.5	17	
Sector Time	2:36.6	+14.4	=27	2:16.8	+28.8	26	2:29.3	+3.2	9	2:15.8	+29.0	=22	2:33.4	+11.0	=25	
Cumulative Time	16:24.7	+2:02.2	19	18:51.9	+2:02.2	=15	21:20.0	+2:13.8	15	23:57.5	+2:22.8	18	25:53.2	+2:10.7	13	
Sector Time	2:17.8	14	14	2:27.2	+0.7	=4	2:28.1	+12.1	33	2:37.5	+14.7	25	1:55.7	+2.0	3	
14	15 HEROLA Ilkka	FIN				1:37	123.90	15	25:54.3			+2:11.8	14			
Cumulative Time	4:04.0	+1:26.5	11	6:15.4	+1:23.6	11	8:49.3	+1:30.8	14	10:38.9	+1:03.9	5	13:54.2	+1:47.8	14	
Sector Time	2:27.0	+4.8	4	2:11.4	+23.4	=11	2:33.9	+7.8	26	1:49.6	+2.8	2	3:15.3	+52.9	48	
Cumulative Time	16:22.7	+2:00.2	14	18:56.1	+2:06.4	21	21:22.6	+2:16.4	22	23:59.4	+2:24.7	=21	25:54.3	+2:11.8	14	
Sector Time	2:28.5	39	39	2:33.4	+6.9	25	2:26.5	+10.5	27	2:36.8	+14.0	=22	1:54.9	+1.2	2	
15	29 MUHLETHALER Laurent	FRA				2:08	116.10	29	25:55.1			+2:12.6	15			
Cumulative Time	4:39.5	+2:02.0	28	6:50.7	+1:58.9	28	9:18.7	+2:00.2	23	11:35.4	+2:00.4	21	14:09.2	+2:02.8	21	
Sector Time	2:31.5	+9.3	=13	2:11.2	+23.2	10	2:28.0	+1.9	5	2:16.7	+29.9	32	2:33.8	+11.4	=28	
Cumulative Time	16:24.0	+2:01.5	17	18:51.1	+2:01.4	14	21:18.7	+2:12.5	12	23:56.4	+2:21.7	15	25:55.1	+2:12.6	15	
Sector Time	2:14.8	2	2	2:27.1	+0.6	3	2:27.6	+11.6	31	2:37.7	+14.9	27	1:58.7	+5.0	7	
16	5 REHRL Franz-Josef	AUT				0:58	133.70	5	25:55.2			+2:12.7	16			
Cumulative Time	3:50.0	+1:12.5	5	6:12.2	+1:20.4	5	8:45.3	+1:26.8	8	11:00.1	+1:25.1	10	13:32.9	+1:26.5	12	
Sector Time	2:52.0	+29.8	50	2:22.2	+34.2	48	2:33.1	+7.0	23	2:14.8	+28.0	17	2:32.8	+10.4	23	
Cumulative Time	15:53.4	+1:30.9	12	18:47.8	+1:58.1	12	21:19.6	+2:13.4	14	23:56.0	+2:21.3	14	25:55.2	+2:12.7	16	
Sector Time	2:20.5	25	25	2:54.4	+27.9	47	2:31.8	+15.8	38	2:36.4	+13.6	=18	1:59.2	+5.5	9	
17	8 YAMAMOTO Ryota	JPN				1:05	132.00	8	25:55.4			+2:12.9	17			
Cumulative Time	3:53.2	+1:15.7	9	6:13.6	+1:21.8	9	8:49.4	+1:30.9	15	11:06.4	+1:31.4	15	13:55.0	+1:48.6	15	
Sector Time	2:48.2	+26.0	45	2:20.4	+32.4	43	2:35.8	+9.7	=35	2:17.0	+30.2	=33	2:48.6	+26.2	45	
Cumulative Time	16:23.1	+2:00.6	15	18:56.8	+2:07.1	22	21:22.1	+2:15.9	21	23:59.4	+2:24.7	=21	25:55.4	+2:12.9	17	
Sector Time	2:28.1	36	36	2:33.7	+7.2	27	2:25.3	+9.3	19	2:37.3	+14.5	24	1:56.0	+2.3	4	
18	26 SCHMID Julian	GER				2:04	117.30	26	25:55.8			+2:13.3	18			
Cumulative Time	4:37.6	+2:00.1	26	6:50.1	+1:58.3	26	9:16.9	+1:58.4	21	11:34.9	+1:59.9	20	14:10.3	+2:03.9	23	
Sector Time	2:33.6	+11.4	=18	2:12.5	+24.5	15	2:26.8	+0.7	4	2:18.0	+31.2	37	2:35.4	+13.0	32	
Cumulative Time	16:25.4	+2:02.9	21	18:53.6	+2:03.9	18	21:20.4	+2:14.2	16	23:54.9	+2:20.2	12	25:55.8	+2:13.3	18	
Sector Time	2:15.1	4	4	2:28.2	+1.7	=7	2:26.8	+10.8	29	2:34.5	+11.7	14	2:00.9	+7.2	11	






Competition Analysis

RANK	BIB NAME	NSA		TIME DIFFERENCE		SKI JUMPING		TIME			TIME BEHIND			RANK	
						POINTS	RANK								
						1.1 / 6.0 km									2.0 / 7.1 km
TIME	BEHIND	RK	TIME	BEHIND	RK	TIME	BEHIND	RK	TIME	BEHIND	RK	TIME	BEHIND	RK	
19	28 ANDERSEN Espen	NOR		2:07	116.50	28	25:55.8	+2:13.3			19				
Cumulative Time	4:38.5	+2:01.0	27	6:50.4	+1:58.6	27	9:20.4	+2:01.9	25	11:36.0	+2:01.0	22	14:09.4	+2:03.0	22
Sector Time	2:31.5	+9.3	=13	2:11.9	+23.9	13	2:30.0	+3.9	10	2:15.6	+28.8	21	2:33.4	+11.0	=25
Cumulative Time	16:25.1	+2:02.6	20	18:52.8	+2:03.1	17	21:21.6	+2:15.4	19	23:58.3	+2:23.6	19	25:55.8	+2:13.3	19
Sector Time	2:15.7	6	6	2:27.7	+1.2	6	2:28.8	+12.8	=34	2:36.7	+13.9	21	1:57.5	+3.8	5
20	24 WEBER Terence	GER		2:01	118.00	24	26:01.8	+2:19.3			20				
Cumulative Time	4:35.7	+1:58.2	24	6:49.3	+1:57.5	24	9:16.0	+1:57.5	20	11:34.3	+1:59.3	19	14:08.4	+2:02.0	20
Sector Time	2:34.7	+12.5	23	2:13.6	+25.6	18	2:26.7	+0.6	=2	2:18.3	+31.5	39	2:34.1	+11.7	31
Cumulative Time	16:25.8	+2:03.3	22	18:54.3	+2:04.6	19	21:21.2	+2:15.0	18	23:57.2	+2:22.5	17	26:01.8	+2:19.3	20
Sector Time	2:17.4	13	13	2:28.5	+2.0	=10	2:26.9	+10.9	30	2:36.0	+13.2	17	2:04.6	+10.9	17
21	16 COSTA Samuel	ITA		1:43	122.40	16	26:06.7	+2:24.2			21				
Cumulative Time	4:15.6	+1:38.1	18	6:23.6	+1:31.8	17	8:54.9	+1:36.4	16	11:17.6	+1:42.6	16	14:01.7	+1:55.3	16
Sector Time	2:32.6	+10.4	17	2:08.0	+20.0	7	2:31.3	+5.2	15	2:22.7	+35.9	47	2:44.1	+21.7	41
Cumulative Time	16:24.4	+2:01.9	18	18:55.2	+2:05.5	20	21:20.8	+2:14.6	17	23:58.4	+2:23.7	20	26:06.7	+2:24.2	21
Sector Time	2:22.7	31	31	2:30.8	+4.3	17	2:25.6	+9.6	21	2:37.6	+14.8	26	2:08.3	+14.6	32
22	12 BJOERNSTAD Espen	NOR		1:27	126.50	12	26:11.3	+2:28.8			22				
Cumulative Time	4:05.5	+1:28.0	13	6:16.5	+1:24.7	13	8:48.3	+1:29.8	13	11:02.3	+1:27.3	14	13:41.0	+1:34.6	13
Sector Time	2:38.5	+16.3	=33	2:11.0	+23.0	8	2:31.8	+5.7	=17	2:14.0	+27.2	5	2:38.7	+16.3	35
Cumulative Time	16:09.4	+1:46.9	13	18:51.9	+2:02.2	=15	21:21.7	+2:15.5	20	23:56.7	+2:22.0	16	26:11.3	+2:28.8	22
Sector Time	2:28.4	38	38	2:42.5	+16.0	35	2:29.8	+13.8	37	2:35.0	+12.2	15	2:14.6	+20.9	42
23	19 HIRVONEN Eero	FIN		1:50	120.60	19	26:21.8	+2:39.3			23				
Cumulative Time	4:13.9	+1:36.4	17	6:18.8	+1:27.0	16	9:13.5	+1:55.0	17	11:39.4	+2:04.4	27	14:25.5	+2:19.1	28
Sector Time	2:23.9	+1.7	2	2:04.9	+16.9	4	2:54.7	+28.6	47	2:25.9	+39.1	48	2:46.1	+23.7	43
Cumulative Time	16:57.2	+2:34.7	28	19:34.8	+2:45.1	26	21:54.0	+2:47.8	25	24:18.9	+2:44.2	23	26:21.8	+2:39.3	23
Sector Time	2:31.7	43	43	2:37.6	+11.1	31	2:19.2	+3.2	9	2:24.9	+2.1	3	2:02.9	+9.2	13
24	35 KOSTNER Aaron	ITA		2:29	111.00	35	26:24.2	+2:41.7			24				
Cumulative Time	5:15.3	+2:37.8	37	7:34.0	+2:42.2	37	10:08.8	+2:50.3	36	12:23.3	+2:48.3	34	14:53.1	+2:46.7	33
Sector Time	2:46.3	+24.1	=43	2:18.7	+30.7	=33	2:34.8	+8.7	28	2:14.5	+27.7	=12	2:29.8	+7.4	16
Cumulative Time	17:05.6	+2:43.1	30	19:36.9	+2:47.2	28	21:55.0	+2:48.8	27	24:23.5	+2:48.8	25	26:24.2	+2:41.7	24
Sector Time	2:12.5	1	1	2:31.3	+4.8	18	2:18.1	+2.1	7	2:28.5	+5.7	=6	2:00.7	+7.0	10
25	38 MALACINSKI Niklas	USA		2:34	109.60	38	26:26.8	+2:44.3			25				
Cumulative Time	5:13.7	+2:36.2	34	7:30.0	+2:38.2	31	10:05.2	+2:46.7	31	12:21.2	+2:46.2	31	14:46.5	+2:40.1	29
Sector Time	2:39.7	+16.3	=38	2:16.3	+28.3	=24	2:35.2	+9.1	=32	2:16.0	+29.2	=27	2:25.3	+2.9	=9
Cumulative Time	17:03.6	+2:41.1	29	19:36.0	+2:46.3	27	21:55.5	+2:49.3	28	24:20.9	+2:46.2	24	26:26.8	+2:44.3	25
Sector Time	2:17.1	12	12	2:32.4	+5.9	23	2:19.5	+3.5	=10	2:25.4	+2.6	4	2:05.9	+12.2	20
26	31 LOOMIS Benjamin	USA		2:11	115.40	31	26:38.6	+2:56.1			26				
Cumulative Time	4:40.6	+2:03.1	29	6:51.7	+1:59.9	29	9:23.5	+2:05.0	28	11:36.8	+2:01.8	23	14:08.0	+2:01.6	19
Sector Time	2:29.6	+7.4	7	2:11.1	+23.1	9	2:31.8	+5.7	=17	2:13.3	+26.5	4	2:31.2	+8.8	18
Cumulative Time	16:27.2	+2:04.7	23	18:59.0	+2:09.3	23	21:34.6	+2:28.4	23	24:26.4	+2:51.7	26	26:38.6	+2:56.1	26
Sector Time	2:19.2	17	17	2:31.8	+5.3	21	2:35.6	+19.6	46	2:51.8	+29.0	42	2:12.2	+18.5	38
27	22 THANNHEIMER Wendelin	GER		1:54	119.70	22	26:43.7	+3:01.2			27				
Cumulative Time	4:32.5	+1:55.0	22	6:48.8	+1:57.0	22	9:19.5	+2:01.0	24	11:37.3	+2:02.3	24	14:11.1	+2:04.7	24
Sector Time	2:38.5	+16.3	=33	2:16.3	+28.3	=24	2:30.7	+4.6	13	2:17.8	+31.0	36	2:33.8	+11.4	=28
Cumulative Time	16:34.2	+2:11.7	24	19:27.2	+2:37.5	24	21:53.5	+2:47.3	24	24:34.2	+2:59.5	27	26:43.7	+3:01.2	27
Sector Time	2:23.1	32	32	2:53.0	+26.5	45	2:26.3	+10.3	=24	2:40.7	+17.9	32	2:09.5	+15.8	36






Competition Analysis

RANK	BIB NAME	NSA										TIME	SKI JUMPING		TIME BEHIND	RANK	
		1.1 / 6.0 km		2.0 / 7.1 km		3.1 / 8.0 km		4.0 / 9.1 km		5.1 / 10.0 km			POINTS	RANK			
		TIME	BEHIND	RK	TIME	BEHIND	RK	TIME	BEHIND	RK	TIME						BEHIND
28	42 LANGE Jakob	GER										3:06	101.70	42	26:51.1	+3:08.6	28
Cumulative Time	5:42.4	+3:04.9	40	8:02.1	+3:10.3	42	10:34.8	+3:16.3	40	12:50.8	+3:15.8	40	15:14.2	+3:07.8	39		
Sector Time	2:36.4	+14.2	26	2:19.7	+31.7	40	2:32.7	+6.6	=20	2:16.0	+29.2	=27	2:23.4	+1.0	=3		
Cumulative Time	17:30.4	+3:07.9	37	19:58.9	+3:09.2	36	22:20.4	+3:14.2	33	24:47.9	+3:13.2	29	26:51.1	+3:08.6	28		
Sector Time	2:16.2	10	10	2:28.5	+2.0	=10	2:21.5	+5.5	14	2:27.5	+4.7	5	2:03.2	+9.5	14		
29	21 KOLB Florian	AUT										1:52	120.10	21	26:53.3	+3:10.8	29
Cumulative Time	4:25.7	+1:48.2	19	6:47.6	+1:55.8	19	9:24.2	+2:05.7	29	11:38.6	+2:03.6	26	14:17.1	+2:10.7	25		
Sector Time	2:33.7	+11.5	20	2:21.9	+33.9	47	2:36.6	+10.5	40	2:14.4	+27.6	11	2:38.5	+16.1	34		
Cumulative Time	16:45.4	+2:22.9	25	19:33.7	+2:44.0	25	21:54.8	+2:48.6	26	24:40.7	+3:06.0	28	26:53.3	+3:10.8	29		
Sector Time	2:28.3	37	37	2:48.3	+21.8	40	2:21.1	+5.1	13	2:45.9	+23.1	36	2:12.6	+18.9	39		
30	37 FLATLA Kasper Moen	NOR										2:31	110.40	37	26:56.7	+3:14.2	30
Cumulative Time	5:12.8	+2:35.3	32	7:31.8	+2:40.0	34	10:06.2	+2:47.7	32	12:22.8	+2:47.8	33	14:54.2	+2:47.8	34		
Sector Time	2:41.8	+19.6	41	2:19.0	+31.0	35	2:34.4	+8.3	27	2:16.6	+29.8	31	2:31.4	+9.0	=20		
Cumulative Time	17:14.2	+2:51.7	34	19:48.3	+2:58.6	31	22:15.0	+3:08.8	31	24:54.4	+3:19.7	31	26:56.7	+3:14.2	30		
Sector Time	2:20.0	=22	22	2:34.1	+7.6	28	2:26.7	+10.7	28	2:39.4	+16.6	30	2:02.3	+8.6	12		
31	32 KARHUMAA Wille	FIN										2:25	111.90	32	27:00.3	+3:17.8	31
Cumulative Time	5:13.4	+2:35.9	33	7:32.8	+2:41.0	36	10:08.0	+2:49.5	35	12:23.8	+2:48.8	35	14:54.8	+2:48.4	35		
Sector Time	2:48.4	+26.2	47	2:19.4	+31.4	37	2:35.2	+9.1	=32	2:15.8	+29.0	=22	2:31.0	+8.6	17		
Cumulative Time	17:13.7	+2:51.2	33	19:50.0	+3:00.3	32	22:15.9	+3:09.7	32	24:51.2	+3:16.5	30	27:00.3	+3:17.8	31		
Sector Time	2:18.9	16	16	2:36.3	+9.8	30	2:25.9	+9.9	=22	2:35.3	+12.5	16	2:09.1	+15.4	34		
32	13 HEINIS Marco	FRA										1:28	126.10	13	27:04.4	+3:21.9	32
Cumulative Time	4:07.3	+1:29.8	14	6:27.1	+1:35.3	18	9:15.8	+1:57.3	19	11:38.1	+2:03.1	25	14:24.1	+2:17.7	27		
Sector Time	2:39.3	+17.1	36	2:19.8	+31.8	41	2:48.7	+22.6	45	2:22.3	+35.5	46	2:46.0	+23.6	42		
Cumulative Time	16:56.3	+2:33.8	27	19:41.3	+2:51.6	29	22:10.3	+3:04.1	29	24:57.8	+3:23.1	32	27:04.4	+3:21.9	32		
Sector Time	2:32.2	44	44	2:45.0	+18.5	37	2:29.0	+13.0	36	2:47.5	+24.7	39	2:06.6	+12.9	24		
33	40 FRANK Christian	GER										2:47	106.50	40	27:06.3	+3:23.8	33
Cumulative Time	5:24.3	+2:46.8	39	7:43.9	+2:52.1	40	10:19.7	+3:01.2	39	12:33.9	+2:58.9	39	14:59.3	+2:52.9	37		
Sector Time	2:37.3	+15.1	30	2:19.6	+31.6	=38	2:35.8	+9.7	=35	2:14.2	+27.4	=7	2:25.4	+3.0	12		
Cumulative Time	17:20.3	+2:57.8	36	19:56.2	+3:06.5	35	22:22.5	+3:16.3	34	24:59.1	+3:24.4	33	27:06.3	+3:23.8	33		
Sector Time	2:21.0	28	28	2:35.9	+9.4	29	2:26.3	+10.3	=24	2:36.6	+13.8	20	2:07.2	+13.5	28		
34	46 BAUD Matteo	FRA										3:25	97.00	46	27:08.1	+3:25.6	34
Cumulative Time	5:55.2	+3:17.7	45	7:43.7	+2:51.9	39	10:39.9	+3:21.4	44	12:55.7	+3:20.7	43	15:18.1	+3:11.7	40		
Sector Time	2:30.2	+8.0	9	1:48.5	+0.5	2	2:56.2	+30.1	48	2:15.8	+29.0	=22	2:22.4	0.0	1		
Cumulative Time	17:37.7	+3:15.2	40	20:05.9	+3:16.2	37	22:28.9	+3:22.7	37	25:01.7	+3:27.0	35	27:08.1	+3:25.6	34		
Sector Time	2:19.6	=20	20	2:28.2	+1.7	=7	2:23.0	+7.0	15	2:32.8	+10.0	12	2:06.4	+12.7	23		
35	25 NIITYKOSKI Otto	FIN										2:02	117.60	25	27:21.9	+3:39.4	35
Cumulative Time	4:36.5	+1:59.0	25	6:49.7	+1:57.9	25	9:22.4	+2:03.9	26	11:40.6	+2:05.6	28	14:22.6	+2:16.2	26		
Sector Time	2:34.5	+12.3	22	2:13.2	+25.2	16	2:32.7	+6.6	=20	2:18.2	+31.4	38	2:42.0	+19.6	39		
Cumulative Time	16:55.6	+2:33.1	26	19:42.3	+2:52.6	30	22:14.6	+3:08.4	30	25:01.6	+3:26.9	34	27:21.9	+3:39.4	35		
Sector Time	2:33.0	46	46	2:46.7	+20.2	38	2:32.3	+16.3	40	2:47.0	+24.2	37	2:20.3	+26.6	46		
36	39 YACHI Sora	JPN										2:39	108.40	39	27:26.2	+3:43.7	36
Cumulative Time	5:18.4	+2:40.9	38	7:36.4	+2:44.6	38	10:11.5	+2:53.0	38	12:27.0	+2:52.0	38	14:50.4	+2:44.0	31		
Sector Time	2:39.4	+17.2	37	2:18.0	+30.0	30	2:35.1	+9.0	31	2:15.5	+28.7	20	2:23.4	+1.0	=3		
Cumulative Time	17:06.3	+2:43.8	31	19:50.6	+3:00.9	33	22:26.4	+3:20.2	36	25:13.5	+3:38.8	36	27:26.2	+3:43.7	36		
Sector Time	2:15.9	=7	7	2:44.3	+17.8	36	2:35.8	+19.8	47	2:47.1	+24.3	38	2:12.7	+19.0	40		






Competition Analysis

RANK	BIB NAME	1.1 / 6.0 km		2.0 / 7.1 km		3.1 / 8.0 km		TIME DIFFERENCE		SKI JUMPING		TIME		TIME BEHIND		RANK
								POINTS	RANK	TIME	BEHIND	RK	TIME	BEHIND	RK	
37	30 BRECL Gasper							2:09	115.90	30	27:35.4	+3:52.9		37		
Cumulative Time	4:42.6	+2:05.1	30	7:03.6	+2:11.8	30	9:43.1	+2:24.6	30	12:09.8	+2:34.8	30	14:51.4	+2:45.0	37	
Sector Time	2:33.6	+11.4	=18	2:21.0	+33.0	44	2:39.5	+13.4	42	2:26.7	+39.9	49	2:41.6	+19.2	37	
Cumulative Time	17:17.0	+2:54.5	35	20:06.5	+3:16.8	38	22:40.6	+3:34.4	38	25:30.4	+3:55.7	38	27:35.4	+3:52.9	37	
Sector Time	2:25.6		34	2:49.5	+23.0	41	2:34.1	+18.1	44	2:49.8	+27.0	41	2:05.0	+11.3	18	
38	48 GERARD Antoine							3:46	91.80	48	27:39.2	+3:56.7		38		
Cumulative Time	6:17.6	+3:40.1	47	8:05.6	+3:13.8	45	11:05.6	+3:47.1	46	13:20.3	+3:45.3	46	15:43.5	+3:37.1	44	
Sector Time	2:31.6	+9.4	15	1:48.0	0.0	1	3:00.0	+33.9	50	2:14.7	+27.9	=14	2:23.2	+0.8	2	
Cumulative Time	17:59.1	+3:36.6	41	20:30.7	+3:41.0	41	22:51.2	+3:45.0	39	25:31.6	+3:56.9	39	27:39.2	+3:56.7	38	
Sector Time	2:15.6		5	2:31.6	+5.1	20	2:20.5	+4.5	12	2:40.4	+17.6	31	2:07.6	+13.9	29	
39	20 MACH Simon							1:50	120.60	19	27:42.1	+3:59.6		39		
Cumulative Time	4:26.6	+1:49.1	20	6:48.0	+1:56.2	20	9:23.0	+2:04.5	27	11:41.5	+2:06.5	29	14:47.4	+2:41.0	30	
Sector Time	2:36.6	+14.4	=27	2:21.4	+33.4	46	2:35.0	+8.9	30	2:18.5	+31.7	=40	3:05.9	+43.5	47	
Cumulative Time	17:12.9	+2:50.4	32	19:53.5	+3:03.8	34	22:25.9	+3:19.7	35	25:24.3	+3:49.6	37	27:42.1	+3:59.6	39	
Sector Time	2:25.5		33	2:40.6	+14.1	34	2:32.4	+16.4	41	2:58.4	+35.6	45	2:17.8	+24.1	45	
40	49 SCHUMANN Stephen							3:54	89.60	49	27:52.6	+4:10.1		40		
Cumulative Time	6:24.8	+3:47.3	48	8:39.2	+3:47.4	48	11:09.6	+3:51.1	47	13:24.3	+3:49.3	47	15:49.6	+3:43.2	45	
Sector Time	2:30.8	+8.6	11	2:14.4	+26.4	21	2:30.4	+4.3	11	2:14.7	+27.9	=14	2:25.3	+2.9	=9	
Cumulative Time	18:09.2	+3:46.7	44	20:42.5	+3:52.8	42	23:07.4	+4:01.2	42	25:45.8	+4:11.1	40	27:52.6	+4:10.1	40	
Sector Time	2:19.6		=20	2:33.3	+6.8	24	2:24.9	+8.9	18	2:38.4	+15.6	28	2:06.8	+13.1	26	
41	34 YAMAMOTO Yuya							2:26	111.60	34	28:02.1	+4:19.6		41		
Cumulative Time	5:14.3	+2:36.8	35	7:32.4	+2:40.6	35	10:09.8	+2:51.3	37	12:25.9	+2:50.9	37	14:58.3	+2:51.9	36	
Sector Time	2:48.3	+26.1	46	2:18.1	+30.1	31	2:37.4	+11.3	41	2:16.1	+29.3	29	2:32.4	+10.0	22	
Cumulative Time	17:33.5	+3:11.0	38	20:24.5	+3:34.8	39	22:57.6	+3:51.4	40	25:53.5	+4:18.8	41	28:02.1	+4:19.6	41	
Sector Time	2:35.2		47	2:51.0	+24.5	43	2:33.1	+17.1	43	2:55.9	+33.1	44	2:08.6	+14.9	33	
42	33 BUZZI Raffaele							2:26	111.80	33	28:15.5	+4:33.0		42		
Cumulative Time	5:12.3	+2:34.8	31	7:30.8	+2:39.0	32	10:06.9	+2:48.4	33	12:22.3	+2:47.3	32	15:03.1	+2:56.7	38	
Sector Time	2:46.3	+24.1	=43	2:18.5	+30.5	32	2:36.1	+10.0	37	2:15.4	+28.6	19	2:40.8	+18.4	36	
Cumulative Time	17:34.5	+3:12.0	39	20:28.3	+3:38.6	40	23:01.0	+3:54.8	41	26:00.6	+4:25.9	42	28:15.5	+4:33.0	42	
Sector Time	2:31.4		42	2:53.8	+27.3	46	2:32.7	+16.7	42	2:59.6	+36.8	46	2:14.9	+21.2	44	
43	43 SIEGEMUND Nick							3:06	101.70	42	28:18.7	+4:36.2		43		
Cumulative Time	5:43.7	+3:06.2	42	8:03.3	+3:11.5	=43	10:38.2	+3:19.7	41	12:54.1	+3:19.1	41	15:32.5	+3:26.1	42	
Sector Time	2:37.7	+15.5	32	2:19.6	+31.6	=38	2:34.9	+8.8	29	2:15.9	+29.1	=25	2:38.4	+16.0	33	
Cumulative Time	17:59.9	+3:37.4	42	20:51.1	+4:01.4	43	23:23.2	+4:17.0	43	26:12.7	+4:38.0	44	28:18.7	+4:36.2	43	
Sector Time	2:27.4		35	2:51.2	+24.7	44	2:32.1	+16.1	39	2:49.5	+26.7	40	2:06.0	+12.3	21	
44	44 ANDREWS Grant							3:08	101.20	44	28:20.6	+4:38.1		44		
Cumulative Time	5:44.6	+3:07.1	43	8:03.3	+3:11.5	=43	10:38.7	+3:20.2	43	12:54.6	+3:19.6	42	15:28.3	+3:21.9	41	
Sector Time	2:36.6	+14.4	=27	2:18.7	+30.7	=33	2:35.4	+9.3	34	2:15.9	+29.1	=25	2:33.7	+11.3	27	
Cumulative Time	18:01.1	+3:38.6	43	20:51.8	+4:02.1	44	23:26.0	+4:19.8	45	26:07.3	+4:32.6	43	28:20.6	+4:38.1	44	
Sector Time	2:32.8		45	2:50.7	+24.2	42	2:34.2	+18.2	45	2:41.3	+18.5	=33	2:13.3	+19.6	41	
45	41 RAKPAROV Chingiz							3:04	102.10	41	28:25.2	+4:42.7		45		
Cumulative Time	5:42.9	+3:05.4	41	8:02.0	+3:10.2	41	10:38.3	+3:19.8	42	12:58.1	+3:23.1	44	15:40.0	+3:33.6	43	
Sector Time	2:38.9	+16.7	35	2:19.1	+31.1	36	2:36.3	+10.2	38	2:19.8	+33.0	43	2:41.9	+19.5	38	
Cumulative Time	18:10.6	+3:48.1	45	20:58.0	+4:08.3	45	23:25.9	+4:19.7	44	26:19.0	+4:44.3	45	28:25.2	+4:42.7	45	
Sector Time	2:30.6		41	2:47.4	+20.9	39	2:27.9	+11.9	32	2:53.1	+30.3	43	2:06.2	+12.5	22	





Competition Analysis

RANK	BIB NAME	NSA						TIME DIFFERENCE		SKI JUMPING		TIME			RANK
		1.1 / 6.0 km		2.0 / 7.1 km		3.1 / 8.0 km		4.0 / 9.1 km		5.1 / 10.0 km					
		TIME	BEHIND	RK	TIME	BEHIND	RK	TIME	BEHIND	RK	POINTS	RANK	TIME	BEHIND	
46	51 KIMURA Kodai	JPN						4:55	74.40	51	29:00.9	+5:18.4			46
Cumulative Time	7:27.5	+4:50.0	50	9:42.7	+4:50.9	50	12:15.9	+4:57.4	50	14:30.2	+4:55.2	50	16:54.0	+4:47.6	47
Sector Time	2:32.5	+10.3	16	2:15.2	+27.2	23	2:33.2	+7.1	24	2:14.3	+27.5	=9	2:23.8	+1.4	5
Cumulative Time	19:09.0	+4:46.5	47	21:37.2	+4:47.5	47	24:01.0	+4:54.8	47	26:46.1	+5:11.4	46	29:00.9	+5:18.4	46
Sector Time	2:15.0	=3	3	2:28.2	+1.7	=7	2:23.8	+7.8	16	2:45.1	+22.3	35	2:14.8	+21.1	43
47	50 RIESSLE Fabian	GER						4:41	77.90	50	30:05.9	+6:23.4			47
Cumulative Time	7:10.1	+4:32.6	49	8:59.3	+4:07.5	49	11:57.9	+4:39.4	49	13:44.7	+4:09.7	48	16:33.2	+4:26.8	46
Sector Time	2:29.1	+6.9	6	1:49.2	+1.2	3	2:58.6	+32.5	49	1:46.8	0.0	1	2:48.5	+26.1	44
Cumulative Time	18:53.2	+4:30.7	46	21:19.7	+4:30.0	46	23:44.0	+4:37.8	46	27:02.2	+5:27.5	47	30:05.9	+6:23.4	47
Sector Time	2:20.0	=22	22	2:26.5	0.0	1	2:24.3	+8.3	17	3:18.2	+55.4	47	3:03.7	+1:10.0	47
48	47 STANONIK Erazem	SLO						3:28	96.20	47					48
Cumulative Time	6:03.7	+3:26.2	46	8:27.2	+3:35.4	47	11:20.9	+4:02.4	48	14:01.6	+4:26.6	49	17:06.4	+5:00.0	48
Sector Time	2:35.7	+13.5	25	2:23.5	+35.5	50	2:53.7	+27.6	46	2:40.7	+53.9	50	3:04.8	+42.4	46
Cumulative Time															
Sector Time															

Did not Finish

36 BORTOLAS Iacopo	ITA														
Cumulative Time	5:14.5	+2:37.0	36	7:31.4	+2:39.6	33	10:07.8	+2:49.3	34	12:25.5	+2:50.5	36			
Sector Time	2:44.5	+22.3	42	2:16.9	+28.9	27	2:36.4	+10.3	39	2:17.7	+30.9	35			
Cumulative Time															
Sector Time															
45 MARIOTTI Domenico	ITA														
Cumulative Time	5:53.6	+3:16.1	44	8:11.5	+3:19.7	46	10:51.3	+3:32.8	45	13:11.2	+3:36.2	45			
Sector Time	2:35.6	+13.4	24	2:17.9	+29.9	29	2:39.8	+13.7	43	2:19.9	+33.1	44			
Cumulative Time															
Sector Time															

Did not Start

10 WALCHER Paul	AUT														
------------------------	-----	--	--	--	--	--	--	--	--	--	--	--	--	--	--

Legend

=	Equal sign indicates that two or more competitors share the same rank	NSA	NSA Code	PF	Photo Finish
---	---	-----	----------	----	--------------

28 JAN 2024 / Schonach (GER) / 4159

Timing and Data Service by Swiss Timing

www.fis-ski.com

FIS Timing Provider

NC2324SWRACP05\NC2324SWRACP05SMIN41CCR1_77B4 v1.0

Report Created SUN 28 JAN 2024 13:52

Page 6/6

FIS Title Sponsor



Event Sponsors

