

Competition Analysis

Course Information:	Name:: Otepää 2.5km Total Climb (TC): 2500m	Height Difference (HD): 35m Course Length: 328	Maximum Climb (MC): 30m Number of Laps: 4
----------------------------	--	---	--

RANK	BIB NAME	NSA	TIME DIFFERENCE			SKI JUMPING			TIME	TIME BEHIND		RANK					
			1.2 / 7.5 km			2.5 / 8.7 km				3.7 / 10.0 km			5.0 km		6.2 km		
			TIME	BEHIND	RK	TIME	BEHIND	RK		TIME	BEHIND		RK	POINTS	RANK	TIME	BEHIND
1	3 RIBBER Jarl Magnus	NOR	0:10			125.20			3	22:19.9		0.0	1				
Cumulative Time	3:00.2	+1.2	3	5:40.2	+0.3	2	8:36.1	0.0	1	11:20.8	+0.8	3	14:18.3	+0.6	2		
Sector Time	2:50.2	+10.0	15	2:40.0	+4.8	18	2:55.9	+6.7	24	2:44.7	+7.9	33	2:57.5	+20.1	27		
Cumulative Time	17:04.4	+0.4	2	19:52.9	+1.0	3	22:19.9	0.0	1								
Sector Time	2:46.1	20	20	2:48.5	+5.4	9	2:27.0	+0.2	2								
2	1 ILVES Kristjan	EST	0:00			127.70			1	22:20.3		+0.4	2				
Cumulative Time	3:01.2	+2.2	4	5:40.6	+0.7	3	8:36.9	+0.8	3	11:20.0	0.0	1	14:19.5	+1.8	4		
Sector Time	3:01.2	+21.0	40	2:39.4	+4.2	=14	2:56.3	+7.1	27	2:43.1	+6.3	25	2:59.5	+22.1	=32		
Cumulative Time	17:04.8	+0.8	3	19:53.5	+1.6	4	22:20.3	+0.4	2								
Sector Time	2:45.3	17	17	2:48.7	+5.6	10	2:26.8	0.0	1								
3	2 LAMPARTER Johannes	AUT	0:05			126.40			2	22:23.1		+3.2	3				
Cumulative Time	3:01.7	+2.7	5	5:41.4	+1.5	5	8:37.4	+1.3	4	11:21.3	+1.3	4	14:18.9	+1.2	3		
Sector Time	2:56.7	+16.5	=30	2:39.7	+4.5	16	2:56.0	+6.8	=25	2:43.9	+7.1	=28	2:57.6	+20.2	28		
Cumulative Time	17:05.3	+1.3	4	19:52.5	+0.6	2	22:23.1	+3.2	3								
Sector Time	2:46.4	23	23	2:47.2	+4.1	7	2:30.6	+3.8	6								
4	5 RETTENEGGER Stefan	AUT	0:12			124.70			5	22:26.7		+6.8	4				
Cumulative Time	2:59.0	0.0	1	5:39.9	0.0	1	8:36.7	+0.6	2	11:20.4	+0.4	2	14:17.7	0.0	1		
Sector Time	2:47.0	+6.8	10	2:40.9	+5.7	=23	2:56.8	+7.6	=28	2:43.7	+6.9	27	2:57.3	+19.9	26		
Cumulative Time	17:04.0	0.0	1	19:51.9	0.0	1	22:26.7	+6.8	4								
Sector Time	2:46.3	22	22	2:47.9	+4.8	8	2:34.8	+8.0	17								
5	8 RYDZEK Johannes	GER	0:34			119.20			8	22:47.8		+27.9	5				
Cumulative Time	3:19.7	+20.7	6	6:00.3	+20.4	6	8:52.8	+16.7	6	11:38.6	+18.6	6	14:34.3	+16.6	6		
Sector Time	2:45.7	+5.5	7	2:40.6	+5.4	20	2:52.5	+3.3	9	2:45.8	+9.0	34	2:55.7	+18.3	15		
Cumulative Time	17:18.6	+14.6	6	20:10.6	+18.7	6	22:47.8	+27.9	5								
Sector Time	2:44.3	16	16	2:52.0	+8.9	14	2:37.2	+10.4	=24								
6	13 GRAABAK Joergen	NOR	0:57			113.40			13	22:51.3		+31.4	6				
Cumulative Time	3:46.8	+47.8	11	6:27.5	+47.6	9	9:20.6	+44.5	7	12:03.9	+43.9	8	15:00.0	+42.3	9		
Sector Time	2:49.8	+9.6	14	2:40.7	+5.5	21	2:53.1	+3.9	10	2:43.3	+6.5	26	2:56.1	+18.7	=19		
Cumulative Time	17:38.8	+34.8	9	20:22.0	+30.1	9	22:51.3	+31.4	6								
Sector Time	2:38.8	=6	6	2:43.2	+0.1	=2	2:29.3	+2.5	3								
7	4 RETTENEGGER Thomas	AUT	0:10			125.10			4	22:51.5		+31.6	7				
Cumulative Time	2:59.5	+0.5	2	5:40.9	+1.0	4	8:37.9	+1.8	5	11:21.8	+1.8	5	14:20.0	+2.3	5		
Sector Time	2:49.5	+9.3	13	2:41.4	+6.2	26	2:57.0	+7.8	=31	2:43.9	+7.1	=28	2:58.2	+20.8	=29		
Cumulative Time	17:05.7	+1.7	5	20:05.6	+13.7	5	22:51.5	+31.6	7								
Sector Time	2:45.7	=18	18	2:59.9	+16.8	29	2:45.9	+19.1	41								
8	11 HEROLA Ilkka	FIN	0:54			114.10			11	22:53.2		+33.3	8				
Cumulative Time	3:46.0	+47.0	10	6:28.4	+48.5	11	9:21.8	+45.7	9	12:03.6	+43.6	7	14:59.2	+41.5	8		
Sector Time	2:52.0	+11.8	21	2:42.4	+7.2	30	2:53.4	+4.2	12	2:41.8	+5.0	=16	2:55.6	+18.2	=13		
Cumulative Time	17:39.3	+35.3	10	20:22.7	+30.8	10	22:53.2	+33.3	8								
Sector Time	2:40.1	=9	9	2:43.4	+0.3	4	2:30.5	+3.7	5								
9	16 OFTEBRO Jens Luraas	NOR	1:10			110.30			16	22:53.4		+33.5	9				
Cumulative Time	3:50.2	+51.2	14	6:28.8	+48.9	12	9:22.5	+46.4	=11	12:04.3	+44.3	9	14:57.8	+40.1	7		
Sector Time	2:40.2	0.0	1	2:38.6	+3.4	11	2:53.7	+4.5	14	2:41.8	+5.0	=16	2:53.5	+16.1	7		
Cumulative Time	17:38.1	+34.1	7	20:21.3	+29.4	7	22:53.4	+33.5	9								
Sector Time	2:40.3	=11	11	2:43.2	+0.1	=2	2:32.1	+5.3	9								

10 FEB 2024 / Otepää (EST) / 4171

Timing and Data Service by Swiss Timing

www.fis-ski.com

FIS Timing Provider

NC2324SWRACP07\NC2324SWRACP07SMIN31CCR1_77B4 v1.0

Report Created SAT 10 FEB 2024 17:02


Page 1/6

FIS Title Sponsor



Event Sponsors






Competition Analysis

RANK	BIB NAME	NSA						TIME DIFFERENCE		SKI JUMPING		TIME			RANK
		1.2 / 7.5 km		2.5 / 8.7 km		3.7 / 10.0 km		POINTS	RANK	5.0 km			6.2 km		
		TIME	BEHIND	RK	TIME	BEHIND	RK			TIME	BEHIND	RK			
10	10 FAISST Manuel	GER						0:50	115.30	10	22:55.6	+35.7			10
Cumulative Time	3:47.5	+48.5	12	6:27.9	+48.0	10	9:21.9	+45.8	10	12:04.7	+44.7	10	15:00.7	+43.0	11
Sector Time	2:57.5	+17.3	32	2:40.4	+5.2	19	2:54.0	+4.8	15	2:42.8	+6.0	23	2:56.0	+18.6	=17
Cumulative Time	17:38.5	+34.5	8	20:21.6	+29.7	8	22:55.6	+35.7	10						
Sector Time	2:37.8	3	3	2:43.1	0.0	1	2:34.0	+7.2	15						
11	15 BJOERNSTAD Espen	NOR						1:09	110.40	15	23:11.0	+51.1			11
Cumulative Time	3:52.8	+53.8	15	6:30.2	+50.3	15	9:27.2	+51.1	17	12:07.2	+47.2	16	15:03.3	+45.6	16
Sector Time	2:43.8	+3.6	=3	2:37.4	+2.2	6	2:57.0	+7.8	=31	2:40.0	+3.2	10	2:56.1	+18.7	=19
Cumulative Time	17:40.9	+36.9	14	20:37.2	+45.3	13	23:11.0	+51.1	11						
Sector Time	2:37.6	2	2	2:56.3	+13.2	18	2:33.8	+7.0	14						
12	9 WEBER Terence	GER						0:42	117.30	9	23:11.1	+51.2			12
Cumulative Time	3:43.8	+44.8	9	6:29.2	+49.3	13	9:22.5	+46.4	=11	12:05.5	+45.5	12	15:01.1	+43.4	12
Sector Time	3:01.8	+21.6	=42	2:45.4	+10.2	45	2:53.3	+4.1	11	2:43.0	+6.2	24	2:55.6	+18.2	=13
Cumulative Time	17:39.7	+35.7	11	20:31.1	+39.2	11	23:11.1	+51.2	12						
Sector Time	2:38.6	5	5	2:51.4	+8.3	13	2:40.0	+13.2	30						
13	27 GEIGER Vinzenz	GER						1:50	100.20	27	23:11.2	+51.3			13
Cumulative Time	4:40.6	+1:41.6	28	7:19.3	+1:39.4	30	10:09.9	+1:33.8	=27	12:46.7	+1:26.7	21	15:24.1	+1:06.4	18
Sector Time	2:50.6	+10.4	17	2:38.7	+3.5	12	2:50.6	+1.4	5	2:36.8	0.0	1	2:37.4	0.0	1
Cumulative Time	17:57.1	+53.1	18	20:41.5	+49.6	15	23:11.2	+51.3	13						
Sector Time	2:33.0	1	1	2:44.4	+1.3	5	2:29.7	+2.9	4						
14	18 MALACINSKI Niklas	USA						1:12	109.60	18	23:11.2	+51.3			14
Cumulative Time	3:55.8	+56.8	18	6:31.0	+51.1	17	9:25.6	+49.5	15	12:06.8	+46.8	15	15:02.0	+44.3	14
Sector Time	2:43.8	+3.6	=3	2:35.2	0.0	1	2:54.6	+5.4	17	2:41.2	+4.4	15	2:55.2	+17.8	=11
Cumulative Time	17:40.2	+36.2	12	20:36.6	+44.7	12	23:11.2	+51.3	14						
Sector Time	2:38.2	4	4	2:56.4	+13.3	19	2:34.6	+7.8	16						
15	7 FRITZ Martin	AUT						0:29	120.50	7	23:13.9	+54.0			15
Cumulative Time	3:24.8	+25.8	7	6:15.1	+35.2	7	9:21.1	+45.0	8	12:05.1	+45.1	11	15:00.3	+42.6	10
Sector Time	2:55.8	+15.6	28	2:50.3	+15.1	49	3:06.0	+16.8	42	2:44.0	+7.2	=30	2:55.2	+17.8	=11
Cumulative Time	17:40.6	+36.6	13	20:37.9	+46.0	14	23:13.9	+54.0	15						
Sector Time	2:40.3	=11	11	2:57.3	+14.2	21	2:36.0	+9.2	22						
16	17 MACH David	GER						1:10	110.20	17	23:29.2	+1:09.3			16
Cumulative Time	3:53.6	+54.6	16	6:30.6	+50.7	16	9:26.3	+50.2	16	12:06.4	+46.4	14	15:02.7	+45.0	15
Sector Time	2:43.6	+3.4	2	2:37.0	+1.8	3	2:55.7	+6.5	=22	2:40.1	+3.3	=11	2:56.3	+18.9	=21
Cumulative Time	17:41.5	+37.5	15	20:48.0	+56.1	16	23:29.2	+1:09.3	16						
Sector Time	2:38.8	=6	6	3:06.5	+23.4	39	2:41.2	+14.4	33						
17	32 SCHMID Julian	GER						1:57	98.40	32	23:29.5	+1:09.6			17
Cumulative Time	4:41.2	+1:42.2	30	7:18.5	+1:38.6	27	10:08.2	+1:32.1	25	12:47.1	+1:27.1	22	15:29.6	+1:11.9	20
Sector Time	2:44.2	+4.0	5	2:37.3	+2.1	5	2:49.7	+0.5	3	2:38.9	+2.1	5	2:42.5	+5.1	2
Cumulative Time	18:11.9	+1:07.9	20	20:56.7	+1:04.8	19	23:29.5	+1:09.6	17						
Sector Time	2:42.3	=14	14	2:44.8	+1.7	6	2:32.8	+6.0	12						
18	6 REHRL Franz-Josef	AUT						0:27	120.90	6	23:30.6	+1:10.7			18
Cumulative Time	3:25.5	+26.5	8	6:15.7	+35.8	8	9:23.2	+47.1	13	12:05.9	+45.9	13	15:01.7	+44.0	13
Sector Time	2:58.5	+18.3	36	2:50.2	+15.0	48	3:07.5	+18.3	45	2:42.7	+5.9	=21	2:55.8	+18.4	16
Cumulative Time	17:42.4	+38.4	16	20:48.7	+56.8	17	23:30.6	+1:10.7	18						
Sector Time	2:40.7	13	13	3:06.3	+23.2	38	2:41.9	+15.1	=34						





Competition Analysis

RANK	BIB NAME	NSA		TIME DIFFERENCE		SKI JUMPING		TIME			TIME BEHIND			RANK	
						POINTS	RANK								
						1.2 / 7.5 km									2.5 / 8.7 km
TIME	BEHIND	RK	TIME	BEHIND	RK	TIME	BEHIND	RK	TIME	BEHIND	RK	TIME	BEHIND	RK	
19	12 YAMAMOTO Ryota	JPN		0:56		113.70	12	23:36.7			+1:16.8			19	
Cumulative Time	3:47.9	+48.9	13	6:29.8	+49.9	14	9:23.3	+47.2	14	12:07.6	+47.6	17	15:03.9	+46.2	17
Sector Time	2:51.9	+11.7	20	2:41.9	+6.7	=27	2:53.5	+4.3	13	2:44.3	+7.5	32	2:56.3	+18.9	=21
Cumulative Time	17:44.0	+40.0	17	20:54.2	+1:02.3	18	23:36.7	+1:16.8	19						
Sector Time	2:40.1	=9	9	3:10.2	+27.1	42	2:42.5	+15.7	=37						
20	31 SKOGLUND Aleksander	NOR		1:54		99.10	31	23:43.1			+1:23.2			20	
Cumulative Time	4:39.0	+1:40.0	24	7:17.4	+1:37.5	24	10:06.8	+1:30.7	21	12:46.3	+1:26.3	20	15:29.2	+1:11.5	19
Sector Time	2:45.0	+4.8	6	2:38.4	+3.2	10	2:49.4	+0.2	2	2:39.5	+2.7	6	2:42.9	+5.5	3
Cumulative Time	18:11.5	+1:07.5	19	21:02.1	+1:10.2	20	23:43.1	+1:23.2	20						
Sector Time	2:42.3	=14	14	2:50.6	+7.5	11	2:41.0	+14.2	32						
21	20 THANNHEIMER Wendelin	GER		1:21		107.40	20	23:48.9			+1:29.0			21	
Cumulative Time	4:19.0	+1:20.0	20	7:02.5	+1:22.6	19	10:05.0	+1:28.9	19	12:47.4	+1:27.4	24	15:32.5	+1:14.8	21
Sector Time	2:58.0	+17.8	=34	2:43.5	+8.3	=32	3:02.5	+13.3	38	2:42.4	+5.6	19	2:45.1	+7.7	4
Cumulative Time	18:12.2	+1:08.2	21	21:06.4	+1:14.5	21	23:48.9	+1:29.0	21						
Sector Time	2:39.7	=8	8	2:54.2	+11.1	15	2:42.5	+15.7	=37						
22	14 LOOMIS Benjamin	USA		1:08		110.80	14	24:06.1			+1:46.2			22	
Cumulative Time	3:54.9	+55.9	17	6:32.0	+52.1	18	9:37.1	+1:01.0	18	12:26.7	+1:06.7	18	15:32.8	+1:15.1	22
Sector Time	2:46.9	+6.7	9	2:37.1	+1.9	4	3:05.1	+15.9	41	2:49.6	+12.8	42	3:06.1	+28.7	43
Cumulative Time	18:25.4	+1:21.4	24	21:30.9	+1:39.0	24	24:06.1	+1:46.2	22						
Sector Time	2:52.6	=40	40	3:05.5	+22.4	35	2:35.2	+8.4	=18						
23	28 HIRVONEN Eero	FIN		1:50		100.10	28	24:06.4			+1:46.5			23	
Cumulative Time	4:38.4	+1:39.4	23	7:18.2	+1:38.3	26	10:07.4	+1:31.3	22	12:45.9	+1:25.9	19	15:42.9	+1:25.2	26
Sector Time	2:48.4	+8.2	12	2:39.8	+4.6	17	2:49.2	0.0	1	2:38.5	+1.7	4	2:57.0	+19.6	=24
Cumulative Time	18:29.8	+1:25.8	27	21:30.6	+1:38.7	23	24:06.4	+1:46.5	23						
Sector Time	2:46.9	=25	25	3:00.8	+17.7	30	2:35.8	+9.0	21						
24	22 BAUD Matteo	FRA		1:31		105.00	22	24:07.3			+1:47.4			24	
Cumulative Time	4:26.5	+1:27.5	21	7:05.9	+1:26.0	21	10:07.5	+1:31.4	23	12:47.3	+1:27.3	23	15:37.9	+1:20.2	24
Sector Time	2:55.5	+15.3	27	2:39.4	+4.2	=14	3:01.6	+12.4	37	2:39.8	+3.0	=8	2:50.6	+13.2	6
Cumulative Time	18:24.9	+1:20.9	23	21:30.1	+1:38.2	22	24:07.3	+1:47.4	24						
Sector Time	2:47.0	=26	26	3:05.2	+22.1	33	2:37.2	+10.4	=24						
25	23 ANDERSEN Espen	NOR		1:36		103.80	23	24:09.1			+1:49.2			25	
Cumulative Time	4:39.6	+1:40.6	25	7:18.9	+1:39.0	28	10:09.9	+1:33.8	=27	12:47.8	+1:27.8	25	15:37.2	+1:19.5	23
Sector Time	3:03.6	+23.4	47	2:39.3	+4.1	13	2:51.0	+1.8	6	2:37.9	+1.1	2	2:49.4	+12.0	5
Cumulative Time	18:24.4	+1:20.4	22	21:31.6	+1:39.7	25	24:09.1	+1:49.2	25						
Sector Time	2:47.2	=28	28	3:07.2	+24.1	40	2:37.5	+10.7	26						
26	19 NIITYKOSKI Otto	FIN		1:17		108.40	19	24:11.5			+1:51.6			26	
Cumulative Time	4:18.3	+1:19.3	19	7:03.0	+1:23.1	20	10:05.6	+1:29.5	20	12:48.3	+1:28.3	27	15:43.0	+1:25.3	27
Sector Time	3:01.3	+21.1	41	2:44.7	+9.5	43	3:02.6	+13.4	39	2:42.7	+5.9	=21	2:54.7	+17.3	10
Cumulative Time	18:29.2	+1:25.2	26	21:32.2	+1:40.3	26	24:11.5	+1:51.6	26						
Sector Time	2:46.2	=21	21	3:03.0	+19.9	32	2:39.3	+12.5	29						
27	30 TILLER Simen	NOR		1:53		99.40	30	24:12.4			+1:52.5			27	
Cumulative Time	4:39.8	+1:40.8	26	7:17.8	+1:37.9	25	10:08.1	+1:32.0	24	12:47.9	+1:27.9	26	15:42.3	+1:24.6	25
Sector Time	2:46.8	+6.6	8	2:38.0	+2.8	8	2:50.3	+1.1	4	2:39.8	+3.0	=8	2:54.4	+17.0	8
Cumulative Time	18:28.8	+1:24.8	25	21:34.1	+1:42.2	27	24:12.4	+1:52.5	27						
Sector Time	2:46.5	=24	24	3:05.3	+22.2	34	2:38.3	+11.5	27						






Competition Analysis

RANK	BIB NAME	NSA						TIME DIFFERENCE		SKI JUMPING		TIME			RANK
		1.2 / 7.5 km		2.5 / 8.7 km		3.7 / 10.0 km		POINTS	RANK	5.0 km			6.2 km		
		TIME	BEHIND	RK	TIME	BEHIND	RK			TIME	BEHIND	RK	TIME	BEHIND	
28	33 COSTA Samuel	ITA						2:04	96.80	33	24:36.8	+2:16.9		28	
Cumulative Time	5:08.0	+2:09.0	36	7:50.3	+2:10.4	34	10:45.2	+2:09.1	32	13:27.8	+2:07.8	33	16:26.5	+2:08.8	31
Sector Time	3:04.0	+23.8	48	2:42.3	+7.1	29	2:54.9	+5.7	18	2:42.6	+5.8	20	2:58.7	+21.3	31
Cumulative Time	19:15.0	+2:11.0	31	22:06.0	+2:14.1	30	24:36.8	+2:16.9	28						
Sector Time	2:48.5		34	2:51.0	+7.9	12	2:30.8	+4.0	7						
29	24 GREIDERER Lukas	AUT						1:38	103.20	24	24:37.7	+2:17.8		29	
Cumulative Time	4:40.2	+1:41.2	27	7:17.0	+1:37.1	23	10:09.2	+1:33.1	26	12:48.9	+1:28.9	29	15:52.8	+1:35.1	28
Sector Time	3:02.2	+22.0	44	2:36.8	+1.6	2	2:52.2	+3.0	8	2:39.7	+2.9	7	3:03.9	+26.5	41
Cumulative Time	18:46.9	+1:42.9	28	21:58.7	+2:06.8	28	24:37.7	+2:17.8	29						
Sector Time	2:54.1		44	3:11.8	+28.7	=43	2:39.0	+12.2	28						
30	29 VRHOVNIK Vid	SLO						1:53	99.50	29	24:41.3	+2:21.4		30	
Cumulative Time	4:40.9	+1:41.9	29	7:19.2	+1:39.3	29	10:10.4	+1:34.3	29	12:48.8	+1:28.8	28	15:53.3	+1:35.6	29
Sector Time	2:47.9	+7.7	11	2:38.3	+3.1	9	2:51.2	+2.0	7	2:38.4	+1.6	3	3:04.5	+27.1	42
Cumulative Time	18:47.3	+1:43.3	29	21:59.4	+2:07.5	29	24:41.3	+2:21.4	30						
Sector Time	2:54.0		43	3:12.1	+29.0	45	2:41.9	+15.1	=34						
31	34 REPONEN Perttu	FIN						2:04	96.60	34	24:43.1	+2:23.2		31	
Cumulative Time	5:06.8	+2:07.8	34	7:50.7	+2:10.8	35	10:46.4	+2:10.3	34	13:28.3	+2:08.3	34	16:28.0	+2:10.3	33
Sector Time	3:02.8	+22.6	45	2:43.9	+8.7	38	2:55.7	+6.5	=22	2:41.9	+5.1	18	2:59.7	+22.3	34
Cumulative Time	19:15.6	+2:11.6	33	22:11.1	+2:19.2	32	24:43.1	+2:23.2	31						
Sector Time	2:47.6		31	2:55.5	+12.4	17	2:32.0	+5.2	8						
32	35 WATABE Akito	JPN						2:08	95.80	35	24:44.7	+2:24.8		32	
Cumulative Time	5:06.0	+2:07.0	33	7:51.7	+2:11.8	37	10:48.6	+2:12.5	37	13:29.4	+2:09.4	36	16:25.8	+2:08.1	30
Sector Time	2:58.0	+17.8	=34	2:45.7	+10.5	46	2:56.9	+7.7	30	2:40.8	+4.0	13	2:56.4	+19.0	23
Cumulative Time	19:14.6	+2:10.6	30	22:12.0	+2:20.1	33	24:44.7	+2:24.8	32						
Sector Time	2:48.8		35	2:57.4	+14.3	22	2:32.7	+5.9	11						
33	37 KOSTNER Aaron	ITA						2:12	94.70	37	24:46.1	+2:26.2		33	
Cumulative Time	5:08.7	+2:09.7	37	7:50.0	+2:10.1	33	10:47.3	+2:11.2	35	13:27.4	+2:07.4	32	16:27.2	+2:09.5	32
Sector Time	2:56.7	+16.5	=30	2:41.3	+6.1	25	2:57.3	+8.1	33	2:40.1	+3.3	=11	2:59.8	+22.4	35
Cumulative Time	19:15.4	+2:11.4	32	22:10.4	+2:18.5	31	24:46.1	+2:26.2	33						
Sector Time	2:48.2		33	2:55.0	+11.9	16	2:35.7	+8.9	20						
34	36 BUZZI Raffaele	ITA						2:11	94.90	36	24:58.3	+2:38.4		34	
Cumulative Time	5:07.5	+2:08.5	35	7:51.3	+2:11.4	36	10:48.1	+2:12.0	36	13:29.1	+2:09.1	35	16:30.5	+2:12.8	37
Sector Time	2:56.5	+16.3	29	2:43.8	+8.6	=36	2:56.8	+7.6	=28	2:41.0	+4.2	14	3:01.4	+24.0	39
Cumulative Time	19:16.2	+2:12.2	34	22:15.3	+2:23.4	34	24:58.3	+2:38.4	34						
Sector Time	2:45.7		=18	2:59.1	+16.0	28	2:43.0	+16.2	39						
35	25 BREGL Gasper	SLO						1:44	101.80	25	25:08.4	+2:48.5		35	
Cumulative Time	4:41.9	+1:42.9	31	7:19.8	+1:39.9	31	10:24.6	+1:48.5	30	13:14.8	+1:54.8	30	16:28.9	+2:11.2	34
Sector Time	2:57.9	+17.7	33	2:37.9	+2.7	7	3:04.8	+15.6	40	2:50.2	+13.4	=43	3:14.1	+36.7	45
Cumulative Time	19:16.4	+2:12.4	35	22:19.3	+2:27.4	35	25:08.4	+2:48.5	35						
Sector Time	2:47.5		30	3:02.9	+19.8	31	2:49.1	+22.3	44						
36	26 HEINIS Marco	FRA						1:49	100.40	26	25:15.0	+2:55.1		36	
Cumulative Time	4:42.9	+1:43.9	32	7:31.5	+1:51.6	32	10:45.8	+2:09.7	33	13:29.8	+2:09.8	37	16:29.7	+2:12.0	35
Sector Time	2:53.9	+13.7	24	2:48.6	+13.4	47	3:14.3	+25.1	49	2:44.0	+7.2	=30	2:59.9	+22.5	36
Cumulative Time	19:16.7	+2:12.7	36	22:22.6	+2:30.7	36	25:15.0	+2:55.1	36						
Sector Time	2:47.0		=26	3:05.9	+22.8	36	2:52.4	+25.6	46						





Competition Analysis

RANK	BIB NAME	NSA	TIME DIFFERENCE		SKI JUMPING		TIME			RANK		
					POINTS	RANK	TIME					
							5.0 km		6.2 km			
1.2 / 7.5 km		2.5 / 8.7 km		3.7 / 10.0 km								
	TIME	BEHIND	RK	TIME	BEHIND	RK	TIME	BEHIND	RK	TIME	BEHIND	RK
37	21 MUELLER Pascal	SUI	1:24		106.70	21	25:20.6			+3:00.7		37
Cumulative Time	4:27.4	+1:28.4	22	7:12.6	+1:32.7	22	10:25.2	+1:49.1	31	13:15.4	+1:55.4	31
Sector Time	3:03.4	+23.2	46	2:45.2	+10.0	44	3:12.6	+23.4	48	2:50.2	+13.4	=43
Cumulative Time	19:17.3	+2:13.3	37	22:31.6	+2:39.7	37	25:20.6	+3:00.7	37			
Sector Time	2:47.4		29	3:14.3	+31.2	46	2:49.0	+22.2	43			
38	46 MAEKIAHO Arttu	FIN	2:47		85.90	46	25:21.1			+3:01.2		38
Cumulative Time	5:37.5	+2:38.5	43	8:21.0	+2:41.1	45	11:16.1	+2:40.0	43	14:02.2	+2:42.2	43
Sector Time	2:50.5	+10.3	16	2:43.5	+8.3	=32	2:55.1	+5.9	20	2:46.1	+9.3	=37
Cumulative Time	19:50.4	+2:46.4	42	22:48.8	+2:56.9	42	25:21.1	+3:01.2	38			
Sector Time	2:50.0		=36	2:58.4	+15.3	=24	2:32.3	+5.5	10			
39	44 TYRODE Mael	FRA	2:42		87.10	44	25:22.5			+3:02.6		39
Cumulative Time	5:33.6	+2:34.6	40	8:17.6	+2:37.7	40	11:13.1	+2:37.0	40	14:01.7	+2:41.7	42
Sector Time	2:51.6	+11.4	19	2:44.0	+8.8	39	2:55.5	+6.3	21	2:48.6	+11.8	40
Cumulative Time	19:48.9	+2:44.9	40	22:47.3	+2:55.4	41	25:22.5	+3:02.6	39			
Sector Time	2:52.7		41	2:58.4	+15.3	=24	2:35.2	+8.4	=18			
40	39 BLONDEAU Gael	FRA	2:21		92.50	39	25:23.1			+3:03.2		40
Cumulative Time	5:20.2	+2:21.2	38	8:04.0	+2:24.1	38	11:03.7	+2:27.6	39	13:55.5	+2:35.5	38
Sector Time	2:59.2	+19.0	37	2:43.8	+8.6	=36	2:59.7	+10.5	36	2:51.8	+15.0	45
Cumulative Time	19:48.0	+2:44.0	39	22:46.6	+2:54.7	40	25:23.1	+3:03.2	40			
Sector Time	2:50.0		=36	2:58.6	+15.5	=26	2:36.5	+9.7	23			
41	43 SCHUMANN Stephen	USA	2:42		87.30	43	25:28.3			+3:08.4		41
Cumulative Time	5:34.2	+2:35.2	41	8:18.6	+2:38.7	41	11:13.6	+2:37.5	41	13:59.8	+2:39.8	40
Sector Time	2:52.2	+12.0	=22	2:44.4	+9.2	41	2:55.0	+5.8	19	2:46.2	+9.4	39
Cumulative Time	19:47.7	+2:43.7	38	22:46.3	+2:54.4	39	25:28.3	+3:08.4	41			
Sector Time	2:50.9		38	2:58.6	+15.5	=26	2:42.0	+15.2	36			
42	38 YACHI Sora	JPN	2:20		92.80	38	25:33.4			+3:13.5		42
Cumulative Time	5:21.0	+2:22.0	39	8:04.5	+2:24.6	39	11:03.0	+2:26.9	38	13:56.0	+2:36.0	39
Sector Time	3:01.0	+20.8	39	2:43.5	+8.3	=32	2:58.5	+9.3	35	2:53.0	+16.2	48
Cumulative Time	19:49.2	+2:45.2	41	22:45.9	+2:54.0	38	25:33.4	+3:13.5	42			
Sector Time	2:51.9		39	2:56.7	+13.6	20	2:47.5	+20.7	42			
43	48 KIMURA Kodai	JPN	3:20		77.80	48	25:55.9			+3:36.0		43
Cumulative Time	6:11.1	+3:12.1	47	8:55.3	+3:15.4	48	11:49.6	+3:13.5	47	14:35.7	+3:15.7	47
Sector Time	2:51.1	+10.9	18	2:44.2	+9.0	40	2:54.3	+5.1	16	2:46.1	+9.3	=37
Cumulative Time	20:24.7	+3:20.7	45	23:22.4	+3:30.5	44	25:55.9	+3:36.0	43			
Sector Time	2:53.0		42	2:57.7	+14.6	23	2:33.5	+6.7	13			
44	45 MARIOTTI Domenico	ITA	2:46		86.10	45	26:03.6			+3:43.7		44
Cumulative Time	5:38.2	+2:39.2	46	8:19.1	+2:39.2	42	11:17.1	+2:41.0	44	14:03.1	+2:43.1	44
Sector Time	2:52.2	+12.0	=22	2:40.9	+5.7	=23	2:58.0	+8.8	34	2:46.0	+9.2	36
Cumulative Time	19:50.6	+2:46.6	43	23:06.5	+3:14.6	43	26:03.6	+3:43.7	44			
Sector Time	2:48.0		32	3:15.9	+32.8	47	2:57.1	+30.3	47			
45	40 PAZOUT Ondrej	CZE	2:32		89.80	40	26:24.6			+4:04.7		45
Cumulative Time	5:38.0	+2:39.0	44	8:19.9	+2:40.0	44	11:28.6	+2:52.5	45	14:20.7	+3:00.7	45
Sector Time	3:06.0	+25.8	49	2:41.9	+6.7	=27	3:08.7	+19.5	46	2:52.1	+15.3	=46
Cumulative Time	20:32.0	+3:28.0	47	23:43.8	+3:51.9	47	26:24.6	+4:04.7	45			
Sector Time	2:54.8		46	3:11.8	+28.7	=43	2:40.8	+14.0	31			





Competition Analysis

RANK	BIB NAME	NSA						TIME DIFFERENCE		SKI JUMPING		TIME			RANK
		1.2 / 7.5 km		2.5 / 8.7 km		3.7 / 10.0 km		POINTS	RANK	5.0 km			6.2 km		
		TIME	BEHIND	RK	TIME	BEHIND	RK			TIME	BEHIND	RK	TIME	BEHIND	
46	42 ANDREWS Grant	USA						2:38	88.30	42	26:32.4	+4:12.5			46
Cumulative Time	5:38.1	+2:39.1	45	8:21.6	+2:41.7	46	11:34.0	+2:57.9	46	14:22.7	+3:02.7	46	17:35.9	+3:18.2	46
Sector Time	3:00.1	+19.9	38	2:43.5	+8.3	=32	3:12.4	+23.2	47	2:48.7	+11.9	41	3:13.2	+35.8	44
Cumulative Time	20:31.6	+3:27.6	46	23:40.7	+3:48.8	45	26:32.4	+4:12.5	46						
Sector Time	2:55.7		47	3:09.1	+26.0	41	2:51.7	+24.9	45						
47	41 YAMAMOTO Yuya	JPN						2:33	89.50	41	26:39.2	+4:19.3			47
Cumulative Time	5:34.8	+2:35.8	42	8:19.3	+2:39.4	43	11:15.3	+2:39.2	42	14:01.2	+2:41.2	41	17:02.2	+2:44.5	43
Sector Time	3:01.8	+21.6	=42	2:44.5	+9.3	42	2:56.0	+6.8	=25	2:45.9	+9.1	35	3:01.0	+23.6	37
Cumulative Time	20:03.3	+2:59.3	44	23:41.3	+3:49.4	46	26:39.2	+4:19.3	47						
Sector Time	3:01.1		49	3:38.0	+54.9	48	2:57.9	+31.1	48						
48	49 RAKPAROV Chingiz	KAZ						3:26	76.30	49	27:03.6	+4:43.7			48
Cumulative Time	6:20.5	+3:21.5	49	9:03.5	+3:23.6	49	12:10.8	+3:34.7	49	15:02.9	+3:42.9	49	18:17.6	+3:59.9	49
Sector Time	2:54.5	+14.3	25	2:43.0	+7.8	31	3:07.3	+18.1	=43	2:52.1	+15.3	=46	3:14.7	+37.3	47
Cumulative Time	21:14.3	+4:10.3	49	24:20.3	+4:28.4	48	27:03.6	+4:43.7	48						
Sector Time	2:56.7		48	3:06.0	+22.9	37	2:43.3	+16.5	40						
Did not Finish															
	47 VYTRVAL Jan	CZE													
Cumulative Time	6:12.9	+3:13.9	48	8:53.7	+3:13.8	47	12:01.0	+3:24.9	48	14:55.3	+3:35.3	48	18:11.1	+3:53.4	48
Sector Time	2:54.9	+14.7	26	2:40.8	+5.6	22	3:07.3	+18.1	=43	2:54.3	+17.5	49	3:15.8	+38.4	48
Cumulative Time	21:05.7	+4:01.7	48												
Sector Time	2:54.6		45												

Legend					
=	Equal sign indicates that two or more competitors share the same rank	NSA	NSA Code	PF	Photo Finish

10 FEB 2024 / Otepää (EST) / 4171

Timing and Data Service by Swiss Timing

www.fis-ski.com

FIS Timing Provider

NC2324SWRACP07\NC2324SWRACP07SMIN31CCR1_77B4 v1.0

Report Created SAT 10 FEB 2024 17:02

Page 6/6

FIS Title Sponsor



Event Sponsors

