

Competition Analysis

Course Information:	Name:: Men 10km	Height Difference (HD): 35m	Maximum Climb (MC): 26m
	Total Climb (TC): 300m	Course Length: 2500	Number of Laps: 4

RANK	BIB NAME	NSA						TIME DIFFERENCE			SKI JUMPING			TIME			TIME BEHIND		RANK
		1.3 / 7.5 km		2.5 / 8.8 km		3.8 / 10.0 km		5.0 km			6.3 km								
		TIME	BEHIND	RK	TIME	BEHIND	RK	TIME	BEHIND	RK	POINTS	RANK	TIME	BEHIND	RK	TIME	BEHIND	RK	
1	2 LAMPARTER Johannes	AUT						0:05	138.80	2	22:32.0	0.0		1					
Cumulative Time	2:32.6	+5.2	2	5:32.1	+0.5	2	8:08.9	0.0	1	11:23.0	0.0	1	13:52.0	+0.6	2				
Sector Time	2:27.6	+12.4	26	2:59.5	+4.2	10	2:36.8	+19.3	=49	3:14.1	+14.8	40	2:29.0	+3.2	10				
Cumulative Time	17:00.7	+0.5	2	19:40.7	+0.7	2	22:32.0	0.0	1										
Sector Time	3:08.7	22	22	2:40.0	+20.7	46	2:51.3	+1.2	2										
2	1 RETTENEGGER Stefan	AUT						0:00	140.10	1	22:41.2	+9.2		2					
Cumulative Time	2:27.4	0.0	1	5:31.6	0.0	1	8:09.4	+0.5	2	11:23.4	+0.4	2	13:51.4	0.0	1				
Sector Time	2:27.4	+12.2	25	3:04.2	+8.9	29	2:37.8	+20.3	53	3:14.0	+14.7	=38	2:28.0	+2.2	8				
Cumulative Time	17:00.2	0.0	1	19:40.0	0.0	1	22:41.2	+9.2	2										
Sector Time	3:08.8	23	23	2:39.8	+20.5	=44	3:01.2	+11.1	18										
3	4 ILVES Kristjan	EST						0:37	130.80	4	23:40.0	+1:08.0		3					
Cumulative Time	3:06.9	+39.5	4	6:20.6	+49.0	3	8:49.5	+40.6	3	12:02.0	+39.0	4	14:37.6	+46.2	4				
Sector Time	2:29.9	+14.7	41	3:13.7	+18.4	51	2:28.9	+11.4	20	3:12.5	+13.2	=24	2:35.6	+9.8	=27				
Cumulative Time	18:05.5	+1:05.3	5	20:44.9	+1:04.9	5	23:40.0	+1:08.0	3										
Sector Time	3:27.9	51	51	2:39.4	+20.1	=42	2:55.1	+5.0	7										
4	8 RYDZEK Johannes	GER						1:06	123.70	8	23:40.2	+1:08.2		4					
Cumulative Time	3:30.5	+1:03.1	7	6:38.6	+1:07.0	5	9:07.4	+58.5	5	12:19.6	+56.6	5	14:45.4	+54.0	5				
Sector Time	2:24.5	+9.3	17	3:08.1	+12.8	=39	2:28.8	+11.3	19	3:12.2	+12.9	20	2:25.8	0.0	1				
Cumulative Time	18:05.9	+1:05.7	6	20:44.7	+1:04.7	4	23:40.2	+1:08.2	4										
Sector Time	3:20.5	37	37	2:38.8	+19.5	=37	2:55.5	+5.4	8										
5	15 OFTEBRO Jens Luraas	NOR						1:55	111.30	15	23:40.9	+1:08.9		5					
Cumulative Time	4:16.1	+1:48.7	13	7:17.0	+1:45.4	13	9:46.8	+1:37.9	14	12:52.9	+1:29.9	13	15:22.8	+1:31.4	13				
Sector Time	2:21.1	+5.9	7	3:00.9	+5.6	=13	2:29.8	+12.3	=31	3:06.1	+6.8	10	2:29.9	+4.1	=14				
Cumulative Time	18:28.1	+1:27.9	13	20:47.6	+1:07.6	13	23:40.9	+1:08.9	5										
Sector Time	3:05.3	3	3	2:19.5	+0.2	=2	2:53.3	+3.2	=3										
6	17 HEROLA Ilkka	FIN						2:02	109.60	17	23:41.4	+1:09.4		6					
Cumulative Time	4:17.2	+1:49.8	=16	7:17.9	+1:46.3	15	9:46.2	+1:37.3	13	12:54.2	+1:31.2	16	15:24.1	+1:32.7	16				
Sector Time	2:15.2	0.0	1	3:00.7	+5.4	12	2:28.3	+10.8	15	3:08.0	+8.7	12	2:29.9	+4.1	=14				
Cumulative Time	18:28.6	+1:28.4	14	20:48.1	+1:08.1	14	23:41.4	+1:09.4	6										
Sector Time	3:04.5	2	2	2:19.5	+0.2	=2	2:53.3	+3.2	=3										
7	5 YAMAMOTO Ryota	JPN						0:52	127.00	5	23:41.9	+1:09.9		7					
Cumulative Time	3:30.2	+1:02.8	6	6:40.3	+1:08.7	9	9:09.6	+1:00.7	10	12:21.7	+58.7	11	14:49.2	+57.8	11				
Sector Time	2:38.2	+23.0	53	3:10.1	+14.8	43	2:29.3	+11.8	=27	3:12.1	+12.8	19	2:27.5	+1.7	5				
Cumulative Time	18:07.8	+1:07.6	11	20:45.8	+1:05.8	=8	23:41.9	+1:09.9	7										
Sector Time	3:18.6	=32	32	2:38.0	+18.7	34	2:56.1	+6.0	10										
8	12 GREIDERER Lukas	AUT						1:18	120.50	12	23:44.3	+1:12.3		8					
Cumulative Time	3:44.5	+1:17.1	12	6:49.6	+1:18.0	12	9:18.8	+1:09.9	11	12:21.3	+58.3	10	14:48.5	+57.1	9				
Sector Time	2:26.5	+11.3	20	3:05.1	+9.8	=31	2:29.2	+11.7	26	3:02.5	+3.2	5	2:27.2	+1.4	4				
Cumulative Time	18:06.6	+1:06.4	8	20:45.4	+1:05.4	7	23:44.3	+1:12.3	8										
Sector Time	3:18.1	31	31	2:38.8	+19.5	=37	2:58.9	+8.8	=14										
9	14 SCHMID Julian	GER						1:46	113.60	14	23:46.0	+1:14.0		9					
Cumulative Time	4:17.2	+1:49.8	=16	7:18.3	+1:46.7	16	9:48.1	+1:39.2	16	12:54.7	+1:31.7	17	15:24.0	+1:32.6	15				
Sector Time	2:31.2	+16.0	46	3:01.1	+5.8	15	2:29.8	+12.3	=31	3:06.6	+7.3	11	2:29.3	+3.5	=11				
Cumulative Time	18:27.8	+1:27.6	12	20:47.1	+1:07.1	12	23:46.0	+1:14.0	9										
Sector Time	3:03.8	1	1	2:19.3	0.0	1	2:58.9	+8.8	=14										

17 MAR 2024 / Trondheim (NOR) / 4186

Timing and Data Service by Swiss Timing

www.fis-ski.com

FIS Timing Provider

NC2324SWRACP10\NC2324SWRACP10SMIN31CCR1_77B4 v1.0

Report Created SUN 17 MAR 2024 16:49


Page 1/7

FIS Title Sponsor



Event Sponsors






Competition Analysis

RANK	BIB NAME	NSA						TIME DIFFERENCE		SKI JUMPING		TIME			RANK
		1.3 / 7.5 km		2.5 / 8.8 km		3.8 / 10.0 km		POINTS	RANK	5.0 km			6.3 km		
		TIME	BEHIND	RK	TIME	BEHIND	RK			TIME	BEHIND	RK	TIME	BEHIND	
10	3 REHRL Franz-Josef	AUT						0:36	131.20	3	23:48.0	+1:16.0			10
Cumulative Time	3:06.3	+38.9	3	6:21.1	+49.5	4	8:50.1	+41.2	4	12:01.5	+38.5	3	14:37.1	+45.7	3
Sector Time	2:30.3	+15.1	42	3:14.8	+19.5	53	2:29.0	+11.5	=21	3:11.4	+12.1	14	2:35.6	+9.8	=27
Cumulative Time	18:05.1	+1:04.9	3	20:45.2	+1:05.2	6	23:48.0	+1:16.0	10						
Sector Time	3:28.0		52	2:40.1	+20.8	47	3:02.8	+12.7	24						
11	7 MACH David	GER						1:03	124.40	7	23:50.6	+1:18.6			11
Cumulative Time	3:31.2	+1:03.8	8	6:39.1	+1:07.5	6	9:08.1	+59.2	6	12:20.1	+57.1	7	14:46.7	+55.3	7
Sector Time	2:28.2	+13.0	=30	3:07.9	+12.6	38	2:29.0	+11.5	=21	3:12.0	+12.7	18	2:26.6	+0.8	3
Cumulative Time	18:06.0	+1:05.8	7	20:45.8	+1:05.8	=8	23:50.6	+1:18.6	11						
Sector Time	3:19.3		35	2:39.8	+20.5	=44	3:04.8	+14.7	25						
12	10 TILLER Simen	NOR						1:13	121.80	10	23:52.0	+1:20.0			12
Cumulative Time	3:41.0	+1:13.6	10	6:41.1	+1:09.5	10	9:08.4	+59.5	7	12:20.0	+57.0	6	14:45.9	+54.5	6
Sector Time	2:28.0	+12.8	=27	3:00.1	+4.8	11	2:27.3	+9.8	14	3:11.6	+12.3	15	2:25.9	+0.1	2
Cumulative Time	18:05.3	+1:05.1	4	20:44.4	+1:04.4	3	23:52.0	+1:20.0	12						
Sector Time	3:19.4		36	2:39.1	+19.8	40	3:07.6	+17.5	28						
13	6 RETTENEGGER Thomas	AUT						0:58	125.70	6	23:55.7	+1:23.7			13
Cumulative Time	3:29.6	+1:02.2	5	6:39.5	+1:07.9	7	9:08.5	+59.6	8	12:20.4	+57.4	8	14:48.0	+56.6	8
Sector Time	2:31.6	+16.4	49	3:09.9	+14.6	42	2:29.0	+11.5	=21	3:11.9	+12.6	=16	2:27.6	+1.8	6
Cumulative Time	18:07.0	+1:06.8	9	20:46.3	+1:06.3	10	23:55.7	+1:23.7	13						
Sector Time	3:19.0		34	2:39.3	+20.0	41	3:09.4	+19.3	34						
14	9 BJOERNSTAD Espen	NOR						1:07	123.40	9	24:00.7	+1:28.7			14
Cumulative Time	3:31.8	+1:04.4	9	6:39.9	+1:08.3	8	9:09.0	+1:00.1	9	12:20.9	+57.9	9	14:48.8	+57.4	10
Sector Time	2:24.8	+9.6	18	3:08.1	+12.8	=39	2:29.1	+11.6	25	3:11.9	+12.6	=16	2:27.9	+2.1	7
Cumulative Time	18:07.4	+1:07.2	10	20:46.4	+1:06.4	11	24:00.7	+1:28.7	14						
Sector Time	3:18.6		=32	2:39.0	+19.7	39	3:14.3	+24.2	40						
15	16 HIRVONEN Eero	FIN						1:59	110.30	16	24:17.3	+1:45.3			15
Cumulative Time	4:16.5	+1:49.1	14	7:17.4	+1:45.8	14	9:47.5	+1:38.6	15	12:53.2	+1:30.2	14	15:22.1	+1:30.7	12
Sector Time	2:17.5	+2.3	2	3:00.9	+5.6	=13	2:30.1	+12.6	35	3:05.7	+6.4	9	2:28.9	+3.1	9
Cumulative Time	18:29.8	+1:29.6	15	21:06.1	+1:26.1	16	24:17.3	+1:45.3	15						
Sector Time	3:07.7		20	2:36.3	+17.0	32	3:11.2	+21.1	37						
16	13 WEBER Terence	GER						1:42	114.50	13	24:28.1	+1:56.1			16
Cumulative Time	4:16.6	+1:49.2	15	7:18.7	+1:47.1	17	9:48.7	+1:39.8	17	12:53.7	+1:30.7	15	15:23.3	+1:31.9	14
Sector Time	2:34.6	+19.4	51	3:02.1	+6.8	=21	2:30.0	+12.5	34	3:05.0	+5.7	=7	2:29.6	+3.8	13
Cumulative Time	18:30.4	+1:30.2	16	20:59.2	+1:19.2	15	24:28.1	+1:56.1	16						
Sector Time	3:07.1		=17	2:28.8	+9.5	8	3:28.9	+38.8	50						
17	36 GEIGER Vinzenz	GER						3:05	93.90	36	24:42.9	+2:10.9			17
Cumulative Time	5:27.9	+3:00.5	35	8:23.2	+2:51.6	=32	10:40.7	+2:31.8	29	13:40.7	+2:17.7	28	16:14.3	+2:22.9	17
Sector Time	2:22.9	+7.7	=12	2:55.3	0.0	1	2:17.5	0.0	=1	3:00.0	+0.7	4	2:33.6	+7.8	22
Cumulative Time	19:21.8	+2:21.6	20	21:49.6	+2:09.6	17	24:42.9	+2:10.9	17						
Sector Time	3:07.5		19	2:27.8	+8.5	4	2:53.3	+3.2	=3						
18	24 MALACINSKI Niklas	USA						2:28	103.10	24	24:43.2	+2:11.2			18
Cumulative Time	4:54.6	+2:27.2	24	7:56.4	+2:24.8	23	10:25.8	+2:16.9	21	13:39.1	+2:16.1	22	16:17.6	+2:26.2	=27
Sector Time	2:26.6	+11.4	21	3:01.8	+6.5	=18	2:29.4	+11.9	=29	3:13.3	+14.0	30	2:38.5	+12.7	42
Cumulative Time	19:24.1	+2:23.9	29	21:53.1	+2:13.1	=27	24:43.2	+2:11.2	18						
Sector Time	3:06.5		=13	2:29.0	+9.7	=9	2:50.1	0.0	1						






Competition Analysis

RANK	BIB NAME	NSA						TIME DIFFERENCE		SKI JUMPING		TIME			RANK
		1.3 / 7.5 km		2.5 / 8.8 km		3.8 / 10.0 km		POINTS	RANK	5.0 km			6.3 km		
		TIME	BEHIND	RK	TIME	BEHIND	RK			TIME	BEHIND	RK	TIME	BEHIND	
19	37 REPONEN Perttu	FIN						3:06	93.70	37	24:46.1	+2:14.1			19
Cumulative Time	5:28.9	+3:01.5	38	8:24.3	+2:52.7	37	10:42.7	+2:33.8	33	13:47.7	+2:24.7	33	16:17.0	+2:25.6	25
Sector Time	2:22.9	+7.7	=12	2:55.4	+0.1	=2	2:18.4	+0.9	3	3:05.0	+5.7	=7	2:29.3	+3.5	=11
Cumulative Time	19:22.5	+2:22.3	23	21:51.7	+2:11.7	23	24:46.1	+2:14.1	19						
Sector Time	3:05.5	=4	4	2:29.2	+9.9	14	2:54.4	+4.3	6						
20	34 FAISST Manuel	GER						2:49	97.80	34	24:46.7	+2:14.7			20
Cumulative Time	5:18.8	+2:51.4	33	8:22.6	+2:51.0	31	10:41.9	+2:33.0	31	13:41.3	+2:18.3	30	16:16.5	+2:25.1	23
Sector Time	2:29.8	+14.6	=39	3:03.8	+8.5	=27	2:19.3	+1.8	=5	2:59.4	+0.1	2	2:35.2	+9.4	25
Cumulative Time	19:22.0	+2:21.8	21	21:51.1	+2:11.1	21	24:46.7	+2:14.7	20						
Sector Time	3:05.5	=4	4	2:29.1	+9.8	=11	2:55.6	+5.5	9						
21	27 OBERMEYR Fabio	AUT						2:34	101.70	27	24:48.9	+2:16.9			21
Cumulative Time	4:54.7	+2:27.3	=25	7:55.9	+2:24.3	22	10:24.5	+2:15.6	18	13:38.2	+2:15.2	19	16:14.8	+2:23.4	18
Sector Time	2:20.7	+5.5	6	3:01.2	+5.9	16	2:28.6	+11.1	=17	3:13.7	+14.4	=35	2:36.6	+10.8	=31
Cumulative Time	19:20.9	+2:20.7	18	21:50.6	+2:10.6	=19	24:48.9	+2:16.9	21						
Sector Time	3:06.1	=10	10	2:29.7	+10.4	16	2:58.3	+8.2	12						
22	18 FRITZ Martin	AUT						2:02	109.50	18	24:49.2	+2:17.2			22
Cumulative Time	4:34.4	+2:07.0	18	7:51.2	+2:19.6	19	10:25.0	+2:16.1	19	13:38.7	+2:15.7	21	16:15.8	+2:24.4	21
Sector Time	2:32.4	+17.2	50	3:16.8	+21.5	55	2:33.8	+16.3	43	3:13.7	+14.4	=35	2:37.1	+11.3	34
Cumulative Time	19:22.1	+2:21.9	22	21:51.2	+2:11.2	22	24:49.2	+2:17.2	22						
Sector Time	3:06.3	12	12	2:29.1	+9.8	=11	2:58.0	+7.9	11						
23	22 KOSTNER Aaron	ITA						2:19	105.40	22	24:49.2	+2:17.2			23
Cumulative Time	4:53.9	+2:26.5	23	7:55.5	+2:23.9	21	10:26.4	+2:17.5	=23	13:39.2	+2:16.2	23	16:14.9	+2:23.5	19
Sector Time	2:34.9	+19.7	52	3:01.6	+6.3	17	2:30.9	+13.4	40	3:12.8	+13.5	=28	2:35.7	+9.9	29
Cumulative Time	19:20.5	+2:20.3	17	21:50.6	+2:10.6	=19	24:49.2	+2:17.2	23						
Sector Time	3:05.6	6	6	2:30.1	+10.8	18	2:58.6	+8.5	13						
24	31 COSTA Samuel	ITA						2:46	98.60	31	24:51.2	+2:19.2			24
Cumulative Time	5:17.5	+2:50.1	31	8:23.5	+2:51.9	34	10:42.4	+2:33.5	32	13:41.7	+2:18.7	31	16:17.1	+2:25.7	26
Sector Time	2:31.5	+16.3	48	3:06.0	+10.7	35	2:18.9	+1.4	4	2:59.3	0.0	1	2:35.4	+9.6	26
Cumulative Time	19:23.7	+2:23.5	27	21:52.0	+2:12.0	24	24:51.2	+2:19.2	24						
Sector Time	3:06.6	16	16	2:28.3	+9.0	6	2:59.2	+9.1	16						
25	38 SKOGLUND Aleksander	NOR						3:08	93.10	38	24:53.7	+2:21.7			25
Cumulative Time	5:28.4	+3:01.0	37	8:23.8	+2:52.2	35	10:41.3	+2:32.4	30	13:41.2	+2:18.2	29	16:17.8	+2:26.4	30
Sector Time	2:20.4	+5.2	5	2:55.4	+0.1	=2	2:17.5	0.0	=1	2:59.9	+0.6	3	2:36.6	+10.8	=31
Cumulative Time	19:24.3	+2:24.1	30	21:53.3	+2:13.3	29	24:53.7	+2:21.7	25						
Sector Time	3:06.5	=13	13	2:29.0	+9.7	=9	3:00.4	+10.3	17						
26	23 ANDERSEN Espen	NOR						2:26	103.70	23	24:54.8	+2:22.8			26
Cumulative Time	4:54.7	+2:27.3	=25	7:56.8	+2:25.2	24	10:26.6	+2:17.7	25	13:40.2	+2:17.2	27	16:17.6	+2:26.2	=27
Sector Time	2:28.7	+13.5	33	3:02.1	+6.8	=21	2:29.8	+12.3	=31	3:13.6	+14.3	34	2:37.4	+11.6	36
Cumulative Time	19:23.3	+2:23.1	25	21:52.6	+2:12.6	25	24:54.8	+2:22.8	26						
Sector Time	3:05.7	7	7	2:29.3	+10.0	15	3:02.2	+12.1	22						
27	29 WATABE Akitō	JPN						2:35	101.40	29	24:55.5	+2:23.5			27
Cumulative Time	5:01.8	+2:34.4	30	8:16.3	+2:44.7	30	10:43.1	+2:34.2	34	13:47.3	+2:24.3	32	16:18.3	+2:26.9	32
Sector Time	2:26.8	+11.6	22	3:14.5	+19.2	52	2:26.8	+9.3	13	3:04.2	+4.9	6	2:31.0	+5.2	=16
Cumulative Time	19:25.4	+2:25.2	32	21:53.6	+2:13.6	30	24:55.5	+2:23.5	27						
Sector Time	3:07.1	=17	17	2:28.2	+8.9	5	3:01.9	+11.8	20						





Competition Analysis

RANK	BIB NAME	NSA						TIME DIFFERENCE		SKI JUMPING		TIME			RANK
		1.3 / 7.5 km		2.5 / 8.8 km		3.8 / 10.0 km		POINTS	RANK	5.0 km			6.3 km		
		TIME	BEHIND	RK	TIME	BEHIND	RK			TIME	BEHIND	RK	TIME	BEHIND	
28	28 VRHOVNIK Vid	SLO						2:34	101.60	28	24:58.7	+2:26.7			28
Cumulative Time	4:55.3	+2:27.9	=27	7:57.1	+2:25.5	25	10:26.4	+2:17.5	=23	13:39.8	+2:16.8	26	16:17.6	+2:26.2	=27
Sector Time	2:21.3	+6.1	8	3:01.8	+6.5	=18	2:29.3	+11.8	=27	3:13.4	+14.1	=31	2:37.8	+12.0	39
Cumulative Time	19:23.6	+2:23.4	26	21:53.8	+2:13.8	31	24:58.7	+2:26.7	28						
Sector Time	3:06.0		9	2:30.2	+10.9	19	3:04.9	+14.8	26						
29	26 BAUD Matteo	FRA						2:30	102.50	26	25:05.2	+2:33.2			29
Cumulative Time	4:52.6	+2:25.2	20	7:55.0	+2:23.4	20	10:25.4	+2:16.5	20	13:37.7	+2:14.7	18	16:15.3	+2:23.9	20
Sector Time	2:22.6	+7.4	=10	3:02.4	+7.1	=23	2:30.4	+12.9	37	3:12.3	+13.0	=21	2:37.6	+11.8	37
Cumulative Time	19:21.4	+2:21.2	19	21:50.1	+2:10.1	18	25:05.2	+2:33.2	29						
Sector Time	3:06.1	=10	10	2:28.7	+9.4	7	3:15.1	+25.0	41						
30	19 THANNHEIMER Wendelin	GER						2:06	108.70	19	25:12.5	+2:40.5			30
Cumulative Time	4:35.0	+2:07.6	19	7:50.8	+2:19.2	18	10:26.0	+2:17.1	22	13:38.6	+2:15.6	20	16:16.3	+2:24.9	22
Sector Time	2:29.0	+13.8	36	3:15.8	+20.5	54	2:35.2	+17.7	44	3:12.6	+13.3	=26	2:37.7	+11.9	38
Cumulative Time	19:22.8	+2:22.6	24	21:52.8	+2:12.8	26	25:12.5	+2:40.5	30						
Sector Time	3:06.5	=13	13	2:30.0	+10.7	17	3:19.7	+29.6	45						
31	30 FLATLA Kasper Moen	NOR						2:36	101.10	30	25:14.7	+2:42.7			31
Cumulative Time	5:01.3	+2:33.9	29	7:58.7	+2:27.1	27	10:27.1	+2:18.2	=26	13:39.4	+2:16.4	24	16:18.2	+2:26.8	31
Sector Time	2:25.3	+10.1	19	2:57.4	+2.1	7	2:28.4	+10.9	16	3:12.3	+13.0	=21	2:38.8	+13.0	43
Cumulative Time	19:24.0	+2:23.8	28	21:53.1	+2:13.1	=27	25:14.7	+2:42.7	31						
Sector Time	3:05.8		8	2:29.1	+9.8	=11	3:21.6	+31.5	47						
32	25 WALCHER Paul	AUT						2:28	103.00	25	25:24.0	+2:52.0			32
Cumulative Time	4:55.3	+2:27.9	=27	7:57.7	+2:26.1	26	10:27.1	+2:18.2	=26	13:39.6	+2:16.6	25	16:16.9	+2:25.5	24
Sector Time	2:27.3	+12.1	=23	3:02.4	+7.1	=23	2:29.4	+11.9	=29	3:12.5	+13.2	=24	2:37.3	+11.5	35
Cumulative Time	19:24.7	+2:24.5	31	21:57.5	+2:17.5	32	25:24.0	+2:52.0	32						
Sector Time	3:07.8		21	2:32.8	+13.5	25	3:26.5	+36.4	49						
33	20 HEINIS Marco	FRA						2:11	107.40	20	25:46.3	+3:14.3			33
Cumulative Time	4:53.3	+2:25.9	22	7:59.2	+2:27.6	28	10:27.8	+2:18.9	28	13:48.1	+2:25.1	34	16:26.0	+2:34.6	33
Sector Time	2:42.3	+27.1	56	3:05.9	+10.6	34	2:28.6	+11.1	=17	3:20.3	+21.0	43	2:37.9	+12.1	40
Cumulative Time	19:51.9	+2:51.7	33	22:28.5	+2:48.5	33	25:46.3	+3:14.3	33						
Sector Time	3:25.9		44	2:36.6	+17.3	33	3:17.8	+27.7	=43						
34	39 NIITYKOSKI Otto	FIN						3:11	92.30	39	25:49.9	+3:17.9			34
Cumulative Time	5:29.3	+3:01.9	39	8:24.8	+2:53.2	38	10:48.5	+2:39.6	37	14:12.5	+2:49.5	36	16:52.0	+3:00.6	36
Sector Time	2:18.3	+3.1	3	2:55.5	+0.2	4	2:23.7	+6.2	7	3:24.0	+24.7	49	2:39.5	+13.7	44
Cumulative Time	20:15.7	+3:15.5	36	22:48.2	+3:08.2	36	25:49.9	+3:17.9	34						
Sector Time	3:23.7		38	2:32.5	+13.2	=23	3:01.7	+11.6	19						
35	35 LOOMIS Benjamin	USA						2:57	95.90	35	25:51.1	+3:19.1			35
Cumulative Time	5:28.1	+3:00.7	36	8:25.3	+2:53.7	39	11:01.9	+2:53.0	39	14:16.1	+2:53.1	38	16:52.8	+3:01.4	37
Sector Time	2:31.1	+15.9	=44	2:57.2	+1.9	6	2:36.6	+19.1	47	3:14.2	+14.9	41	2:36.7	+10.9	33
Cumulative Time	20:16.9	+3:16.7	38	22:49.1	+3:09.1	37	25:51.1	+3:19.1	35						
Sector Time	3:24.1		39	2:32.2	+12.9	20	3:02.0	+11.9	21						
36	33 BUZZI Raffaele	ITA						2:48	98.10	33	25:54.1	+3:22.1			36
Cumulative Time	5:19.4	+2:52.0	34	8:24.1	+2:52.5	36	10:43.4	+2:34.5	35	13:55.7	+2:32.7	35	16:37.2	+2:45.8	34
Sector Time	2:31.4	+16.2	47	3:04.7	+9.4	30	2:19.3	+1.8	=5	3:12.3	+13.0	=21	2:41.5	+15.7	46
Cumulative Time	20:04.0	+3:03.8	34	22:47.6	+3:07.6	35	25:54.1	+3:22.1	36						
Sector Time	3:26.8		48	2:43.6	+24.3	49	3:06.5	+16.4	27						






Competition Analysis

RANK	BIB NAME	NSA						TIME DIFFERENCE		SKI JUMPING		TIME			RANK
		1.3 / 7.5 km		2.5 / 8.8 km		3.8 / 10.0 km		POINTS	RANK	5.0 km			6.3 km		
		TIME	BEHIND	RK	TIME	BEHIND	RK			TIME	BEHIND	RK	TIME	BEHIND	
37	40 GERARD Antoine	FRA						3:13	91.90	40	25:55.5	+3:23.5		37	
Cumulative Time	5:42.5	+3:15.1	40	8:44.5	+3:12.9	40	11:16.1	+3:07.2	40	14:30.1	+3:07.1	40	17:01.3	+3:09.9	38
Sector Time	2:29.5	+14.3	37	3:02.0	+6.7	20	2:31.6	+14.1	42	3:14.0	+14.7	=38	2:31.2	+5.4	18
Cumulative Time	20:13.4	+3:13.2	35	22:46.6	+3:06.6	34	25:55.5	+3:23.5	37						
Sector Time	3:12.1		27	2:33.2	+13.9	27	3:08.9	+18.8	=32						
38	32 SOLVIK Marius	NOR						2:47	98.40	32	25:57.6	+3:25.6		38	
Cumulative Time	5:18.1	+2:50.7	32	8:23.2	+2:51.6	=32	10:49.2	+2:40.3	38	14:13.0	+2:50.0	37	16:51.4	+3:00.0	35
Sector Time	2:31.1	+15.9	=44	3:05.1	+9.8	=31	2:26.0	+8.5	=9	3:23.8	+24.5	48	2:38.4	+12.6	41
Cumulative Time	20:16.3	+3:16.1	37	22:49.2	+3:09.2	38	25:57.6	+3:25.6	38						
Sector Time	3:24.9		41	2:32.9	+13.6	26	3:08.4	+18.3	=30						
39	42 SCHUMANN Stephen	USA						3:41	84.80	42	26:16.0	+3:44.0		39	
Cumulative Time	6:03.6	+3:36.2	42	9:06.9	+3:35.3	42	11:37.2	+3:28.3	42	14:50.7	+3:27.7	41	17:22.6	+3:31.2	40
Sector Time	2:22.6	+7.4	=10	3:03.3	+8.0	26	2:30.3	+12.8	36	3:13.5	+14.2	33	2:31.9	+6.1	21
Cumulative Time	20:35.3	+3:35.1	39	23:07.6	+3:27.6	39	26:16.0	+3:44.0	39						
Sector Time	3:12.7		29	2:32.3	+13.0	=21	3:08.4	+18.3	=30						
40	45 SKOGLUND Andreas	NOR						4:05	78.90	45	26:35.4	+4:03.4		40	
Cumulative Time	6:27.3	+3:59.9	45	9:31.1	+3:59.5	45	12:02.6	+3:53.7	45	15:16.0	+3:53.0	=44	17:47.3	+3:55.9	43
Sector Time	2:22.3	+7.1	9	3:03.8	+8.5	=27	2:33.5	+14.0	41	3:13.4	+14.1	=31	2:31.3	+5.5	19
Cumulative Time	21:00.3	+4:00.1	42	23:32.8	+3:52.8	41	26:35.4	+4:03.4	40						
Sector Time	3:13.0		30	2:32.5	+13.2	=23	3:02.6	+12.5	23						
41	44 SOMMERFELDT Tristan	GER						4:03	79.40	44	26:39.0	+4:07.0		41	
Cumulative Time	6:26.2	+3:58.8	44	9:29.3	+3:57.7	44	11:59.8	+3:50.9	44	15:13.5	+3:50.5	43	17:44.9	+3:53.5	42
Sector Time	2:23.2	+8.0	14	3:03.1	+7.8	25	2:30.5	+13.0	38	3:13.7	+14.4	=35	2:31.4	+5.6	20
Cumulative Time	20:56.8	+3:56.6	41	23:30.1	+3:50.1	40	26:39.0	+4:07.0	41						
Sector Time	3:11.9		26	2:33.3	+14.0	28	3:08.9	+18.8	=32						
42	49 MAEKIAHO Arttu	FIN						4:17	75.90	49	26:43.7	+4:11.7		42	
Cumulative Time	6:35.6	+4:08.2	46	9:42.2	+4:10.6	46	12:07.9	+3:59.0	46	15:18.4	+3:55.4	46	17:49.4	+3:58.0	44
Sector Time	2:18.6	+3.4	4	3:06.6	+11.3	36	2:25.7	+8.2	8	3:10.5	+11.2	13	2:31.0	+5.2	=16
Cumulative Time	21:01.8	+4:01.6	43	23:34.1	+3:54.1	42	26:43.7	+4:11.7	42						
Sector Time	3:12.4		28	2:32.3	+13.0	=21	3:09.6	+19.5	35						
43	21 BORTOLAS Iacopo	ITA						2:12	107.00	21	27:16.9	+4:44.9		43	
Cumulative Time	4:53.2	+2:25.8	21	8:02.3	+2:30.7	29	10:46.9	+2:38.0	36	14:25.6	+3:02.6	39	17:13.4	+3:22.0	39
Sector Time	2:41.2	+26.0	54	3:09.1	+13.8	41	2:44.6	+27.1	54	3:38.7	+39.4	55	2:47.8	+22.0	53
Cumulative Time	20:43.6	+3:43.4	40	23:34.9	+3:54.9	43	27:16.9	+4:44.9	43						
Sector Time	3:30.2		53	2:51.3	+32.0	52	3:42.0	+51.9	55						
44	43 BREGL Gasper	SLO						3:43	84.40	43	27:18.3	+4:46.3		44	
Cumulative Time	6:06.4	+3:39.0	43	9:17.8	+3:46.2	43	11:55.2	+3:46.3	43	15:16.0	+3:53.0	=44	18:00.8	+4:09.4	45
Sector Time	2:23.4	+8.2	15	3:11.4	+16.1	46	2:37.4	+19.9	51	3:20.8	+21.5	45	2:44.8	+19.0	52
Cumulative Time	21:26.4	+4:26.2	45	24:04.5	+4:24.5	45	27:18.3	+4:46.3	44						
Sector Time	3:25.6		43	2:38.1	+18.8	35	3:13.8	+23.7	39						
45	41 MUELLER Pascal	SUI						3:14	91.70	41	27:23.3	+4:51.3		45	
Cumulative Time	5:43.8	+3:16.4	41	8:56.0	+3:24.4	41	11:32.8	+3:23.9	41	14:53.5	+3:30.5	42	17:37.8	+3:46.4	41
Sector Time	2:29.8	+14.6	=39	3:12.2	+16.9	=49	2:36.8	+19.3	=49	3:20.7	+21.4	44	2:44.3	+18.5	51
Cumulative Time	21:03.9	+4:03.7	44	23:45.5	+4:05.5	44	27:23.3	+4:51.3	45						
Sector Time	3:26.1		47	2:41.6	+22.3	48	3:37.8	+47.7	54						





Competition Analysis

RANK	BIB NAME	NSA	TIME DIFFERENCE			SKI JUMPING		TIME			RANK				
			1.3 / 7.5 km			5.0 km		TIME BEHIND							
			TIME	BEHIND	RK	POINTS	RANK	TIME	BEHIND	RK		TIME	BEHIND	RK	
46	46 STANONIK Erazem	SLO				4:13	76.90	46	27:57.3	+5:25.3			46		
Cumulative Time	6:37.0	+4:09.6	47	9:48.6	+4:17.0	47	12:24.2	+4:15.3	47	15:47.5	+4:24.5	47	18:31.4	+4:40.0	46
Sector Time	2:24.0	+8.8	16	3:11.6	+16.3	47	2:35.6	+18.1	45	3:23.3	+24.0	47	2:43.9	+18.1	50
Cumulative Time	21:57.4	+4:57.2	46	24:36.0	+4:56.0	46	27:57.3	+5:25.3	46						
Sector Time	3:26.0	=45	45	2:38.6	+19.3	36	3:21.3	+31.2	46						
47	52 VYTRVAL Jan	CZE				4:32	72.20	52	28:22.1	+5:50.1			47		
Cumulative Time	7:01.6	+4:34.2	52	10:13.8	+4:42.2	51	12:50.5	+4:41.6	51	16:19.6	+4:56.6	51	19:03.2	+5:11.8	50
Sector Time	2:29.6	+14.4	38	3:12.2	+16.9	=49	2:36.7	+19.2	48	3:29.1	+29.8	53	2:43.6	+17.8	48
Cumulative Time	22:28.6	+5:28.4	50	25:04.3	+5:24.3	48	28:22.1	+5:50.1	47						
Sector Time	3:25.4		42	2:35.7	+16.4	31	3:17.8	+27.7	=43						
48	50 ANDREWS Grant	USA				4:19	75.30	50	28:22.9	+5:50.9			48		
Cumulative Time	6:47.3	+4:19.9	49	9:57.6	+4:26.0	49	12:33.3	+4:24.4	48	15:59.8	+4:36.8	48	18:39.8	+4:48.4	47
Sector Time	2:28.3	+13.1	32	3:10.3	+15.0	44	2:35.7	+18.2	46	3:26.5	+27.2	=50	2:40.0	+14.2	45
Cumulative Time	22:07.3	+5:07.1	47	24:52.6	+5:12.6	47	28:22.9	+5:50.9	48						
Sector Time	3:27.5		50	2:45.3	+26.0	51	3:30.3	+40.2	51						
49	54 TYRODE Mael	FRA				5:11	62.30	54	28:23.9	+5:51.9			49		
Cumulative Time	7:39.1	+5:11.7	54	10:36.0	+5:04.4	53	13:02.4	+4:53.5	52	16:18.9	+4:55.9	50	18:53.2	+5:01.8	48
Sector Time	2:28.1	+12.9	29	2:56.9	+1.6	5	2:26.4	+8.9	12	3:16.5	+17.2	42	2:34.3	+8.5	23
Cumulative Time	22:17.9	+5:17.7	48	25:13.4	+5:33.4	50	28:23.9	+5:51.9	49						
Sector Time	3:24.7		40	2:55.5	+36.2	53	3:10.5	+20.4	36						
50	53 KARHUMAA Wille	FIN				5:05	63.90	53	28:32.3	+6:00.3			50		
Cumulative Time	7:33.2	+5:05.8	53	10:40.5	+5:08.9	54	13:09.5	+5:00.6	54	16:31.7	+5:08.7	53	19:13.7	+5:22.3	51
Sector Time	2:28.2	+13.0	=30	3:07.3	+12.0	37	2:29.0	+11.5	=21	3:22.2	+22.9	46	2:42.0	+16.2	47
Cumulative Time	22:39.7	+5:39.5	51	25:19.1	+5:39.1	51	28:32.3	+6:00.3	50						
Sector Time	3:26.0	=45	45	2:39.4	+20.1	=42	3:13.2	+23.1	38						
51	51 RAKPAROV Chingiz	KAZ				4:24	74.10	51	28:38.1	+6:06.1			51		
Cumulative Time	6:54.4	+4:27.0	50	10:06.4	+4:34.8	50	12:44.1	+4:35.2	49	16:12.5	+4:49.5	49	18:56.2	+5:04.8	49
Sector Time	2:30.4	+15.2	43	3:12.0	+16.7	48	2:37.7	+20.2	52	3:28.4	+29.1	52	2:43.7	+17.9	49
Cumulative Time	22:23.6	+5:23.4	49	25:07.4	+5:27.4	49	28:38.1	+6:06.1	51						
Sector Time	3:27.4		49	2:43.8	+24.5	50	3:30.7	+40.6	52						
52	56 BLONDEAU Gael	FRA				6:06	48.50	56	28:39.6	+6:07.6			52		
Cumulative Time	8:33.3	+6:05.9	55	11:31.9	+6:00.3	56	13:57.9	+5:49.0	56	17:10.7	+5:47.7	56	19:46.8	+5:55.4	55
Sector Time	2:27.3	+12.1	=23	2:58.6	+3.3	9	2:26.0	+8.5	=9	3:12.8	+13.5	=28	2:36.1	+10.3	30
Cumulative Time	22:58.1	+5:57.9	53	25:31.5	+5:51.5	53	28:39.6	+6:07.6	52						
Sector Time	3:11.3		24	2:33.4	+14.1	29	3:08.1	+18.0	29						
53	55 KIMURA Kodai	JPN				6:05	48.80	55	28:47.6	+6:15.6			53		
Cumulative Time	8:33.8	+6:06.4	56	11:31.3	+5:59.7	55	13:57.5	+5:48.6	55	17:10.1	+5:47.1	55	19:45.2	+5:53.8	54
Sector Time	2:28.8	+13.6	34	2:57.5	+2.2	8	2:26.2	+8.7	11	3:12.6	+13.3	=26	2:35.1	+9.3	24
Cumulative Time	22:56.7	+5:56.5	52	25:31.1	+5:51.1	52	28:47.6	+6:15.6	53						
Sector Time	3:11.5		25	2:34.4	+15.1	30	3:16.5	+26.4	43						
54	48 KVAMME Jens Dahlseide	NOR				4:16	76.10	47	29:22.2	+6:50.2			54		
Cumulative Time	6:44.9	+4:17.5	48	9:55.8	+4:24.2	48	12:48.6	+4:39.7	50	16:28.7	+5:05.7	52	19:19.3	+5:27.9	52
Sector Time	2:28.9	+13.7	35	3:10.9	+15.6	45	2:52.8	+35.3	56	3:40.1	+40.8	56	2:50.6	+24.8	55
Cumulative Time	23:00.0	+5:59.8	54	25:59.3	+6:19.3	54	29:22.2	+6:50.2	54						
Sector Time	3:40.7		54	2:59.3	+40.0	55	3:22.9	+32.8	48						





Competition Analysis

RANK	BIB NAME	NSA						TIME DIFFERENCE		SKI JUMPING		TIME			TIME BEHIND			RANK
		1.3 / 7.5 km		2.5 / 8.8 km		3.8 / 10.0 km		POINTS	RANK	5.0 km			6.3 km					
		TIME	BEHIND	RK	TIME	BEHIND	RK			TIME	BEHIND	RK	TIME	BEHIND	RK			
55	47 YAMAMOTO Yuya	JPN						4:16	76.10	47	29:41.9	+7:09.9			55			
Cumulative Time	6:57.8	+4:30.4	51	10:16.7	+4:45.1	52	13:07.5	+4:58.6	53	16:38.3	+5:15.3	54	19:28.6	+5:37.2	53			
Sector Time	2:41.8	+26.6	55	3:18.9	+23.6	56	2:50.8	+33.3	55	3:30.8	+31.5	54	2:50.3	+24.5	54			
Cumulative Time	23:10.5	+6:10.3	55	26:08.7	+6:28.7	55	29:41.9	+7:09.9	55									
Sector Time	3:41.9		55	2:58.2	+38.9	54	3:33.2	+43.1	53									

Did not Finish

RANK	BIB NAME	NSA						TIME DIFFERENCE		SKI JUMPING		TIME			TIME BEHIND			RANK
		1.3 / 7.5 km		2.5 / 8.8 km		3.8 / 10.0 km		POINTS	RANK	5.0 km			6.3 km					
		TIME	BEHIND	RK	TIME	BEHIND	RK			TIME	BEHIND	RK	TIME	BEHIND	RK			
11	GRAABAK Joergen	NOR																
Cumulative Time	3:44.0	+1:16.6	11	6:49.2	+1:17.6	11	9:19.9	+1:11.0	12	12:46.4	+1:23.4	12						
Sector Time	2:28.0	+12.8	=27	3:05.2	+9.9	33	2:30.7	+13.2	39	3:26.5	+27.2	=50						
Cumulative Time																		
Sector Time																		

Legend

= Equal sign indicates that two or more competitors share the same rank

NSA NSA Code

17 MAR 2024 / Trondheim (NOR) / 4186

Timing and Data Service by Swiss Timing

www.fis-ski.com

FIS Timing Provider

NC2324SWRACP10\NC2324SWRACP10SMIN31CCR1_77B4 v1.0

Report Created SUN 17 MAR 2024 16:49

Page 7/7

FIS Title Sponsor



Event Sponsors

