



85. HAHNENKAMM RENNEN KITZBÜHEL

20. - 26. JÄNNER 2025



AUDI FIS SKI WORLD CUP 2024/25



Kitzbühel (AUT)

8th Men's Slalom

ENTRY LIST BY NSA

Number of Competitors: 72, Number of NSAs: 22

NSA	FIS Code	Name	Date of Birth	DH	FIS Points (16th of January 2025 - List 15)				AC
					SL	GS	SG		
AUS (2)	40656	McADAM Hugh	31 AUG 2000	-	25.83 (236)	24.74 (184)	134.13(1394)	428.63 (915)	
	40621	MUHLEN-SCHULTE Louis	12 MAR 1998	253.85(1457)	21.95 (113)	19.13 (59)	72.29 (474)	190.49 (318)	
AUT (8)	54063	FELLER Manuel	13 OCT 1992	999.99(1851)	0.00 (1)	4.22 (11)	999.99(3146)	962.27(1192)	
	54444	GSTREIN Fabio	14 JUN 1997	999.99(1851)	5.31 (21)	22.13 (108)	216.35(2149)	283.50 (622)	
	54170	MATT Michael	13 MAY 1993	133.92 (850)	6.91 (29)	87.68(2297)	180.08(1895)	171.30 (229)	
	54348	PERTL Adrian	22 APR 1996	999.99(1851)	11.45 (41)	20.91 (79)	149.25(1608)	147.20 (152)	
	54252	RASCHNER Dominik	23 AUG 1994	-	2.15 (11)	20.42 (74)	293.13(2513)	347.36 (794)	
	54320	SCHWARZ Marco	16 AUG 1995	13.31 (37)	0.79 (8)	7.28 (18)	2.10 (4)	2.16 (2)	
	54093	STROLZ Johannes	12 SEP 1992	26.39 (102)	6.49 (25)	62.87(1454)	36.35 (163)	2.25 (3)	
54630	STURM Joshua	6 MAY 2001	-	11.14 (40)	20.44 (75)	91.10 (737)	-		
BEL (2)	60261	MAES Sam	7 JUN 1998	-	15.58 (50)	14.97 (32)	800.90(3112)	-	
	60253	MARCHANT Armand	14 DEC 1997	284.22(1524)	8.25 (31)	53.93(1150)	110.96(1063)	241.73 (498)	
BRA (1)	422729	PINHEIRO BRAATHEN Lucas	19 APR 2000	-	3.43 (14)	3.92 (10)	23.93 (90)	230.25 (460)	
BUL (1)	92720	POPOV Albert	8 AUG 1997	999.99(1851)	5.12 (20)	30.60 (334)	731.24(3095)	604.85(1079)	
CAN (2)	104488	FOURNIER Simon	26 MAY 1997	274.31(1502)	20.00 (82)	21.29 (83)	119.21(1186)	184.82 (298)	
	103729	READ Erik	31 MAY 1991	999.99(1851)	15.67 (51)	21.64 (100)	113.97(1111)	124.77 (97)	
CRO (4)	380377	KOLEGA Samuel	15 JAN 1999	95.34 (503)	3.15 (12)	34.27 (431)	128.54(1315)	86.03 (27)	
	380401	LJUTIC Tvrtko	8 SEP 2002	74.12 (344)	22.43 (122)	39.36 (603)	57.36 (317)	148.46 (156)	
	380361	RODES Istok	27 JAN 1996	102.65 (574)	10.80 (39)	23.65 (156)	134.70(1405)	212.48 (400)	
	380335	ZUBCIC Filip	27 JAN 1993	80.60 (386)	8.78 (32)	2.82 (3)	74.60 (508)	158.34 (184)	
ESP (3)	491853	del CAMPO HERNANDEZ Juan	28 JUN 1994	999.99(1851)	18.41 (65)	34.26 (430)	240.38(2260)	707.94(1117)	
	492197	GARAY FERNANDEZ Aingeru	25 JUN 1998	427.80(1677)	21.50 (106)	26.34 (227)	298.02(2536)	340.88 (780)	
	491879	SALARICH Joaquim	2 JAN 1994	-	17.26 (59)	122.31(3266)	381.50(2769)	735.53(1131)	
EST (1)	390044	LAINE Tormis	6 AUG 2000	-	15.00 (47)	14.16 (31)	196.29(2017)	330.53 (748)	
FIN (2)	180919	HALLBERG Eduard	6 AUG 2003	204.62(1303)	13.18 (44)	20.70 (76)	132.35(1370)	366.24 (820)	
	180889	POHJOLAINEN Jesper	14 SEP 2001	139.08 (892)	19.08 (73)	25.60 (204)	99.83 (877)	174.83 (244)	
FRA (7)	6190558	AMIEZ Steven	7 SEP 1998	907.01(1836)	4.28 (15)	80.99(2060)	975.86(3141)	999.99(1198)	
	6191340	AZZOLIN Antoine	17 SEP 2003	67.76 (304)	18.02 (63)	25.31 (195)	62.76 (369)	102.60 (47)	
	6190909	DESGRIPPES Hugo	16 JAN 2000	198.63(1266)	19.40 (78)	41.59 (701)	122.34(1222)	99.20 (39)	
	193967	MUFFAT-JEANDET Victor	5 MAR 1989	48.72 (203)	13.59 (45)	20.79 (77)	66.06 (401)	35.31 (11)	
	6190403	NOEL Clement	3 MAY 1997	999.99(1851)	0.00 (1)	89.82(2373)	382.40(2774)	323.46 (729)	
	6190543	RASSAT Paco	13 NOV 1998	999.99(1851)	9.70 (37)	86.13(2239)	297.32(2533)	375.62 (837)	
	6191238	SAMBUIS Baptiste	30 JAN 2002	202.94(1289)	20.48 (87)	29.80 (314)	140.37(1492)	288.50 (637)	

Data Processing by LONGINES

www.fis-ski.com

LONGINES Timing

Generation date : SAT 25 JAN 2025

Time : 15:58

Document: C32E 1.0

www.hahnenkamm.com



Kitzbühel (AUT)

8th Men's Slalom

ENTRY LIST BY NSA

Number of Competitors: 72, Number of NSAs: 22

NSA	FIS Code	Name	Date of Birth	FIS Points (16th of January 2025 - List 15)				
				DH	SL	GS	SG	AC
GBR (3)	221223	MAJOR Billy	21 NOV 1996	616.80(1779)	13.83 (46)	119.55(3182)	661.17(3063)	756.05(1139)
	220689	RYDING Dave	5 DEC 1986	-	3.31 (13)	999.99(5519)	-	-
	221236	TAYLOR Laurie	10 FEB 1996	-	11.55 (42)	118.61(3160)	999.99(3146)	-
GER (4)	202908	HIMMELSBACH Fabian	15 JUN 1999	329.27(1591)	22.12 (116)	67.64(1622)	305.15(2562)	274.71 (590)
	202808	MEISEN Adrian	1 OCT 1997	109.82 (636)	20.78 (94)	46.97 (887)	214.43(2133)	348.48 (799)
	202451	STRASSER Linus	6 NOV 1992	129.05 (809)	0.00 (1)	34.31 (433)	158.97(1727)	79.50 (23)
	202615	TREMMELE Anton	26 NOV 1994	164.52(1090)	15.74 (52)	65.78(1552)	195.39(2014)	214.92 (405)
HUN (1)	54233	LEITGEB Richard	19 MAY 1994	-	20.68 (91)	36.92 (525)	999.99(3146)	-
ITA (6)	6292914	CANINS Matteo	2 MAR 1998	999.99(1851)	22.54 (124)	40.23 (646)	275.48(2438)	312.71 (707)
	293797	GROSS Stefano	4 SEP 1986	-	10.24 (38)	93.26(2466)	-	-
	6293252	KASTLUNGER Tobias	9 SEP 1999	75.56 (353)	12.29 (43)	22.28 (111)	49.16 (260)	73.28 (18)
	6291430	MAURBERGER Simon	20 FEB 1995	224.85(1377)	19.32 (76)	23.53 (151)	195.51(2015)	99.35 (41)
	6293764	SACCARDI Tommaso	16 JUL 2001	-	18.82 (69)	24.40 (171)	372.05(2750)	-
6293171	VINATZER Alex	22 SEP 1999	999.99(1851)	4.79 (19)	9.18 (20)	591.42(3019)	999.99(1198)	
JPN (1)	6301085	KOYAMA Takayuki	10 DEC 2001	-	21.13 (99)	70.87(1732)	147.57(1584)	218.22 (421)
KOR (1)	320266	JUNG Donghyun	1 JUN 1988	-	17.94 (62)	23.73 (160)	-	-
NOR (8)	422082	FOSS-SOLEVAAG Sebastian	13 JUL 1991	243.32(1418)	18.27 (64)	343.85(5099)	514.07(2957)	249.47 (521)
	422873	GRAHL-MADSEN Hans	14 JUL 2003	-	20.54 (89)	19.06 (58)	85.68 (650)	-
	422507	HAUGAN Timon	27 DEC 1996	221.66(1367)	0.97 (9)	6.61 (15)	347.36(2688)	632.39(1091)
	422304	KRISTOFFERSEN Henrik	2 JUL 1994	489.65(1715)	0.46 (5)	3.46 (6)	127.89(1306)	134.51 (118)
	422732	McGRATH Atle Lie	21 APR 2000	147.27 (964)	0.40 (4)	5.01 (12)	25.56 (101)	15.56 (7)
	422899	SANDVIK Oscar Andreas	12 JUL 2004	81.36 (393)	17.30 (60)	21.84 (105)	58.32 (332)	240.89 (495)
	422803	SOLBERG Eirik Hystad	14 OCT 2002	423.36(1675)	16.85 (58)	20.37 (72)	193.73(1999)	-
	422766	STEEN OLSEN Alexander	18 AUG 2001	999.99(1851)	6.51 (26)	2.94 (4)	92.57 (769)	999.99(1198)
SLO (1)	561378	MAROV Tijan	8 JUL 1998	629.85(1783)	21.04 (98)	86.79(2262)	353.57(2701)	334.31 (755)
SUI (7)	511983	AERNI Luca	27 MAR 1993	73.53 (340)	5.49 (23)	7.25 (17)	92.06 (755)	95.99 (38)
	512182	MEILLARD Loic	29 OCT 1996	68.97 (312)	0.61 (6)	0.56 (2)	2.32 (5)	25.92 (10)
	512203	NEF Tanguy	19 NOV 1996	999.99(1851)	8.87 (33)	38.31 (568)	251.22(2314)	861.24(1167)
	511899	ROCHAT Marc	18 DEC 1992	-	4.37 (16)	30.08 (323)	999.99(3146)	999.99(1198)
	512120	von GRUENIGEN Noel	17 APR 1995	123.75 (766)	16.56 (53)	38.76 (579)	99.09 (867)	108.54 (57)
	511996	YULE Daniel	18 FEB 1993	118.88 (712)	0.73 (7)	70.41(1714)	176.49(1871)	110.55 (60)
	511902	ZENHAEUSERN Ramon	4 MAY 1992	-	6.62 (27)	154.98(3897)	796.62(3108)	517.19(1018)
SWE (4)	502617	AX SWARTZ Fabian	12 FEB 2004	-	15.14 (49)	22.60 (117)	-	-
	502433	HANSSON William	19 JUN 2001	999.99(1851)	21.30 (103)	16.36 (38)	376.61(2756)	-
	502015	JAKOBSEN Kristoffer	9 SEP 1994	-	2.05 (10)	82.89(2124)	-	-
	502691	WISSTING Gustav	4 FEB 2005	-	17.53 (61)	39.23 (601)	191.69(1982)	-
USA (3)	6532592	RITCHIE Benjamin	5 SEP 2000	-	9.62 (36)	68.13(1649)	228.15(2201)	247.98 (514)
	6532163	SEYMOUR Jett	5 NOV 1998	-	9.34 (34)	64.79(1525)	90.12 (723)	249.26 (520)
	6531936	WINTERS Luke	2 APR 1997	63.20 (278)	22.55 (126)	32.64 (390)	58.92 (338)	114.80 (72)

Legend:				
-	No points	WCSL-AC	FIS World Cup Start List points for Alpine Combined	
WCSL-DH	FIS World Cup Start List points for Downhill	WCSL-GS	FIS World Cup Start List points for Giant Slalom	
WCSL-O	Overall FIS World Cup Start List points	WCSL-SG	FIS World Cup Start List points for Super-G	
WCSL-SL	FIS World Cup Start List points for Slalom			



85. HAHNENKAMM RENNEN KITZBÜHEL

20. - 26. JÄNNER 2025



AUDI FIS SKI WORLD CUP 2024/25



Kitzbühel (AUT)

8th Men's Slalom

SUN 26 JAN 2025

DRAW LIST

Start Time 10:15

Number of Competitors: 72, Number of NSAs: 22

Rank 120 in the FIS List: ANGUENOT Leo 22.38 FIS Points

No.	FIS Code	Name	NSA Code	WCSL-SL	WCSL-O	FIS SL
1	422304	KRISTOFFERSEN Henrik	NOR	601 (1)	997 (3)	0.46 (5)
2	512182	MEILLARD Loic	SUI	559 (2)	1052 (2)	0.61 (6)
3	6190403	NOEL Clement	FRA	547 (3)	547 (9)	0.00 (1)
4	422507	HAUGAN Timon	NOR	487 (4)	706 (4)	0.97 (9)
5	54063	FELLER Manuel	AUT	448 (5)	582 (7)	0.00 (1)
6	422732	McGRATH Atle Lie	NOR	421 (6)	703 (5)	0.40 (4)
7	202451	STRASSER Linus	GER	389 (7)	401 (20)	0.00 (1)
8	511996	YULE Daniel	SUI	300 (8)	300 (29)	0.73 (7)
9	220689	RYDING Dave	GBR	279 (9)	279 (33)	3.31 (13)
10	6190558	AMIEZ Steven	FRA	278 (10)	278 (34)	4.28 (15)
11	380377	KOLEGA Samuel	CRO	259 (11)	259 (38)	3.15 (12)
12	422729	PINHEIRO BRAATHEN Lucas	BRA	253 (12)	392 (21)	3.43 (14)
13	92720	POPOV Albert	BUL	244 (13)	244 (40)	5.12 (20)
14	502015	JAKOBSEN Kristoffer	SWE	224 (14)	224 (43)	2.05 (10)
15	54444	GSTREIN Fabio	AUT	221 (15)	221 (44)	5.31 (21)
16	512203	NEF Tanguy	SUI	185 (16)	185 (50)	8.87 (33)
17	54252	RASCHNER Dominik	AUT	155 (17)	169 (53)	2.15 (11)
18	54093	STROLZ Johannes	AUT	154 (18)	154 (55)	6.49 (25)
19	511899	ROCHAT Marc	SUI	151 (19)	151 (58)	4.37 (16)
20	54170	MATT Michael	AUT	138 (20)	138 (63)	6.91 (29)
21	422766	STEEN OLSEN Alexander	NOR	133 (21)	485 (10)	6.51 (26)
22	54320	SCHWARZ Marco	AUT	126 (22)	388 (22)	0.79 (8)
23	380335	ZUBCIC Filip	CRO	120 (23)	482 (12)	8.78 (32)
24	6293171	VINATZER Alex	ITA	110 (24)	297 (30)	4.79 (19)
25	511983	AERNI Luca	SUI	109 (25)	212 (47)	5.49 (23)
26	6190543	RASSAT Paco	FRA	101 (26)	101 (74)	9.70 (37)
27	60253	MARCHANT Armand	BEL	98 (27)	98 (76)	8.25 (31)
28	6532592	RITCHIE Benjamin	USA	96 (28)	96 (77)	9.62 (36)
29	54348	PERTL Adrian	AUT	91 (29)	91 (80)	11.45 (41)
30	6293252	KASTLUNGER Tobias	ITA	71 (31)	71 (92)	12.29 (43)
31	511902	ZENHAEUSERN Ramon	SUI	42 (39)	42 (111)	6.62 (27)
32	6532163	SEYMOUR Jett	USA	56 (34)	56 (98)	9.34 (34)
33	293797	GROSS Stefano	ITA	54 (35)	54 (100)	10.24 (38)
34	380361	RODES Istok	CRO	57 (33)	57 (97)	10.80 (39)
35	54630	STURM Joshua	AUT	31 (43)	35 (117)	11.14 (40)
36	221236	TAYLOR Laurie	GBR	50 (36)	50 (106)	11.55 (42)
37	180919	HALLBERG Eduard	FIN	39 (41)	39 (113)	13.18 (44)
38	193967	MUFFAT-JEANDET Victor	FRA	50 (36)	72 (91)	13.59 (45)

Kitzbühel (AUT)


8th Men's Slalom

SUN 26 JAN 2025

DRAW LIST

Start Time 10:15

Number of Competitors: 72, Number of NSAs: 22

Rank 120 in the FIS List: ANGUENOT Leo 22.38 FIS Points

No.	FIS Code	Name	NSA Code	WCSL-SL	WCSL-O	FIS SL
39	221223	MAJOR Billy	GBR	32 (42)	32 (119)	13.83 (46)
40	390044	LAINE Tormis	EST	20 (47)	55 (99)	15.00 (47)
41	502617	AX SWARTZ Fabian	SWE	46 (38)	46 (107)	15.14 (49)
42	60261	MAES Sam	BEL	28 (45)	134 (66)	15.58 (50)
43	103729	READ Erik	CAN	8 (55)	34 (118)	15.67 (51)
44	202615	TREMME Anton	GER	17 (49)	17 (133)	15.74 (52)
45	512120	von GRUENIGEN Noel	SUI	-	-	16.56 (53)
46	422803	SOLBERG Eirik Hystad	NOR	14 (51)	14 (138)	16.85 (58)
47	491879	SALARICH Joaquim	ESP	19 (48)	19 (129)	17.26 (59)
48	422899	SANDVIK Oscar Andreas	NOR	-	-	17.30 (60)
49	502691	WISSTING Gustav	SWE	12 (52)	12 (141)	17.53 (61)
50	320266	JUNG Donghyun	KOR	-	-	17.94 (62)
51	6191340	AZZOLIN Antoine	FRA	-	-	18.02 (63)
52	422082	FOSS-SOLEVAAG Sebastian	NOR	28 (45)	28 (121)	18.27 (64)
53	491853	del CAMPO HERNANDEZ Juan	ESP	16 (50)	16 (135)	18.41 (65)
54	6293764	SACCARDI Tommaso	ITA	-	-	18.82 (69)
55	180889	POHJOLAINEN Jesper	FIN	-	-	19.08 (73)
56	6291430	MAURBERGER Simon	ITA	10 (53)	10 (146)	19.32 (76)
57	6190909	DESGRIPPES Hugo	FRA	3 (57)	3 (163)	19.40 (78)
58	104488	FOURNIER Simon	CAN	-	-	20.00 (82)
59	6191238	SAMBUIS Baptiste	FRA	-	-	20.48 (87)
60	422873	GRAHL-MADSEN Hans	NOR	-	-	20.54 (89)
61	54233	LEITGEB Richard	HUN	-	-	20.68 (91)
62	202808	MEISEN Adrian	GER	-	-	20.78 (94)
63	561378	MAROV Tijan	SLO	-	-	21.04 (98)
64	6301085	KOYAMA Takayuki	JPN	-	-	21.13 (99)
65	502433	HANSSON William	SWE	-	24 (124)	21.30 (103)
66	492197	GARAY FERNANDEZ Aingeru	ESP	-	-	21.50 (106)
67	40621	MUHLEN-SCHULTE Louis	AUS	-	2 (168)	21.95 (113)
68	202908	HIMMELSBACH Fabian	GER	-	-	22.12 (116)
69	380401	LJUTIC Tvrtko	CRO	-	-	>22.43 (122)
70	6292914	CANINS Matteo	ITA	-	-	>22.54 (124)
71	6531936	WINTERS Luke	USA	-	-	>22.55 (126)
72	40656	McADAM Hugh	AUS	-	-	>25.83 (236)

Legend:	-	No points	>	Greater than 120th rank in the FIS points list	No.	Control Number
FIS SL	FIS points for Slalom (15th FIS points list 2024/25)					
WCSL-O	Overall FIS World Cup Start List points				WCSL-SL	FIS World Cup Start List points for Slalom



85. HAHNENKAMM RENNEN KITZBÜHEL

20. - 26. JÄNNER 2025



AUDI FIS SKI WORLD CUP 2024/25



Kitzbühel (AUT)

8th Men's Slalom

SUN 26 JAN 2025

START LIST RUN 1

Start Time 10:15

Number of Competitors: 72, Number of NSAs: 22

Bib	FIS Code	Name	Year of Birth	NSA Code	Time	Ski
1	422507	HAUGAN Timon	1996	NOR	_____	Van deer
2	422304	KRISTOFFERSEN Henrik	1994	NOR	_____	Van deer
3	512182	MEILLARD Loic	1996	SUI	_____	Rossignol
4	6190403	NOEL Clement	1997	FRA	_____	Dynastar
5	202451	STRASSER Linus	1992	GER	_____	Rossignol
6	422732	McGRATH Atle Lie	2000	NOR	_____	Head
7	54063	FELLER Manuel	1992	AUT	_____	Atomic
8	220689	RYDING Dave	1986	GBR	_____	Head
9	54444	GSTREIN Fabio	1997	AUT	_____	Atomic
10	6190558	AMIEZ Steven	1998	FRA	_____	Rossignol
11	380377	KOLEGA Samuel	1999	CRO	_____	Rossignol
12	502015	JAKOBSEN Kristoffer	1994	SWE	_____	Fischer
13	511996	YULE Daniel	1993	SUI	_____	Fischer
14	92720	POPOV Albert	1997	BUL	_____	Head
15	422729	PINHEIRO BRAATHEN Lucas	2000	BRA	_____	Atomic
-----break-----						
16	512203	NEF Tanguy	1996	SUI	_____	Atomic
17	54252	RASCHNER Dominik	1994	AUT	_____	Fischer
18	54093	STROLZ Johannes	1992	AUT	_____	Head
19	511899	ROCHAT Marc	1992	SUI	_____	Nordica
20	54170	MATT Michael	1993	AUT	_____	Blizzard
21	422766	STEEN OLSEN Alexander	2001	NOR	_____	Rossignol
22	54320	SCHWARZ Marco	1995	AUT	_____	Atomic
-----break-----						
23	380335	ZUBCIC Filip	1993	CRO	_____	Atomic
24	6293171	VINATZER Alex	1999	ITA	_____	Atomic
25	511983	AERNI Luca	1993	SUI	_____	Fischer
26	6190543	RASSAT Paco	1998	FRA	_____	Head
27	60253	MARCHANT Armand	1997	BEL	_____	Head
28	6532592	RITCHIE Benjamin	2000	USA	_____	Head
29	54348	PERTL Adrian	1996	AUT	_____	Atomic
30	6293252	KASTLUNGER Tobias	1999	ITA	_____	Head
-----break-----						
31	511902	ZENHAEUSERN Ramon	1992	SUI	_____	Rossignol
32	6532163	SEYMOUR Jett	1998	USA	_____	Fischer
33	293797	GROSS Stefano	1986	ITA	_____	Voelkl
34	380361	RODES Istok	1996	CRO	_____	Voelkl
35	54630	STURM Joshua	2001	AUT	_____	Atomic
36	221236	TAYLOR Laurie	1996	GBR	_____	Head
37	180919	HALLBERG Eduard	2003	FIN	_____	Fischer
38	193967	MUFFAT-JEANDET Victor	1989	FRA	_____	Salomon
39	221223	MAJOR Billy	1996	GBR	_____	Fischer
40	390044	LAINÉ Tormis	2000	EST	_____	Voelkl
41	502617	AX SWARTZ Fabian	2004	SWE	_____	Van deer
42	60261	MAES Sam	1998	BEL	_____	Voelkl

Kitzbühel (AUT)

8th Men's Slalom

SUN 26 JAN 2025

START LIST RUN 1

Start Time 10:15



Number of Competitors: 72, Number of NSAs: 22

Bib	FIS Code	Name	Year of Birth	NSA Code	Time	Ski
43	103729	READ Erik	1991	CAN		Atomic
44	202615	TREMMELE Anton	1994	GER		Nordica
45	512120	von GRUENIGEN Noel	1995	SUI		Fischer
46	422803	SOLBERG Eirik Hystad	2002	NOR		Fischer
47	491879	SALARICH Joaquim	1994	ESP		Rossignol
48	422899	SANDVIK Oscar Andreas	2004	NOR		Head
49	502691	WISSTING Gustav	2005	SWE		Fischer
50	320266	JUNG Donghyun	1988	KOR		
51	6191340	AZZOLIN Antoine	2003	FRA		Dynastar
52	422082	FOSS-SOLEVAAG Sebastian	1991	NOR		Salomon
53	491853	del CAMPO HERNANDEZ Juan	1994	ESP		Atomic
54	6293764	SACCARDI Tommaso	2001	ITA		Nordica
55	180889	POHJOLAINEN Jesper	2001	FIN		Head
56	6291430	MAURBERGER Simon	1995	ITA		Blizzard
57	6190909	DESGRIPPES Hugo	2000	FRA		Dynastar
58	104488	FOURNIER Simon	1997	CAN		Fischer
59	6191238	SAMBUIS Baptiste	2002	FRA		Rossignol
60	422873	GRAHL-MADSEN Hans	2003	NOR		Head
61	54233	LEITGEB Richard	1994	HUN		Salomon
62	202808	MEISEN Adrian	1997	GER		Fischer
63	561378	MAROVITJ Tijan	1998	SLO		
64	6301085	KOYAMA Takayuki	2001	JPN		
65	502433	HANSSON William	2001	SWE		Rossignol
66	492197	GARAY FERNANDEZ Aingeru	1998	ESP		Rossignol
67	40621	MUHLEN-SCHULTE Louis	1998	AUS		Nordica
68	202908	HIMMELSBACH Fabian	1999	GER		Nordica
69	380401	LJUTIC Tvrto	2002	CRO		Atomic
70	6292914	CANINS Matteo	1998	ITA		Nordica
71	6531936	WINTERS Luke	1997	USA		Fischer
72	40656	McADAM Hugh	2000	AUS		Rossignol

Jury

FIS Technical Delegate	MENESTRINA Daniel	ITA
Referee	WALDNER Markus	FIS
Assistant Referee	HLADNIK Janez	FIS
Chief of Race	MITTERMAYER-WEINHANDL Mario	AUT

Technical Data

Course Name	Ganslern
Start Altitude	1004m
Finish Altitude	811m
Vertical Drop	193m
Homologation Number	12647/12/17

Race Information Run 1

Course Setter	MITTER Christian	NOR
Gates/Turning Gates	60/58	
Start Time	10:15	

Race Information Run 2

Course Setter	JORIS Matteo	SUI
Gates/Turning Gates		
Start Time	13:30	

Forerunners:

Run 1:	F1 - GREBER Jakob	AUT	F2 - KAUFMANN Christian	AUT	F3 - KUCERA Josef	AUT
Run 2:	F1 - GREBER Jakob	AUT	F2 - KAUFMANN Christian	AUT	F3 - KUCERA Josef	AUT

Legend:

YB Year of Birth



85. HAHNENKAMM RENNEN KITZBÜHEL

20. - 26. JÄNNER 2025

BOSS



A1



Austrian



AUDI FIS SKI WORLD CUP 2024/25



Kitzbühel (AUT)

8th Men's Slalom

SUN 26 JAN 2025

OFFICIAL RESULTS RUN 1

Start Time 10:15

Number of Competitors: 72, Number of NSAs: 22

Rank	Bib	FIS Code	Name	YB	NSA Code	Time	Difference	Ski
1	1	422507	HAUGAN Timon	1996	NOR	51.29		Van deer
2	10	6190558	AMIEZ Steven	1998	FRA	51.36	0.07	Rossignol
3	15	422729	PINHEIRO BRAATHEN Lucas	2000	BRA	51.54	0.25	Atomic
4	4	6190403	NOEL Clement	1997	FRA	51.59	0.30	Dynastar
5	16	512203	NEF Tanguy	1996	SUI	51.78	0.49	Atomic
6	22	54320	SCHWARZ Marco	1995	AUT	51.93	0.64	Atomic
7	13	511996	YULE Daniel	1993	SUI	51.94	0.65	Fischer
8	7	54063	FELLER Manuel	1992	AUT	52.03	0.74	Atomic
9	5	202451	STRASSER Linus	1992	GER	52.05	0.76	Rossignol
10	6	422732	McGRATH Atle Lie	2000	NOR	52.10	0.81	Head
11	24	6293171	VINATZER Alex	1999	ITA	52.15	0.86	Atomic
12	26	6190543	RASSAT Paco	1998	FRA	52.26	0.97	Head
13	9	54444	GSTREIN Fabio	1997	AUT	52.28	0.99	Atomic
14	23	380335	ZUBCIC Filip	1993	CRO	52.29	1.00	Atomic
15	17	54252	RASCHNER Dominik	1994	AUT	52.38	1.09	Fischer
16	12	502015	JAKOBSEN Kristoffer	1994	SWE	52.45	1.16	Fischer
17	14	92720	POPOV Albert	1997	BUL	52.59	1.30	Head
18	36	221236	TAYLOR Laurie	1996	GBR	52.70	1.41	Head
19	18	54093	STROLZ Johannes	1992	AUT	52.72	1.43	Head
20	8	220689	RYDING Dave	1986	GBR	52.79	1.50	Head
21	31	511902	ZENHAEUSERN Ramon	1992	SUI	52.92	1.63	Rossignol
22	21	422766	STEEN OLSEN Alexander	2001	NOR	52.97	1.68	Rossignol
23	57	6190909	DESGRIPPES Hugo	2000	FRA	53.05	1.76	Dynastar
24	28	6532592	RITCHIE Benjamin	2000	USA	53.14	1.85	Head
25	3	512182	MEILLARD Loic	1996	SUI	53.20	1.91	Rossignol
26	38	193967	MUFFAT-JEANDET Victor	1989	FRA	53.22	1.93	Salomon
27	11	380377	KOLEGA Samuel	1999	CRO	53.26	1.97	Rossignol
28	19	511899	ROCHAT Marc	1992	SUI	53.33	2.04	Nordica
29	40	390044	LAINE Tormis	2000	EST	53.43	2.14	Voelkl
30	43	103729	READ Erik	1991	CAN	53.45	2.16	Atomic

DID NOT QUALIFY FOR RUN 2: 21 competitors

31	33	293797	GROSS Stefano	1986	ITA	53.58	2.29	Voelkl
32	46	422803	SOLBERG Eirik Hystad	2002	NOR	53.60	2.31	Fischer
33	58	104488	FOURNIER Simon	1997	CAN	53.68	2.39	Fischer
34	25	511983	AERNI Luca	1993	SUI	53.69	2.40	Fischer
35	37	180919	HALLBERG Eduard	2003	FIN	53.73	2.44	Fischer
36	47	491879	SALARICH Joaquim	1994	ESP	53.75	2.46	Rossignol
37	35	54630	STURM Joshua	2001	AUT	53.86	2.57	Atomic
38	41	502617	AX SWARTZ Fabian	2004	SWE	54.01	2.72	Van deer
39	56	6291430	MAURBERGER Simon	1995	ITA	54.09	2.80	Blizzard
39	44	202615	TREMMEL Anton	1994	GER	54.09	2.80	Nordica
41	34	380361	RODES Istok	1996	CRO	54.18	2.89	Voelkl
42	32	6532163	SEYMOUR Jett	1998	USA	54.21	2.92	Fischer
43	30	6293252	KASTLUNGER Tobias	1999	ITA	54.25	2.96	Head
44	45	512120	von GRUENIGEN Noel	1995	SUI	54.39	3.10	Fischer

SUN 26 JAN 2025 / Kitzbühel (AUT) / 0036

Page 1/2

Data Processing by LONGINES

www.fis-ski.com

LONGINES Timing

Generation date : SUN 26 JAN 2025

Time : 11:44

Document: C73B 1.0

www.hahnenkamm.com



Number of Competitors: 72, Number of NSAs: 22

Rank	Bib	FIS Code	Name	YB	NSA Code	Time	Difference	Ski
45	62	202808	MEISEN Adrian	1997	GER	54.45	3.16	Fischer
46	66	492197	GARAY FERNANDEZ Aingeru	1998	ESP	54.47	3.18	Rossignol
47	55	180889	POHJOLAINEN Jesper	2001	FIN	54.56	3.27	Head
47	39	221223	MAJOR Billy	1996	GBR	54.56	3.27	Fischer
49	69	380401	LJUTIC Tvrtko	2002	CRO	54.83	3.54	Atomic
50	59	6191238	SAMBUIS Baptiste	2002	FRA	55.26	3.97	Rossignol
51	64	6301085	KOYAMA Takayuki	2001	JPN	55.65	4.36	

DID NOT FINISH RUN 1: 21 competitors

2	422304	KRISTOFFERSEN Henrik	1994	NOR	Van deer
20	54170	MATT Michael	1993	AUT	Blizzard
27	60253	MARCHANT Armand	1997	BEL	Head
29	54348	PERTL Adrian	1996	AUT	Atomic
42	60261	MAES Sam	1998	BEL	Voelkl
48	422899	SANDVIK Oscar Andreas	2004	NOR	Head
49	502691	WISSTING Gustav	2005	SWE	Fischer
50	320266	JUNG Donghyun	1988	KOR	
51	6191340	AZZOLIN Antoine	2003	FRA	Dynastar
52	422082	FOSS-SOLEVAAG Sebastian	1991	NOR	Salomon
53	491853	del CAMPO HERNANDEZ Juan	1994	ESP	Atomic
54	6293764	SACCARDI Tommaso	2001	ITA	Nordica
60	422873	GRAHL-MADSEN Hans	2003	NOR	Head
61	54233	LEITGEB Richard	1994	HUN	Salomon
63	561378	MAROV Tijan	1998	SLO	
65	502433	HANSSON William	2001	SWE	Rossignol
67	40621	MUHLEN-SCHULTE Louis	1998	AUS	Nordica
68	202908	HIMMELSBACH Fabian	1999	GER	Nordica
70	6292914	CANINS Matteo	1998	ITA	Nordica
71	6531936	WINTERS Luke	1997	USA	Fischer
72	40656	McADAM Hugh	2000	AUS	Rossignol

Jury

FIS Technical Delegate	MENESTRINA Daniel	ITA
Referee	WALDNER Markus	FIS
Assistant Referee	HLADNIK Janez	FIS
Chief of Race	MITTERMAYER-WEINHANDL Mario	AUT

Technical Data

Course Name	Ganslern
Start Altitude	1004m
Finish Altitude	811m
Vertical Drop	193m
Homologation Number	12647/12/17

Race Information Run 1

Course Setter	MITTER Christian	NOR
Gates/Turning Gates	60/58	
Start Time	10:15	

Race Information Run 2

Course Setter	JORIS Matteo	SUI
Gates/Turning Gates		
Start Time	13:30	

Forerunners:

Run 1:	F1 - GREBER Jakob	AUT	F2 - KAUFMANN Christian	AUT	F3 - KUCERA Josef	AUT
Run 2:	F1 - GREBER Jakob	AUT	F2 - KAUFMANN Christian	AUT	F3 - KUCERA Josef	AUT

Conditions on course:

Run 1	MOSTLY CLOUDY	Snow:	ICY	Temperature - Start:	-1°C / 30°F	Temperature - Finish:	-1°C / 30°F
-------	---------------	-------	-----	----------------------	-------------	-----------------------	-------------

Legend:

YB	Year of Birth
----	---------------



85. HAHNENKAMM RENNEN KITZBÜHEL

20. - 26. JÄNNER 2025


BOSS



A1



Austrian



AUDI FIS SKI WORLD CUP 2024/25



8th Men's Slalom

SUN 26 JAN 2025

START LIST RUN 2

Start Time 13:30

Number of Competitors: 30, Number of NSAs: 14

Start Order	Bib	FIS Code	Name	Year of Birth	NSA Code	Run 1	Diff.	Rank	Run 2	Total	Ski
1	43	103729	READ Erik	1991	CAN	53.45	2.16	30			Atomic
2	40	390044	LAINE Tormis	2000	EST	53.43	2.14	29			Voelkl
3	19	511899	ROCHAT Marc	1992	SUI	53.33	2.04	28			Nordica
4	11	380377	KOLEGA Samuel	1999	CRO	53.26	1.97	27			Rossignol
5	38	193967	MUFFAT-JEANDET Victor	1989	FRA	53.22	1.93	26			Salomon
6	3	512182	MEILLARD Loic	1996	SUI	53.20	1.91	25			Rossignol
7	28	6532592	RITCHIE Benjamin	2000	USA	53.14	1.85	24			Head
8	57	6190909	DESGRIPPES Hugo	2000	FRA	53.05	1.76	23			Dynastar
9	21	422766	STEEN OLSEN Alexander	2001	NOR	52.97	1.68	22			Rossignol
10	31	511902	ZENHAEUSERN Ramon	1992	SUI	52.92	1.63	21			Rossignol
11	8	220689	RYDING Dave	1986	GBR	52.79	1.50	20			Head
12	18	54093	STROLZ Johannes	1992	AUT	52.72	1.43	19			Head
13	36	221236	TAYLOR Laurie	1996	GBR	52.70	1.41	18			Head
14	14	92720	POPOV Albert	1997	BUL	52.59	1.30	17			Head
15	12	502015	JAKOBSEN Kristoffer	1994	SWE	52.45	1.16	16			Fischer
----- break -----											
16	17	54252	RASCHNER Dominik	1994	AUT	52.38	1.09	15			Fischer
17	23	380335	ZUBCIC Filip	1993	CRO	52.29	1.00	14			Atomic
18	9	54444	GSTREIN Fabio	1997	AUT	52.28	0.99	13			Atomic
19	26	6190543	RASSAT Paco	1998	FRA	52.26	0.97	12			Head
20	24	6293171	VINATZER Alex	1999	ITA	52.15	0.86	11			Atomic
21	6	422732	McGRATH Atle Lie	2000	NOR	52.10	0.81	10			Head
22	5	202451	STRASSER Linus	1992	GER	52.05	0.76	9			Rossignol
----- break -----											
23	7	54063	FELLER Manuel	1992	AUT	52.03	0.74	8			Atomic
24	13	511996	YULE Daniel	1993	SUI	51.94	0.65	7			Fischer
25	22	54320	SCHWARZ Marco	1995	AUT	51.93	0.64	6			Atomic
26	16	512203	NEF Tanguy	1996	SUI	51.78	0.49	5			Atomic
27	4	6190403	NOEL Clement	1997	FRA	51.59	0.30	4			Dynastar
28	15	422729	PINHEIRO BRAATHEN Lucas	2000	BRA	51.54	0.25	3			Atomic
29	10	6190558	AMIEZ Steven	1998	FRA	51.36	0.07	2			Rossignol
30	1	422507	HAUGAN Timon	1996	NOR	51.29		1			Van deer

Jury

FIS Technical Delegate	MENESTRINA Daniel	ITA
Referee	WALDNER Markus	FIS
Assistant Referee	HLADNIK Janez	FIS
Chief of Race	MITTERMAYER-WEINHANDL Mario	AUT

Technical Data

Course Name	Ganslern
Start Altitude	1004m
Finish Altitude	811m
Vertical Drop	193m
Homologation Number	12647/12/17

Race Information Run 1

Course Setter	MITTER Christian	NOR
Gates/Turning Gates	60/58	
Start Time	10:15	

Race Information Run 2

Course Setter	JORIS Matteo	SUI
Gates/Turning Gates		
Start Time	13:30	

Forerunners:

Run 1:	F1 - GREBER Jakob	AUT	F2 - KAUFMANN Christian	AUT	F3 - KUCERA Josef	AUT
Run 2:	F1 - GREBER Jakob	AUT	F2 - KAUFMANN Christian	AUT	F3 - KUCERA Josef	AUT



85. HAHNENKAMM RENNEN KITZBÜHEL

20. - 26. JÄNNER 2025

BOSS



Austrian



AUDI FIS SKI WORLD CUP 2024/25



8th Men's Slalom

SUN 26 JAN 2025

OFFICIAL RESULTS

Start Time 13:30

Number of Competitors: 72, Number of NSAs: 22

Penalty applied: 0.00

Rank	Bib	FIS Code	Name	YB	NSA Code	Run 1		Run 2		Total	Diff.	Race Points	Ski
						Time	Rank	Time	Rank				
1	4	6190403	NOEL Clement	1997	FRA	51.59	(4)	49.90	(8)	1:41.49		0.00	Dynastar
2	24	6293171	VINATZER Alex	1999	ITA	52.15	(11)	49.43	(2)	1:41.58	0.09	0.65	Atomic
3	15	422729	PINHEIRO BRAATHEN Lucas	2000	BRA	51.54	(3)	50.14	(17)	1:41.68	0.19	1.37	Atomic
4	12	502015	JAKOBSEN Kristoffer	1994	SWE	52.45	(16)	49.25	(1)	1:41.70	0.21	1.51	Fischer
5	5	202451	STRASSER Linus	1992	GER	52.05	(9)	49.72	(4)	1:41.77	0.28	2.01	Rossignol
6	22	54320	SCHWARZ Marco	1995	AUT	51.93	(6)	49.99	(9)	1:41.92	0.43	3.09	Atomic
7	16	512203	NEF Tanguy	1996	SUI	51.78	(5)	50.15	(18)	1:41.93	0.44	3.16	Atomic
8	9	54444	GSTREIN Fabio	1997	AUT	52.28	(13)	49.67	(3)	1:41.95	0.46	3.31	Atomic
9	7	54063	FELLER Manuel	1992	AUT	52.03	(8)	49.99	(9)	1:42.02	0.53	3.81	Atomic
10	23	380335	ZUBCIC Filip	1993	CRO	52.29	(14)	49.74	(6)	1:42.03	0.54	3.88	Atomic
11	13	511996	YULE Daniel	1993	SUI	51.94	(7)	50.13	(15)	1:42.07	0.58	4.17	Fischer
12	18	54093	STROLZ Johannes	1992	AUT	52.72	(19)	49.72	(4)	1:42.44	0.95	6.83	Head
12	17	54252	RASCHNER Dominik	1994	AUT	52.38	(15)	50.06	(12)	1:42.44	0.95	6.83	Fischer
14	14	92720	POPOV Albert	1997	BUL	52.59	(17)	50.07	(13)	1:42.66	1.17	8.42	Head
15	26	6190543	RASSAT Paco	1998	FRA	52.26	(12)	50.41	(21)	1:42.67	1.18	8.49	Head
16	36	221236	TAYLOR Laurie	1996	GBR	52.70	(18)	50.10	(14)	1:42.80	1.31	9.42	Head
16	8	220689	RYDING Dave	1986	GBR	52.79	(20)	50.01	(11)	1:42.80	1.31	9.42	Head
18	57	6190909	DESGRIPPES Hugo	2000	FRA	53.05	(23)	49.84	(7)	1:42.89	1.40	10.07	Dynastar
19	38	193967	MUFFAT-JEANDET Victor	1989	FRA	53.22	(26)	50.17	(19)	1:43.39	1.90	13.67	Salomon
20	19	511899	ROCHAT Marc	1992	SUI	53.33	(28)	50.13	(15)	1:43.46	1.97	14.17	Nordica
21	43	103729	READ Erik	1991	CAN	53.45	(30)	50.17	(19)	1:43.62	2.13	15.32	Atomic
21	28	6532592	RITCHIE Benjamin	2000	USA	53.14	(24)	50.48	(22)	1:43.62	2.13	15.32	Head
23	31	511902	ZENHAEUSERN Ramon	1992	SUI	52.92	(21)	51.24	(24)	1:44.16	2.67	19.20	Rossignol
24	40	390044	LAINE Tormis	2000	EST	53.43	(29)	50.90	(23)	1:44.33	2.84	20.43	Voelkl
25	11	380377	KOLEGA Samuel	1999	CRO	53.26	(27)	51.29	(25)	1:44.55	3.06	22.01	Rossignol
26	21	422766	STEEN OLSEN Alexander	2001	NOR	52.97	(22)	52.82	(26)	1:45.79	4.30	30.93	Rossignol
27	10	6190558	AMIEZ Steven	1998	FRA	51.36	(2)	56.73	(27)	1:48.09	6.60	47.47	Rossignol

DID NOT FINISH RUN 2: 3 competitors

1	422507	HAUGAN Timon	1996	NOR									Van deer
3	512182	MEILLARD Loic	1996	SUI									Rossignol
6	422732	McGRATH Atle Lie	2000	NOR									Head

DID NOT QUALIFY FOR RUN 2: 21 competitors

33	293797	GROSS Stefano	1986	ITA	53.58	(31)							Voelkl
46	422803	SOLBERG Eirik Hystad	2002	NOR	53.60	(32)							Fischer
58	104488	FOURNIER Simon	1997	CAN	53.68	(33)							Fischer
25	511983	AERNI Luca	1993	SUI	53.69	(34)							Fischer
37	180919	HALLBERG Eduard	2003	FIN	53.73	(35)							Fischer
47	491879	SALARICH Joaquim	1994	ESP	53.75	(36)							Rossignol
35	54630	STURM Joshua	2001	AUT	53.86	(37)							Atomic
41	502617	AX SWARTZ Fabian	2004	SWE	54.01	(38)							Van deer
56	6291430	MAURBERGER Simon	1995	ITA	54.09	(39)							Blizzard
44	202615	TREMMEL Anton	1994	GER	54.09	(39)							Nordica
34	380361	RODES Istok	1996	CRO	54.18	(41)							Voelkl
32	6532163	SEYMOUR Jett	1998	USA	54.21	(42)							Fischer

SUN 26 JAN 2025 / Kitzbühel (AUT) / 0036

Page 1/2

Data Processing by LONGINES

www.fis-ski.com

LONGINES Timing

Generation date : SUN 26 JAN 2025

Time : 14:26

Document: C73C 1.0

www.hahnenkamm.com



Number of Competitors: 72, Number of NSAs: 22

Penalty applied: 0.00

Rank	Bib	FIS Code	Name	YB	NSA Code	Run 1	Run 2	Total	Diff.	Race Points	Ski
						Time Rank	Time Rank				
	30	6293252	KASTLUNGER Tobias	1999	ITA	54.25 (43)					Head
	45	512120	von GRUENIGEN Noel	1995	SUI	54.39 (44)					Fischer
	62	202808	MEISEN Adrian	1997	GER	54.45 (45)					Fischer
	66	492197	GARAY FERNANDEZ Aingeru	1998	ESP	54.47 (46)					Rossignol
	55	180889	POHJOLAINEN Jesper	2001	FIN	54.56 (47)					Head
	39	221223	MAJOR Billy	1996	GBR	54.56 (47)					Fischer
	69	380401	LJUTIC Tvrtko	2002	CRO	54.83 (49)					Atomic
	59	6191238	SAMBUIS Baptiste	2002	FRA	55.26 (50)					Rossignol
	64	6301085	KOYAMA Takayuki	2001	JPN	55.65 (51)					

DID NOT FINISH RUN 1: 21 competitors

2	422304	KRISTOFFERSEN Henrik	1994	NOR		Van deer
20	54170	MATT Michael	1993	AUT		Blizzard
27	60253	MARCHANT Armand	1997	BEL		Head
29	54348	PERTL Adrian	1996	AUT		Atomic
42	60261	MAES Sam	1998	BEL		Voelkl
48	422899	SANDVIK Oscar Andreas	2004	NOR		Head
49	502691	WISSTING Gustav	2005	SWE		Fischer
50	320266	JUNG Donghyun	1988	KOR		
51	6191340	AZZOLIN Antoine	2003	FRA		Dynastar
52	422082	FOSS-SOLEVAAG Sebastian	1991	NOR		Salomon
53	491853	del CAMPO HERNANDEZ Juan	1994	ESP		Atomic
54	6293764	SACCARDI Tommaso	2001	ITA		Nordica
60	422873	GRAHL-MADSEN Hans	2003	NOR		Head
61	54233	LEITGEB Richard	1994	HUN		Salomon
63	561378	MAROV Tijan	1998	SLO		
65	502433	HANSSON William	2001	SWE		Rossignol
67	40621	MUHLEN-SCHULTE Louis	1998	AUS		Nordica
68	202908	HIMMELSBACH Fabian	1999	GER		Nordica
70	6292914	CANINS Matteo	1998	ITA		Nordica
71	6531936	WINTERS Luke	1997	USA		Fischer
72	40656	McADAM Hugh	2000	AUS		Rossignol

Jury

FIS Technical Delegate	MENESTRINA Daniel	ITA
Referee	WALDNER Markus	FIS
Assistant Referee	HLADNIK Janez	FIS
Chief of Race	MITTERMAYER-WEINHANDL Mario	AUT

Technical Data

Course Name	Ganslern
Start Altitude	1004m
Finish Altitude	811m
Vertical Drop	193m
Homologation Number	12647/12/17

Race Information Run 1

Course Setter	MITTER Christian	NOR
Gates/Turning Gates	60/58	
Start Time	10:15	

Race Information Run 2

Course Setter	JORIS Matteo	SUI
Gates/Turning Gates	60/59	
Start Time	13:30	

Forerunners:

Run 1:	F1 - GREBER Jakob	AUT	F2 - KAUFMANN Christian	AUT	F3 - KUCERA Josef	AUT
Run 2:	F1 - GREBER Jakob	AUT	F2 - KAUFMANN Christian	AUT	F3 - KUCERA Josef	AUT

Conditions on course:

Run 1	MOSTLY CLOUDY	Snow: ICY	Temperature - Start: -1°C / 30°F	Temperature - Finish: -1°C / 30°F
Run 2	RAIN	Snow: ICY	Temperature - Start: 2°C / 36°F	Temperature - Finish: 3°C / 37°F

Legend:

YB Year of Birth



85. HAHNENKAMM RENNEN KITZBÜHEL

20. - 26. JÄNNER 2025

BOSS



A1



Austrian



AUDI FIS SKI WORLD CUP 2024/25



8th Men's Slalom

SUN 26 JAN 2025

Start Time 10:15

PENALTY CALCULATION

Best 10 at Finish

F - factor: 730

Rank	Bib	FIS Code	Name	NSA Code	FIS Points	Best 5	Race Points
1	4	6190403	NOEL Clement	FRA	0.00	0.00	0.00
2	24	6293171	VINATZER Alex	ITA	4.79		
3	15	422729	PINHEIRO BRAATHEN Lucas	BRA	3.43		
4	12	502015	JAKOBSEN Kristoffer	SWE	2.05	2.05	1.51
5	5	202451	STRASSER Linus	GER	0.00	0.00	2.01
6	22	54320	SCHWARZ Marco	AUT	0.79	0.79	3.09
7	16	512203	NEF Tanguy	SUI	8.87		
8	9	54444	GSTREIN Fabio	AUT	5.31		
9	7	54063	FELLER Manuel	AUT	0.00	0.00	3.81
10	23	380335	ZUBCIC Filip	CRO	8.78		

Best 5 FIS Points Started

Rank	Bib	FIS Code	Name	NSA Code	FIS Points
1	4	6190403	NOEL Clement	FRA	0.00
5	5	202451	STRASSER Linus	GER	0.00
9	7	54063	FELLER Manuel	AUT	0.00
DNF	6	422732	McGRATH Atle Lie	NOR	0.40
DNF	2	422304	KRISTOFFERSEN Henrik	NOR	0.46

TOTALS:

FIS Points of Best 5 Started (B)	0.86	
FIS Points of Best 5 at Finish in Top 10 (A)		2.84
Race Points of Corresponding Competitors (C)		10.42
Calculated Penalty (A+B-C):10 =>	-0.672	
Rounded	-0.67	
Category Adder	0.00	
Correction Value (Z)	0.00	
Calculated Penalty	-0.67	
Penalty Applied	0.00	

Legend:

DNF Did not finish

SUN 26 JAN 2025 / Kitzbühel (AUT) / 0036

Page 1/1

Data Processing by LONGINES

www.fis-ski.com

LONGINES Timing

Generation date : SUN 26 JAN 2025

Time : 14:28

Document: C77C 1.0

www.hahnenkamm.com





85. HAHNENKAMM RENNEN KITZBÜHEL

20. - 26. JÄNNER 2025



AUDI FIS SKI WORLD CUP 2024/25



Kitzbühel (AUT)

8th Men's Slalom

SUN 26 JAN 2025

Start Time 13:30



PERFORMANCE ANALYSIS BY RANK

Number of Competitors: 27 Number of NSAs: 14

Rank	Bib	Name Ski	NSA Code	Positions			Partials		Difference Time						
				Pos	Time	Rank	Pos	Time		Rank					
1	4	NOEL Clement Dynastar	FRA	Run 1:	Int1:	12.15	(4)	I1-I2:	16.93	(10)	0.08				
					Int2:	29.08	(5)	I2-I3:	10.40	(1)	0.40				
					Int3:	39.48	(3)	I3-Fin:	12.11	(14)	0.21				
					Fin:	51.59	(4)				0.30				
				Run 2:	Int1:	11.65	(11)	I1-I2:	16.39	(8)	0.26				
					Int2:	28.04	(8)	I2-I3:	10.10	(22)	0.40				
					Int3:	38.14	(12)	I3-Fin:	11.76	(5)	0.72				
					Fin:	49.90	(8)				0.65				
				Total:	Int1:	1:03.24	(2)				0.03				
					Int2:	1:19.63	(1)				0.00				
					Int3:	1:29.73	(1)				0.00				
					Fin:	1:41.49	(1)				0.00				
				2	24	VINATZER Alex Atomic	ITA	Run 1:	Int1:	12.43	(18)	I1-I2:	17.00	(11)	0.36
									Int2:	29.43	(10)	I2-I3:	10.67	(9)	0.75
	Int3:	40.10	(11)					I3-Fin:	12.05	(9)	0.83				
	Fin:	52.15	(11)								0.86				
Run 2:	Int1:	11.77	(20)					I1-I2:	16.05	(2)	0.38				
	Int2:	27.82	(2)					I2-I3:	9.88	(5)	0.18				
	Int3:	37.70	(2)					I3-Fin:	11.73	(4)	0.28				
	Fin:	49.43	(2)								0.18				
Total:	Int1:	1:03.92	(11)								0.71				
	Int2:	1:19.97	(6)								0.34				
	Int3:	1:29.85	(5)								0.12				
	Fin:	1:41.58	(2)								0.09				
3	15	PINHEIRO BRAATHEN Lucas Atomic	BRA					Run 1:	Int1:	12.07	(1)	I1-I2:	16.61	(1)	0.00
									Int2:	28.68	(1)	I2-I3:	10.80	(16)	0.00
					Int3:	39.48	(3)	I3-Fin:	12.06	(10)	0.21				
					Fin:	51.54	(3)				0.25				
				Run 2:	Int1:	11.75	(17)	I1-I2:	16.41	(10)	0.36				
					Int2:	28.16	(15)	I2-I3:	10.05	(18)	0.52				
					Int3:	38.21	(16)	I3-Fin:	11.93	(14)	0.79				
					Fin:	50.14	(17)				0.89				
				Total:	Int1:	1:03.29	(3)				0.08				
					Int2:	1:19.70	(2)				0.07				
					Int3:	1:29.75	(2)				0.02				
					Fin:	1:41.68	(3)				0.19				

Number of Competitors: 27 Number of NSAs: 14

Rank	Bib	Name Ski	NSA Code	Positions Pos	Positions		Partials		Difference Time		
					Time	Rank	Pos	Time		Rank	
4	12	JAKOBSEN Kristoffer Fischer	SWE	Run 1:	Int1:	12.50	(22)	I1-I2:	17.14	(14)	0.43
					Int2:	29.64	(20)	I2-I3:	10.50	(5)	0.96
					Int3:	40.14	(12)	I3-Fin:	12.31	(29)	0.87
					Fin:	52.45	(16)				1.16
				Run 2:	Int1:	11.66	(12)	I1-I2:	15.98	(1)	0.27
					Int2:	27.64	(1)	I2-I3:	9.78	(2)	0.00
					Int3:	37.42	(1)	I3-Fin:	11.83	(9)	0.00
					Fin:	49.25	(1)				0.00
				Total:	Int1:	1:04.11	(13)				0.90
					Int2:	1:20.09	(9)				0.46
					Int3:	1:29.87	(6)				0.14
					Fin:	1:41.70	(4)				0.21
				5	5	STRASSER Linus Rossignol	GER	Run 1:	Int1:	12.40	(14)
Int2:	29.24	(7)	I2-I3:						10.69	(11)	0.56
Int3:	39.93	(8)	I3-Fin:						12.12	(16)	0.66
Fin:	52.05	(9)									0.76
Run 2:	Int1:	11.61	(9)					I1-I2:	16.36	(5)	0.22
	Int2:	27.97	(5)					I2-I3:	9.81	(4)	0.33
	Int3:	37.78	(3)					I3-Fin:	11.94	(15)	0.36
	Fin:	49.72	(4)								0.47
Total:	Int1:	1:03.66	(7)								0.45
	Int2:	1:20.02	(7)								0.39
	Int3:	1:29.83	(4)								0.10
	Fin:	1:41.77	(5)								0.28
6	22	SCHWARZ Marco Atomic	AUT					Run 1:	Int1:	12.52	(24)
				Int2:	29.24	(7)	I2-I3:		10.74	(12)	0.56
				Int3:	39.98	(9)	I3-Fin:		11.95	(4)	0.71
				Fin:	51.93	(6)					0.64
				Run 2:	Int1:	11.53	(3)	I1-I2:	16.56	(16)	0.14
					Int2:	28.09	(10)	I2-I3:	10.05	(18)	0.45
					Int3:	38.14	(12)	I3-Fin:	11.85	(10)	0.72
					Fin:	49.99	(9)				0.74
				Total:	Int1:	1:03.46	(4)				0.25
					Int2:	1:20.02	(7)				0.39
					Int3:	1:30.07	(8)				0.34
					Fin:	1:41.92	(6)				0.43
				7	16	NEF Tanguy Atomic	SUI	Run 1:	Int1:	12.40	(14)
Int2:	29.18	(6)	I2-I3:						10.56	(6)	0.50
Int3:	39.74	(6)	I3-Fin:						12.04	(8)	0.47
Fin:	51.78	(5)									0.49
Run 2:	Int1:	11.77	(20)					I1-I2:	16.38	(6)	0.38
	Int2:	28.15	(14)					I2-I3:	10.09	(21)	0.51
	Int3:	38.24	(17)					I3-Fin:	11.91	(12)	0.82
	Fin:	50.15	(18)								0.90
Total:	Int1:	1:03.55	(6)								0.34
	Int2:	1:19.93	(4)								0.30
	Int3:	1:30.02	(7)								0.29
	Fin:	1:41.93	(7)								0.44

Kitzbühel (AUT)



8th Men's Slalom

SUN 26 JAN 2025

PERFORMANCE ANALYSIS BY RANK

Start Time 13:30

Number of Competitors: 27 Number of NSAs: 14

Rank	Bib	Name Ski	NSA Code	Positions Pos	Positions		Partials		Difference Time			
					Time	Rank	Pos	Time		Rank		
8	9	GSTREIN Fabio Atomic	AUT	Run 1:	Int1:	12.18	(6)	I1-I2:	17.28	(20)	0.11	
					Int2:	29.46	(12)	I2-I3:	10.56	(6)	0.78	
					Int3:	40.02	(10)	I3-Fin:	12.26	(22)	0.75	
					Fin:	52.28	(13)				0.99	
					Run 2:	Int1:	11.59	(6)	I1-I2:	16.34	(4)	0.20
						Int2:	27.93	(4)	I2-I3:	9.92	(10)	0.29
						Int3:	37.85	(5)	I3-Fin:	11.82	(7)	0.43
						Fin:	49.67	(3)				0.42
					Total:	Int1:	1:03.87	(10)				0.66
						Int2:	1:20.21	(10)				0.58
						Int3:	1:30.13	(9)				0.40
						Fin:	1:41.95	(8)				0.46
					9	7	FELLER Manuel Atomic	AUT	Run 1:	Int1:	12.35	(12)
Int2:	29.63	(18)	I2-I3:	10.63						(8)	0.95	
Int3:	40.26	(13)	I3-Fin:	11.77						(1)	0.99	
Fin:	52.03	(8)									0.74	
Run 2:	Int1:	11.75	(17)	I1-I2:						16.96	(27)	0.36
	Int2:	28.71	(25)	I2-I3:						9.57	(1)	1.07
	Int3:	38.28	(19)	I3-Fin:						11.71	(2)	0.86
	Fin:	49.99	(9)									0.74
Total:	Int1:	1:03.78	(8)									0.57
	Int2:	1:20.74	(15)									1.11
	Int3:	1:30.31	(10)									0.58
	Fin:	1:42.02	(9)									0.53
10	23	ZUBCIC Filip Atomic	CRO	Run 1:						Int1:	12.30	(10)
					Int2:	29.43	(10)	I2-I3:	10.88	(25)	0.75	
					Int3:	40.31	(14)	I3-Fin:	11.98	(5)	1.04	
					Fin:	52.29	(14)				1.00	
					Run 2:	Int1:	11.55	(5)	I1-I2:	16.54	(15)	0.16
						Int2:	28.09	(10)	I2-I3:	9.93	(11)	0.45
						Int3:	38.02	(9)	I3-Fin:	11.72	(3)	0.60
						Fin:	49.74	(6)				0.49
					Total:	Int1:	1:03.84	(9)				0.63
						Int2:	1:20.38	(11)				0.75
						Int3:	1:30.31	(10)				0.58
						Fin:	1:42.03	(10)				0.54
					11	13	YULE Daniel Fischer	SUI	Run 1:	Int1:	12.12	(3)
Int2:	28.91	(3)	I2-I3:	10.68						(10)	0.23	
Int3:	39.59	(5)	I3-Fin:	12.35						(33)	0.32	
Fin:	51.94	(7)									0.65	
Run 2:	Int1:	11.60	(7)	I1-I2:						16.40	(9)	0.21
	Int2:	28.00	(6)	I2-I3:						9.88	(5)	0.36
	Int3:	37.88	(6)	I3-Fin:						12.25	(27)	0.46
	Fin:	50.13	(15)									0.88
Total:	Int1:	1:03.54	(5)									0.33
	Int2:	1:19.94	(5)									0.31
	Int3:	1:29.82	(3)									0.09
	Fin:	1:42.07	(11)									0.58

Number of Competitors: 27 Number of NSAs: 14

Rank	Bib	Name Ski	NSA Code	Positions Pos	Positions		Partials		Difference Time		
					Time	Rank	Pos	Time		Rank	
12	18	STROLZ Johannes Head	AUT	Run 1:	Int1:	12.36	(13)	I1-I2:	17.27	(19)	0.29
					Int2:	29.63	(18)	I2-I3:	10.79	(15)	0.95
					Int3:	40.42	(18)	I3-Fin:	12.30	(26)	1.15
					Fin:	52.72	(19)				1.43
				Run 2:	Int1:	11.62	(10)	I1-I2:	16.46	(11)	0.23
					Int2:	28.08	(9)	I2-I3:	9.88	(5)	0.44
					Int3:	37.96	(7)	I3-Fin:	11.76	(5)	0.54
					Fin:	49.72	(4)				0.47
				Total:	Int1:	1:04.34	(16)				1.13
					Int2:	1:20.80	(16)				1.17
					Int3:	1:30.68	(15)				0.95
					Fin:	1:42.44	(12)				0.95
				12	17	RASCHNER Dominik Fischer	AUT	Run 1:	Int1:	12.23	(8)
Int2:	29.55	(15)	I2-I3:						10.77	(14)	0.87
Int3:	40.32	(15)	I3-Fin:						12.06	(10)	1.05
Fin:	52.38	(15)									1.09
Run 2:	Int1:	11.60	(7)					I1-I2:	16.61	(20)	0.21
	Int2:	28.21	(18)					I2-I3:	9.94	(13)	0.57
	Int3:	38.15	(14)					I3-Fin:	11.91	(12)	0.73
	Fin:	50.06	(12)								0.81
Total:	Int1:	1:03.98	(12)								0.77
	Int2:	1:20.59	(12)								0.96
	Int3:	1:30.53	(12)								0.80
	Fin:	1:42.44	(12)								0.95
14	14	POPOV Albert Head	BUL					Run 1:	Int1:	12.66	(29)
				Int2:	29.55	(15)	I2-I3:		10.81	(17)	0.87
				Int3:	40.36	(17)	I3-Fin:		12.23	(21)	1.09
				Fin:	52.59	(17)					1.30
				Run 2:	Int1:	11.73	(15)	I1-I2:	16.30	(3)	0.34
					Int2:	28.03	(7)	I2-I3:	9.94	(13)	0.39
					Int3:	37.97	(8)	I3-Fin:	12.10	(25)	0.55
					Fin:	50.07	(13)				0.82
				Total:	Int1:	1:04.32	(15)				1.11
					Int2:	1:20.62	(14)				0.99
					Int3:	1:30.56	(13)				0.83
					Fin:	1:42.66	(14)				1.17
				15	26	RASSAT Paco Head	FRA	Run 1:	Int1:	12.27	(9)
Int2:	29.65	(21)	I2-I3:						10.83	(19)	0.97
Int3:	40.48	(19)	I3-Fin:						11.78	(2)	1.21
Fin:	52.26	(12)									0.97
Run 2:	Int1:	11.89	(25)					I1-I2:	16.46	(11)	0.50
	Int2:	28.35	(20)					I2-I3:	10.03	(17)	0.71
	Int3:	38.38	(21)					I3-Fin:	12.03	(22)	0.96
	Fin:	50.41	(21)								1.16
Total:	Int1:	1:04.15	(14)								0.94
	Int2:	1:20.61	(13)								0.98
	Int3:	1:30.64	(14)								0.91
	Fin:	1:42.67	(15)								1.18

PERFORMANCE ANALYSIS BY RANK

Number of Competitors: 27 Number of NSAs: 14

Rank	Bib	Name Ski	NSA Code	Positions Pos	Positions		Partials		Difference Time		
					Time	Rank	Pos	Time		Rank	
16	36	TAYLOR Laurie Head	GBR	Run 1:	Int1:	12.42	(16)	I1-I2:	17.12	(12)	0.35
					Int2:	29.54	(14)	I2-I3:	10.95	(28)	0.86
					Int3:	40.49	(20)	I3-Fin:	12.21	(19)	1.22
					Fin:	52.70	(18)				1.41
				Run 2:	Int1:	11.78	(22)	I1-I2:	16.58	(17)	0.39
					Int2:	28.36	(21)	I2-I3:	9.88	(5)	0.72
					Int3:	38.24	(17)	I3-Fin:	11.86	(11)	0.82
					Fin:	50.10	(14)				0.85
				Total:	Int1:	1:04.48	(19)				1.27
					Int2:	1:21.06	(19)				1.43
					Int3:	1:30.94	(18)				1.21
					Fin:	1:42.80	(16)				1.31
				16	8	RYDING Dave Head	GBR	Run 1:	Int1:	12.30	(10)
Int2:	29.52	(13)	I2-I3:						10.82	(18)	0.84
Int3:	40.34	(16)	I3-Fin:						12.45	(42)	1.07
Fin:	52.79	(20)									1.50
Run 2:	Int1:	11.68	(13)					I1-I2:	16.46	(11)	0.29
	Int2:	28.14	(13)					I2-I3:	9.90	(9)	0.50
	Int3:	38.04	(11)					I3-Fin:	11.97	(16)	0.62
	Fin:	50.01	(11)								0.76
Total:	Int1:	1:04.47	(18)								1.26
	Int2:	1:20.93	(18)								1.30
	Int3:	1:30.83	(16)								1.10
	Fin:	1:42.80	(16)								1.31
18	57	DESGRIPPES Hugo Dynastar	FRA					Run 1:	Int1:	12.53	(25)
				Int2:	29.93	(24)	I2-I3:		11.09	(33)	1.25
				Int3:	41.02	(26)	I3-Fin:		12.03	(6)	1.75
				Fin:	53.05	(23)					1.76
				Run 2:	Int1:	11.39	(1)	I1-I2:	16.47	(14)	0.00
					Int2:	27.86	(3)	I2-I3:	9.97	(15)	0.22
					Int3:	37.83	(4)	I3-Fin:	12.01	(18)	0.41
					Fin:	49.84	(7)				0.59
				Total:	Int1:	1:04.44	(17)				1.23
					Int2:	1:20.91	(17)				1.28
					Int3:	1:30.88	(17)				1.15
					Fin:	1:42.89	(18)				1.40
				19	38	MUFFAT-JEANDET Victor Salomon	FRA	Run 1:	Int1:	12.80	(39)
Int2:	30.00	(25)	I2-I3:						10.87	(23)	1.32
Int3:	40.87	(25)	I3-Fin:						12.35	(33)	1.60
Fin:	53.22	(26)									1.93
Run 2:	Int1:	11.69	(14)					I1-I2:	16.59	(19)	0.30
	Int2:	28.28	(19)					I2-I3:	10.07	(20)	0.64
	Int3:	38.35	(20)					I3-Fin:	11.82	(7)	0.93
	Fin:	50.17	(19)								0.92
Total:	Int1:	1:04.91	(22)								1.70
	Int2:	1:21.50	(22)								1.87
	Int3:	1:31.57	(20)								1.84
	Fin:	1:43.39	(19)								1.90

Kitzbühel (AUT)

8th Men's Slalom

SUN 26 JAN 2025


PERFORMANCE ANALYSIS BY RANK

Start Time 13:30

Number of Competitors: 27 Number of NSAs: 14

Rank	Bib	Name Ski	NSA Code	Run	Positions			Partials		Difference Time	
					Pos	Time	Rank	Pos	Time		Rank
20	19	ROCHAT Marc Nordica	SUI	Run 1:	Int1:	12.48	(20)	I1-I2:	17.14	(14)	0.41
					Int2:	29.62	(17)	I2-I3:	11.22	(43)	0.94
					Int3:	40.84	(24)	I3-Fin:	12.49	(45)	1.57
					Fin:	53.33	(28)				2.04
				Run 2:	Int1:	11.73	(15)	I1-I2:	16.37	(6)	0.34
					Int2:	28.10	(12)	I2-I3:	9.93	(11)	0.46
					Int3:	38.03	(10)	I3-Fin:	12.10	(25)	0.61
					Fin:	50.13	(15)				0.88
				Total:	Int1:	1:05.06	(24)				1.85
					Int2:	1:21.43	(21)				1.80
					Int3:	1:31.36	(19)				1.63
					Fin:	1:43.46	(20)				1.97
				21	43	READ Erik Atomic	CAN	Run 1:	Int1:	12.84	(41)
Int2:	30.21	(31)	I2-I3:						10.84	(21)	1.53
Int3:	41.05	(27)	I3-Fin:						12.40	(39)	1.78
Fin:	53.45	(30)									2.16
Run 2:	Int1:	11.54	(4)					I1-I2:	16.62	(21)	0.15
	Int2:	28.16	(15)					I2-I3:	10.00	(16)	0.52
	Int3:	38.16	(15)					I3-Fin:	12.01	(18)	0.74
	Fin:	50.17	(19)								0.92
Total:	Int1:	1:04.99	(23)								1.78
	Int2:	1:21.61	(24)								1.98
	Int3:	1:31.61	(22)								1.88
	Fin:	1:43.62	(21)								2.13
21	28	RITCHIE Benjamin Head	USA					Run 1:	Int1:	12.49	(21)
				Int2:	30.04	(27)	I2-I3:		11.01	(30)	1.36
				Int3:	41.05	(27)	I3-Fin:		12.09	(12)	1.78
				Fin:	53.14	(24)					1.85
				Run 2:	Int1:	11.49	(2)	I1-I2:	16.68	(23)	0.10
					Int2:	28.17	(17)	I2-I3:	10.29	(25)	0.53
					Int3:	38.46	(22)	I3-Fin:	12.02	(20)	1.04
					Fin:	50.48	(22)				1.23
				Total:	Int1:	1:04.63	(20)				1.42
					Int2:	1:21.31	(20)				1.68
					Int3:	1:31.60	(21)				1.87
					Fin:	1:43.62	(21)				2.13
				23	31	ZENHAEUSERN Ramon Rossignol	SUI	Run 1:	Int1:	12.42	(16)
Int2:	30.00	(25)	I2-I3:						10.76	(13)	1.32
Int3:	40.76	(22)	I3-Fin:						12.16	(17)	1.49
Fin:	52.92	(21)									1.63
Run 2:	Int1:	11.76	(19)					I1-I2:	16.82	(24)	0.37
	Int2:	28.58	(23)					I2-I3:	10.57	(26)	0.94
	Int3:	39.15	(24)					I3-Fin:	12.09	(24)	1.73
	Fin:	51.24	(24)								1.99
Total:	Int1:	1:04.68	(21)								1.47
	Int2:	1:21.50	(22)								1.87
	Int3:	1:32.07	(23)								2.34
	Fin:	1:44.16	(23)								2.67

PERFORMANCE ANALYSIS BY RANK


Number of Competitors: 27 Number of NSAs: 14

Rank	Bib	Name Ski	NSA Code	Pos	Positions		Partials		Difference Time			
					Time	Rank	Pos	Time		Rank		
24	40	LAINÉ Tormis Voelkl	EST	Run 1:	Int1:	12.68	(30)	I1-I2:	17.58	(33)	0.61	
					Int2:	30.26	(37)	I2-I3:	10.83	(19)	1.58	
					Int3:	41.09	(29)	I3-Fin:	12.34	(30)	1.82	
					Fin:	53.43	(29)				2.14	
					Run 2:	Int1:	11.81	(23)	I1-I2:	16.84	(26)	0.42
						Int2:	28.65	(24)	I2-I3:	10.28	(24)	1.01
						Int3:	38.93	(23)	I3-Fin:	11.97	(16)	1.51
						Fin:	50.90	(23)				1.65
					Total:	Int1:	1:05.24	(25)				2.03
						Int2:	1:22.08	(25)				2.45
						Int3:	1:32.36	(24)				2.63
						Fin:	1:44.33	(24)				2.84
					25	11	KOLEGA Samuel Rossignol	CRO	Run 1:	Int1:	12.43	(18)
Int2:	30.05	(28)	I2-I3:	11.10						(34)	1.37	
Int3:	41.15	(30)	I3-Fin:	12.11						(14)	1.88	
Fin:	53.26	(27)									1.97	
Run 2:	Int1:	13.05	(26)	I1-I2:						16.82	(24)	1.66
	Int2:	29.87	(26)	I2-I3:						9.79	(3)	2.23
	Int3:	39.66	(25)	I3-Fin:						11.63	(1)	2.24
	Fin:	51.29	(25)									2.04
Total:	Int1:	1:06.31	(26)									3.10
	Int2:	1:23.13	(26)									3.50
	Int3:	1:32.92	(25)									3.19
	Fin:	1:44.55	(25)									3.06
26	21	STEEN OLSEN Alexander Rossignol	NOR	Run 1:						Int1:	12.75	(37)
					Int2:	29.92	(23)	I2-I3:	10.84	(21)	1.24	
					Int3:	40.76	(22)	I3-Fin:	12.21	(19)	1.49	
					Fin:	52.97	(22)				1.68	
					Run 2:	Int1:	13.98	(27)	I1-I2:	16.66	(22)	2.59
						Int2:	30.64	(27)	I2-I3:	10.13	(23)	3.00
						Int3:	40.77	(26)	I3-Fin:	12.05	(23)	3.35
						Fin:	52.82	(26)				3.57
					Total:	Int1:	1:06.95	(27)				3.74
						Int2:	1:23.61	(27)				3.98
						Int3:	1:33.74	(26)				4.01
						Fin:	1:45.79	(26)				4.30
					27	10	AMIEZ Steven Rossignol	FRA	Run 1:	Int1:	12.22	(7)
Int2:	28.85	(2)	I2-I3:	10.42						(2)	0.17	
Int3:	39.27	(1)	I3-Fin:	12.09						(12)	0.00	
Fin:	51.36	(2)									0.07	
Run 2:	Int1:	11.85	(24)	I1-I2:						16.58	(17)	0.46
	Int2:	28.43	(22)	I2-I3:						16.28	(27)	0.79
	Int3:	44.71	(27)	I3-Fin:						12.02	(20)	7.29
	Fin:	56.73	(27)									7.48
Total:	Int1:	1:03.21	(1)									0.00
	Int2:	1:19.79	(3)									0.16
	Int3:	1:36.07	(27)									6.34
	Fin:	1:48.09	(27)									6.60



85. HAHNENKAMM RENNEN KITZBÜHEL

20. - 26. JÄNNER 2025



AUDI FIS SKI WORLD CUP 2024/25



Kitzbühel (AUT)

8th Men's Slalom

SUN 26 JAN 2025

Start Time 13:30



PERFORMANCE ANALYSIS BY BIB

Number of Competitors: 72 Number of NSAs: 22

Bib	Name Ski	NSA Code	Positions			Partials		Difference Time					
			Pos	Time	Rank	Pos	Time		Rank				
1	HAUGAN Timon Van deer	NOR	Run 1:	Int1:	12.17	(6)	I1-I2:	16.76	(4)	0.10			
				Int2:	28.93	(4)	I2-I3:	10.45	(3)	0.25			
				Int3:	39.38	(2)	I3-Fin:	11.91	(3)	0.11			
				Fin:	51.29	(1)				0.00			
			Run 2:	Int1:			I1-I2:						
				Int2:			I2-I3:						
				Int3:			I3-Fin:						
				Fin:	DNF								
			Total:	Int1:									
				Int2:									
	Int3:												
	Fin:	DNF											
2	KRISTOFFERSEN Henrik Van deer	NOR	Run 1:	Int1:	12.11	(3)	I1-I2:			0.04			
				Int2:			I2-I3:						
				Int3:			I3-Fin:						
				Fin:	DNF								
			Total:	Int1:									
				Int2:									
				Int3:									
				Fin:	DNF								
			3	MEILLARD Loic Rossignol	SUI	Run 1:	Int1:	12.07	(1)	I1-I2:	17.65	(46)	0.00
							Int2:	29.72	(24)	I2-I3:	10.92	(28)	1.04
	Int3:	40.64				(22)	I3-Fin:	12.56	(46)	1.37			
	Fin:	53.20				(25)				1.91			
Run 2:	Int1:	11.46				(2)	I1-I2:	16.49	(16)	0.07			
	Int2:	27.95				(5)	I2-I3:			0.31			
	Int3:						I3-Fin:						
	Fin:	DNF											
Total:	Int1:	1:04.66				(22)				1.45			
	Int2:	1:21.15				(21)				1.52			
	Int3:												
	Fin:	DNF											
4	NOEL Clement Dynastar	FRA	Run 1:	Int1:	12.15	(5)	I1-I2:	16.93	(11)	0.08			
				Int2:	29.08	(5)	I2-I3:	10.40	(1)	0.40			
				Int3:	39.48	(3)	I3-Fin:	12.11	(14)	0.21			
				Fin:	51.59	(4)				0.30			
			Run 2:	Int1:	11.65	(12)	I1-I2:	16.39	(9)	0.26			
				Int2:	28.04	(9)	I2-I3:	10.10	(23)	0.40			
				Int3:	38.14	(13)	I3-Fin:	11.76	(5)	0.72			
				Fin:	49.90	(8)				0.65			
			Total:	Int1:	1:03.24	(2)				0.03			
				Int2:	1:19.63	(1)				0.00			
	Int3:	1:29.73	(1)				0.00						
	Fin:	1:41.49	(1)				0.00						

Number of Competitors: 72 Number of NSAs: 22

Bib	Name Ski	NSA Code	Positions			Partials		Difference Time		
			Pos	Time	Rank	Pos	Time		Rank	
5	STRASSER Linus Rossignol	GER	Run 1:	Int1:	12.40	(16)	I1-I2:	16.84	(8)	0.33
				Int2:	29.24	(7)	I2-I3:	10.69	(11)	0.56
				Int3:	39.93	(8)	I3-Fin:	12.12	(16)	0.66
				Fin:	52.05	(9)				0.76
			Run 2:	Int1:	11.61	(10)	I1-I2:	16.36	(5)	0.22
				Int2:	27.97	(6)	I2-I3:	9.81	(4)	0.33
				Int3:	37.78	(3)	I3-Fin:	11.94	(15)	0.36
				Fin:	49.72	(4)				0.47
			Total:	Int1:	1:03.66	(7)				0.45
				Int2:	1:20.02	(7)				0.39
				Int3:	1:29.83	(4)				0.10
				Fin:	1:41.77	(5)				0.28
6	McGRATH Atle Lie Head	NOR	Run 1:	Int1:	12.51	(28)	I1-I2:	16.84	(8)	0.44
				Int2:	29.35	(9)	I2-I3:	10.45	(3)	0.67
				Int3:	39.80	(7)	I3-Fin:	12.30	(26)	0.53
				Fin:	52.10	(10)				0.81
			Run 2:	Int1:	11.78	(23)	I1-I2:	16.38	(7)	0.39
				Int2:	28.16	(16)	I2-I3:	9.83	(5)	0.52
				Int3:	37.99	(9)	I3-Fin:			0.57
				Fin:	DNF					
			Total:	Int1:	1:03.88	(11)				0.67
				Int2:	1:20.26	(11)				0.63
				Int3:	1:30.09	(9)				0.36
				Fin:	DNF					
7	FELLER Manuel Atomic	AUT	Run 1:	Int1:	12.35	(14)	I1-I2:	17.28	(22)	0.28
				Int2:	29.63	(20)	I2-I3:	10.63	(8)	0.95
				Int3:	40.26	(13)	I3-Fin:	11.77	(1)	0.99
				Fin:	52.03	(8)				0.74
			Run 2:	Int1:	11.75	(18)	I1-I2:	16.96	(29)	0.36
				Int2:	28.71	(27)	I2-I3:	9.57	(1)	1.07
				Int3:	38.28	(20)	I3-Fin:	11.71	(2)	0.86
				Fin:	49.99	(9)				0.74
			Total:	Int1:	1:03.78	(8)				0.57
				Int2:	1:20.74	(16)				1.11
				Int3:	1:30.31	(11)				0.58
				Fin:	1:42.02	(9)				0.53
8	RYDING Dave Head	GBR	Run 1:	Int1:	12.30	(11)	I1-I2:	17.22	(20)	0.23
				Int2:	29.52	(13)	I2-I3:	10.82	(18)	0.84
				Int3:	40.34	(16)	I3-Fin:	12.45	(42)	1.07
				Fin:	52.79	(20)				1.50
			Run 2:	Int1:	11.68	(14)	I1-I2:	16.46	(12)	0.29
				Int2:	28.14	(14)	I2-I3:	9.90	(10)	0.50
				Int3:	38.04	(12)	I3-Fin:	11.97	(16)	0.62
				Fin:	50.01	(11)				0.76
			Total:	Int1:	1:04.47	(19)				1.26
				Int2:	1:20.93	(19)				1.30
				Int3:	1:30.83	(17)				1.10
				Fin:	1:42.80	(16)				1.31

Number of Competitors: 72 Number of NSAs: 22

Bib	Name Ski	NSA Code	Pos	Positions			Partials		Difference Time	
				Time	Rank	Pos	Time	Rank		
9	GSTREIN Fabio Atomic	AUT	Run 1:	Int1:	12.18	(7)	I1-I2:	17.28	(22)	0.11
				Int2:	29.46	(12)	I2-I3:	10.56	(6)	0.78
				Int3:	40.02	(10)	I3-Fin:	12.26	(22)	0.75
				Fin:	52.28	(13)				0.99
			Run 2:	Int1:	11.59	(7)	I1-I2:	16.34	(4)	0.20
				Int2:	27.93	(4)	I2-I3:	9.92	(11)	0.29
				Int3:	37.85	(5)	I3-Fin:	11.82	(7)	0.43
				Fin:	49.67	(3)				0.42
			Total:	Int1:	1:03.87	(10)				0.66
				Int2:	1:20.21	(10)				0.58
				Int3:	1:30.13	(10)				0.40
				Fin:	1:41.95	(8)				0.46
			10	AMIEZ Steven Rossignol	FRA	Run 1:	Int1:	12.22	(8)	I1-I2:
Int2:	28.85	(2)					I2-I3:	10.42	(2)	0.17
Int3:	39.27	(1)					I3-Fin:	12.09	(12)	0.00
Fin:	51.36	(2)								0.07
Run 2:	Int1:	11.85				(26)	I1-I2:	16.58	(19)	0.46
	Int2:	28.43				(24)	I2-I3:	16.28	(28)	0.79
	Int3:	44.71				(28)	I3-Fin:	12.02	(20)	7.29
	Fin:	56.73				(27)				7.48
Total:	Int1:	1:03.21				(1)				0.00
	Int2:	1:19.79				(3)				0.16
	Int3:	1:36.07				(28)				6.34
	Fin:	1:48.09				(27)				6.60
11	KOLEGA Samuel Rossignol	CRO				Run 1:	Int1:	12.43	(20)	I1-I2:
			Int2:	30.05	(31)		I2-I3:	11.10	(35)	1.37
			Int3:	41.15	(32)		I3-Fin:	12.11	(14)	1.88
			Fin:	53.26	(27)					1.97
			Run 2:	Int1:	13.05	(28)	I1-I2:	16.82	(26)	1.66
				Int2:	29.87	(28)	I2-I3:	9.79	(3)	2.23
				Int3:	39.66	(26)	I3-Fin:	11.63	(1)	2.24
				Fin:	51.29	(25)				2.04
			Total:	Int1:	1:06.31	(28)				3.10
				Int2:	1:23.13	(28)				3.50
				Int3:	1:32.92	(26)				3.19
				Fin:	1:44.55	(25)				3.06
			12	JAKOBSEN Kristoffer Fischer	SWE	Run 1:	Int1:	12.50	(26)	I1-I2:
Int2:	29.64	(22)					I2-I3:	10.50	(5)	0.96
Int3:	40.14	(12)					I3-Fin:	12.31	(29)	0.87
Fin:	52.45	(16)								1.16
Run 2:	Int1:	11.66				(13)	I1-I2:	15.98	(1)	0.27
	Int2:	27.64				(1)	I2-I3:	9.78	(2)	0.00
	Int3:	37.42				(1)	I3-Fin:	11.83	(9)	0.00
	Fin:	49.25				(1)				0.00
Total:	Int1:	1:04.11				(14)				0.90
	Int2:	1:20.09				(9)				0.46
	Int3:	1:29.87				(6)				0.14
	Fin:	1:41.70				(4)				0.21

Number of Competitors: 72 Number of NSAs: 22

Bib	Name Ski	NSA Code	Run	Positions			Partials		Difference Time	
				Pos	Time	Rank	Pos	Time		Rank
13	YULE Daniel Fischer	SUI	Run 1:	Int1:	12.12	(4)	I1-I2:	16.79	(6)	0.05
				Int2:	28.91	(3)	I2-I3:	10.68	(10)	0.23
				Int3:	39.59	(5)	I3-Fin:	12.35	(33)	0.32
				Fin:	51.94	(7)				0.65
			Run 2:	Int1:	11.60	(8)	I1-I2:	16.40	(10)	0.21
				Int2:	28.00	(7)	I2-I3:	9.88	(6)	0.36
				Int3:	37.88	(6)	I3-Fin:	12.25	(27)	0.46
				Fin:	50.13	(15)				0.88
			Total:	Int1:	1:03.54	(5)				0.33
				Int2:	1:19.94	(5)				0.31
				Int3:	1:29.82	(3)				0.09
				Fin:	1:42.07	(11)				0.58
14	POPOV Albert Head	BUL	Run 1:	Int1:	12.66	(36)	I1-I2:	16.89	(10)	0.59
				Int2:	29.55	(16)	I2-I3:	10.81	(17)	0.87
				Int3:	40.36	(17)	I3-Fin:	12.23	(21)	1.09
				Fin:	52.59	(17)				1.30
			Run 2:	Int1:	11.73	(16)	I1-I2:	16.30	(3)	0.34
				Int2:	28.03	(8)	I2-I3:	9.94	(14)	0.39
				Int3:	37.97	(8)	I3-Fin:	12.10	(25)	0.55
				Fin:	50.07	(13)				0.82
			Total:	Int1:	1:04.32	(16)				1.11
				Int2:	1:20.62	(15)				0.99
				Int3:	1:30.56	(14)				0.83
				Fin:	1:42.66	(14)				1.17
15	PINHEIRO BRAATHEN Lucas Atomic	BRA	Run 1:	Int1:	12.07	(1)	I1-I2:	16.61	(1)	0.00
				Int2:	28.68	(1)	I2-I3:	10.80	(16)	0.00
				Int3:	39.48	(3)	I3-Fin:	12.06	(10)	0.21
				Fin:	51.54	(3)				0.25
			Run 2:	Int1:	11.75	(18)	I1-I2:	16.41	(11)	0.36
				Int2:	28.16	(16)	I2-I3:	10.05	(19)	0.52
				Int3:	38.21	(17)	I3-Fin:	11.93	(14)	0.79
				Fin:	50.14	(17)				0.89
			Total:	Int1:	1:03.29	(3)				0.08
				Int2:	1:19.70	(2)				0.07
				Int3:	1:29.75	(2)				0.02
				Fin:	1:41.68	(3)				0.19
16	NEF Tanguy Atomic	SUI	Run 1:	Int1:	12.40	(16)	I1-I2:	16.78	(5)	0.33
				Int2:	29.18	(6)	I2-I3:	10.56	(6)	0.50
				Int3:	39.74	(6)	I3-Fin:	12.04	(8)	0.47
				Fin:	51.78	(5)				0.49
			Run 2:	Int1:	11.77	(21)	I1-I2:	16.38	(7)	0.38
				Int2:	28.15	(15)	I2-I3:	10.09	(22)	0.51
				Int3:	38.24	(18)	I3-Fin:	11.91	(12)	0.82
				Fin:	50.15	(18)				0.90
			Total:	Int1:	1:03.55	(6)				0.34
				Int2:	1:19.93	(4)				0.30
				Int3:	1:30.02	(7)				0.29
				Fin:	1:41.93	(7)				0.44

Kitzbühel (AUT)
PERFORMANCE ANALYSIS BY BIB

Number of Competitors: 72 Number of NSAs: 22

Bib	Name Ski	NSA Code	Pos	Positions			Partials		Difference Time	
				Time	Rank	Pos	Time	Rank		
17	RASCHNER Dominik Fischer	AUT	Run 1:	Int1:	12.23	(9)	I1-I2:	17.32	(24)	0.16
				Int2:	29.55	(16)	I2-I3:	10.77	(14)	0.87
				Int3:	40.32	(15)	I3-Fin:	12.06	(10)	1.05
				Fin:	52.38	(15)				1.09
			Run 2:	Int1:	11.60	(8)	I1-I2:	16.61	(22)	0.21
				Int2:	28.21	(20)	I2-I3:	9.94	(14)	0.57
				Int3:	38.15	(15)	I3-Fin:	11.91	(12)	0.73
				Fin:	50.06	(12)				0.81
			Total:	Int1:	1:03.98	(13)				0.77
				Int2:	1:20.59	(13)				0.96
				Int3:	1:30.53	(13)				0.80
				Fin:	1:42.44	(12)				0.95
			18	STROLZ Johannes Head	AUT	Run 1:	Int1:	12.36	(15)	I1-I2:
Int2:	29.63	(20)					I2-I3:	10.79	(15)	0.95
Int3:	40.42	(18)					I3-Fin:	12.30	(26)	1.15
Fin:	52.72	(19)								1.43
Run 2:	Int1:	11.62				(11)	I1-I2:	16.46	(12)	0.23
	Int2:	28.08				(10)	I2-I3:	9.88	(6)	0.44
	Int3:	37.96				(7)	I3-Fin:	11.76	(5)	0.54
	Fin:	49.72				(4)				0.47
Total:	Int1:	1:04.34				(17)				1.13
	Int2:	1:20.80				(17)				1.17
	Int3:	1:30.68				(16)				0.95
	Fin:	1:42.44				(12)				0.95
19	ROCHAT Marc Nordica	SUI				Run 1:	Int1:	12.48	(23)	I1-I2:
			Int2:	29.62	(19)		I2-I3:	11.22	(46)	0.94
			Int3:	40.84	(25)		I3-Fin:	12.49	(45)	1.57
			Fin:	53.33	(28)					2.04
			Run 2:	Int1:	11.73	(16)	I1-I2:	16.37	(6)	0.34
				Int2:	28.10	(13)	I2-I3:	9.93	(12)	0.46
				Int3:	38.03	(11)	I3-Fin:	12.10	(25)	0.61
				Fin:	50.13	(15)				0.88
			Total:	Int1:	1:05.06	(26)				1.85
				Int2:	1:21.43	(23)				1.80
				Int3:	1:31.36	(20)				1.63
				Fin:	1:43.46	(20)				1.97
			20	MATT Michael Blizzard	AUT	Run 1:	Int1:	12.50	(26)	I1-I2:
Int2:	29.57	(18)					I2-I3:	10.87	(24)	0.89
Int3:	40.44	(19)					I3-Fin:			1.17
Fin:	DNF									
Total:		DNF								

Number of Competitors: 72 Number of NSAs: 22

Bib	Name Ski	NSA Code	Positions Pos	Positions		Partials		Difference Time		
				Time	Rank	Time	Rank			
21	STEEN OLSEN Alexander Rossignol	NOR	Run 1:	Int1:	12.75	(47)	I1-I2:	17.17	(18)	0.68
				Int2:	29.92	(26)	I2-I3:	10.84	(21)	1.24
				Int3:	40.76	(23)	I3-Fin:	12.21	(19)	1.49
				Fin:	52.97	(22)			1.68	
			Run 2:	Int1:	13.98	(29)	I1-I2:	16.66	(24)	2.59
				Int2:	30.64	(29)	I2-I3:	10.13	(24)	3.00
				Int3:	40.77	(27)	I3-Fin:	12.05	(23)	3.35
				Fin:	52.82	(26)			3.57	
			Total:	Int1:	1:06.95	(29)			3.74	
				Int2:	1:23.61	(29)			3.98	
				Int3:	1:33.74	(27)			4.01	
				Fin:	1:45.79	(26)			4.30	
			22	SCHWARZ Marco Atomic	AUT	Run 1:	Int1:	12.52	(29)	I1-I2:
Int2:	29.24	(7)					I2-I3:	10.74	(12)	0.56
Int3:	39.98	(9)					I3-Fin:	11.95	(4)	0.71
Fin:	51.93	(6)							0.64	
Run 2:	Int1:	11.53				(4)	I1-I2:	16.56	(18)	0.14
	Int2:	28.09				(11)	I2-I3:	10.05	(19)	0.45
	Int3:	38.14				(13)	I3-Fin:	11.85	(10)	0.72
	Fin:	49.99				(9)			0.74	
Total:	Int1:	1:03.46				(4)			0.25	
	Int2:	1:20.02				(7)			0.39	
	Int3:	1:30.07				(8)			0.34	
	Fin:	1:41.92				(6)			0.43	
23	ZUBCIC Filip Atomic	CRO				Run 1:	Int1:	12.30	(11)	I1-I2:
			Int2:	29.43	(10)		I2-I3:	10.88	(26)	0.75
			Int3:	40.31	(14)		I3-Fin:	11.98	(5)	1.04
			Fin:	52.29	(14)				1.00	
			Run 2:	Int1:	11.55	(6)	I1-I2:	16.54	(17)	0.16
				Int2:	28.09	(11)	I2-I3:	9.93	(12)	0.45
				Int3:	38.02	(10)	I3-Fin:	11.72	(3)	0.60
				Fin:	49.74	(6)			0.49	
			Total:	Int1:	1:03.84	(9)			0.63	
				Int2:	1:20.38	(12)			0.75	
				Int3:	1:30.31	(11)			0.58	
				Fin:	1:42.03	(10)			0.54	
			24	VINATZER Alex Atomic	ITA	Run 1:	Int1:	12.43	(20)	I1-I2:
Int2:	29.43	(10)					I2-I3:	10.67	(9)	0.75
Int3:	40.10	(11)					I3-Fin:	12.05	(9)	0.83
Fin:	52.15	(11)							0.86	
Run 2:	Int1:	11.77				(21)	I1-I2:	16.05	(2)	0.38
	Int2:	27.82				(2)	I2-I3:	9.88	(6)	0.18
	Int3:	37.70				(2)	I3-Fin:	11.73	(4)	0.28
	Fin:	49.43				(2)			0.18	
Total:	Int1:	1:03.92				(12)			0.71	
	Int2:	1:19.97				(6)			0.34	
	Int3:	1:29.85				(5)			0.12	
	Fin:	1:41.58				(2)			0.09	

Number of Competitors: 72 Number of NSAs: 22

Bib	Name Ski	NSA Code	Run	Positions			Partials		Difference Time				
				Pos	Time	Rank	Pos	Time		Rank			
25	AERNI Luca Fischer	SUI	Run 1:	Int1:	12.88	(56)	I1-I2:	17.66	(48)	0.81			
				Int2:	30.54	(49)	I2-I3:	10.86	(23)	1.86			
				Int3:	41.40	(37)	I3-Fin:	12.29	(25)	2.13			
				Fin:	53.69	(34)				2.40			
			Total:	DNQ									
			26	RASSAT Paco Head	FRA	Run 1:	Int1:	12.27	(10)	I1-I2:	17.38	(28)	0.20
							Int2:	29.65	(23)	I2-I3:	10.83	(19)	0.97
Int3:	40.48	(20)					I3-Fin:	11.78	(2)	1.21			
Fin:	52.26	(12)								0.97			
Run 2:	Int1:	11.89				(27)	I1-I2:	16.46	(12)	0.50			
	Int2:	28.35				(22)	I2-I3:	10.03	(18)	0.71			
	Int3:	38.38				(22)	I3-Fin:	12.03	(22)	0.96			
	Fin:	50.41				(21)				1.16			
Total:	Int1:	1:04.15								0.94			
	Int2:	1:20.61				(14)				0.98			
	Int3:	1:30.64				(15)				0.91			
	Fin:	1:42.67	(15)				1.18						
27	MARCHANT Armand Head	BEL	Run 1:	Int1:	12.46	(22)	I1-I2:			0.39			
				Int2:			I2-I3:						
				Int3:			I3-Fin:						
				Fin:	DNF								
			Total:	DNF									
28	RITCHIE Benjamin Head	USA	Run 1:	Int1:	12.49	(25)	I1-I2:	17.55	(37)	0.42			
				Int2:	30.04	(30)	I2-I3:	11.01	(31)	1.36			
				Int3:	41.05	(28)	I3-Fin:	12.09	(12)	1.78			
				Fin:	53.14	(24)				1.85			
			Run 2:	Int1:	11.49	(3)	I1-I2:	16.68	(25)	0.10			
				Int2:	28.17	(19)	I2-I3:	10.29	(26)	0.53			
				Int3:	38.46	(23)	I3-Fin:	12.02	(20)	1.04			
				Fin:	50.48	(22)				1.23			
			Total:	Int1:	1:04.63	(21)				1.42			
				Int2:	1:21.31	(22)				1.68			
				Int3:	1:31.60	(22)				1.87			
	Fin:	1:43.62	(21)				2.13						
29	PERTL Adrian Atomic	AUT	Run 1:	Int1:	12.53	(30)	I1-I2:			0.46			
				Int2:			I2-I3:						
				Int3:			I3-Fin:						
				Fin:	DNF								
			Total:	DNF									
30	KASTLUNGER Tobias Head	ITA	Run 1:	Int1:	13.10	(66)	I1-I2:	17.61	(41)	1.03			
				Int2:	30.71	(54)	I2-I3:	11.28	(47)	2.03			
				Int3:	41.99	(49)	I3-Fin:	12.26	(22)	2.72			
				Fin:	54.25	(43)				2.96			
			Total:	DNQ									

Kitzbühel (AUT)


8th Men's Slalom

SUN 26 JAN 2025

PERFORMANCE ANALYSIS BY BIB

Start Time 13:30

Number of Competitors: 72 Number of NSAs: 22

Bib	Name Ski	NSA Code	Pos	Positions			Partials		Difference Time	
				Time	Rank	Pos	Time	Rank		
31	ZENHAEUSERN Ramon Rossignol	SUI	Run 1:	Int1:	12.42	(18)	I1-I2:	17.58	(38)	0.35
				Int2:	30.00	(28)	I2-I3:	10.76	(13)	1.32
				Int3:	40.76	(23)	I3-Fin:	12.16	(17)	1.49
				Fin:	52.92	(21)				1.63
			Run 2:	Int1:	11.76	(20)	I1-I2:	16.82	(26)	0.37
				Int2:	28.58	(25)	I2-I3:	10.57	(27)	0.94
				Int3:	39.15	(25)	I3-Fin:	12.09	(24)	1.73
				Fin:	51.24	(24)				1.99
			Total:	Int1:	1:04.68	(23)				1.47
				Int2:	1:21.50	(24)				1.87
Int3:	1:32.07	(24)					2.34			
		Fin:	1:44.16	(23)				2.67		
32	SEYMOUR Jett Fischer	USA	Run 1:	Int1:	12.88	(56)	I1-I2:	17.85	(57)	0.81
				Int2:	30.73	(56)	I2-I3:	11.08	(33)	2.05
				Int3:	41.81	(46)	I3-Fin:	12.40	(39)	2.54
				Fin:	54.21	(42)				2.92
			Total:		DNQ					
33	GROSS Stefano Voelkl	ITA	Run 1:	Int1:	12.73	(44)	I1-I2:	17.47	(32)	0.66
				Int2:	30.20	(33)	I2-I3:	11.04	(32)	1.52
				Int3:	41.24	(33)	I3-Fin:	12.34	(30)	1.97
				Fin:	53.58	(31)				2.29
			Total:		DNQ					
34	RODES Istok Voelkl	CRO	Run 1:	Int1:	13.30	(70)	I1-I2:	17.40	(29)	1.23
				Int2:	30.70	(53)	I2-I3:	11.00	(30)	2.02
				Int3:	41.70	(43)	I3-Fin:	12.48	(43)	2.43
				Fin:	54.18	(41)				2.89
			Total:		DNQ					
35	STURM Joshua Atomic	AUT	Run 1:	Int1:	12.89	(58)	I1-I2:	17.33	(25)	0.82
				Int2:	30.22	(35)	I2-I3:	11.21	(45)	1.54
				Int3:	41.43	(38)	I3-Fin:	12.43	(41)	2.16
				Fin:	53.86	(37)				2.57
			Total:		DNQ					
36	TAYLOR Laurie Head	GBR	Run 1:	Int1:	12.42	(18)	I1-I2:	17.12	(14)	0.35
				Int2:	29.54	(15)	I2-I3:	10.95	(29)	0.86
				Int3:	40.49	(21)	I3-Fin:	12.21	(19)	1.22
				Fin:	52.70	(18)				1.41
			Run 2:	Int1:	11.78	(23)	I1-I2:	16.58	(19)	0.39
				Int2:	28.36	(23)	I2-I3:	9.88	(6)	0.72
				Int3:	38.24	(18)	I3-Fin:	11.86	(11)	0.82
				Fin:	50.10	(14)				0.85
			Total:	Int1:	1:04.48	(20)				1.27
				Int2:	1:21.06	(20)				1.43
Int3:	1:30.94	(19)					1.21			
		Fin:	1:42.80	(16)				1.31		
37	HALLBERG Eduard Fischer	FIN	Run 1:	Int1:	12.69	(38)	I1-I2:	17.54	(36)	0.62
				Int2:	30.23	(37)	I2-I3:	11.14	(39)	1.55
				Int3:	41.37	(34)	I3-Fin:	12.36	(35)	2.10
				Fin:	53.73	(35)				2.44
			Total:		DNQ					

Number of Competitors: 72 Number of NSAs: 22

Bib	Name Ski	NSA Code	Positions Pos	Time		Rank	Pos	Partials		Difference Time						
				Time	Rank			Time	Rank							
38	MUFFAT-JEANDET Victor Salomon	FRA	Run 1:	Int1:	12.80	(50)	I1-I2:	17.20	(19)	0.73						
				Int2:	30.00	(28)					I2-I3:	10.87	(24)	1.32		
				Int3:	40.87	(26)					I3-Fin:	12.35	(33)	1.60		
				Fin:	53.22	(26)								1.93		
			Run 2:	Int1:	11.69	(15)	I1-I2:	16.59	(21)	10.07	(21)	0.30				
				Int2:	28.28	(21)							I2-I3:	10.07	(21)	0.64
				Int3:	38.35	(21)							I3-Fin:	11.82	(7)	0.93
				Fin:	50.17	(19)										0.92
			Total:	Int1:	1:04.91	(24)						1.70				
				Int2:	1:21.50	(24)						1.87				
				Int3:	1:31.57	(21)						1.84				
				Fin:	1:43.39	(19)						1.90				
			39	MAJOR Billy Fischer	GBR	Run 1:	Int1:	12.72	(42)	I1-I2:	18.76	(62)	0.65			
Int2:	31.48	(62)					I2-I3:	10.89	(27)					2.80		
Int3:	42.37	(54)					I3-Fin:	12.19	(18)					3.10		
Fin:	54.56	(47)												3.27		
Total:		DNQ														
40	LAINE Tormis Voelkl	EST	Run 1:	Int1:	12.68	(37)	I1-I2:	17.58	(38)	0.61						
				Int2:	30.26	(41)					I2-I3:	10.83	(19)	1.58		
				Int3:	41.09	(31)					I3-Fin:	12.34	(30)	1.82		
				Fin:	53.43	(29)								2.14		
			Run 2:	Int1:	11.81	(25)	I1-I2:	16.84	(28)	10.28	(25)	0.42				
				Int2:	28.65	(26)							I2-I3:	10.28	(25)	1.01
				Int3:	38.93	(24)							I3-Fin:	11.97	(16)	1.51
				Fin:	50.90	(23)										1.65
			Total:	Int1:	1:05.24	(27)						2.03				
				Int2:	1:22.08	(27)						2.45				
				Int3:	1:32.36	(25)						2.63				
				Fin:	1:44.33	(24)						2.84				
			41	AX SWARTZ Fabian Van deer	SWE	Run 1:	Int1:	12.53	(30)	I1-I2:	17.72	(52)	0.46			
Int2:	30.25	(39)					I2-I3:	11.13	(38)					1.57		
Int3:	41.38	(35)					I3-Fin:	12.63	(47)					2.11		
Fin:	54.01	(38)												2.72		
Total:		DNQ														
42	MAES Sam Voelkl	BEL	Run 1:	Int1:	12.72	(42)	I1-I2:	17.51	(33)	0.65						
				Int2:	30.23	(37)					I2-I3:			1.55		
				Int3:							I3-Fin:					
				Fin:	DNF											
			Total:		DNF											
43	READ Erik Atomic	CAN	Run 1:	Int1:	12.84	(52)	I1-I2:	17.37	(26)	0.77						
				Int2:	30.21	(34)					I2-I3:	10.84	(21)	1.53		
				Int3:	41.05	(28)					I3-Fin:	12.40	(39)	1.78		
				Fin:	53.45	(30)								2.16		
			Run 2:	Int1:	11.54	(5)	I1-I2:	16.62	(23)	10.00	(17)	0.15				
				Int2:	28.16	(16)							I2-I3:	10.00	(17)	0.52
				Int3:	38.16	(16)							I3-Fin:	12.01	(18)	0.74
				Fin:	50.17	(19)										0.92
			Total:	Int1:	1:04.99	(25)						1.78				
				Int2:	1:21.61	(26)						1.98				
				Int3:	1:31.61	(23)						1.88				
				Fin:	1:43.62	(21)						2.13				

Kitzbühel (AUT)

8th Men's Slalom

SUN 26 JAN 2025


PERFORMANCE ANALYSIS BY BIB

Start Time 13:30

Number of Competitors: 72 Number of NSAs: 22

Bib	Name Ski	NSA Code	Run 1:	Positions			Partials		Difference Time	
				Pos	Time	Rank	Pos	Time		Rank
44	TREMME Anton Nordica	GER	Run 1:	Int1:	12.53	(30)	I1-I2:	17.64	(45)	0.46
			Int2:	30.17	(32)	I2-I3:	11.58	(54)	1.49	
			Int3:	41.75	(45)	I3-Fin:	12.34	(30)	2.48	
			Fin:	54.09	(39)				2.80	
			Total:		DNQ					
45	von GRUENIGEN Noel Fischer	SUI	Run 1:	Int1:	12.60	(34)	I1-I2:	17.65	(46)	0.53
			Int2:	30.25	(39)	I2-I3:	11.43	(53)	1.57	
			Int3:	41.68	(42)	I3-Fin:	12.71	(48)	2.41	
			Fin:	54.39	(44)				3.10	
			Total:		DNQ					
46	SOLBERG Eirik Hystad Fischer	NOR	Run 1:	Int1:	12.85	(53)	I1-I2:	17.52	(34)	0.78
			Int2:	30.37	(45)	I2-I3:	11.20	(44)	1.69	
			Int3:	41.57	(41)	I3-Fin:	12.03	(6)	2.30	
			Fin:	53.60	(32)				2.31	
			Total:		DNQ					
47	SALARICH Joaquim Rossignol	ESP	Run 1:	Int1:	12.74	(45)	I1-I2:	17.59	(40)	0.67
			Int2:	30.33	(42)	I2-I3:	11.15	(40)	1.65	
			Int3:	41.48	(39)	I3-Fin:	12.27	(24)	2.21	
			Fin:	53.75	(36)				2.46	
			Total:		DNQ					
48	SANDVIK Oscar Andreas Head	NOR	Run 1:	Int1:	12.79	(48)	I1-I2:	17.66	(48)	0.72
			Int2:	30.45	(48)	I2-I3:			1.77	
			Int3:			I3-Fin:				
			Fin:	DNF						
			Total:		DNF					
49	WISSTING Gustav Fischer	SWE	Run 1:	Int1:	12.70	(40)	I1-I2:	16.82	(7)	0.63
			Int2:	29.52	(13)	I2-I3:			0.84	
			Int3:			I3-Fin:				
			Fin:	DNF						
			Total:		DNF					
50	JUNG Donghyun	KOR	Run 1:	Int1:	12.70	(40)	I1-I2:	17.66	(48)	0.63
			Int2:	30.36	(44)	I2-I3:	11.16	(41)	1.68	
			Int3:	41.52	(40)	I3-Fin:			2.25	
			Fin:	DNF						
			Total:		DNF					
51	AZZOLIN Antoine Dynastar	FRA	Run 1:	Int1:	12.48	(23)	I1-I2:	17.40	(29)	0.41
			Int2:	29.88	(25)	I2-I3:	11.19	(43)	1.20	
			Int3:	41.07	(30)	I3-Fin:			1.80	
			Fin:	DNF						
			Total:		DNF					
52	FOSS-SOLEVAAG Sebastian Salomon	NOR	Run 1:	Int1:			I1-I2:			
			Int2:			I2-I3:				
			Int3:			I3-Fin:				
			Fin:	DNF						
			Total:		DNF					
53	del CAMPO HERNANDEZ Juan Atomic	ESP	Run 1:	Int1:	12.85	(53)	I1-I2:	17.80	(54)	0.78
			Int2:	30.65	(51)	I2-I3:	11.33	(48)	1.97	
			Int3:	41.98	(48)	I3-Fin:			2.71	
			Fin:	DNF						
			Total:		DNF					

Kitzbühel (AUT)
8th Men's Slalom
SUN 26 JAN 2025
PERFORMANCE ANALYSIS BY BIB
Start Time 13:30
Number of Competitors: 72 Number of NSAs: 22

Bib	Name Ski	NSA Code	Run 1: Pos	Positions		Partials		Difference Time
				Time	Rank	Time	Rank	
54	SACCARDI Tommaso Nordica	ITA	Run 1: Int1:	12.86	(55)	I1-I2:		0.79
			Int2:			I2-I3:		
			Int3:			I3-Fin:		
			Fin:	DNF				
			Total:	DNF				
55	POHJOLAINEN Jesper Head	FIN	Run 1: Int1:	12.83	(51)	I1-I2:	17.61 (41)	0.76
			Int2:	30.44	(46)	I2-I3:	11.41 (51)	1.76
			Int3:	41.85	(47)	I3-Fin:	12.71 (48)	2.58
			Fin:	54.56	(47)			3.27
			Total:	DNQ				
56	MAURBERGER Simon Blizzard	ITA	Run 1: Int1:	12.79	(48)	I1-I2:	17.81 (55)	0.72
			Int2:	30.60	(50)	I2-I3:	11.12 (37)	1.92
			Int3:	41.72	(44)	I3-Fin:	12.37 (36)	2.45
			Fin:	54.09	(39)			2.80
			Total:	DNQ				
57	DESGRIPPES Hugo Dynastar	FRA	Run 1: Int1:	12.53	(30)	I1-I2:	17.40 (29)	0.46
			Int2:	29.93	(27)	I2-I3:	11.09 (34)	1.25
			Int3:	41.02	(27)	I3-Fin:	12.03 (6)	1.75
			Fin:	53.05	(23)			1.76
			Run 2: Int1:	11.39	(1)	I1-I2:	16.47 (15)	0.00
			Int2:	27.86	(3)	I2-I3:	9.97 (16)	0.22
			Int3:	37.83	(4)	I3-Fin:	12.01 (18)	0.41
			Fin:	49.84	(7)			0.59
			Total: Int1:	1:04.44	(18)			1.23
			Int2:	1:20.91	(18)			1.28
Int3:	1:30.88	(18)			1.15			
Fin:	1:42.89	(18)			1.40			
58	FOURNIER Simon Fischer	CAN	Run 1: Int1:	12.69	(38)	I1-I2:	17.53 (35)	0.62
			Int2:	30.22	(35)	I2-I3:	11.16 (41)	1.54
			Int3:	41.38	(35)	I3-Fin:	12.30 (26)	2.11
			Fin:	53.68	(33)			2.39
			Total:	DNQ				
59	SAMBUIS Baptiste Rossignol	FRA	Run 1: Int1:	12.91	(60)	I1-I2:	18.23 (59)	0.84
			Int2:	31.14	(60)	I2-I3:	11.11 (36)	2.46
			Int3:	42.25	(52)	I3-Fin:	13.01 (51)	2.98
			Fin:	55.26	(50)			3.97
			Total:	DNQ				
60	GRAHL-MADSEN Hans Head	NOR	Run 1: Int1:	12.94	(62)	I1-I2:		0.87
			Int2:			I2-I3:		
			Int3:			I3-Fin:		
			Fin:	DNF				
			Total:	DNF				
61	LEITGEB Richard Salomon	HUN	Run 1: Int1:	13.07	(65)	I1-I2:	17.37 (26)	1.00
			Int2:	30.44	(46)	I2-I3:		1.76
			Int3:			I3-Fin:		
			Fin:	DNF				
			Total:	DNF				

Number of Competitors: 72 Number of NSAs: 22

Bib	Name Ski	NSA Code	Run 1:	Positions			Partials		Difference Time	
				Pos	Time	Rank	Pos	Time		Rank
62	MEISEN Adrian Fischer	GER	Run 1:	Int1:	13.04	(64)	I1-I2:	17.63	(44)	0.97
				Int2:	30.67	(52)	I2-I3:	11.40	(50)	1.99
				Int3:	42.07	(50)	I3-Fin:	12.38	(38)	2.80
				Fin:	54.45	(45)				3.16
				Total:		DNQ				
63	MAROV Tijan	SLO	Run 1:	Int1:			I1-I2:			
				Int2:			I2-I3:			
				Int3:			I3-Fin:			
				Fin:		DNF				
				Total:		DNF				
64	KOYAMA Takayuki	JPN	Run 1:	Int1:	12.74	(45)	I1-I2:	18.44	(60)	0.67
				Int2:	31.18	(61)	I2-I3:	11.70	(55)	2.50
				Int3:	42.88	(55)	I3-Fin:	12.77	(50)	3.61
				Fin:	55.65	(51)				4.36
				Total:		DNQ				
65	HANSSON William Rossignol	SWE	Run 1:	Int1:	12.31	(13)	I1-I2:	18.47	(61)	0.24
				Int2:	30.78	(57)	I2-I3:			2.10
				Int3:			I3-Fin:			
				Fin:		DNF				
				Total:		DNF				
66	GARAY FERNANDEZ Aingeru Rossignol	ESP	Run 1:	Int1:	12.93	(61)	I1-I2:	17.78	(53)	0.86
				Int2:	30.71	(54)	I2-I3:	11.39	(49)	2.03
				Int3:	42.10	(51)	I3-Fin:	12.37	(36)	2.83
				Fin:	54.47	(46)				3.18
				Total:		DNQ				
67	MUHLEN-SCHULTE Louis Nordica	AUS	Run 1:	Int1:	12.89	(58)	I1-I2:	17.99	(58)	0.82
				Int2:	30.88	(58)	I2-I3:			2.20
				Int3:			I3-Fin:			
				Fin:		DNF				
				Total:		DNF				
68	HIMMELSBACH Fabian Nordica	GER	Run 1:	Int1:	13.13	(68)	I1-I2:			1.06
				Int2:			I2-I3:			
				Int3:			I3-Fin:			
				Fin:		DNF				
				Total:		DNF				
69	LJUTIC Tvrtko Atomic	CRO	Run 1:	Int1:	13.10	(66)	I1-I2:	17.83	(56)	1.03
				Int2:	30.93	(59)	I2-I3:	11.42	(52)	2.25
				Int3:	42.35	(53)	I3-Fin:	12.48	(43)	3.08
				Fin:	54.83	(49)				3.54
				Total:		DNQ				
70	CANINS Matteo Nordica	ITA	Run 1:	Int1:	12.62	(35)	I1-I2:	17.71	(51)	0.55
				Int2:	30.33	(42)	I2-I3:			1.65
				Int3:			I3-Fin:			
				Fin:		DNF				
				Total:		DNF				
71	WINTERS Luke Fischer	USA	Run 1:	Int1:	12.97	(63)	I1-I2:			0.90
				Int2:			I2-I3:			
				Int3:			I3-Fin:			
				Fin:		DNF				
				Total:		DNF				

Kitzbühel (AUT)
8th Men's Slalom
FIS WORLD CUP STANDINGS


17 NOV 2024 Levi (FIN)

24 NOV 2024 Gurgl (AUT)

15 DEC 2024 Val d'Isère (FRA)

23 DEC 2024 Alta Badia (ITA)

8 JAN 2025 Madonna di Campiglio (ITA)

11 JAN 2025 Adelboden (SUI)

19 JAN 2025 Wengen (SUI)

26 JAN 2025 Kitzbühel (AUT)

Number of Competitors: 52, Number of NSAs: 18

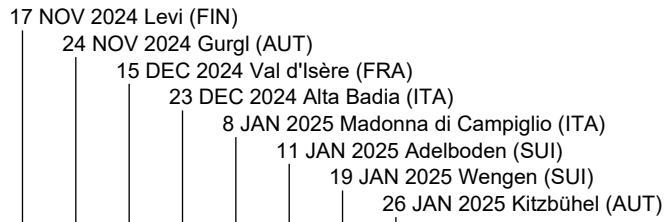
Rank	FIS Code	Name	NSA Code	1	2	3	4	5	6	7	8	WC Points	Diff.
1	6190403	NOEL Clement	FRA	100	100	-	40	-	100	24	100	464	
2	422304	KRISTOFFERSEN Henrik	NOR	80	40	100	50	45	60	60	-	435	29
3	512182	MEILLARD Loic	SUI	60	45	60	80	80	-	45	-	370	94
4	422732	McGRATH Atle Lie	NOR	22	60	80	60	-	-	100	-	322	142
5	422729	PINHEIRO BRAAT.	BRA	50	-	50	22	29	80	22	60	313	151
6	422507	HAUGAN Timon	NOR	18	29	32	100	-	20	80	-	279	185
7	92720	POPOV Albert	BUL	13	13	-	26	100	15	26	18	211	253
8	380377	KOLEGA Samuel	CRO	29	15	40	45	60	-	8	6	203	261
9	6190558	AMIEZ Steven	FRA	40	50	-	-	50	40	14	4	198	266
10	512203	NEF Tanguy	SUI	45	9	-	9	16	32	50	36	197	267
11	202451	STRASSER Linus	GER	36	-	-	-	40	50	20	45	191	273
11	511996	YULE Daniel	SUI	9	20	11	29	36	22	40	24	191	273
13	502015	JAKOBSEN Kristoffer	SWE	24	80	-	-	-	9	11	50	174	290
14	54444	GSTREIN Fabio	AUT	-	29	13	-	26	45	18	32	163	301
15	220689	RYDING Dave	GBR	15	36	29	32	18	4	12	15	161	303
16	54063	FELLER Manuel	AUT	-	-	50	36	-	-	32	29	147	317
17	6293171	VINATZER Alex	ITA	-	14	26	-	-	3	-	80	123	341
18	380335	ZUBCIC Filip	CRO	26	-	8	11	-	36	9	26	116	348
19	6190543	RASSAT Paco	FRA	-	18	-	18	22	-	29	16	103	361
20	6532592	RITCHIE Benjamin	USA	20	10	-	-	32	10	13	10	95	369
21	54252	RASCHNER Dominik	AUT	15	22	-	-	20	-	15	22	94	370
22	54093	STROLZ Johannes	AUT	-	-	18	12	24	16	-	22	92	372
23	422766	STEEN OLSEN Alexander	NOR	32	16	-	13	-	18	-	5	84	380
24	54320	SCHWARZ Marco	AUT	-	-	-	-	-	6	36	40	82	382
25	54170	MATT Michael	AUT	6	2	16	15	-	29	10	-	78	386
26	60253	MARCHANT Armand	BEL	-	24	24	-	-	12	16	-	76	388
27	54348	PERTL Adrian	AUT	16	11	20	-	15	-	7	-	69	395
28	193967	MUFFAT-JEANDET Victor	FRA	-	-	15	-	11	24	-	12	62	402
29	6293252	KASTLUNGER Tobias	ITA	-	5	36	7	-	-	4	-	52	412
30	221236	TAYLOR Laurie	GBR	-	8	22	-	-	-	-	15	45	419
30	511983	AERNI Luca	SUI	-	7	13	14	-	11	-	-	45	419
32	6532163	SEYMOUR Jett	USA	-	-	10	20	-	14	-	-	44	420
33	511899	ROCHAT Marc	SUI	-	-	-	-	-	26	6	11	43	421
34	502617	AX SWARTZ Fabian	SWE	-	4	-	24	13	-	-	-	41	423
35	293797	GROSS Stefano	ITA	-	3	14	-	10	13	-	-	40	424
36	180919	HALLBERG Eduard	FIN	7	32	-	-	-	-	-	-	39	425
37	390044	LAINÉ Tormis	EST	4	-	9	-	-	7	-	7	27	437
38	54630	STURM Joshua	AUT	10	6	-	8	-	-	-	-	24	440
39	511902	ZENHAEUSERN Ramon	SUI	11	1	-	-	-	-	-	8	20	444
40	380361	RODES Istok	CRO	5	-	-	5	-	8	-	-	18	446
41	491879	SALARICH Joaquim	ESP	-	-	-	16	-	-	-	-	16	448
41	60261	MAES Sam	BEL	-	-	-	-	14	-	2	-	16	448
43	6190909	DESGRIPPES Hugo	FRA	-	-	-	-	-	-	-	13	13	451
44	422082	FOSS-SOLEVAAG S	NOR	12	-	-	-	-	-	-	-	12	452
44	6531063	GINNIS Aj	GRE	-	12	-	-	-	-	-	-	12	452
44	502691	WISSTING Gustav	SWE	-	-	-	-	12	-	-	-	12	452
47	103729	READ Erik	CAN	-	-	-	-	-	-	-	10	10	454
47	6291430	MAURBERGER Simon	ITA	-	-	-	10	-	-	-	-	10	454
47	221223	MAJOR Billy	GBR	-	-	-	-	-	5	5	-	10	454
50	202615	TREMMELE Anton	GER	-	-	-	6	-	-	3	-	9	455
51	422803	SOLBERG Eirik Hystad	NOR	8	-	-	-	-	-	-	-	8	456
52	6532084	RADAMUS River	USA	-	-	-	4	-	-	-	-	4	460

Kitzbühel (AUT)



8th Men's Slalom

FIS WORLD CUP STANDINGS



Number of Competitors: 52, Number of NSAs: 18

Rank	FIS Code	Name	NSA Code	1	2	3	4	5	6	7	8	WC Points	Diff.
------	----------	------	----------	---	---	---	---	---	---	---	---	-----------	-------

Legend:				
-	No points	Diff.	Time difference	WC World Cup

Kitzbühel (AUT)

8th Men's Slalom

OVERALL FIS WORLD CUP STANDINGS

Number of Competitors: 145, Number of NSAs: 25

Rank	FIS Code	Name	NSA Code	WC Points	Diff.	DH 5 races	SL 8 races	GS 5 races	SG 5 races
1	512269	ODERMATT Marco	SUI	1006		365 (1)	-	300 (1)	341 (1)
2	422304	KRISTOFFERSEN Henrik	NOR	634	372	-	435 (2)	199 (2)	-
3	512182	MEILLARD Loic	SUI	542	464	-	370 (3)	144 (9)	28 (33)
4	422732	McGRATH Atle Lie	NOR	482	524	-	322 (4)	160 (8)	-
5	512471	von ALLMEN Franjo	SUI	470	536	272 (2)	-	-	198 (6)
6	6190403	NOEL Clement	FRA	464	542	-	464 (1)	-	-
7	422729	PINHEIRO BRAAT.	BRA	452	554	-	313 (5)	139 (10)	-
8	422507	HAUGAN Timon	NOR	413	593	-	279 (6)	134 (11)	-
9	104537	ALEXANDER Cameron	CAN	338	668	194 (6)	-	-	144 (7)
10	512408	MONNEY Alexis	SUI	320	686	200 (5)	-	-	120 (8)
11	990081	CASSE Mattia	ITA	319	687	104 (12)	-	-	215 (5)
12	512038	ROGENTIN Stefan	SUI	310	696	90 (13)	-	-	220 (3)
13	511896	MURISIER Justin	SUI	309	697	202 (4)	-	14 (37)	93 (13)
14	53980	KRIECHMAYR Vincent	AUT	299	707	77 (15)	-	-	222 (2)
15	104531	CRAWFORD James	CAN	295	711	193 (7)	-	-	102 (10)
16	380335	ZUBCIC Filip	CRO	277	729	-	116 (18)	161 (7)	-
17	422766	STEEN OLSEN Alexander	NOR	273	733	-	84 (23)	189 (3)	-
18	561310	HROBAT Miha	SLO	245	761	217 (3)	-	-	28 (33)
19	422707	MOELLER Fredrik	NOR	231	775	11 (43)	-	-	220 (3)
20	194858	ALLEGRE Nils	FRA	222	784	125 (8)	-	-	97 (12)
21	6293171	VINATZER Alex	ITA	221	785	-	123 (17)	98 (17)	-
22	92720	POPOV Albert	BUL	211	795	-	211 (7)	-	-
23	380377	KOLEGA Samuel	CRO	203	803	-	203 (8)	-	-
24	202451	STRASSER Linus	GER	200	806	-	191 (11)	9 (41)	-
25	6190558	AMIEZ Steven	FRA	198	808	-	198 (9)	-	-
26	512203	NEF Tanguy	SUI	197	809	-	197 (10)	-	-
27	291459	PARIS Dominik	ITA	192	814	90 (13)	-	-	102 (10)
28	511996	YULE Daniel	SUI	191	815	-	191 (11)	-	-
29	561244	KRANJEC Zan	SLO	186	820	-	-	186 (4)	-
29	6530319	COCHRAN-SIEGLE Ryan	USA	186	820	118 (9)	-	-	68 (21)
31	990116	de ALIPRANDINI Luca	ITA	178	828	-	-	178 (5)	-
32	53975	HEMETSBERGER Daniel	AUT	177	829	106 (11)	-	-	71 (19)
33	511638	TUMLER Thomas	SUI	174	832	-	-	174 (6)	-
33	502015	JAKOBSEN Kristoffer	SWE	174	832	-	174 (13)	-	-
35	54063	FELLER Manuel	AUT	163	843	-	147 (16)	16 (35)	-
35	54444	GSTREIN Fabio	AUT	163	843	-	163 (14)	-	-
37	220689	RYDING Dave	GBR	161	845	-	161 (15)	-	-
38	6532084	RADAMUS River	USA	154	852	-	4 (52)	116 (13)	34 (27)
39	511983	AERNI Luca	SUI	145	861	-	45 (30)	100 (16)	-
40	54371	BABINSKY Stefan	AUT	143	863	72 (16)	-	-	71 (19)
41	6293831	FRANZONI Giovanni	ITA	139	867	34 (31)	-	-	105 (9)
42	54359	FEURSTEIN Patrick	AUT	134	872	-	-	134 (11)	-
43	54445	HAASER Raphael	AUT	133	873	6 (50)	-	47 (24)	80 (17)
44	6530104	BENNETT Bryce	USA	130	876	114 (10)	-	-	16 (45)
45	422310	SEJERSTED Adri.	NOR	129	877	47 (25)	-	-	82 (16)
46	194873	SARRAZIN Cyprien	FRA	126	880	43 (27)	-	3 (51)	80 (17)
47	511852	CAVIEZEL Gino	SUI	125	881	-	-	89 (19)	36 (26)
48	54320	SCHWARZ Marco	AUT	116	890	-	82 (24)	34 (28)	-
49	934643	GOLDBERG Jared	USA	112	894	21 (39)	-	-	91 (14)
50	6190628	ANGUENOT Leo	FRA	111	895	-	-	111 (14)	-
51	54027	BRENNSTEINER Stefan	AUT	104	902	-	-	104 (15)	-
52	54628	FEURSTEIN Lukas	AUT	103	903	-	-	14 (37)	89 (15)
52	6190543	RASSAT Paco	FRA	103	903	-	103 (19)	-	-
54	54609	EICHBERGER Stefan	AUT	101	905	51 (20)	-	-	50 (22)
55	512281	ROESTI Lars	SUI	99	907	67 (18)	-	-	32 (29)
56	6532592	RITCHIE Benjamin	USA	95	911	-	95 (20)	-	-
56	194935	FAVROT Thibaut	FRA	95	911	-	-	95 (18)	-
58	54252	RASCHNER Dominik	AUT	94	912	-	94 (21)	-	-
59	54093	STROLZ Johannes	AUT	92	914	-	92 (22)	-	-
60	194298	GIEZENDANNER Blaise	FRA	89	917	39 (28)	-	-	50 (22)
61	151238	ZABYSTRAN Jan	CZE	85	921	38 (29)	-	-	47 (25)
62	20398	VERDU Joan	AND	84	922	-	-	84 (20)	-
63	104272	SEGER Brodie	CAN	82	924	63 (19)	-	-	19 (41)
64	54170	MATT Michael	AUT	78	928	-	78 (25)	-	-

Kitzbühel (AUT)

8th Men's Slalom

OVERALL FIS WORLD CUP STANDINGS

Number of Competitors: 145, Number of NSAs: 25

Rank	FIS Code	Name	NSA Code	WC Points	Diff.	DH 5 races	SL 8 races	GS 5 races	SG 5 races
65	51215	BAUMANN Romed	GER	76	930	49 (24)	-	-	27 (35)
65	60253	MARCHANT Armand	BEL	76	930	-	76 (26)	-	-
65	54005	STRIEDINGER Otmar	AUT	76	930	51 (20)	-	-	25 (37)
68	194364	PINTURALT Alexis	FRA	74	932	-	-	48 (23)	26 (36)
69	194167	MUZATON Maxence	FRA	69	937	69 (17)	-	-	-
69	54348	PERTL Adrian	AUT	69	937	-	69 (27)	-	-
71	60261	MAES Sam	BEL	68	938	-	16 (41)	52 (22)	-
72	193967	MUFFAT-JEANDET Victor	FRA	67	939	-	62 (28)	5 (48)	-
73	390044	LAINÉ Tormis	EST	62	944	-	27 (37)	35 (27)	-
74	293006	INNERHOFER Christof	ITA	58	948	24 (36)	-	-	34 (27)
75	6291625	SCHIEDER Florian	ITA	55	951	50 (22)	-	-	5 (53)
76	512228	KOHLER Marco	SUI	54	952	45 (26)	-	-	9 (49)
77	202597	SCHMID Alexander	GER	53	953	-	-	53 (21)	-
78	561255	CATER Martin	SLO	52	954	50 (22)	-	-	2 (56)
78	6293252	KASTLUNGER Tobias	ITA	52	954	-	52 (29)	-	-
78	501987	MONSEN Felix	SWE	52	954	20 (40)	-	-	32 (29)
81	6190687	LORIOT Florian	FRA	49	957	-	-	-	49 (24)
82	192746	THEAUX Adrien	FRA	47	959	32 (32)	-	-	15 (47)
82	6190176	BAILET Matthieu	FRA	47	959	24 (36)	-	-	23 (39)
84	203096	VOGT Luis	GER	46	960	28 (34)	-	-	18 (43)
85	221236	TAYLOR Laurie	GBR	45	961	-	45 (30)	-	-
86	6532163	SEYMOUR Jett	USA	44	962	-	44 (32)	-	-
87	511899	ROCHAT Marc	SUI	43	963	-	43 (33)	-	-
88	180877	LEHTO Elian	FIN	42	964	32 (32)	-	-	10 (48)
89	502617	AX SWARTZ Fabian	SWE	41	965	-	41 (34)	-	-
89	6190179	ALPHAND Nils	FRA	41	965	35 (30)	-	-	6 (51)
91	293797	GROSS Stefano	ITA	40	966	-	40 (35)	-	-
92	180919	HALLBERG Eduard	FIN	39	967	-	39 (36)	-	-
92	202883	GRAMMEL Anton	GER	39	967	-	-	39 (25)	-
94	202909	STOCKINGER Jonas	GER	37	969	-	-	37 (26)	-
95	422278	WINDINGSTAD Rasmus	NOR	34	972	-	-	33 (29)	1 (58)
96	990048	BORSOTTI Giovanni	ITA	32	974	-	-	32 (30)	-
97	202829	GRATZ Fabian	GER	31	975	-	-	31 (31)	-
98	6531520	MORSE Sam	USA	30	976	26 (35)	-	-	4 (54)
99	54157	DANKLMAIER Daniel	AUT	29	977	-	-	-	29 (31)
99	104468	READ Jeffrey	CAN	29	977	-	-	-	29 (31)
101	54528	HACKER Felix	AUT	28	978	10 (44)	-	-	18 (43)
102	6291053	ZAZZI Pietro	ITA	24	982	-	-	-	24 (38)
102	6293775	DELLA VITE Filippo	ITA	24	982	-	-	24 (32)	-
102	54630	STURM Joshua	AUT	24	982	-	24 (38)	-	-
105	531799	FORD Tommy	USA	23	983	-	-	23 (33)	-
106	202762	JOCHER Simon	GER	22	984	22 (38)	-	-	-
106	502433	HANSSON William	SWE	22	984	-	-	22 (34)	-
106	6532123	NEGOMIR Kyle	USA	22	984	-	-	-	22 (40)
109	103729	READ Erik	CAN	21	985	-	10 (47)	11 (40)	-
110	511902	ZENHAEUSERN Ramon	SUI	20	986	-	20 (39)	-	-
111	6292783	MOLTENI Nicolo	ITA	19	987	-	-	-	19 (41)
112	380361	RODES Istok	CRO	18	988	-	18 (40)	-	-
113	54538	RIESER Stefan	AUT	17	989	17 (41)	-	-	-
114	104539	SEGER Riley	CAN	16	990	-	-	-	16 (45)
114	491879	SALARICH Joaquim	ESP	16	990	-	16 (41)	-	-
114	512424	JANUTIN Fadri	SUI	16	990	-	-	16 (35)	-
114	54733	WIESER Vincent	AUT	16	990	8 (46)	-	-	8 (50)
118	512549	HILTBRAND Livio	SUI	14	992	14 (42)	-	-	-
119	6190909	DESGRIPPES Hugo	FRA	13	993	-	13 (43)	-	-
119	700879	ZAMPA Andreas	SVK	13	993	-	-	13 (39)	-
121	422082	FOSS-SOLEVAAG S	NOR	12	994	-	12 (44)	-	-
121	6531063	GINNIS Aj	GRE	12	994	-	12 (44)	-	-
121	502691	WISSTING Gustav	SWE	12	994	-	12 (44)	-	-
124	54481	TRANINGER Manuel	AUT	11	995	5 (51)	-	-	6 (51)
125	54080	NEUMAYER Christopher	AUT	10	996	10 (44)	-	-	-
125	6291430	MAURBERGER Simon	ITA	10	996	-	10 (47)	-	-
125	221223	MAJOR Billy	GBR	10	996	-	10 (47)	-	-
128	202437	LUITZ Stefan	GER	9	997	-	-	9 (41)	-

Kitzbühel (AUT)

8th Men's Slalom


OVERALL FIS WORLD CUP STANDINGS

Number of Competitors: 145, Number of NSAs: 25

Rank	FIS Code	Name	NSA Code	WC Points	Diff.	DH 5 races	SL 8 races	GS 5 races	SG 5 races
128	54631	ZWISCHENBRUGGER Noel	AUT	9	997	-	-	9 (41)	-
128	202615	TREMMELE Anton	GER	9	997	-	9 (50)	-	-
131	6531444	ARVIDSSON Erik	USA	8	998	8 (46)	-	-	-
131	110324	von APPEN Henrik	CHI	8	998	8 (46)	-	-	-
131	6191334	ELEZI CANNAFER.	FRA	8	998	-	-	8 (44)	-
131	53831	HIRSCHER Marcel	NED	8	998	-	-	8 (44)	-
131	6531928	KENNEY Patrick	USA	8	998	-	-	8 (44)	-
131	422803	SOLBERG Eirik Hystad	NOR	8	998	-	8 (51)	-	-
137	512275	METTLER Josua	SUI	7	999	7 (49)	-	-	-
137	6291725	ZINGERLE Hannes	ITA	7	999	-	-	7 (47)	-
139	350095	PIFFNER Marco	LIE	4	1002	4 (52)	-	-	-
139	6190876	ORECCHIONI Diego	FRA	4	1002	-	-	4 (49)	-
139	512301	SIMONET Livio	SUI	4	1002	-	-	4 (49)	-
139	512303	BOISSET Arnaud	SUI	4	1002	-	-	-	4 (54)
143	6293445	ALLIOD Benjamin	ITA	3	1003	3 (53)	-	-	-
144	930024	MAPLE Wiley	USA	2	1004	-	-	-	2 (56)
144	501898	ROENNGREN Mattias	SWE	2	1004	-	-	2 (52)	-

Legend:							
-	No points	DH	Downhill	Diff.	Time difference	GS	Giant Slalom
SG	Super-G	SL	Slalom	WC	World Cup		

Kitzbühel (AUT)

8th Men's Slalom

FIS WCSL LIST



Number of Competitors: 61, Number of NSAs: 19

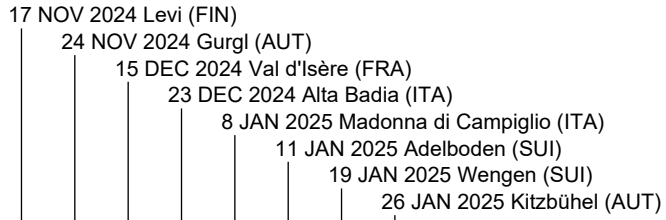
Rank	FIS Code	Name	NSA Code	1	2	3	4	5	6	7	8	Base	- X	+ Y =	WCSL-SL
1	6190403	NOEL Clement	FRA	100	100	-	40	-	100	24	100	397	244	464	617
2	422304	KRISTOFFERSEN Henrik	NOR	80	40	100	50	45	60	60	-	359	221	435	573
3	512182	MEILLARD Loic	SUI	60	45	60	80	80	-	45	-	409	252	370	527
4	422507	HAUGAN Timon	NOR	18	29	32	100	-	20	80	-	450	277	279	452
5	54063	FELLER Manuel	AUT	-	-	50	36	-	-	32	29	715	440	147	422
6	422732	McGRATH Atle Lie	NOR	22	60	80	60	-	-	100	-	215	132	322	405
7	202451	STRASSER Linus	GER	36	-	-	-	40	50	20	45	526	324	191	393
8	422729	PINHEIRO BRAAT.	BRA	50	-	50	22	29	80	22	60	-	-	313	313
9	511996	YULE Daniel	SUI	9	20	11	29	36	22	40	24	288	177	191	302
10	220689	RYDING Dave	GBR	15	36	29	32	18	4	12	15	288	177	161	272
11	6190558	AMIEZ Steven	FRA	40	50	-	-	50	40	14	4	183	113	198	268
12	502015	JAKOBSEN Kristoffer	SWE	24	80	-	-	-	9	11	50	217	134	174	257
13	380377	KOLEGA Samuel	CRO	29	15	40	45	60	-	8	6	134	82	203	255
14	92720	POPOV Albert	BUL	13	13	-	26	100	15	26	18	111	68	211	254
15	54444	GSTREIN Fabio	AUT	-	29	13	-	26	45	18	32	194	119	163	238
16	512203	NEF Tanguy	SUI	45	9	-	9	16	32	50	36	53	33	197	217
17	6293171	VINATZER Alex	ITA	-	14	26	-	-	3	-	80	145	89	123	179
18	54252	RASCHNER Dominik	AUT	15	22	-	-	20	-	15	22	179	110	94	163
19	54093	STROLZ Johannes	AUT	-	-	18	12	24	16	-	22	183	113	92	162
20	54320	SCHWARZ Marco	AUT	-	-	-	-	-	6	36	40	183	113	82	152
21	511899	ROCHAT Marc	SUI	-	-	-	-	-	26	6	11	258	159	43	142
22	380335	ZUBCIC Filip	CRO	26	-	8	11	-	36	9	26	64	39	116	141
23	422766	STEEN OLSEN Alexander	NOR	32	16	-	13	-	18	-	5	116	71	84	129
24	54170	MATT Michael	AUT	6	2	16	15	-	29	10	-	129	79	78	128
25	6190543	RASSAT Paco	FRA	-	18	-	18	22	-	29	16	31	19	103	115
26	6532592	RITCHIE Benjamin	USA	20	10	-	-	32	10	13	10	23	14	95	104
27	511983	AERNI Luca	SUI	-	7	13	14	-	11	-	-	138	85	45	98
28	60253	MARCHANT Armand	BEL	-	24	24	-	-	12	16	-	48	30	76	94
29	54348	PERTL Adrian	AUT	16	11	20	-	15	-	7	-	47	29	69	87
30	6293252	KASTLUNGER Tobias	ITA	-	5	36	7	-	-	4	-	42	26	52	68
31	193967	MUFFAT-JEANDET Victor	FRA	-	-	15	-	11	24	-	12	-	-	62	62
31	221236	TAYLOR Laurie	GBR	-	8	22	-	-	-	-	15	44	27	45	62
33	6291574	SALA Tommaso	ITA	-	-	-	-	-	-	-	-	158	97	-	61
34	6531063	GINNIS Aj	GRE	-	12	-	-	-	-	-	-	115	71	12	56
35	6532163	SEYMOUR Jett	USA	-	-	10	20	-	14	-	-	25	15	44	54
36	293797	GROSS Stefano	ITA	-	3	14	-	10	13	-	-	30	18	40	52
37	380361	RODES Istok	CRO	5	-	-	5	-	8	-	-	85	52	18	51
38	502617	AX SWARTZ Fabian	SWE	-	4	-	24	13	-	-	-	11	7	41	45
38	511902	ZENHAEUSERN Ramon	SUI	11	1	-	-	-	-	-	8	65	40	20	45
40	180919	HALLBERG Eduard	FIN	7	32	-	-	-	-	-	-	-	-	39	39
41	202520	HOLZMANN Sebastian	GER	-	-	-	-	-	-	-	-	86	53	-	33
42	54630	STURM Joshua	AUT	10	6	-	8	-	-	-	-	16	10	24	30
43	221223	MAJOR Billy	GBR	-	-	-	-	-	5	5	-	48	30	10	28
44	390044	LAINE Tormis	EST	4	-	9	-	-	7	-	7	-	-	27	27
45	60261	MAES Sam	BEL	-	-	-	-	14	-	2	-	25	15	16	26
46	422082	FOSS-SOLEVAAG S	NOR	12	-	-	-	-	-	-	-	34	21	12	25
46	194364	PINTURAUULT Alexis	FRA	-	-	-	-	-	-	-	-	64	39	-	25
48	491879	SALARICH Joaquim	ESP	-	-	-	16	-	-	-	-	6	4	16	18
49	103729	READ Erik	CAN	-	-	-	-	-	-	-	10	17	10	10	17
50	6190909	DESGRIPPES Hugo	FRA	-	-	-	-	-	-	-	13	7	4	13	16
50	202615	TREMMELE Anton	GER	-	-	-	6	-	-	3	-	18	11	9	16
52	422803	SOLBERG Eirik Hystad	NOR	8	-	-	-	-	-	-	-	13	8	8	13

Kitzbühel (AUT)

8th Men's Slalom



FIS WCSL LIST



Number of Competitors: 61, Number of NSAs: 19

Rank	FIS Code	Name	NSA Code	1	2	3	4	5	6	7	8	Base	-	X	+	Y	=	WCSL-SL
52	491853	del CAMPO HERN.	ESP	-	-	-	-	-	-	-	-	34	21	-	-	-	-	13
54	502691	WISSTING Gustav	SWE	-	-	-	-	12	-	-	-	-	-	-	12	-	-	12
55	6291430	MAURBERGER Simon	ITA	-	-	-	10	-	-	-	-	-	-	-	10	-	-	10
56	6532084	RADAMUS River	USA	-	-	-	4	-	-	-	-	12	7	4	-	-	-	9
57	54729	PRAMSTALLER Kilian	AUT	-	-	-	-	-	-	-	-	9	6	-	-	-	-	3
58	6190628	ANGUENOT Leo	FRA	-	-	-	-	-	-	-	-	5	3	-	-	-	-	2
58	422893	BRAEKKEN Theodor	NOR	-	-	-	-	-	-	-	-	6	4	-	-	-	-	2
58	54447	RUELAND Simon	AUT	-	-	-	-	-	-	-	-	4	2	-	-	-	-	2
61	6300451	KATO Seigo	JPN	-	-	-	-	-	-	-	-	2	1	-	-	-	-	1

Number of competitors per NSA in the top 60

AUT:	10	BEL:	2	BRA:	1	BUL:	1	CAN:	1	CRO:	3
ESP:	2	EST:	1	FIN:	1	FRA:	7	GBR:	3	GER:	3
GRE:	1	ITA:	5	NOR:	7	SUI:	6	SWE:	3	USA:	3

Legend:			
-	No points	Base	Last season FIS World Cup Start List points
WCSL-SL	FIS World Cup Start List points for Slalom		
X	(Base/number of planned races in the current season) *(number of completed races in the current season)		
Y	FIS World Cup points won in the current season		

Kitzbühel (AUT)

8th Men's Slalom

OVERALL FIS WCSL LIST

Number of Competitors: 174, Number of NSAs: 29

Rank	FIS Code	Name	NSA Code	WCSL	Diff.	DH 5 races	SL 8 races	GS 5 races	SG 5 races
1	512269	ODERMATT Marco	SUI	1952		641 (1)	-	750 (1)	561 (1)
2	512182	MEILLARD Loic	SUI	1020	932	-	527 (3)	378 (3)	115 (18)
3	422304	KRISTOFFERSEN Henrik	NOR	969	983	-	573 (2)	396 (2)	-
4	422732	McGRATH Atle Lie	NOR	687	1265	-	405 (6)	282 (8)	-
5	422507	HAUGAN Timon	NOR	671	1281	-	452 (4)	219 (11)	-
6	53980	KRIECHMAYR Vincent	AUT	630	1322	226 (11)	-	-	404 (2)
7	6190403	NOEL Clement	FRA	617	1335	-	617 (1)	-	-
8	512471	von ALLMEN Franjo	SUI	578	1374	323 (2)	-	-	255 (5)
9	54063	FELLER Manuel	AUT	556	1396	-	422 (5)	134 (23)	-
10	380335	ZUBCIC Filip	CRO	503	1449	-	141 (22)	362 (4)	-
11	104537	ALEXANDER Cameron	CAN	483	1469	296 (4)	-	-	187 (9)
12	422766	STEEN OLSEN Alexander	NOR	481	1471	-	129 (23)	352 (6)	-
12	194873	SARRAZIN Cyprien	FRA	481	1471	298 (3)	-	3 (62)	180 (11)
14	990081	CASSE Mattia	ITA	473	1479	196 (14)	-	-	277 (4)
15	512038	ROGENTIN Stefan	SUI	470	1482	142 (16)	-	-	328 (3)
16	511896	MURISIER Justin	SUI	469	1483	271 (5)	-	52 (31)	146 (13)
17	422729	PINHEIRO BRAAT.	BRA	452	1500	-	313 (8)	139 (22)	-
18	291459	PARIS Dominik	ITA	451	1501	261 (7)	-	-	190 (8)
19	104531	CRAWFORD James	CAN	442	1510	269 (6)	-	7 (54)	166 (12)
20	54320	SCHWARZ Marco	AUT	414	1538	19 (51)	152 (20)	181 (16)	62 (28)
21	194858	ALLEGRE Nils	FRA	408	1544	225 (12)	-	-	183 (10)
22	202451	STRASSER Linus	GER	405	1547	-	393 (7)	12 (48)	-
23	512408	MONNEY Alexis	SUI	377	1575	249 (9)	-	-	128 (15)
24	6293171	VINATZER Alex	ITA	366	1586	-	179 (17)	187 (15)	-
25	561244	KRANJEC Zan	SLO	359	1593	-	-	359 (5)	-
26	6530319	COCHRAN-SIEGLE Ryan	USA	334	1618	222 (13)	-	-	112 (20)
27	194364	PINTURALT Alexis	FRA	326	1626	19 (51)	25 (46)	170 (18)	112 (20)
28	511638	TUMLER Thomas	SUI	321	1631	-	-	321 (7)	-
28	54445	HAASER Raphael	AUT	321	1631	17 (53)	-	104 (25)	200 (7)
30	511996	YULE Daniel	SUI	302	1650	-	302 (9)	-	-
31	6532084	RADAMUS River	USA	287	1665	-	9 (56)	224 (10)	54 (30)
32	561310	HROBAT Miha	SLO	285	1667	257 (8)	-	-	28 (43)
33	220689	RYDING Dave	GBR	272	1680	-	272 (10)	-	-
34	511852	CAVIEZEL Gino	SUI	269	1683	-	-	192 (14)	77 (27)
35	6190558	AMIEZ Steven	FRA	268	1684	-	268 (11)	-	-
35	6530104	BENNETT Bryce	USA	268	1684	242 (10)	-	-	26 (44)
37	990116	de ALIPRANDINI Luca	ITA	264	1688	-	-	264 (9)	-
38	502015	JAKOBSEN Kristoffer	SWE	257	1695	-	257 (12)	-	-
39	380377	KOLEGA Samuel	CRO	255	1697	-	255 (13)	-	-
40	92720	POPOV Albert	BUL	254	1698	-	254 (14)	-	-
40	54371	BABINSKY Stefan	AUT	254	1698	126 (17)	-	-	128 (15)
42	422707	MOELLER Fredrik	NOR	242	1710	11 (57)	-	7 (54)	224 (6)
43	54444	GSTREIN Fabio	AUT	238	1714	-	238 (15)	-	-
44	53975	HEMETSBERGER Daniel	AUT	232	1720	119 (18)	-	-	113 (19)
45	512203	NEF Tanguy	SUI	217	1735	-	217 (16)	-	-
46	422310	SEJERSTED Adri.	NOR	213	1739	79 (24)	-	-	134 (14)
46	422139	KILDE Aleksand.	NOR	213	1739	110 (21)	-	50 (33)	53 (32)
48	511983	AERNI Luca	SUI	201	1751	-	98 (27)	103 (26)	-
49	54027	BRENNSTEINER Stefan	AUT	196	1756	-	-	196 (12)	-
50	20398	VERDU Joan	AND	194	1758	-	-	194 (13)	-
51	934643	GOLDBERG Jared	USA	182	1770	56 (34)	-	-	126 (17)
52	54252	RASCHNER Dominik	AUT	177	1775	-	163 (18)	14 (46)	-
53	194935	FAVROT Thibaut	FRA	175	1777	-	-	175 (17)	-
54	54359	FEURSTEIN Patrick	AUT	163	1789	-	-	163 (19)	-
55	54093	STROLZ Johannes	AUT	162	1790	-	162 (19)	-	-
56	6190628	ANGUENOT Leo	FRA	153	1799	-	2 (58)	151 (20)	-
56	6291625	SCHIEDER Florian	ITA	153	1799	147 (15)	-	-	6 (61)
58	194298	GIEZENDANNER Blaise	FRA	151	1801	89 (23)	-	-	62 (28)
59	54628	FEURSTEIN Lukas	AUT	146	1806	-	-	36 (36)	110 (23)
60	202597	SCHMID Alexander	GER	145	1807	-	-	145 (21)	-
61	511899	ROCHAT Marc	SUI	142	1810	-	142 (21)	-	-
62	6293831	FRANZONI Giovanni	ITA	141	1811	34 (41)	-	-	107 (24)
63	104468	READ Jeffrey	CAN	138	1814	26 (47)	-	-	112 (20)
63	6290845	BOSCA Guglielmo	ITA	138	1814	36 (40)	-	-	102 (25)

Kitzbühel (AUT)

8th Men's Slalom

OVERALL FIS WCSL LIST

Number of Competitors: 174, Number of NSAs: 29

Rank	FIS Code	Name	NSA Code	WCSL	Diff.	DH 5 races	SL 8 races	GS 5 races	SG 5 races
65	60261	MAES Sam	BEL	132	1820	-	26 (45)	106 (24)	-
66	54170	MATT Michael	AUT	128	1824	-	128 (24)	-	-
66	512124	HINTERMANN Niels	SUI	128	1824	114 (20)	-	-	14 (56)
68	54005	STRIEDINGER Otmar	AUT	124	1828	90 (22)	-	-	34 (39)
69	194167	MUZATON Maxence	FRA	119	1833	119 (18)	-	-	-
70	6190543	RASSAT Paco	FRA	115	1837	-	115 (25)	-	-
71	512303	BOISSET Arnaud	SUI	113	1839	28 (44)	-	-	85 (26)
72	6532592	RITCHIE Benjamin	USA	104	1848	-	104 (26)	-	-
72	293006	INNERHOFER Christof	ITA	104	1848	58 (33)	-	-	46 (36)
74	51215	BAUMANN Romed	GER	103	1849	71 (26)	-	-	32 (41)
74	512281	ROESTI Lars	SUI	103	1849	70 (28)	-	-	33 (40)
76	54609	EICHBERGER Stefan	AUT	101	1851	51 (36)	-	-	50 (34)
77	192746	THEAUX Adrien	FRA	95	1857	71 (26)	-	-	24 (45)
78	512228	KOHLER Marco	SUI	94	1858	74 (25)	-	-	20 (48)
78	60253	MERCHANT Armand	BEL	94	1858	-	94 (28)	-	-
80	151238	ZABYSTRAN Jan	CZE	90	1862	43 (38)	-	-	47 (35)
81	6190176	BAILET Matthieu	FRA	88	1864	65 (31)	-	-	23 (46)
82	54348	PERTL Adrian	AUT	87	1865	-	87 (29)	-	-
82	180877	LEHTO Elian	FIN	87	1865	68 (29)	-	-	19 (50)
84	104272	SEGER Brodie	CAN	85	1867	65 (31)	-	-	20 (48)
85	193967	MUFFAT-JEANDET Victor	FRA	84	1868	-	62 (31)	22 (41)	-
86	54157	DANKLMAIER Daniel	AUT	81	1871	28 (44)	-	-	53 (32)
86	6190179	ALPHAND Nils	FRA	81	1871	67 (30)	-	-	14 (56)
88	990048	BORSOTTI Giovanni	ITA	79	1873	-	-	75 (27)	4 (65)
89	422278	WINDINGSTAD Rasmus	NOR	74	1878	-	-	73 (28)	1 (72)
90	6531520	MORSE Sam	USA	73	1879	55 (35)	-	-	18 (52)
91	6293252	KASTLUNGER Tobias	ITA	68	1884	-	68 (30)	-	-
92	6293775	DELLA VITE Filippo	ITA	67	1885	-	-	67 (29)	-
93	221236	TAYLOR Laurie	GBR	62	1890	-	62 (31)	-	-
93	390044	LAINÉ Tormis	EST	62	1890	-	27 (44)	35 (38)	-
93	531799	FORD Tommy	USA	62	1890	-	-	62 (30)	-
96	6291574	SALA Tommaso	ITA	61	1891	-	61 (33)	-	-
97	202762	JOCHER Simon	GER	59	1893	38 (39)	-	-	21 (47)
98	6531063	GINNIS Aj	GRE	56	1896	-	56 (34)	-	-
99	561255	CATER Martin	SLO	54	1898	50 (37)	-	-	4 (65)
99	6190687	LORIOT Florian	FRA	54	1898	-	-	-	54 (30)
99	6291053	ZAZZI Pietro	ITA	54	1898	11 (57)	-	-	43 (37)
99	6532163	SEYMOUR Jett	USA	54	1898	-	54 (35)	-	-
103	501987	MONSEN Felix	SWE	52	1900	20 (50)	-	-	32 (41)
103	293797	GROSS Stefano	ITA	52	1900	-	52 (36)	-	-
105	512424	JANUTIN Fadri	SUI	51	1901	-	-	51 (32)	-
105	380361	RODES Istok	CRO	51	1901	-	51 (37)	-	-
107	203096	VOGT Luis	GER	46	1906	28 (44)	-	-	18 (52)
108	202883	GRAMMEL Anton	GER	45	1907	-	-	45 (34)	-
108	502617	AX SWARTZ Fabian	SWE	45	1907	-	45 (38)	-	-
108	511902	ZENHAEUSERN Ramon	SUI	45	1907	-	45 (38)	-	-
111	6532123	NEGOMIR Kyle	USA	43	1909	6 (65)	-	-	37 (38)
111	103729	READ Erik	CAN	43	1909	-	17 (49)	26 (39)	-
113	180919	HALLBERG Eduard	FIN	39	1913	-	39 (40)	-	-
114	202909	STOCKINGER Jonas	GER	38	1914	-	-	38 (35)	-
115	202829	GRATZ Fabian	GER	36	1916	-	-	36 (36)	-
115	53817	FRANZ Max	AUT	36	1916	34 (41)	-	-	2 (69)
117	54630	STURM Joshua	AUT	34	1918	-	30 (42)	4 (59)	-
118	202520	HOLZMANN Sebastian	GER	33	1919	-	33 (41)	-	-
119	512275	METTLER Josua	SUI	29	1923	29 (43)	-	-	-
120	54528	HACKER Felix	AUT	28	1924	10 (60)	-	-	18 (52)
120	221223	MAJOR Billy	GBR	28	1924	-	28 (43)	-	-
120	200379	SANDER Andreas	GER	28	1924	23 (48)	-	-	5 (64)
123	422082	FOSS-SOLEVAAG S	NOR	25	1927	-	25 (46)	-	-
124	502433	HANSSON William	SWE	24	1928	-	-	24 (40)	-
125	54080	NEUMAYER Christopher	AUT	23	1929	23 (48)	-	-	-
126	6291725	ZINGERLE Hannes	ITA	21	1931	-	-	21 (42)	-
126	930024	MAPLE Wiley	USA	21	1931	17 (53)	-	-	4 (65)
128	512301	SIMONET Livio	SUI	20	1932	-	-	20 (43)	-

Kitzbühel (AUT)

8th Men's Slalom

OVERALL FIS WCSL LIST

Number of Competitors: 174, Number of NSAs: 29

Rank	FIS Code	Name	NSA Code	WCSL	Diff.	DH 5 races	SL 8 races	GS 5 races	SG 5 races
129	6292783	MOLTENI Nicolo	ITA	19	1933	-	-	-	19 (50)
129	54631	ZWISCHENBRUGGER Noel	AUT	19	1933	-	-	19 (44)	-
131	104539	SEGER Riley	CAN	18	1934	-	-	-	18 (52)
131	491879	SALARICH Joaquim	ESP	18	1934	-	18 (48)	-	-
133	54538	RIESER Stefan	AUT	17	1935	17 (53)	-	-	-
134	6190909	DESGRIPPES Hugo	FRA	16	1936	-	16 (50)	-	-
134	700879	ZAMPA Andreas	SVK	16	1936	-	-	16 (45)	-
134	54733	WIESER Vincent	AUT	16	1936	8 (62)	-	-	8 (59)
134	202615	TREMME Anton	GER	16	1936	-	16 (50)	-	-
138	512549	HILTBRAND Livio	SUI	14	1938	14 (56)	-	-	-
139	422803	SOLBERG Eirik Hystad	NOR	13	1939	-	13 (52)	-	-
139	54368	BORNAES Christian	DEN	13	1939	-	-	13 (47)	-
139	491853	del CAMPO HERN.	ESP	13	1939	-	13 (52)	-	-
142	502691	WISSTING Gustav	SWE	12	1940	-	12 (54)	-	-
142	54209	KRENN Christoph	AUT	12	1940	-	-	-	12 (58)
144	6531928	KENNEY Patrick	USA	11	1941	-	-	11 (49)	-
144	54481	TRANINGER Manuel	AUT	11	1941	5 (66)	-	-	6 (61)
144	202059	FERSTL Josef	GER	11	1941	11 (57)	-	-	-
147	6291430	MAURBERGER Simon	ITA	10	1942	-	10 (55)	-	-
147	110324	von APPEN Henrik	CHI	10	1942	8 (62)	-	-	2 (69)
147	202535	DRESSEN Thomas	GER	10	1942	4 (67)	-	-	6 (61)
147	512039	ROULIN Gilles	SUI	10	1942	2 (70)	-	-	8 (59)
147	512495	ZURBRUEGG Sandro	SUI	10	1942	-	-	10 (50)	-
152	202437	LUITZ Stefan	GER	9	1943	-	-	9 (51)	-
152	6531444	ARVIDSSON Erik	USA	9	1943	8 (62)	-	-	1 (72)
152	202345	SCHWAIGER Dominik	GER	9	1943	9 (61)	-	-	-
155	6191334	ELEZI CANNAFER.	FRA	8	1944	-	-	8 (52)	-
155	53831	HIRSCHER Marcel	NED	8	1944	-	-	8 (52)	-
157	6300451	KATO Seigo	JPN	6	1946	-	1 (61)	5 (56)	-
158	780023	DRUKAROV Andrej	LTU	5	1947	-	-	5 (56)	-
158	194495	FAIVRE Mathieu	FRA	5	1947	-	-	5 (56)	-
160	350095	PIFFNER Marco	LIE	4	1948	4 (67)	-	-	-
160	6190876	ORECCHIONI Diego	FRA	4	1948	-	-	4 (59)	-
160	501898	ROENNGREN Mattias	SWE	4	1948	-	-	4 (59)	-
163	6293445	ALLIOD Benjamin	ITA	3	1949	3 (69)	-	-	-
163	54438	PLOIER Andreas	AUT	3	1949	-	-	-	3 (68)
163	422730	GUNLEIKSRUD Ha.	NOR	3	1949	-	-	3 (62)	-
163	54729	PRAMSTALLER Kilian	AUT	3	1949	-	3 (57)	-	-
167	350097	GAUER Nico	LIE	2	1950	-	-	-	2 (69)
167	422893	BRAEKKEN Theodor	NOR	2	1950	-	2 (58)	-	-
167	40621	MUHLEN-SCHULTE Louis	AUS	2	1950	-	-	2 (64)	-
167	492192	ORTEGA Albert	ESP	2	1950	-	-	2 (64)	-
167	54447	RUELAND Simon	AUT	2	1950	-	2 (58)	-	-
172	6190459	ALPHAND Sam	FRA	1	1951	-	-	-	1 (72)
172	6190726	FRESQUET Adrien	FRA	1	1951	-	-	-	1 (72)
172	6531963	STEFFEY George	USA	1	1951	-	-	1 (66)	-

Legend:							
-	No points	DH	Downhill	Diff.	Time difference	GS	Giant Slalom
SG	Super-G	SL	Slalom	WCSL	Overall points		

Kitzbühel (AUT)

8th Men's Slalom



FIS NATION CUP

Number of Nations: 25

Rank	NSA	Name	Points	Diff.	DH	SL	GS	SG	AC	PAR	TE
1	SUI	Switzerland	4050		1262	866	841	1081	-	-	-
2	NOR	Norway	2216	1834	58	1140	715	303	-	-	-
3	AUT	Austria	2189	1861	413	749	358	669	-	-	-
4	FRA	France	1827	2223	367	840	274	346	-	-	-
5	ITA	Italy	1373	2677	305	225	339	504	-	-	-
6	USA	United States of America	814	3236	287	143	147	237	-	-	-
7	CAN	Canada	781	3269	450	10	11	310	-	-	-
8	GER	Germany	522	3528	99	200	178	45	-	-	-
9	CRO	Croatia	498	3552	-	337	161	-	-	-	-
10	SLO	Slovenia	483	3567	267	-	186	30	-	-	-
11	BRA	Brazil	452	3598	-	313	139	-	-	-	-
12	SWE	Sweden	303	3747	20	227	24	32	-	-	-
13	GBR	Great Britain	216	3834	-	216	-	-	-	-	-
14	BUL	Bulgaria	211	3839	-	211	-	-	-	-	-
15	BEL	Belgium	144	3906	-	92	52	-	-	-	-
16	CZE	Czechia	85	3965	38	-	-	47	-	-	-
17	AND	Andorra	84	3966	-	-	84	-	-	-	-
18	FIN	Finland	81	3969	32	39	-	10	-	-	-
19	EST	Estonia	62	3988	-	27	35	-	-	-	-
20	ESP	Spain	16	4034	-	16	-	-	-	-	-
21	SVK	Slovakia	13	4037	-	-	13	-	-	-	-
22	GRE	Greece	12	4038	-	12	-	-	-	-	-
23	CHI	Chile	8	4042	8	-	-	-	-	-	-
23	NED	Netherlands	8	4042	-	-	8	-	-	-	-
25	LIE	Liechtenstein	4	4046	4	-	-	-	-	-	-

Kitzbühel (AUT)

8th Men's Slalom

OVERALL FIS NATION CUP



Number of Nations: 31

Rk	NSA	Overall			DH Points			SL Points			GS Points			SG Points			AC Points			PAR Points			TE Points
		M+W	M	W	M+W	M	W	M+W	M	W	M+W	M	W	M+W	M	W	M+W	M	W	M+W	M	W	M+W
1	SUI	6818	4050	2768	1782	1262	520	1968	866	1102	1277	841	436	1791	1081	710	-	-	-	-	-	-	-
2	AUT	4355	2189	2166	1026	413	613	1301	749	552	696	358	338	1332	669	663	-	-	-	-	-	-	-
3	ITA	3784	1373	2411	1147	305	842	309	225	84	762	339	423	1566	504	1062	-	-	-	-	-	-	-
4	NOR	3017	2216	801	228	58	170	1237	1140	97	1030	715	315	522	303	219	-	-	-	-	-	-	-
5	USA	2432	814	1618	640	287	353	512	143	369	653	147	506	627	237	390	-	-	-	-	-	-	-
6	FRA	2284	1827	457	453	367	86	1017	840	177	309	274	35	505	346	159	-	-	-	-	-	-	-
7	SWE	1288	303	985	20	20	-	851	227	624	385	24	361	32	32	-	-	-	-	-	-	-	-
8	GER	1181	522	659	164	99	65	572	200	372	254	178	76	191	45	146	-	-	-	-	-	-	-
9	CAN	1147	781	366	460	450	10	166	10	156	195	11	184	326	310	16	-	-	-	-	-	-	-
10	CRO	1025	498	527	-	-	-	672	337	335	353	161	192	-	-	-	-	-	-	-	-	-	-
11	SLO	969	483	486	345	267	78	197	-	197	344	186	158	83	30	53	-	-	-	-	-	-	-
12	BRA	452	452	-	-	-	-	313	313	-	139	139	-	-	-	-	-	-	-	-	-	-	-
13	NZL	385	-	385	4	-	4	-	-	-	300	-	300	81	-	81	-	-	-	-	-	-	-
14	ALB	368	-	368	-	-	-	170	-	170	198	-	198	-	-	-	-	-	-	-	-	-	-
15	CZE	343	85	258	170	38	132	29	-	29	-	-	-	144	47	97	-	-	-	-	-	-	-
16	GBR	216	216	-	-	-	-	216	216	-	-	-	-	-	-	-	-	-	-	-	-	-	-
17	BUL	211	211	-	-	-	-	211	211	-	-	-	-	-	-	-	-	-	-	-	-	-	-
18	BEL	144	144	-	-	-	-	92	92	-	52	52	-	-	-	-	-	-	-	-	-	-	-
19	AND	84	84	-	-	-	-	-	-	-	84	84	-	-	-	-	-	-	-	-	-	-	-
20	FIN	81	81	-	32	32	-	39	39	-	-	-	-	10	10	-	-	-	-	-	-	-	-
21	POL	68	-	68	-	-	-	-	-	-	68	-	68	-	-	-	-	-	-	-	-	-	-
22	EST	62	62	-	-	-	-	27	27	-	35	35	-	-	-	-	-	-	-	-	-	-	-
23	BIH	22	-	22	6	-	6	-	-	-	-	-	-	16	-	16	-	-	-	-	-	-	-
24	ESP	16	16	-	-	-	-	16	16	-	-	-	-	-	-	-	-	-	-	-	-	-	-
25	SVK	13	13	-	-	-	-	-	-	-	13	13	-	-	-	-	-	-	-	-	-	-	-
26	GRE	12	12	-	-	-	-	12	12	-	-	-	-	-	-	-	-	-	-	-	-	-	-
27	LAT	10	-	10	-	-	-	10	-	10	-	-	-	-	-	-	-	-	-	-	-	-	-
28	CHI	8	8	-	8	8	-	-	-	-	-	-	-	-	-	-	-	-	-	-	-	-	-
28	NED	8	8	-	-	-	-	-	-	-	8	8	-	-	-	-	-	-	-	-	-	-	-
30	LIE	4	4	-	4	4	-	-	-	-	-	-	-	-	-	-	-	-	-	-	-	-	-
31	ARG	1	-	1	-	-	-	-	-	-	1	-	1	-	-	-	-	-	-	-	-	-	-

Kitzbühel (AUT)



8th Men's Slalom

CONSTRUCTORS' CHAMPIONSHIP

Number of Brands: 9

Rank	Name	Points	Diff.	DH	SL	GS	SG	AC	PAR
1	Rossignol	1985		215	830	500	440	-	-
2	Head	1725	260	675	400	150	500	-	-
3	Stoeckli	1360	625	545	-	450	365	-	-
4	Atomic	1265	720	165	550	310	240	-	-
5	Van deer	870	1115	-	615	255	-	-	-
6	Fischer	705	1280	130	170	110	295	-	-
7	Dynastar	440	1545	-	440	-	-	-	-
8	Salomon	195	1790	95	-	100	-	-	-
9	Nordica	95	1890	50	-	-	45	-	-

Kitzbühel (AUT)

8th Men's Slalom



OVERALL CONSTRUCTORS' CHAMPIONSHIP

Number of Brands: 11

Rank	Brand	Overall			DH Points			SL Points			GS Points			SG Points			AC Points			PAR Points		
		M+W	M	W	M+W	M	W	M+W	M	W	M+W	M	W	M+W	M	W	M+W	M	W	M+W	M	W
1	Head	5235	1725	3510	1290	675	615	1705	400	1305	610	150	460	1630	500	1130	-	-	-	-	-	-
2	Rossignol	3960	1985	1975	565	215	350	1235	830	405	1270	500	770	890	440	450	-	-	-	-	-	-
3	Atomic	2560	1265	1295	555	165	390	1030	550	480	525	310	215	450	240	210	-	-	-	-	-	-
4	Stoeckli	1360	1360	-	545	545	-	-	-	-	450	450	-	365	365	-	-	-	-	-	-	-
5	Van deer	870	870	-	-	-	-	615	615	-	255	255	-	-	-	-	-	-	-	-	-	-
6	Fischer	795	705	90	175	130	45	170	170	-	110	110	-	340	295	45	-	-	-	-	-	-
7	Salomon	575	195	380	95	95	-	-	-	-	400	100	300	80	-	80	-	-	-	-	-	-
8	Dynastar	440	440	-	-	-	-	440	440	-	-	-	-	-	-	-	-	-	-	-	-	-
9	Blizzard	210	-	210	-	-	-	80	-	80	130	-	130	-	-	-	-	-	-	-	-	-
10	Kaestle	100	-	100	100	-	100	-	-	-	-	-	-	-	-	-	-	-	-	-	-	-
11	Nordica	95	95	-	50	50	-	-	-	-	-	-	-	45	45	-	-	-	-	-	-	-