



LONGINES



## AUDI FIS SKI WORLD CUP 2024/25



La Thuile (ITA)

8th Women's Super-G

## ENTRY LIST BY NSA

Number of Competitors: 49, Number of NSAs: 14

NSA	FIS Code	Name	Date of Birth	DH	FIS Points (6th of March 2025 - List 18)				AC
					SL	GS	SG		
<b>AND</b> (1)	25210	<b>MORENO Cande</b>	30 OCT 2000	28.25 (72)	389.86(3847)	204.33(3216)	39.90 (127)	153.27 (73)	
<b>AUT</b> (9)	56258	<b>AGER Christina</b>	11 NOV 1995	7.75 (22)	75.54(1339)	71.45(1286)	17.44 (31)	88.61 (23)	
	56217	<b>BRUNNER Stephanie</b>	20 FEB 1994	46.09 (118)	17.03 (57)	13.74 (23)	38.90 (119)	30.45 (4)	
	56551	<b>EGGER Magdalena</b>	22 JAN 2001	18.64 (44)	45.50 (577)	32.24 (293)	22.97 (59)	133.13 (47)	
	56417	<b>FEST Nadine</b>	28 JUN 1998	21.01 (50)	-	30.77 (267)	12.26 (20)	-	
	56128	<b>HUETTER Cornelia</b>	29 OCT 1992	0.00 (1)	-	482.57(3893)	0.77 (4)	286.65 (284)	
	56125	<b>PUCHNER Mirjam</b>	18 MAY 1992	4.74 (15)	999.99(4053)	179.54(3006)	2.89 (9)	253.85 (224)	
	56256	<b>RAEDLER Ariane</b>	20 JAN 1995	7.94 (23)	403.38(3864)	122.25(2316)	10.41 (17)	162.66 (82)	
	56416	<b>SCHEIB Julia</b>	12 MAY 1998	135.57 (506)	251.01(3510)	8.58 (12)	28.41 (78)	133.74 (48)	
	56177	<b>VENIER Stephanie</b>	19 DEC 1993	0.59 (4)	999.99(4053)	105.38(2041)	1.55 (6)	396.71 (448)	
<b>BIH</b> (1)	715171	<b>MUZAFERIJA Elvedina</b>	20 AUG 1999	16.19 (41)	353.15(3805)	41.78 (499)	17.88 (32)	158.16 (76)	
<b>CAN</b> (1)	107613	<b>GRENIER Valerie</b>	30 OCT 1996	11.45 (31)	237.74(3456)	2.53 (7)	18.95 (37)	138.17 (54)	
<b>CZE</b> (1)	155763	<b>LEDECKA Ester</b>	23 MAR 1995	2.78 (11)	198.68(3227)	108.24(2079)	1.85 (8)	48.99 (9)	
<b>FRA</b> (5)	197956	<b>CERUTTI Camille</b>	22 DEC 1998	28.99 (73)	311.04(3721)	28.11 (202)	23.99 (63)	197.55 (124)	
	198029	<b>CLEMENT Karen</b>	29 JAN 1999	19.13 (46)	241.70(3474)	20.37 (76)	18.13 (34)	162.39 (80)	
	197651	<b>DIREZ Clara</b>	5 APR 1995	59.05 (159)	45.09 (558)	8.58 (12)	31.08 (88)	999.99 (708)	
	197641	<b>GAUCHE Laura</b>	4 MAR 1995	9.82 (29)	908.49(4043)	153.75(2720)	9.01 (16)	77.31 (16)	
	197497	<b>MIRADOLI Romane</b>	10 MAR 1994	15.40 (40)	266.27(3581)	27.42 (189)	5.20 (12)	122.34 (41)	
<b>GER</b> (2)	507168	<b>AICHER Emma</b>	13 NOV 2003	1.03 (6)	6.88 (13)	18.90 (61)	14.78 (24)	78.77 (17)	
	206668	<b>WEIDLE-WINKELMANN Kira</b>	24 FEB 1996	7.49 (21)	999.99(4053)	53.04 (773)	5.37 (13)	299.82 (303)	
<b>ITA</b> (10)	299276	<b>BASSINO Marta</b>	27 FEB 1996	3.00 (13)	81.08(1496)	5.25 (8)	4.83 (11)	36.59 (5)	
	6295745	<b>BERNARDI Vicky</b>	6 JUL 2002	30.87 (76)	83.54(1554)	68.79(1211)	25.05 (68)	215.81 (157)	
	297601	<b>BRIGNONE Federica</b>	14 JUL 1990	0.00 (1)	32.08 (309)	0.00 (1)	0.00 (1)	48.30 (8)	
	297910	<b>CURTONI Elena</b>	3 FEB 1991	3.62 (14)	451.50(3906)	41.75 (498)	1.14 (5)	61.90 (12)	
	299630	<b>DELAGO Nadia</b>	12 NOV 1997	13.76 (36)	999.99(4053)	244.53(3443)	26.69 (77)	191.37 (114)	
	299466	<b>DELAGO Nicol</b>	5 JAN 1996	4.91 (16)	550.47(3962)	425.84(3844)	25.84 (73)	168.51 (86)	
	298323	<b>GOGGIA Sofia</b>	15 NOV 1992	0.07 (3)	792.05(4020)	11.43 (17)	0.60 (3)	151.65 (72)	
	299383	<b>MELESI Roberta</b>	18 JUL 1996	25.06 (61)	525.77(3950)	18.72 (58)	12.43 (22)	159.42 (78)	
	299624	<b>PIROVANO Laura</b>	20 NOV 1997	5.84 (19)	107.85(2096)	54.47 (822)	11.66 (19)	134.99 (50)	
	299363	<b>ZENERE Asja</b>	13 DEC 1996	54.09 (143)	575.51(3973)	15.90 (38)	19.01 (38)	259.74 (236)	
<b>NOR</b> (2)	426257	<b>LIE Kajsja Vickhoff</b>	20 JUN 1998	9.06 (28)	159.78(2852)	20.53 (79)	3.08 (10)	82.20 (21)	
	426324	<b>MONSEN Marte</b>	27 JAN 2000	11.63 (32)	95.13(1817)	19.18 (65)	28.95 (80)	159.44 (79)	
<b>NZL</b> (1)	415232	<b>ROBINSON Alice</b>	1 DEC 2001	26.66 (65)	285.71(3639)	0.63 (4)	8.26 (15)	257.45 (232)	
<b>POL</b> (1)	435334	<b>GASIENICA-DANIEL Maryna</b>	19 FEB 1994	71.67 (206)	148.62(2709)	14.61 (24)	24.59 (66)	106.71 (28)	

Page 1/2

Data Processing by LONGINES

www.fis-ski.com

LONGINES Timing

Generation date : THU 13 MAR 2025

Time : 17:00

Document: C32E 1.0



LONGINES

VREDESTEIN  
TYRES

SKECHERS

GRANA  
PADANO  
Italian CheeseLIQUI  
MOLYPromoted by  
infront

**La Thuile (ITA)**


8th Women's Super-G

**ENTRY LIST BY NSA**

Number of Competitors: 49, Number of NSAs: 14

NSA	FIS Code	Name	Date of Birth	DH	FIS Points (6th of March 2025 - List 18)				
					SL	GS	SG	AC	
<b>SLO</b> (1)	565360	<b>STUHEC Ilka</b>	26 OCT 1990	5.28 (18)	201.41(3245)	24.00 (137)	22.89 (57)	144.80 (61)	
<b>SUI</b> (7)	516766	<b>BLANC Malorie</b>	6 JAN 2004	13.15 (34)	99.45(1916)	34.02 (330)	14.93 (25)	193.80 (117)	
	516284	<b>GISIN Michelle</b>	5 DEC 1993	8.57 (24)	7.10 (15)	20.51 (77)	10.85 (18)	71.48 (14)	
	516138	<b>GUT-BEHRAMI Lara</b>	27 APR 1991	2.62 (10)	606.90(3984)	0.00 (1)	0.00 (1)	319.62 (346)	
	516185	<b>HAEHLEN Joana</b>	23 JAN 1992	8.79 (26)	999.99(4053)	504.35(3908)	16.82 (30)	602.24 (601)	
	516219	<b>MING-NUFER Priska</b>	11 FEB 1992	8.62 (25)	999.99(4053)	32.74 (310)	21.79 (51)	116.49 (37)	
	516611	<b>SCHMITT Janine</b>	26 OCT 2000	20.63 (48)	47.56 (617)	20.33 (75)	22.16 (52)	221.72 (167)	
	516319	<b>SUTER Corinne</b>	28 SEP 1994	4.92 (17)	999.99(4053)	61.98(1029)	13.40 (23)	407.55 (459)	
<b>USA</b> (7)	6536213	<b>CASHMAN Keely</b>	4 APR 1999	29.25 (74)	26.10 (196)	23.00 (103)	22.90 (58)	229.82 (183)	
	6535455	<b>JOHNSON Breezy</b>	19 JAN 1996	1.63 (7)	549.53(3961)	390.41(3816)	20.56 (42)	251.60 (216)	
	6536821	<b>MACUGA Lauren</b>	4 JUL 2002	2.55 (9)	71.93(1251)	29.05 (230)	1.78 (7)	299.79 (302)	
	6535765	<b>MANGAN Tricia</b>	7 MAR 1997	24.61 (58)	108.81(2117)	26.40 (170)	25.64 (71)	183.24 (98)	
	6537228	<b>MOLLIN Allison</b>	7 JUL 2004	33.64 (84)	85.90(1615)	47.09 (634)	37.15 (110)	373.31 (420)	
	537544	<b>VONN Lindsey</b>	18 OCT 1984	11.24 (30)	999.99(4053)	260.28(3524)	16.67 (29)	305.76 (314)	
	539536	<b>WILES Jacqueline</b>	13 JUL 1992	8.82 (27)	412.22(3875)	589.77(3939)	25.71 (72)	345.56 (384)	

<b>Legend:</b>				
-	No points	<b>WCSL-AC</b>	FIS World Cup Start List points for Alpine Combined	
<b>WCSL-DH</b>	FIS World Cup Start List points for Downhill	<b>WCSL-GS</b>	FIS World Cup Start List points for Giant Slalom	
<b>WCSL-O</b>	Overall FIS World Cup Start List points	<b>WCSL-SG</b>	FIS World Cup Start List points for Super-G	
<b>WCSL-SL</b>	FIS World Cup Start List points for Slalom			



LONGINES



LTH  
LA THUILE  
Valle d'Aosta



F I S



CONI  
COMITATO REGIONALE  
VALLE D'AOSTA  
COMITE REGIONAL  
VALLEE D'AOSTE



Audi  
FIS Ski World Cup

# AUDI FIS SKI WORLD CUP 2024/25

LONGINES

La Thuile (ITA)

8th Women's Super-G

FRI 14 MAR 2025

Start Time 11:00



## DRAW LIST

Number of Competitors: 49, Number of NSAs: 14

Rank 120 in the FIS List: LANI Federica 38.96 FIS Points

No.	FIS Code	Name	NSA Code	WCSL-SG	WCSL-O	FIS SG
1	516138	GUT-BEHRAMI Lara	SUI	662 (1)	1436 (2)	0.00 (1)
2	297601	BRIGNONE Federica	ITA	659 (2)	1867 (1)	0.00 (1)
3	298323	GOGGIA Sofia	ITA	478 (3)	1058 (3)	0.60 (3)
4	426257	LIE Kajsa Vickhoff	NOR	390 (4)	682 (10)	3.08 (10)
5	56177	VENIER Stephanie	AUT	375 (5)	578 (17)	1.55 (6)
6	6536821	MACUGA Lauren	USA	361 (6)	645 (15)	1.78 (7)
7	56128	HUETTER Cornelia	AUT	324 (7)	830 (8)	0.77 (4)
8	297910	CURTONI Elena	ITA	302 (8)	402 (24)	1.14 (5)
9	155763	LEDECKA Ester	CZE	266 (9)	528 (19)	1.85 (8)
10	516319	SUTER Corinne	SUI	233 (10)	491 (20)	13.40 (23)
11	507168	AICHER Emma	GER	215 (11)	610 (16)	14.78 (24)
12	197497	MIRADOLI Romane	FRA	195 (12)	241 (40)	5.20 (12)
13	415232	ROBINSON Alice	NZL	195 (12)	893 (5)	8.26 (15)
14	299624	PIROVANO Laura	ITA	194 (14)	471 (21)	11.66 (19)
15	299276	BASSINO Marta	ITA	193 (15)	432 (23)	4.83 (11)
16	56256	RAEDLER Ariane	AUT	191 (16)	344 (27)	10.41 (17)
17	206668	WEIDLE-WINKELMANN Kira	GER	151 (17)	300 (32)	5.37 (13)
18	56125	PUCHNER Mirjam	AUT	149 (18)	392 (25)	2.89 (9)
19	516284	GISIN Michelle	SUI	120 (19)	316 (28)	10.85 (18)
20	537544	VONN Lindsey	USA	103 (21)	205 (44)	16.67 (29)
21	299383	MELESI Roberta	ITA	94 (22)	127 (56)	12.43 (22)
22	197641	GAUCHE Laura	FRA	91 (23)	182 (46)	9.01 (16)
23	516766	BLANC Malorie	SUI	86 (24)	175 (47)	14.93 (25)
24	56258	AGER Christina	AUT	81 (25)	168 (48)	17.44 (31)
25	565360	STUHEC Ilka	SLO	77 (26)	289 (35)	22.89 (57)
26	516185	HAEHLEN Joana	SUI	65 (27)	94 (68)	16.82 (30)
27	6536213	CASHMAN Keely	USA	63 (28)	69 (74)	22.90 (58)
28	198029	CLEMENT Karen	FRA	50 (29)	56 (82)	18.13 (34)
29	56417	FEST Nadine	AUT	49 (30)	68 (77)	12.26 (20)
30	715171	MUZAFERIJA Elvedina	BIH	39 (32)	60 (81)	17.88 (32)
31	107613	GRENIER Valerie	CAN	32 (34)	306 (30)	18.95 (37)
32	299363	ZENERE Asja	ITA	22 (37)	78 (73)	19.01 (38)
33	6535455	JOHNSON Breezy	USA	24 (36)	313 (29)	20.56 (42)
34	516219	MING-NUFER Priska	SUI	19 (40)	102 (63)	21.79 (51)
35	516611	SCHMITT Janine	SUI	19 (40)	39 (89)	22.16 (52)
36	56551	EGGER Magdalena	AUT	12 (45)	36 (92)	22.97 (59)
37	197956	CERUTTI Camille	FRA	27 (35)	27 (96)	23.99 (63)
38	435334	GASIENICA-DANIEL Maryna	POL	8 (49)	134 (53)	24.59 (66)



La Thuile (ITA)



8th Women's Super-G

FRI 14 MAR 2025

DRAW LIST

Start Time 11:00

Number of Competitors: 49, Number of NSAs: 14

Rank 120 in the FIS List: LANI Federica 38.96 FIS Points

No.	FIS Code	Name	NSA Code	WCSL-SG	WCSL-O	FIS SG
39	6295745	BERNARDI Vicky	ITA	10 (47)	13 (113)	25.05 (68)
40	6535765	MANGAN Tricia	USA	16 (43)	17 (106)	25.64 (71)
41	539536	WILES Jacqueline	USA	13 (44)	166 (49)	25.71 (72)
42	299466	DELAGO Nicol	ITA	20 (38)	153 (50)	25.84 (73)
43	299630	DELAGO Nadia	ITA	2 (65)	64 (78)	26.69 (77)
44	56416	SCHEIB Julia	AUT	5 (56)	306 (30)	28.41 (78)
45	426324	MONSEN Marte	NOR	12 (45)	88 (69)	28.95 (80)
46	197651	DIREZ Clara	FRA	-	61 (79)	31.08 (88)
47	6537228	MOLLIN Allison	USA	-	-	37.15 (110)
48	56217	BRUNNER Stephanie	AUT	4 (60)	118 (59)	38.90 (119)
49	25210	MORENO Cande	AND	-	-	>39.90 (127)

<b>Legend:</b>	
-	No points
>	Greater than 120th rank in the FIS points list
<b>FIS SG</b>	FIS points for Super G (18th FIS points list 2024/25)
<b>WCSL-O</b>	Overall FIS World Cup Start List points
<b>WCSL-SG</b>	FIS World Cup Start List points for Super G
<b>No.</b>	Control Number

Number of Competitors: 49, Number of NSAs: 14

Bib	FIS Code	Name	Year of Birth	NSA Code	Time	Ski
1	197497	MIRADOLI Romane	1994	FRA	_____	Dynastar
2	415232	ROBINSON Alice	2001	NZL	_____	Salomon
3	299624	PIROVANO Laura	1997	ITA	_____	Head
4	537544	VONN Lindsey	1984	USA	_____	Head
5	56125	PUCHNER Mirjam	1992	AUT	_____	Atomic
6	297601	BRIGNONE Federica	1990	ITA	_____	Rossignol
7	56128	HUETTER Cornelia	1992	AUT	_____	Head
8	6536821	MACUGA Lauren	2002	USA	_____	Rossignol
9	297910	CURTONI Elena	1991	ITA	_____	Head
10	298323	GOGGIA Sofia	1992	ITA	_____	Atomic
11	426257	LIE Kajsa Vickhoff	1998	NOR	_____	Head
12	56177	VENIER Stephanie	1993	AUT	_____	Head
13	516138	GUT-BEHRAMI Lara	1991	SUI	_____	Head
14	155763	LEDECKA Ester	1995	CZE	_____	Kaestle
15	516319	SUTER Corinne	1994	SUI	_____	Head
-----break-----						
16	516284	GISIN Michelle	1993	SUI	_____	Salomon
17	299276	BASSINO Marta	1996	ITA	_____	Salomon
18	56256	RAEDLER Ariane	1995	AUT	_____	Head
19	507168	AICHER Emma	2003	GER	_____	Head
20	206668	WEIDLE-WINKELMANN Kira	1996	GER	_____	Rossignol
21	299383	MELESI Roberta	1996	ITA	_____	Dynastar
22	197641	GAUCHE Laura	1995	FRA	_____	Head
-----break-----						
23	6536213	CASHMAN Keely	1999	USA	_____	Head
24	516185	HAEHLER Joana	1992	SUI	_____	Atomic
25	565360	STUHEC Ilka	1990	SLO	_____	Kaestle
26	56417	FEST Nadine	1998	AUT	_____	Head
27	198029	CLEMENT Karen	1999	FRA	_____	Head
28	516766	BLANC Malorie	2004	SUI	_____	Atomic
29	715171	MUZAFERIJA Elvedina	1999	BIH	_____	Atomic
30	56258	AGER Christina	1995	AUT	_____	Atomic
-----break-----						
31	107613	GRENIER Valerie	1996	CAN	_____	Rossignol
32	299363	ZENERE Asja	1996	ITA	_____	Salomon
33	6535455	JOHNSON Breezy	1996	USA	_____	Atomic
34	516219	MING-NUFER Priska	1992	SUI	_____	Kaestle
35	516611	SCHMITT Janine	2000	SUI	_____	Kaestle
36	56551	EGGER Magdalena	2001	AUT	_____	Head
37	197956	CERUTTI Camille	1998	FRA	_____	Atomic
38	435334	GASIENICA-DANIEL Maryna	1994	POL	_____	Atomic
39	6295745	BERNARDI Vicky	2002	ITA	_____	Nordica
40	6535765	MANGAN Tricia	1997	USA	_____	Head
41	539536	WILES Jacqueline	1992	USA	_____	Rossignol
42	299466	DELAGO Nicol	1996	ITA	_____	Atomic

**La Thuile (ITA)**

8th Women's Super-G

FRI 14 MAR 2025

**START LIST**

Start Time 11:00

Number of Competitors: 49, Number of NSAs: 14

Bib	FIS Code	Name	Year of Birth	NSA Code	Time	Ski
43	299630	DELAGO Nadia	1997	ITA		Atomic
44	56416	SCHEIB Julia	1998	AUT		Rossignol
45	426324	MONSEN Marte	2000	NOR		Rossignol
46	197651	DIREZ Clara	1995	FRA		Dynastar
47	6537228	MOLLIN Allison	2004	USA		Head
48	56217	BRUNNER Stephanie	1994	AUT		Head
49	25210	MORENO Cande	2000	AND		Head

**Jury**

FIS Technical Delegate	JACQUEMOD Ingrid	FRA
Referee	GERDOL Peter	FIS
Assistant Referee	SENIGAGLIESI Alberto	FIS
Chief of Race	COLLOMB Daniele	ITA

**Technical Data**

Course Name	3 Franco Berthod
Start Altitude	1996m
Finish Altitude	1530m
Vertical Drop	466m
Course Length	1482m
Homologation Number	15463/10/24

**Race Information**

Course Setter	GAMPER Franz	CZE
Gates/Turning Gates	30/28	
Start Time	11:00	

**Forerunners:**

F1 - CERVETTO Giulio	ITA	F2 - BANDITO Samuele	ITA	F3 - PARRAVICINI Sofia	ITA
F4 - BIELER Peter	ITA				

**Legend:**

YB Year of Birth

# OFFICIAL RESULTS

Number of Competitors: 49, Number of NSAs: 14

Penalty applied: 0.00

Rank	Bib	FIS Code	Name	YB	NSA Code	Time	Difference	Distance (m)	Race Points	Ski
1	6	297601	BRIGNONE Federica	1990	ITA	57.95			0.00	Rossignol
2	10	298323	GOGGIA Sofia	1992	ITA	57.96	0.01	0.26	0.21	Atomic
3	1	197497	MIRADOLI Romane	1994	FRA	58.00	0.05	1.28	1.03	Dynastar
4	15	516319	SUTER Corinne	1994	SUI	58.30	0.35	8.90	7.19	Head
4	13	516138	GUT-BEHRAMI Lara	1991	SUI	58.30	0.35	8.90	7.19	Head
6	9	297910	CURTONI Elena	1991	ITA	58.54	0.59	14.94	12.12	Head
7	18	56256	RAEDLER Ariane	1995	AUT	58.59	0.64	16.19	13.14	Head
8	31	107613	GRENIER Valerie	1996	CAN	58.61	0.66	16.69	13.55	Rossignol
8	11	426257	LIE Kajsa Vickhoff	1998	NOR	58.61	0.66	16.69	13.55	Head
10	24	516185	HAEHLEN Joana	1992	SUI	58.62	0.67	16.94	13.76	Atomic
11	22	197641	GAUCHE Laura	1995	FRA	58.64	0.69	17.44	14.17	Head
11	17	299276	BASSINO Marta	1996	ITA	58.64	0.69	17.44	14.17	Salomon
13	4	537544	VONN Lindsey	1984	USA	58.65	0.70	17.69	14.37	Head
14	14	155763	LEDECKA Ester	1995	CZE	58.66	0.71	17.94	14.58	Kaestle
15	7	56128	HUETTER Cornelia	1992	AUT	58.69	0.74	18.69	15.20	Head
16	37	197956	CERUTTI Camille	1998	FRA	58.81	0.86	21.67	17.66	Atomic
17	27	198029	CLEMENT Karen	1999	FRA	58.92	0.97	24.40	19.92	Head
18	12	56177	VENIER Stephanie	1993	AUT	58.97	1.02	25.63	20.95	Head
19	8	6536821	MACUGA Lauren	2002	USA	59.06	1.11	27.85	22.79	Rossignol
20	5	56125	PUCHNER Mirjam	1992	AUT	59.09	1.14	28.59	23.41	Atomic
21	21	299383	MELESI Roberta	1996	ITA	59.12	1.17	29.33	24.03	Dynastar
22	16	516284	GISIN Michelle	1993	SUI	59.19	1.24	31.05	25.46	Salomon
23	36	56551	EGGER Magdalena	2001	AUT	59.32	1.37	34.23	28.13	Head
24	25	565360	STUHEC Ilka	1990	SLO	59.64	1.69	41.99	34.70	Kaestle
25	28	516766	BLANC Malorie	2004	SUI	59.65	1.70	42.24	34.91	Atomic
26	3	299624	PIROVANO Laura	1997	ITA	59.69	1.74	43.20	35.73	Head
27	38	435334	GASIENICA-DANIEL Maryna	1994	POL	59.87	1.92	47.53	39.43	Atomic
28	20	206668	WEIDLE-WINKELMANN Kira	1996	GER	59.95	2.00	49.44	41.07	Rossignol
29	48	56217	BRUNNER Stephanie	1994	AUT	1:00.15	2.20	54.20	45.18	Head
30	41	539536	WILES Jacqueline	1992	USA	1:00.16	2.21	54.44	45.38	Rossignol
31	34	516219	MING-NUFER Priska	1992	SUI	1:00.20	2.25	55.39	46.20	Kaestle
32	33	6535455	JOHNSON Breezy	1996	USA	1:00.22	2.27	55.86	46.61	Atomic
32	26	56417	FEST Nadine	1998	AUT	1:00.22	2.27	55.86	46.61	Head
34	40	6535765	MANGAN Tricia	1997	USA	1:00.44	2.49	61.06	51.13	Head
35	44	56416	SCHEIB Julia	1998	AUT	1:00.45	2.50	61.29	51.34	Rossignol
36	29	715171	MUZAFERIJA Elvedina	1999	BIH	1:00.47	2.52	61.76	51.75	Atomic
37	23	6536213	CASHMAN Keely	1999	USA	1:00.51	2.56	62.70	52.57	Head
38	43	299630	DELAGO Nadia	1997	ITA	1:00.62	2.67	65.27	54.83	Atomic
39	45	426324	MONSEN Marte	2000	NOR	1:00.70	2.75	67.14	56.47	Rossignol
40	46	197651	DIREZ Clara	1995	FRA	1:00.75	2.80	68.31	57.50	Dynastar
41	39	6295745	BERNARDI Vicky	2002	ITA	1:00.76	2.81	68.54	57.70	Nordica
42	32	299363	ZENERE Asja	1996	ITA	1:00.84	2.89	70.40	59.35	Salomon
43	49	25210	MORENO Cande	2000	AND	1:01.41	3.46	83.50	71.05	Head
44	47	6537228	MOLLIN Allison	2004	USA	1:02.20	4.25	101.26	87.27	Head

DID NOT FINISH: 5 competitors

La Thuile (ITA)



8th Women's Super-G

FRI 14 MAR 2025

OFFICIAL RESULTS

Start Time 11:00

Number of Competitors: 49, Number of NSAs: 14

Penalty applied: 0.00

Rank	Bib	FIS Code	Name	YB	NSA Code	Time	Difference	Distance (m)	Race Points	Ski
	2	415232	ROBINSON Alice	2001	NZL					Salomon
	19	507168	AICHER Emma	2003	GER					Head
	30	56258	AGER Christina	1995	AUT					Atomic
	35	516611	SCHMITT Janine	2000	SUI					Kaestle
	42	299466	DELAGO Nicol	1996	ITA					Atomic

Jury

FIS Technical Delegate	JACQUEMOD Ingrid	FRA
Referee	GERDOL Peter	FIS
Assistant Referee	SENIGAGLIESI Alberto	FIS
Chief of Race	COLLOMB Daniele	ITA

Technical Data

Course Name	3 Franco Berthod
Start Altitude	1996m
Finish Altitude	1530m
Vertical Drop	466m
Course Length	1482m
Homologation Number	15463/10/24

Race Information

Course Setter	GAMPER Franz	CZE
Gates/Turning Gates	30/28	
Start Time	11:00	

Forerunners:

F1 - CERVETTO Giulio	ITA	F2 - BANDITO Samuele	ITA	F3 - PARRAVICINI Sofia	ITA
F4 - BIELER Peter	ITA				

Conditions on course:

PARTLY CLOUDY    Snow: HARD    Temperature - Start: -4°C / 25°F    Temperature - Finish: -1°C / 30°F

Legend:

YB    Year of Birth



Number of Competitors: 49, Number of NSAs: 14

Penalty applied: 0.00

Rank	Bib	FIS Code	Name	YB	NSA Code	Time	Difference	Distance (m)	Race Points	Ski
1	6	297601	BRIGNONE Federica	1990	ITA	57.95			0.00	Rossignol
2	10	298323	GOGGIA Sofia	1992	ITA	57.96	0.01	0.26	0.21	Atomic
3	1	197497	MIRADOLI Romane	1994	FRA	58.00	0.05	1.28	1.03	Dynastar
4	15	516319	SUTER Corinne	1994	SUI	58.30	0.35	8.90	7.19	Head
4	13	516138	GUT-BEHRAMI Lara	1991	SUI	58.30	0.35	8.90	7.19	Head
6	9	297910	CURTONI Elena	1991	ITA	58.54	0.59	14.94	12.12	Head
7	18	56256	RAEDLER Ariane	1995	AUT	58.59	0.64	16.19	13.14	Head
8	31	107613	GRENIER Valerie	1996	CAN	58.61	0.66	16.69	13.55	Rossignol
8	11	426257	LIE Kajsa Vickhoff	1998	NOR	58.61	0.66	16.69	13.55	Head
10	24	516185	HAEHLEN Joana	1992	SUI	58.62	0.67	16.94	13.76	Atomic
11	22	197641	GAUCHE Laura	1995	FRA	58.64	0.69	17.44	14.17	Head
11	17	299276	BASSINO Marta	1996	ITA	58.64	0.69	17.44	14.17	Salomon
13	4	537544	VONN Lindsey	1984	USA	58.65	0.70	17.69	14.37	Head
14	14	155763	LEDECKA Ester	1995	CZE	58.66	0.71	17.94	14.58	Kaestle
15	7	56128	HUETTER Cornelia	1992	AUT	58.69	0.74	18.69	15.20	Head
16	37	197956	CERUTTI Camille	1998	FRA	58.81	0.86	21.67	17.66	Atomic
17	27	198029	CLEMENT Karen	1999	FRA	58.92	0.97	24.40	19.92	Head
18	12	56177	VENIER Stephanie	1993	AUT	58.97	1.02	25.63	20.95	Head
19	8	6536821	MACUGA Lauren	2002	USA	59.06	1.11	27.85	22.79	Rossignol
20	5	56125	PUCHNER Mirjam	1992	AUT	59.09	1.14	28.59	23.41	Atomic
21	21	299383	MELESI Roberta	1996	ITA	59.12	1.17	29.33	24.03	Dynastar
22	16	516284	GISIN Michelle	1993	SUI	59.19	1.24	31.05	25.46	Salomon
23	36	56551	EGGER Magdalena	2001	AUT	59.32	1.37	34.23	28.13	Head
24	25	565360	STUHEC Ilka	1990	SLO	59.64	1.69	41.99	34.70	Kaestle
25	28	516766	BLANC Malorie	2004	SUI	59.65	1.70	42.24	34.91	Atomic
26	3	299624	PIROVANO Laura	1997	ITA	59.69	1.74	43.20	35.73	Head
27	38	435334	GASIENICA-DANIEL Maryna	1994	POL	59.87	1.92	47.53	39.43	Atomic
28	20	206668	WEIDLE-WINKELMANN Kira	1996	GER	59.95	2.00	49.44	41.07	Rossignol
29	48	56217	BRUNNER Stephanie	1994	AUT	1:00.15	2.20	54.20	45.18	Head
30	41	539536	WILES Jacqueline	1992	USA	1:00.16	2.21	54.44	45.38	Rossignol
31	34	516219	MING-NUFER Priska	1992	SUI	1:00.20	2.25	55.39	46.20	Kaestle
32	33	6535455	JOHNSON Breezy	1996	USA	1:00.22	2.27	55.86	46.61	Atomic
32	26	56417	FEST Nadine	1998	AUT	1:00.22	2.27	55.86	46.61	Head
34	40	6535765	MANGAN Tricia	1997	USA	1:00.44	2.49	61.06	51.13	Head
35	44	56416	SCHEIB Julia	1998	AUT	1:00.45	2.50	61.29	51.34	Rossignol
36	29	715171	MUZAFERIJA Elvedina	1999	BIH	1:00.47	2.52	61.76	51.75	Atomic
37	23	6536213	CASHMAN Keely	1999	USA	1:00.51	2.56	62.70	52.57	Head
38	43	299630	DELAGO Nadia	1997	ITA	1:00.62	2.67	65.27	54.83	Atomic
39	45	426324	MONSEN Marte	2000	NOR	1:00.70	2.75	67.14	56.47	Rossignol
40	46	197651	DIREZ Clara	1995	FRA	1:00.75	2.80	68.31	57.50	Dynastar
41	39	6295745	BERNARDI Vicky	2002	ITA	1:00.76	2.81	68.54	57.70	Nordica
42	32	299363	ZENERE Asja	1996	ITA	1:00.84	2.89	70.40	59.35	Salomon
43	49	25210	MORENO Cande	2000	AND	1:01.41	3.46	83.50	71.05	Head
44	47	6537228	MOLLIN Allison	2004	USA	1:02.20	4.25	101.26	87.27	Head

DID NOT FINISH: 5 competitors

La Thuile (ITA)



8th Women's Super-G

FRI 14 MAR 2025

OFFICIAL RESULTS

Start Time 11:00

Number of Competitors: 49, Number of NSAs: 14

Penalty applied: 0.00

Rank	Bib	FIS Code	Name	YB	NSA Code	Time	Difference	Distance (m)	Race Points	Ski
	2	415232	ROBINSON Alice	2001	NZL					Salomon
	19	507168	AICHER Emma	2003	GER					Head
	30	56258	AGER Christina	1995	AUT					Atomic
	35	516611	SCHMITT Janine	2000	SUI					Kaestle
	42	299466	DELAGO Nicol	1996	ITA					Atomic

Jury

FIS Technical Delegate	JACQUEMOD Ingrid	FRA
Referee	GERDOL Peter	FIS
Assistant Referee	SENIGAGLIESI Alberto	FIS
Chief of Race	COLLOMB Daniele	ITA

Technical Data

Course Name	3 Franco Berthod
Start Altitude	1996m
Finish Altitude	1530m
Vertical Drop	466m
Course Length	1482m
Homologation Number	15463/10/24

Race Information

Course Setter	GAMPER Franz	CZE
Gates/Turning Gates	30/28	
Start Time	11:00	

Forerunners:

F1 - CERVETTO Giulio	ITA	F2 - BANDITO Samuele	ITA	F3 - PARRAVICINI Sofia	ITA
F4 - BIELER Peter	ITA				

Conditions on course:

PARTLY CLOUDY    Snow: HARD    Temperature - Start: -4°C / 25°F    Temperature - Finish: -1°C / 30°F

Legend:

YB    Year of Birth





# AUDI FIS SKI WORLD CUP 2024/25



## La Thuile (ITA)

8th Women's Super-G

FRI 14 MAR 2025

Start Time 11:00

### PENALTY CALCULATION

#### Best 10 at Finish

F - factor: 1190

Rank	Bib	FIS Code	Name	NSA Code	FIS Points	Best 5	Race Points
1	6	297601	BRIGNONE Federica	ITA	0.00	0.00	0.00
2	10	298323	GOGGIA Sofia	ITA	0.60	0.60	0.21
3	1	197497	MIRADOLI Romane	FRA	5.20		
4	15	516319	SUTER Corinne	SUI	13.40		
4	13	516138	GUT-BEHRAMI Lara	SUI	0.00	0.00	7.19
6	9	297910	CURTONI Elena	ITA	1.14	1.14	12.12
7	18	56256	RAEDLER Ariane	AUT	10.41		
8	31	107613	GRENIER Valerie	CAN	18.95		
8	11	426257	LIE Kajsa Vickhoff	NOR	3.08	3.08	13.55
10	24	516185	HAEHLEN Joana	SUI	16.82		

#### Best 5 FIS Points Started

Rank	Bib	FIS Code	Name	NSA Code	FIS Points
1	6	297601	BRIGNONE Federica	ITA	0.00
4	13	516138	GUT-BEHRAMI Lara	SUI	0.00
2	10	298323	GOGGIA Sofia	ITA	0.60
15	7	56128	HUETTER Cornelia	AUT	0.77
6	9	297910	CURTONI Elena	ITA	1.14

#### TOTALS:

FIS Points of Best 5 Started (B)	2.51	
FIS Points of Best 5 at Finish in Top 10 (A)		4.82
Race Points of Corresponding Competitors (C)		33.07
Calculated Penalty (A+B-C):10 =>	-2.574	
Rounded	-2.57	
Category Adder	0.00	
Correction Value (Z)	0.00	
Calculated Penalty	-2.57	
Penalty Applied	0.00	

Number of Competitors: 44 Number of NSAs: 13

Rank	Bib	Name Ski	NSA Code	Positions		Partials		Difference		Speed				
				Pos.	Time	Rank	Pos.	Time	Rank	Time	Dist.(m)	Pos.	(km/h)	Rank
1	6	<b>BRIGNONE Federica</b> Rossignol	ITA	Int1:	14.38	(5)	<b>I1-I2:</b>	11.76	(7)	0.07		<b>Sp1</b>	96.70	(14)
				Int2:	26.14	(5)	<b>I2-I3:</b>	14.17	(3)	0.18				
				Int3:	40.31	(2)	<b>I3-Fin:</b>	17.64	(3)	0.09				
				Fin:	57.95	(1)				0.00	0.00	<b>Avg:</b>	92.07	
2	10	<b>GOGGIA Sofia</b> Atomic	ITA	Int1:	14.32	(2)	<b>I1-I2:</b>	11.75	(4)	0.01		<b>Sp1</b>	97.90	(5)
				Int2:	26.07	(2)	<b>I2-I3:</b>	14.15	(2)	0.11				
				Int3:	40.22	(1)	<b>I3-Fin:</b>	17.74	(7)	0.00				
				Fin:	57.96	(2)				0.01	0.26	<b>Avg:</b>	92.05	
3	1	<b>MIRADOLI Romane</b> Dynastar	FRA	Int1:	14.41	(8)	<b>I1-I2:</b>	12.01	(20)	0.10		<b>Sp1</b>	95.80	(16)
				Int2:	26.42	(12)	<b>I2-I3:</b>	14.27	(5)	0.46				
				Int3:	40.69	(7)	<b>I3-Fin:</b>	17.31	(1)	0.47				
				Fin:	58.00	(3)				0.05	1.28	<b>Avg:</b>	91.99	
4	15	<b>SUTER Corinne</b> Head	SUI	Int1:	14.40	(7)	<b>I1-I2:</b>	11.72	(3)	0.09		<b>Sp1</b>	96.80	(13)
				Int2:	26.12	(3)	<b>I2-I3:</b>	14.53	(16)	0.16				
				Int3:	40.65	(6)	<b>I3-Fin:</b>	17.65	(4)	0.43				
				Fin:	58.30	(4)				0.35	8.90	<b>Avg:</b>	91.51	
4	13	<b>GUT-BEHRAMI Lara</b> Head	SUI	Int1:	14.32	(2)	<b>I1-I2:</b>	11.82	(9)	0.01		<b>Sp1</b>	98.10	(2)
				Int2:	26.14	(5)	<b>I2-I3:</b>	14.48	(15)	0.18				
				Int3:	40.62	(5)	<b>I3-Fin:</b>	17.68	(5)	0.40				
				Fin:	58.30	(4)				0.35	8.90	<b>Avg:</b>	91.51	
6	9	<b>CURTONI Elena</b> Head	ITA	Int1:	14.52	(14)	<b>I1-I2:</b>	11.70	(2)	0.21		<b>Sp1</b>	98.10	(2)
				Int2:	26.22	(9)	<b>I2-I3:</b>	14.38	(10)	0.26				
				Int3:	40.60	(4)	<b>I3-Fin:</b>	17.94	(17)	0.38				
				Fin:	58.54	(6)				0.59	14.94	<b>Avg:</b>	91.14	
7	18	<b>RAEDLER Ariane</b> Head	AUT	Int1:	14.57	(21)	<b>I1-I2:</b>	11.96	(16)	0.26		<b>Sp1</b>	95.50	(18)
				Int2:	26.53	(16)	<b>I2-I3:</b>	14.28	(6)	0.57				
				Int3:	40.81	(10)	<b>I3-Fin:</b>	17.78	(8)	0.59				
				Fin:	58.59	(7)				0.64	16.19	<b>Avg:</b>	91.06	
8	31	<b>GRENIER Valerie</b> Rossignol	CAN	Int1:	14.56	(18)	<b>I1-I2:</b>	12.08	(23)	0.25		<b>Sp1</b>	94.60	(24)
				Int2:	26.64	(23)	<b>I2-I3:</b>			0.68				
				Int3:			<b>I3-Fin:</b>			0.66	16.69	<b>Avg:</b>	91.03	
				Fin:	58.61	(8)								
8	11	<b>LIE Kajsa Vickhoff</b> Head	NOR	Int1:	14.45	(10)	<b>I1-I2:</b>	12.00	(17)	0.14		<b>Sp1</b>	95.50	(18)
				Int2:	26.45	(13)	<b>I2-I3:</b>	14.36	(9)	0.49				
				Int3:	40.81	(10)	<b>I3-Fin:</b>	17.80	(10)	0.59				
				Fin:	58.61	(8)				0.66	16.69	<b>Avg:</b>	91.03	
10	24	<b>HAEHLEN Joana</b> Atomic	SUI	Int1:	14.35	(4)	<b>I1-I2:</b>	12.00	(17)	0.04		<b>Sp1</b>	94.60	(24)
				Int2:	26.35	(10)	<b>I2-I3:</b>	14.43	(12)	0.39				
				Int3:	40.78	(8)	<b>I3-Fin:</b>	17.84	(12)	0.56				
				Fin:	58.62	(10)				0.67	16.94	<b>Avg:</b>	91.01	

**La Thuile (ITA)**

8th Women's Super-G

FRI 14 MAR 2025

**PERFORMANCE ANALYSIS BY RANK**

Start Time 11:00

Number of Competitors: 44 Number of NSAs: 13

Rank	Bib	Name Ski	NSA Code	Positions		Partials		Difference		Speed				
				Pos.	Time	Rank	Pos.	Time	Rank	Time	Dist.(m)	Pos.	(km/h)	Rank
11	22	<b>GAUCHE</b> Laura Head	FRA	Int1:	14.63	(26)	11-12:	12.09	(24)	0.32		Sp1	95.60	(17)
				Int2:	26.72	(25)	12-13:	14.35	(8)	0.76				
				Int3:	41.07	(19)	13-Fin:	17.57	(2)	0.85				
				Fin:	58.64	(11)				0.69	17.44	Avg:	90.98	
11	17	<b>BASSINO</b> Marta Salomon	ITA	Int1:	14.50	(13)	11-12:	12.27	(34)	0.19		Sp1	91.40	(40)
				Int2:	26.77	(28)	12-13:	14.06	(1)	0.81				
				Int3:	40.83	(12)	13-Fin:	17.81	(11)	0.61				
				Fin:	58.64	(11)				0.69	17.44	Avg:	90.98	
13	4	<b>VONN</b> Lindsey Head	USA	Int1:	14.71	(31)	11-12:	11.80	(8)	0.40		Sp1	97.40	(8)
				Int2:	26.51	(14)	12-13:	14.43	(12)	0.55				
				Int3:	40.94	(16)	13-Fin:	17.71	(6)	0.72				
				Fin:	58.65	(13)				0.70	17.69	Avg:	90.97	
14	14	<b>LEDECKA</b> Ester Kaesle	CZE	Int1:	14.31	(1)	11-12:	11.85	(12)	0.00		Sp1	96.90	(11)
				Int2:	26.16	(7)	12-13:	14.64	(19)	0.20				
				Int3:	40.80	(9)	13-Fin:	17.86	(13)	0.58				
				Fin:	58.66	(14)				0.71	17.94	Avg:	90.95	
15	7	<b>HUETTER</b> Cornelia Head	AUT	Int1:	14.38	(5)	11-12:	11.75	(4)	0.07		Sp1	96.90	(11)
				Int2:	26.13	(4)	12-13:	14.44	(14)	0.17				
				Int3:	40.57	(3)	13-Fin:	18.12	(23)	0.35				
				Fin:	58.69	(15)				0.74	18.69	Avg:	90.90	
16	37	<b>CERUTTI</b> Camille Atomic	FRA	Int1:	14.48	(12)	11-12:	12.10	(25)	0.17		Sp1	93.70	(32)
				Int2:	26.58	(19)	12-13:	14.28	(6)	0.62				
				Int3:	40.86	(13)	13-Fin:	17.95	(19)	0.64				
				Fin:	58.81	(16)				0.86	21.67	Avg:	90.72	
17	27	<b>CLEMENT</b> Karen Head	FRA	Int1:	14.56	(18)	11-12:	12.16	(27)	0.25		Sp1	94.60	(24)
				Int2:	26.72	(25)	12-13:	14.26	(4)	0.76				
				Int3:	40.98	(17)	13-Fin:	17.94	(17)	0.76				
				Fin:	58.92	(17)				0.97	24.40	Avg:	90.55	
18	12	<b>YENIER</b> Stephanie Head	AUT	Int1:	14.81	(37)	11-12:	11.83	(10)	0.50		Sp1	97.90	(5)
				Int2:	26.64	(23)	12-13:	14.55	(17)	0.68				
				Int3:	41.19	(21)	13-Fin:	17.78	(8)	0.97				
				Fin:	58.97	(18)				1.02	25.63	Avg:	90.47	
19	8	<b>MACUGA</b> Lauren Rossignol	USA	Int1:	14.53	(15)	11-12:	11.83	(10)	0.22		Sp1	97.10	(10)
				Int2:	26.36	(11)	12-13:	14.82	(27)	0.40				
				Int3:	41.18	(20)	13-Fin:	17.88	(14)	0.96				
				Fin:	59.06	(19)				1.11	27.85	Avg:	90.34	
20	5	<b>PUCHNER</b> Mirjam Atomic	AUT	Int1:	14.45	(10)	11-12:	11.51	(1)	0.14		Sp1	101.60	(1)
				Int2:	25.96	(1)	12-13:	14.94	(32)	0.00				
				Int3:	40.90	(14)	13-Fin:	18.19	(25)	0.68				
				Fin:	59.09	(20)				1.14	28.59	Avg:	90.29	
21	21	<b>MELESI</b> Roberta Dynastar	ITA	Int1:	14.55	(17)	11-12:	12.00	(17)	0.24		Sp1	96.50	(15)
				Int2:	26.55	(17)	12-13:	14.38	(10)	0.59				
				Int3:	40.93	(15)	13-Fin:	18.19	(25)	0.71				
				Fin:	59.12	(21)				1.17	29.33	Avg:	90.24	
22	16	<b>GISIN</b> Michelle Salomon	SUI	Int1:	14.53	(15)	11-12:	12.07	(22)	0.22		Sp1	94.50	(27)
				Int2:	26.60	(20)	12-13:	14.66	(20)	0.64				
				Int3:	41.26	(23)	13-Fin:	17.93	(16)	1.04				
				Fin:	59.19	(22)				1.24	31.05	Avg:	90.14	

## La Thuile (ITA)



8th Women's Super-G

FRI 14 MAR 2025

### PERFORMANCE ANALYSIS BY RANK

Start Time 11:00

Number of Competitors: 44 Number of NSAs: 13

Rank	Bib	Name <small>Ski</small>	NSA Code	Positions		Partials		Difference		Speed				
				Pos.	Time	Rank	Pos.	Time	Rank	Time	Dist.(m)	Pos.	(km/h)	Rank
23	36	<b>EGGER Magdalena</b> <small>Head</small>	AUT	Int1:	14.43	(9)	11-12:	11.75	(4)	0.12		Sp1	98.00	(4)
				Int2:	26.18	(8)	12-13:	14.81	(25)	0.22				
				Int3:	40.99	(18)	13-Fin:	18.33	(29)	0.77				
				Fin:	59.32	(23)				1.37	34.23	Avg:	89.94	
24	25	<b>STUHEC Ilka</b> <small>Kaestle</small>	SLO	Int1:	14.58	(23)	11-12:	12.03	(21)	0.27		Sp1	95.50	(18)
				Int2:	26.61	(21)	12-13:	14.74	(22)	0.65				
				Int3:	41.35	(24)	13-Fin:	18.29	(27)	1.13				
				Fin:	59.64	(24)				1.69	41.99	Avg:	89.46	
25	28	<b>BLANC Malorie</b> <small>Atomic</small>	SUI	Int1:	14.64	(27)	11-12:	12.24	(31)	0.33		Sp1	93.50	(34)
				Int2:	26.88	(30)	12-13:	14.78	(23)	0.92				
				Int3:	41.66	(26)	13-Fin:	17.99	(20)	1.44				
				Fin:	59.65	(25)				1.70	42.24	Avg:	89.44	
26	3	<b>PIROVANO Laura</b> <small>Head</small>	ITA	Int1:	14.74	(34)	11-12:	11.87	(13)	0.43		Sp1	97.60	(7)
				Int2:	26.61	(21)	12-13:	14.61	(18)	0.65				
				Int3:	41.22	(22)	13-Fin:	18.47	(34)	1.00				
				Fin:	59.69	(26)				1.74	43.20	Avg:	89.38	
27	38	<b>GASIENICA-DANIEL Maryna</b> <small>Atomic</small>	POL	Int1:	14.56	(18)	11-12:	12.19	(29)	0.25		Sp1	93.10	(35)
				Int2:	26.75	(27)	12-13:	15.09	(36)	0.79				
				Int3:	41.84	(30)	13-Fin:	18.03	(21)	1.62				
				Fin:	59.87	(27)				1.92	47.53	Avg:	89.11	
28	20	<b>WEIDLE-WINKELMANN Kira</b> <small>Rossignol</small>	GER	Int1:	14.67	(30)	11-12:	11.89	(14)	0.36		Sp1	97.30	(9)
				Int2:	26.56	(18)	12-13:	14.84	(29)	0.60				
				Int3:	41.40	(25)	13-Fin:	18.55	(39)	1.18				
				Fin:	59.95	(28)				2.00	49.44	Avg:	88.99	
29	48	<b>BRUNNER Stephanie</b> <small>Head</small>	AUT	Int1:	14.72	(33)	11-12:	12.25	(33)	0.41		Sp1	93.00	(36)
				Int2:	26.97	(33)	12-13:	14.86	(30)	1.01				
				Int3:	41.83	(29)	13-Fin:	18.32	(28)	1.61				
				Fin:	1:00.15	(29)				2.20	54.20	Avg:	88.70	
30	41	<b>WILES Jacqueline</b> <small>Rossignol</small>	USA	Int1:	14.94	(41)	11-12:	12.24	(31)	0.63		Sp1	93.70	(32)
				Int2:	27.18	(37)	12-13:	15.06	(35)	1.22				
				Int3:	42.24	(38)	13-Fin:	17.92	(15)	2.02				
				Fin:	1:00.16	(30)				2.21	54.44	Avg:	88.68	
31	34	<b>MING-NUFER Priska</b> <small>Kaestle</small>	SUI	Int1:	14.65	(28)	11-12:	12.31	(37)	0.34		Sp1	91.50	(38)
				Int2:	26.96	(32)	12-13:	14.72	(21)	1.00				
				Int3:	41.68	(27)	13-Fin:	18.52	(38)	1.46				
				Fin:	1:00.20	(31)				2.25	55.39	Avg:	88.62	
32	33	<b>JOHNSON Breezy</b> <small>Atomic</small>	USA	Int1:	14.77	(35)	11-12:	12.18	(28)	0.46		Sp1	93.90	(31)
				Int2:	26.95	(31)	12-13:	15.12	(38)	0.99				
				Int3:	42.07	(34)	13-Fin:	18.15	(24)	1.85				
				Fin:	1:00.22	(32)				2.27	55.86	Avg:	88.60	
32	26	<b>FEST Nadine</b> <small>Head</small>	AUT	Int1:	14.59	(24)	11-12:	11.93	(15)	0.28		Sp1	95.50	(18)
				Int2:	26.52	(15)	12-13:	15.64	(43)	0.56				
				Int3:	42.16	(36)	13-Fin:	18.06	(22)	1.94				
				Fin:	1:00.22	(32)				2.27	55.86	Avg:	88.60	
34	40	<b>MANGAN Tricia</b> <small>Head</small>	USA	Int1:	14.66	(29)	11-12:	12.46	(41)	0.35		Sp1	91.40	(40)
				Int2:	27.12	(36)	12-13:	14.82	(27)	1.16				
				Int3:	41.94	(31)	13-Fin:	18.50	(36)	1.72				
				Fin:	1:00.44	(34)				2.49	61.06	Avg:	88.27	



## La Thuile (ITA)



8th Women's Super-G

FRI 14 MAR 2025

### PERFORMANCE ANALYSIS BY RANK

Start Time 11:00

Number of Competitors: 44 Number of NSAs: 13

Rank	Bib	Name Ski	NSA Code	Positions		Partials		Difference		Speed				
				Pos.	Time	Rank	Pos.	Time	Rank	Time	Dist.(m)	Pos.	(km/h)	Rank
35	44	<b>SCHEIB Julia</b> Rossignol	AUT	Int1:	14.57	(21)	11-12:	12.61	(42)	0.26		Sp1	90.00	(43)
				Int2:	27.18	(37)	12-13:	14.81	(25)	1.22				
				Int3:	41.99	(32)	13-Fin:	18.46	(33)	1.77				
				Fin:	1:00.45	(35)				2.50	61.29	Avg:	88.26	
36	29	<b>MUZAFERIJA Elvedina</b> Atomic	BIH	Int1:	14.71	(31)	11-12:	12.30	(36)	0.40		Sp1	94.00	(30)
				Int2:	27.01	(35)	12-13:	14.80	(24)	1.05				
				Int3:	41.81	(28)	13-Fin:	18.66	(41)	1.59				
				Fin:	1:00.47	(36)				2.52	61.76	Avg:	88.23	
37	23	<b>CASHMAN Keely</b> Head	USA	Int1:	15.01	(43)	11-12:	12.19	(29)	0.70		Sp1	94.30	(28)
				Int2:	27.20	(40)	12-13:	14.96	(33)	1.24				
				Int3:	42.16	(36)	13-Fin:	18.35	(30)	1.94				
				Fin:	1:00.51	(37)				2.56	62.70	Avg:	88.17	
38	43	<b>DELAGO Nadia</b> Atomic	ITA	Int1:	14.86	(38)	11-12:	12.11	(26)	0.55		Sp1	94.70	(23)
				Int2:	26.97	(33)	12-13:	15.14	(40)	1.01				
				Int3:	42.11	(35)	13-Fin:	18.51	(37)	1.89				
				Fin:	1:00.62	(38)				2.67	65.27	Avg:	88.01	
39	45	<b>MONSEN Marte</b> Rossignol	NOR	Int1:	14.59	(24)	11-12:	12.28	(35)	0.28		Sp1	94.90	(22)
				Int2:	26.87	(29)	12-13:	15.13	(39)	0.91				
				Int3:	42.00	(33)	13-Fin:	18.70	(42)	1.78				
				Fin:	1:00.70	(39)				2.75	67.14	Avg:	87.89	
40	46	<b>DIREZ Clara</b> Dynastar	FRA	Int1:	14.89	(40)	11-12:	12.43	(40)	0.58		Sp1	91.50	(38)
				Int2:	27.32	(41)	12-13:	14.99	(34)	1.36				
				Int3:	42.31	(40)	13-Fin:	18.44	(32)	2.09				
				Fin:	1:00.75	(40)				2.80	68.31	Avg:	87.82	
41	39	<b>BERNARDI Vicky</b> Nordica	ITA	Int1:	14.78	(36)	11-12:	12.40	(39)	0.47		Sp1	92.50	(37)
				Int2:	27.18	(37)	12-13:	15.10	(37)	1.22				
				Int3:	42.28	(39)	13-Fin:	18.48	(35)	2.06				
				Fin:	1:00.76	(41)				2.81	68.54	Avg:	87.81	
42	32	<b>ZENERE Asja</b> Salomon	ITA	Int1:	14.87	(39)	11-12:	12.74	(44)	0.56		Sp1	89.90	(44)
				Int2:	27.61	(43)	12-13:	14.86	(30)	1.65				
				Int3:	42.47	(41)	13-Fin:	18.37	(31)	2.25				
				Fin:	1:00.84	(42)				2.89	70.40	Avg:	87.69	
43	49	<b>MORENO Cande</b> Head	AND	Int1:	14.95	(42)	11-12:	12.71	(43)	0.64		Sp1	90.30	(42)
				Int2:	27.66	(44)	12-13:	15.19	(41)	1.70				
				Int3:	42.85	(42)	13-Fin:	18.56	(40)	2.63				
				Fin:	1:01.41	(43)				3.46	83.50	Avg:	86.88	
44	47	<b>MOLLIN Allison</b> Head	USA	Int1:	15.18	(44)	11-12:	12.37	(38)	0.87		Sp1	94.20	(29)
				Int2:	27.55	(42)	12-13:	15.52	(42)	1.59				
				Int3:	43.07	(43)	13-Fin:	19.13	(43)	2.85				
				Fin:	1:02.20	(44)				4.25	101.26	Avg:	85.77	

Intermediate Time Positions : Int. 1 = Inter1 Int. 2 = Inter2 Int. 3 = Inter3  
 Speed Measurement Positions : Sp 1 = Speed 1

Legend:							
Avg	Average	Dist.(m)	Distance in metres	Fin	Finish	Int	Intermediate
Ix	Intermediate x	Pos.	Intermediate or speed position			Sp	Speed trap

Number of Competitors: 49 Number of NSAs: 14

Bib	Name Ski	NSA Code	Positions			Partials		Difference		Speed			
			Pos.	Time	Rank	Pos.	Time	Rank	Time	Dist.(m)	Pos.	(km/h)	Rank
1	<b>MIRADOLI Romane</b> Dynastar	FRA	Int1:	14.41	(9)	11-12:	12.01	(21)	0.17		Sp1	95.80	(17)
			Int2:	26.42	(13)	12-13:	14.27	(6)	0.56				
			Int3:	40.69	(7)	13-Fin:	17.31	(1)	0.47				
			Fin:	58.00	(3)				0.05	1.28	Avg:	91.99	
2	<b>ROBINSON Alice</b> Salomon	NZL	Int1:	14.72	(36)	11-12:	12.01	(21)	0.48		Sp1	94.80	(25)
			Int2:	26.73	(29)	12-13:	14.01	(1)	0.87				
			Int3:	40.74	(8)	13-Fin:			0.52				
			Fin:	DNF							Avg:		
3	<b>PIROVANO Laura</b> Head	ITA	Int1:	14.74	(38)	11-12:	11.87	(14)	0.50		Sp1	97.60	(8)
			Int2:	26.61	(22)	12-13:	14.61	(21)	0.75				
			Int3:	41.22	(23)	13-Fin:	18.47	(34)	1.00				
			Fin:	59.69	(26)				1.74	43.20	Avg:	89.38	
4	<b>VONN Lindsey</b> Head	USA	Int1:	14.71	(34)	11-12:	11.80	(9)	0.47		Sp1	97.40	(9)
			Int2:	26.51	(15)	12-13:	14.43	(13)	0.65				
			Int3:	40.94	(17)	13-Fin:	17.71	(6)	0.72				
			Fin:	58.65	(13)				0.70	17.69	Avg:	90.97	
5	<b>PUCHNER Mirjam</b> Atomic	AUT	Int1:	14.45	(11)	11-12:	11.51	(1)	0.21		Sp1	101.60	(1)
			Int2:	25.96	(2)	12-13:	14.94	(35)	0.10				
			Int3:	40.90	(15)	13-Fin:	18.19	(25)	0.68				
			Fin:	59.09	(20)				1.14	28.59	Avg:	90.29	
6	<b>BRIGNONE Federica</b> Rossignol	ITA	Int1:	14.38	(6)	11-12:	11.76	(8)	0.14		Sp1	96.70	(15)
			Int2:	26.14	(6)	12-13:	14.17	(4)	0.28				
			Int3:	40.31	(2)	13-Fin:	17.64	(3)	0.09				
			Fin:	57.95	(1)				0.00	0.00	Avg:	92.07	
7	<b>HUETTER Cornelia</b> Head	AUT	Int1:	14.38	(6)	11-12:	11.75	(5)	0.14		Sp1	96.90	(12)
			Int2:	26.13	(5)	12-13:	14.44	(15)	0.27				
			Int3:	40.57	(3)	13-Fin:	18.12	(23)	0.35				
			Fin:	58.69	(15)				0.74	18.69	Avg:	90.90	
8	<b>MACUGA Lauren</b> Rossignol	USA	Int1:	14.53	(16)	11-12:	11.83	(11)	0.29		Sp1	97.10	(11)
			Int2:	26.36	(12)	12-13:	14.82	(30)	0.50				
			Int3:	41.18	(21)	13-Fin:	17.88	(14)	0.96				
			Fin:	59.06	(19)				1.11	27.85	Avg:	90.34	
9	<b>CURTONI Elena</b> Head	ITA	Int1:	14.52	(15)	11-12:	11.70	(3)	0.28		Sp1	98.10	(3)
			Int2:	26.22	(10)	12-13:	14.38	(11)	0.36				
			Int3:	40.60	(4)	13-Fin:	17.94	(17)	0.38				
			Fin:	58.54	(6)				0.59	14.94	Avg:	91.14	
10	<b>GOGGIA Sofia</b> Atomic	ITA	Int1:	14.32	(3)	11-12:	11.75	(5)	0.08		Sp1	97.90	(6)
			Int2:	26.07	(3)	12-13:	14.15	(3)	0.21				
			Int3:	40.22	(1)	13-Fin:	17.74	(7)	0.00				
			Fin:	57.96	(2)				0.01	0.26	Avg:	92.05	

**La Thuile (ITA)**
**8th Women's Super-G**
**FRI 14 MAR 2025**
**PERFORMANCE ANALYSIS BY BIB**
**Start Time 11:00**
**Number of Competitors: 49 Number of NSAs: 14**

Bib	Name Ski	NSA Code	Positions			Partials		Difference		Speed			
			Pos.	Time	Rank	Pos.	Time	Rank	Time	Dist.(m)	Pos.	(km/h)	Rank
11	<b>LIE Kajsja Vickhoff</b> Head	NOR	Int1:	14.45	(11)	11-12:	12.00	(18)	0.21		Sp1	95.50	(20)
			Int2:	26.45	(14)	12-13:	14.36	(10)	0.59				
			Int3:	40.81	(11)	13-Fin:	17.80	(10)	0.59				
			Fin:	58.61	(8)				0.66	16.69	Avg:	91.03	
12	<b>YENIER Stephanie</b> Head	AUT	Int1:	14.81	(41)	11-12:	11.83	(11)	0.57		Sp1	97.90	(6)
			Int2:	26.64	(24)	12-13:	14.55	(18)	0.78				
			Int3:	41.19	(22)	13-Fin:	17.78	(8)	0.97				
			Fin:	58.97	(18)				1.02	25.63	Avg:	90.47	
13	<b>GUT-BEHRAMI Lara</b> Head	SUI	Int1:	14.32	(3)	11-12:	11.82	(10)	0.08		Sp1	98.10	(3)
			Int2:	26.14	(6)	12-13:	14.48	(16)	0.28				
			Int3:	40.62	(5)	13-Fin:	17.68	(5)	0.40				
			Fin:	58.30	(4)				0.35	8.90	Avg:	91.51	
14	<b>LEDECKA Ester</b> Kaestle	CZE	Int1:	14.31	(2)	11-12:	11.85	(13)	0.07		Sp1	96.90	(12)
			Int2:	26.16	(8)	12-13:	14.64	(22)	0.30				
			Int3:	40.80	(10)	13-Fin:	17.86	(13)	0.58				
			Fin:	58.66	(14)				0.71	17.94	Avg:	90.95	
15	<b>SUTER Corinne</b> Head	SUI	Int1:	14.40	(8)	11-12:	11.72	(4)	0.16		Sp1	96.80	(14)
			Int2:	26.12	(4)	12-13:	14.53	(17)	0.26				
			Int3:	40.65	(6)	13-Fin:	17.65	(4)	0.43				
			Fin:	58.30	(4)				0.35	8.90	Avg:	91.51	
16	<b>GISIN Michelle</b> Salomon	SUI	Int1:	14.53	(16)	11-12:	12.07	(24)	0.29		Sp1	94.50	(30)
			Int2:	26.60	(21)	12-13:	14.66	(23)	0.74				
			Int3:	41.26	(25)	13-Fin:	17.93	(16)	1.04				
			Fin:	59.19	(22)				1.24	31.05	Avg:	90.14	
17	<b>BASSINO Marta</b> Salomon	ITA	Int1:	14.50	(14)	11-12:	12.27	(38)	0.26		Sp1	91.40	(45)
			Int2:	26.77	(32)	12-13:	14.06	(2)	0.91				
			Int3:	40.83	(13)	13-Fin:	17.81	(11)	0.61				
			Fin:	58.64	(11)				0.69	17.44	Avg:	90.98	
18	<b>RAEDLER Ariane</b> Head	AUT	Int1:	14.57	(22)	11-12:	11.96	(17)	0.33		Sp1	95.50	(20)
			Int2:	26.53	(17)	12-13:	14.28	(7)	0.67				
			Int3:	40.81	(11)	13-Fin:	17.78	(8)	0.59				
			Fin:	58.59	(7)				0.64	16.19	Avg:	91.06	
19	<b>AICHER Emma</b> Head	GER	Int1:	14.24	(1)	11-12:	11.62	(2)	0.00		Sp1	99.00	(2)
			Int2:	25.86	(1)	12-13:			0.00				
			Int3:			13-Fin:							
			Fin:	DNF							Avg:		
20	<b>WEIDLE-WINKELMANN Kira</b> Rossignol	GER	Int1:	14.67	(33)	11-12:	11.89	(15)	0.43		Sp1	97.30	(10)
			Int2:	26.56	(19)	12-13:	14.84	(32)	0.70				
			Int3:	41.40	(27)	13-Fin:	18.55	(39)	1.18				
			Fin:	59.95	(28)				2.00	49.44	Avg:	88.99	
21	<b>MELESI Roberta</b> Dynastar	ITA	Int1:	14.55	(18)	11-12:	12.00	(18)	0.31		Sp1	96.50	(16)
			Int2:	26.55	(18)	12-13:	14.38	(11)	0.69				
			Int3:	40.93	(16)	13-Fin:	18.19	(25)	0.71				
			Fin:	59.12	(21)				1.17	29.33	Avg:	90.24	
22	<b>GAUCHE Laura</b> Head	FRA	Int1:	14.63	(29)	11-12:	12.09	(26)	0.39		Sp1	95.60	(18)
			Int2:	26.72	(27)	12-13:	14.35	(9)	0.86				
			Int3:	41.07	(20)	13-Fin:	17.57	(2)	0.85				
			Fin:	58.64	(11)				0.69	17.44	Avg:	90.98	

## La Thuile (ITA)

8th Women's Super-G

FRI 14 MAR 2025

### PERFORMANCE ANALYSIS BY BIB

Start Time 11:00

Number of Competitors: 49 Number of NSAs: 14

Bib	Name Ski	NSA Code	Positions			Partials		Difference		Speed			
			Pos.	Time	Rank	Pos.	Time	Rank	Time	Dist.(m)	Pos.	(km/h)	Rank
23	<b>CASHMAN Keely</b> Head	USA	Int1:	15.01	(48)	11-12:	12.19	(33)	0.77		Sp1	94.30	(31)
			Int2:	27.20	(44)	12-13:	14.96	(36)	1.34				
			Int3:	42.16	(40)	13-Fin:	18.35	(30)	1.94				
			Fin:	1:00.51	(37)				2.56	62.70	Avg:	88.17	
24	<b>HAEHLEN Joana</b> Atomic	SUI	Int1:	14.35	(5)	11-12:	12.00	(18)	0.11		Sp1	94.60	(27)
			Int2:	26.35	(11)	12-13:	14.43	(13)	0.49				
			Int3:	40.78	(9)	13-Fin:	17.84	(12)	0.56				
			Fin:	58.62	(10)				0.67	16.94	Avg:	91.01	
25	<b>STUHEC Ilka</b> Kaestle	SLO	Int1:	14.58	(24)	11-12:	12.03	(23)	0.34		Sp1	95.50	(20)
			Int2:	26.61	(22)	12-13:	14.74	(25)	0.75				
			Int3:	41.35	(26)	13-Fin:	18.29	(27)	1.13				
			Fin:	59.64	(24)				1.69	41.99	Avg:	89.46	
26	<b>FEST Nadine</b> Head	AUT	Int1:	14.59	(26)	11-12:	11.93	(16)	0.35		Sp1	95.50	(20)
			Int2:	26.52	(16)	12-13:	15.64	(47)	0.66				
			Int3:	42.16	(40)	13-Fin:	18.06	(22)	1.94				
			Fin:	1:00.22	(32)				2.27	55.86	Avg:	88.60	
27	<b>CLEMENT Karen</b> Head	FRA	Int1:	14.56	(19)	11-12:	12.16	(30)	0.32		Sp1	94.60	(27)
			Int2:	26.72	(27)	12-13:	14.26	(5)	0.86				
			Int3:	40.98	(18)	13-Fin:	17.94	(17)	0.76				
			Fin:	58.92	(17)				0.97	24.40	Avg:	90.55	
28	<b>BLANC Malorie</b> Atomic	SUI	Int1:	14.64	(30)	11-12:	12.24	(35)	0.40		Sp1	93.50	(39)
			Int2:	26.88	(34)	12-13:	14.78	(26)	1.02				
			Int3:	41.66	(28)	13-Fin:	17.99	(20)	1.44				
			Fin:	59.65	(25)				1.70	42.24	Avg:	89.44	
29	<b>MUZAFERIJA Elvedina</b> Atomic	BIH	Int1:	14.71	(34)	11-12:	12.30	(40)	0.47		Sp1	94.00	(34)
			Int2:	27.01	(39)	12-13:	14.80	(27)	1.15				
			Int3:	41.81	(31)	13-Fin:	18.66	(41)	1.59				
			Fin:	1:00.47	(36)				2.52	61.76	Avg:	88.23	
30	<b>AGER Christina</b> Atomic	AUT	Int1:	14.58	(24)	11-12:	12.09	(26)	0.34		Sp1	95.60	(18)
			Int2:	26.67	(26)	12-13:	14.57	(19)	0.81				
			Int3:	41.24	(24)	13-Fin:			1.02				
			Fin:	DNF							Avg:		
31	<b>GRENIER Valerie</b> Rossignol	CAN	Int1:	14.56	(19)	11-12:	12.08	(25)	0.32		Sp1	94.60	(27)
			Int2:	26.64	(24)	12-13:			0.78				
			Int3:			13-Fin:			0.66	16.69	Avg:	91.03	
			Fin:	58.61	(8)								
32	<b>ZENERE Asja</b> Salomon	ITA	Int1:	14.87	(44)	11-12:	12.74	(49)	0.63		Sp1	89.90	(49)
			Int2:	27.61	(48)	12-13:	14.86	(33)	1.75				
			Int3:	42.47	(45)	13-Fin:	18.37	(31)	2.25				
			Fin:	1:00.84	(42)				2.89	70.40	Avg:	87.69	
33	<b>JOHNSON Breezy</b> Atomic	USA	Int1:	14.77	(39)	11-12:	12.18	(32)	0.53		Sp1	93.90	(35)
			Int2:	26.95	(35)	12-13:	15.12	(42)	1.09				
			Int3:	42.07	(38)	13-Fin:	18.15	(24)	1.85				
			Fin:	1:00.22	(32)				2.27	55.86	Avg:	88.60	
34	<b>MING-NUFER Priska</b> Kaestle	SUI	Int1:	14.65	(31)	11-12:	12.31	(41)	0.41		Sp1	91.50	(43)
			Int2:	26.96	(36)	12-13:	14.72	(24)	1.10				
			Int3:	41.68	(29)	13-Fin:	18.52	(38)	1.46				
			Fin:	1:00.20	(31)				2.25	55.39	Avg:	88.62	

## La Thuile (ITA)

8th Women's Super-G

FRI 14 MAR 2025

### PERFORMANCE ANALYSIS BY BIB

Start Time 11:00

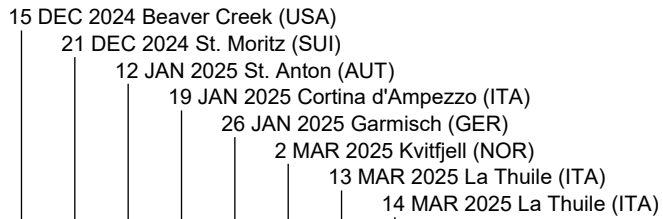
Number of Competitors: 49 Number of NSAs: 14

Bib	Name Ski	NSA Code	Positions			Partials		Difference		Speed				
			Pos.	Time	Rank	Pos.	Time	Rank	Time	Dist.(m)	Pos.	(km/h)	Rank	
35	<b>SCHMITT Janine</b> Kaestle	SUI	Int1:	14.81	(41)	11-12:	12.44	(45)	0.57		Sp1	93.60	(38)	
			Int2:	27.25	(45)	12-13:	14.59	(20)	1.39					
			Int3:	41.84	(33)	13-Fin:			1.62					
			Fin:	DNF										
													<b>Avg:</b>	
36	<b>EGGER Magdalena</b> Head	AUT	Int1:	14.43	(10)	11-12:	11.75	(5)	0.19		Sp1	98.00	(5)	
			Int2:	26.18	(9)	12-13:	14.81	(28)	0.32					
			Int3:	40.99	(19)	13-Fin:	18.33	(29)	0.77					
			Fin:	59.32	(23)				1.37	34.23		<b>Avg:</b>	89.94	
37	<b>CERUTTI Camille</b> Atomic	FRA	Int1:	14.48	(13)	11-12:	12.10	(28)	0.24		Sp1	93.70	(36)	
			Int2:	26.58	(20)	12-13:	14.28	(7)	0.72					
			Int3:	40.86	(14)	13-Fin:	17.95	(19)	0.64					
			Fin:	58.81	(16)				0.86	21.67		<b>Avg:</b>	90.72	
38	<b>GASIENICA-DANIEL Maryna</b> Atomic	POL	Int1:	14.56	(19)	11-12:	12.19	(33)	0.32		Sp1	93.10	(40)	
			Int2:	26.75	(30)	12-13:	15.09	(40)	0.89					
			Int3:	41.84	(33)	13-Fin:	18.03	(21)	1.62					
			Fin:	59.87	(27)				1.92	47.53		<b>Avg:</b>	89.11	
39	<b>BERNARDI Vicky</b> Nordica	ITA	Int1:	14.78	(40)	11-12:	12.40	(43)	0.54		Sp1	92.50	(42)	
			Int2:	27.18	(41)	12-13:	15.10	(41)	1.32					
			Int3:	42.28	(43)	13-Fin:	18.48	(35)	2.06					
			Fin:	1:00.76	(41)				2.81	68.54		<b>Avg:</b>	87.81	
40	<b>MANGAN Tricia</b> Head	USA	Int1:	14.66	(32)	11-12:	12.46	(46)	0.42		Sp1	91.40	(45)	
			Int2:	27.12	(40)	12-13:	14.82	(30)	1.26					
			Int3:	41.94	(35)	13-Fin:	18.50	(36)	1.72					
			Fin:	1:00.44	(34)				2.49	61.06		<b>Avg:</b>	88.27	
41	<b>WILES Jacqueline</b> Rossignol	USA	Int1:	14.94	(46)	11-12:	12.24	(35)	0.70		Sp1	93.70	(36)	
			Int2:	27.18	(41)	12-13:	15.06	(39)	1.32					
			Int3:	42.24	(42)	13-Fin:	17.92	(15)	2.02					
			Fin:	1:00.16	(30)				2.21	54.44		<b>Avg:</b>	88.68	
42	<b>DELAGO Nicol</b> Atomic	ITA	Int1:	14.59	(26)	11-12:	12.17	(31)	0.35		Sp1	94.20	(32)	
			Int2:	26.76	(31)	12-13:	15.01	(38)	0.90					
			Int3:	41.77	(30)	13-Fin:			1.55					
			Fin:	DNF										
												<b>Avg:</b>		
43	<b>DELAGO Nadia</b> Atomic	ITA	Int1:	14.86	(43)	11-12:	12.11	(29)	0.62		Sp1	94.70	(26)	
			Int2:	26.97	(37)	12-13:	15.14	(44)	1.11					
			Int3:	42.11	(39)	13-Fin:	18.51	(37)	1.89					
			Fin:	1:00.62	(38)				2.67	65.27		<b>Avg:</b>	88.01	
44	<b>SCHEIB Julia</b> Rossignol	AUT	Int1:	14.57	(22)	11-12:	12.61	(47)	0.33		Sp1	90.00	(48)	
			Int2:	27.18	(41)	12-13:	14.81	(28)	1.32					
			Int3:	41.99	(36)	13-Fin:	18.46	(33)	1.77					
			Fin:	1:00.45	(35)				2.50	61.29		<b>Avg:</b>	88.26	
45	<b>MONSEN Marte</b> Rossignol	NOR	Int1:	14.59	(26)	11-12:	12.28	(39)	0.35		Sp1	94.90	(24)	
			Int2:	26.87	(33)	12-13:	15.13	(43)	1.01					
			Int3:	42.00	(37)	13-Fin:	18.70	(42)	1.78					
			Fin:	1:00.70	(39)				2.75	67.14		<b>Avg:</b>	87.89	
46	<b>DIREZ Clara</b> Dynastar	FRA	Int1:	14.89	(45)	11-12:	12.43	(44)	0.65		Sp1	91.50	(43)	
			Int2:	27.32	(46)	12-13:	14.99	(37)	1.46					
			Int3:	42.31	(44)	13-Fin:	18.44	(32)	2.09					
			Fin:	1:00.75	(40)				2.80	68.31		<b>Avg:</b>	87.82	



**La Thuile (ITA)**

8th Women's Super-G

**FIS WORLD CUP STANDINGS**


Number of Competitors: 51, Number of NSAs: 13

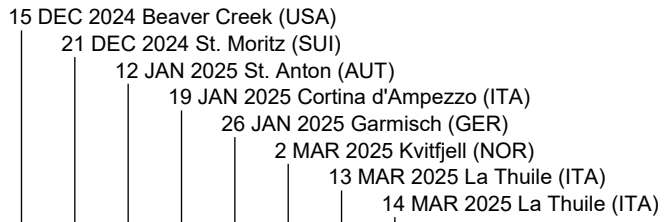
Rank	FIS Code	Name	NSA Code	1	2	3	4	5	6	7	8	WC Points	Diff.
1	297601	BRIGNONE Federica	ITA	45	45	60	100	60	100	60	100	570	
2	516138	GUT-BEHRAMI Lara	SUI	80	80	45	80	100	80	50	50	565	5
3	298323	GOGGIA Sofia	ITA	100	60	-	36	50	60	80	80	466	104
4	426257	LIE Kajsa Vickhoff	NOR	36	15	36	40	80	45	11	32	295	275
5	6536821	MACUGA Lauren	USA	22	36	100	20	22	22	45	12	279	291
6	297910	CURTONI Elena	ITA	29	50	20	50	24	29	22	40	264	306
7	516319	SUTER Corinne	SUI	12	26	32	60	18	16	18	50	232	338
8	56177	VENIER Stephanie	AUT	20	12	80	-	29	32	26	13	212	358
9	56128	HUETTER Cornelia	AUT	50	100	8	29	-	8	-	16	211	359
10	56256	RAEDLER Ariane	AUT	60	7	18	32	-	12	32	36	197	373
11	197497	MIRADOLI Romane	FRA	32	-	10	12	26	36	20	60	196	374
12	155763	LEDECKA Ester	CZE	15	36	22	24	-	40	36	18	191	379
13	299624	PIROVANO Laura	ITA	13	40	16	22	45	14	14	5	169	401
14	299276	BASSINO Marta	ITA	40	24	-	-	40	-	40	24	168	402
15	507168	AICHER Emma	GER	3	15	14	26	7	-	100	-	165	405
16	415232	ROBINSON Alice	NZL	5	22	24	15	15	50	13	-	144	426
17	537544	VONN Lindsey	USA	-	18	50	-	20	15	-	20	123	447
18	206668	WEIDLE-WINKELMANN Kira	GER	-	9	40	-	32	26	-	3	110	460
19	56125	PUCHNER Mirjam	AUT	16	29	-	13	-	20	15	11	104	466
20	56174	HAASER Ricarda	AUT	-	12	29	45	16	-	-	-	102	468
21	516284	GISIN Michelle	SUI	29	16	4	9	-	-	29	9	96	474
22	299383	MELESI Roberta	ITA	24	20	-	18	-	6	6	10	84	486
23	516185	HAEHLEN Joana	SUI	9	-	11	5	-	5	16	26	72	498
23	565360	STUHEC Iika	SLO	11	13	13	11	5	9	3	7	72	498
25	516766	BLANC Malorie	SUI	-	-	29	10	-	18	7	6	70	500
26	197641	GAUCHE Laura	FRA	4	-	9	-	10	10	12	24	69	501
27	56258	AGER Christina	AUT	18	3	-	5	1	14	24	-	65	505
28	6536213	CASHMAN Keely	USA	10	1	3	8	40	-	-	-	62	508
29	198029	CLEMENT Karen	FRA	14	-	15	14	-	-	-	14	57	513
30	107613	GRENIER Valerie	CAN	-	-	-	16	-	-	8	32	56	514
31	56417	FEST Nadine	AUT	-	-	2	-	9	24	10	-	45	525
32	197956	CERUTTI Camille	FRA	-	8	2	-	3	-	9	15	37	533
33	6535455	JOHNSON Breezy	USA	3	-	-	6	11	-	4	-	24	546
34	715171	MUZAFERIJA Elvedina	BIH	-	-	5	2	9	7	-	-	23	547
35	299363	ZENERE Asja	ITA	-	5	-	-	6	11	-	-	22	548
36	516394	SUTER Jasmina	SUI	6	-	12	3	-	-	-	-	21	549
37	56551	EGGER Magdalena	AUT	8	-	-	-	4	-	-	8	20	550
38	516611	SCHMITT Janine	SUI	-	4	-	-	14	1	-	-	19	551
39	299466	DELAGO Nicol	ITA	-	-	-	-	13	3	-	-	16	554
40	6535765	MANGAN Tricia	USA	-	6	-	7	-	-	-	-	13	557
41	426324	MONSEN Marte	NOR	-	-	-	-	12	-	-	-	12	558
41	539536	WILES Jacqueline	USA	-	-	7	-	-	4	-	1	12	558
43	516705	DURRER Delia	SUI	-	10	-	-	-	-	-	-	10	560
44	516219	MING-NUFER Priska	SUI	-	-	6	-	-	-	2	-	8	562
45	6295745	BERNARDI Vicky	ITA	7	-	-	-	-	-	-	-	7	563
46	435334	GASIENICA-DANI.	POL	-	-	-	-	-	2	-	4	6	564
47	56416	SCHEIB Julia	AUT	-	-	-	-	-	-	5	-	5	565
48	56509	GRILL Lisa	AUT	1	3	-	-	-	-	-	-	4	566
48	56217	BRUNNER Stephanie	AUT	-	-	-	-	2	-	-	2	4	566
50	56328	ORTLIEB Nina	AUT	-	-	-	2	-	-	-	-	2	568
51	299630	DELAGO Nadia	ITA	-	-	-	-	-	-	1	-	1	569

La Thuile (ITA)



8th Women's Super-G

FIS WORLD CUP STANDINGS



Number of Competitors: 51, Number of NSAs: 13

Rank	FIS Code	Name	NSA Code	1	2	3	4	5	6	7	8	WC Points	Diff.
------	----------	------	----------	---	---	---	---	---	---	---	---	-----------	-------

<b>Legend:</b>				
-	No points	Diff.	Difference	WC World Cup

**La Thuile (ITA)**

8th Women's Super-G


**OVERALL FIS WORLD CUP STANDINGS**

Number of Competitors: 121, Number of NSAs: 19

Rank	FIS Code	Name	NSA Code	WC Points	Diff.	DH 6 races	SL 9 races	GS 8 races	SG 8 races
1	297601	BRIGNONE Federica	ITA	1454		384 (1)	-	500 (2)	570 (1)
2	516138	GUT-BEHRAMI Lara	SUI	1072	382	229 (5)	-	278 (7)	565 (2)
3	298323	GOGGIA Sofia	ITA	931	523	350 (3)	-	115 (15)	466 (3)
4	385116	LJUTIC Zrinka	CRO	790	664	-	515 (1)	275 (8)	-
5	516562	RAST Camille	SUI	718	736	-	474 (2)	244 (10)	-
6	506399	HECTOR Sara	SWE	692	762	-	305 (8)	387 (3)	-
7	415232	ROBINSON Alice	NZL	668	786	4 (41)	-	520 (1)	144 (16)
8	805009	COLTURI Lara	ALB	586	868	-	252 (10)	334 (4)	-
9	56128	HUETTER Cornelia	AUT	579	875	368 (2)	-	-	211 (9)
10	516280	HOLDENER Wendy	SUI	526	928	-	419 (4)	107 (16)	-
11	426257	LIE Kajsa Vickhoff	NOR	525	929	168 (11)	-	62 (27)	295 (4)
12	56388	LIENSBERGER Katharina	AUT	518	936	-	464 (3)	54 (29)	-
13	6536821	MACUGA Lauren	USA	509	945	230 (4)	-	-	279 (5)
13	539909	MOLTZAN Paula	USA	509	945	-	223 (12)	286 (6)	-
15	507168	AICHER Emma	GER	497	957	180 (9)	133 (16)	19 (40)	165 (15)
16	206355	DUERR Lena	GER	468	986	-	393 (5)	75 (25)	-
17	6535237	SHIFFRIN Mikaela	USA	437	1017	-	386 (6)	51 (30)	-
18	516319	SUTER Corinne	SUI	410	1044	178 (10)	-	-	232 (7)
19	299624	PIROVANO Laura	ITA	378	1076	209 (6)	-	-	169 (13)
20	155763	LEDECKA Ester	CZE	374	1080	183 (8)	-	-	191 (12)
21	426193	STJERNESUND Th.	NOR	348	1106	-	17 (43)	331 (5)	-
22	506146	SWENN LARSSON Anna	SWE	331	1123	-	331 (7)	-	-
23	297910	CURTONI Elena	ITA	310	1144	46 (29)	-	-	264 (6)
24	56177	VENIER Stephanie	AUT	309	1145	97 (16)	-	-	212 (8)
25	299276	BASSINO Marta	ITA	308	1146	71 (21)	-	69 (26)	168 (14)
26	56256	RAEDLER Ariane	AUT	303	1151	106 (15)	-	-	197 (10)
27	516528	MEILLARD Melanie	SUI	274	1180	-	274 (9)	-	-
28	56416	SCHEIB Julia	AUT	265	1189	-	-	260 (9)	5 (47)
29	107613	GRENIER Valerie	CAN	240	1214	10 (38)	-	174 (12)	56 (30)
30	56174	HAASER Ricarda	AUT	239	1215	53 (27)	-	84 (21)	102 (20)
31	426100	HOLTMANN Mina Fuerst	NOR	235	1219	-	132 (17)	103 (17)	-
32	56315	TRUPPE Katharina	AUT	234	1220	-	234 (11)	-	-
33	197497	MIRADOLI Romane	FRA	232	1222	36 (31)	-	-	196 (11)
34	565491	DVORNIK Neja	SLO	219	1235	-	95 (20)	124 (13)	-
35	6535455	JOHNSON Breezy	USA	213	1241	189 (7)	-	-	24 (33)
36	516284	GISIN Michelle	SUI	212	1242	66 (22)	30 (36)	20 (38)	96 (21)
37	56125	PUCHNER Mirjam	AUT	211	1243	107 (14)	-	-	104 (19)
38	537544	VONN Lindsey	USA	209	1245	86 (19)	-	-	123 (17)
38	6535773	O BRIEN Nina	USA	209	1245	-	11 (47)	198 (11)	-
40	565360	STUHEC Ilka	SLO	206	1248	134 (12)	-	-	72 (23)
41	206668	WEIDLE-WINKELMANN Kira	GER	201	1253	91 (17)	-	-	110 (18)
42	565463	SLOKAR Andreja	SLO	200	1254	-	200 (13)	-	-
43	56253	HUBER Katharina	AUT	167	1287	-	167 (14)	-	-
44	6536392	HURT A J	USA	164	1290	-	44 (28)	120 (14)	-
45	516766	BLANC Malorie	SUI	159	1295	89 (18)	-	-	70 (25)
46	507325	OEHLUND Cornelia	SWE	156	1298	-	156 (15)	-	-
47	565401	BUCIK JOGAN Ana	SLO	129	1325	-	47 (26)	82 (22)	-
48	539536	WILES Jacqueline	USA	124	1330	112 (13)	-	-	12 (41)
48	197641	GAUCHE Laura	FRA	124	1330	55 (24)	-	-	69 (26)
50	107427	ST-GERMAIN Laurence	CAN	121	1333	-	121 (18)	-	-
51	6536171	HENSIEN Katie	USA	119	1335	-	22 (41)	97 (19)	-
51	56258	AGER Christina	AUT	119	1335	54 (25)	-	-	65 (27)
53	197616	ALPHAND Estelle	SWE	113	1341	-	32 (34)	81 (24)	-
54	299383	MELESI Roberta	ITA	104	1350	13 (37)	-	7 (46)	84 (22)
55	108461	RICHARDSON Britt	CAN	102	1352	-	-	102 (18)	-
56	198176	LAMURE Marie	FRA	100	1354	-	100 (19)	-	-
57	435334	GASIENICA-DANI.	POL	99	1355	-	-	93 (20)	6 (46)
58	507109	ARONSSON ELFMAN Hanna	SWE	94	1360	-	94 (21)	-	-
59	6295075	DELLA MEA Lara	ITA	93	1361	-	52 (25)	41 (32)	-
60	426324	MONSEN Marte	NOR	87	1367	75 (20)	-	-	12 (41)
61	56217	BRUNNER Stephanie	AUT	86	1368	-	-	82 (22)	4 (48)
62	299699	PETERLINI Martina	ITA	84	1370	-	84 (22)	-	-
63	198177	BRECHE Clarisse	FRA	80	1374	-	65 (23)	15 (42)	-
64	516185	HAEHLEN Joana	SUI	73	1381	1 (45)	-	-	72 (23)

**La Thuile (ITA)**

8th Women's Super-G


**OVERALL FIS WORLD CUP STANDINGS**

Number of Competitors: 121, Number of NSAs: 19

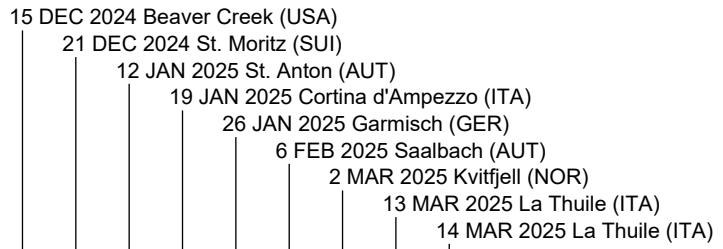
Rank	FIS Code	Name	NSA Code	WC Points	Diff.	DH 6 races	SL 9 races	GS 8 races	SG 8 races
64	299466	DELAGO Nicol	ITA	73	1381	57 (23)	-	-	16 (39)
66	299363	ZENERE Asja	ITA	70	1384	-	-	48 (31)	22 (35)
67	56392	GRITSCH Franziska	AUT	67	1387	-	42 (30)	25 (36)	-
68	6536213	CASHMAN Keely	USA	65	1389	3 (43)	-	-	62 (28)
69	56417	FEST Nadine	AUT	64	1390	19 (35)	-	-	45 (31)
70	198029	CLEMENT Karen	FRA	61	1393	4 (41)	-	-	57 (29)
71	516219	MING-NUFER Priska	SUI	58	1396	50 (28)	-	-	8 (44)
72	107798	NULLMEYER Ali	CAN	57	1397	-	57 (24)	-	-
72	507155	NYBERG Lisa	SWE	57	1397	-	-	57 (28)	-
74	299630	DELAGO Nadia	ITA	55	1399	54 (25)	-	-	1 (51)
75	6295165	ROSSETTI Marta	ITA	47	1407	-	47 (26)	-	-
75	56328	ORTLIEB Nina	AUT	47	1407	45 (30)	-	-	2 (50)
77	516705	DURRER Delia	SUI	46	1408	36 (31)	-	-	10 (43)
78	516553	CHRISTEN Eliane	SUI	44	1410	-	44 (28)	-	-
78	56551	EGGER Magdalena	AUT	44	1410	24 (33)	-	-	20 (37)
80	56367	GALLHUBER Katharina	AUT	41	1413	-	41 (31)	-	-
81	516611	SCHMITT Janine	SUI	39	1415	20 (34)	-	-	19 (38)
82	197956	CERUTTI Camille	FRA	37	1417	-	-	-	37 (32)
83	516394	SUTER Jasmina	SUI	36	1418	15 (36)	-	-	21 (36)
83	155728	DUBOVSKA Martina	CZE	36	1418	-	36 (32)	-	-
85	6537468	BOCOCK Elisabeth	USA	34	1420	-	-	34 (33)	-
85	516619	HOEPLI Aline	SUI	34	1420	-	34 (33)	-	-
87	107747	SMART Amelia	CAN	32	1422	-	32 (34)	-	-
88	715171	MUZAFERIJA Elvedina	BIH	29	1425	6 (40)	-	-	23 (34)
89	198215	POGNEAUX Chiara	FRA	28	1426	-	28 (37)	-	-
90	6296778	COLLOMB Giorgia	ITA	27	1427	-	15 (44)	12 (44)	-
91	385096	POPOVIC Leona	CRO	26	1428	-	26 (38)	-	-
91	198164	CHEVRIER Marion	FRA	26	1428	-	26 (38)	-	-
91	426486	SYLVESTER-DAVIK	NOR	26	1428	-	-	26 (34)	-
91	6295352	GHISALBERTI Ilaria	ITA	26	1428	-	-	26 (34)	-
95	197651	DIREZ Clara	FRA	25	1429	-	-	25 (36)	-
96	56550	HOERHAGER Lisa	AUT	24	1430	-	24 (40)	-	-
97	516407	KASPER Vanessa	SUI	20	1434	-	-	20 (38)	-
97	355061	HILZINGER Jessica	GER	20	1434	-	20 (42)	-	-
99	516268	WILD Simone	SUI	19	1435	-	-	19 (40)	-
100	516783	MAECHLER Janine	SUI	15	1439	-	15 (44)	-	-
101	426187	LYSDAHL Kristin	NOR	14	1440	-	-	14 (43)	-
102	516426	STOFFEL Elena	SUI	13	1441	-	13 (46)	-	-
102	6535765	MANGAN Tricia	USA	13	1441	-	-	-	13 (40)
104	108077	GRAY Cassidy	CAN	11	1443	-	-	11 (45)	-
105	555072	GERMANE Dzenifera	LAT	10	1444	-	10 (48)	-	-
105	6296075	SOLA Beatrice	ITA	10	1444	-	10 (48)	-	-
107	198253	McFARLANE Caitlin	FRA	9	1445	-	9 (50)	-	-
107	6295745	BERNARDI Vicky	ITA	9	1445	2 (44)	-	-	7 (45)
109	6535791	WRIGHT Isabella	USA	8	1446	8 (39)	-	-	-
110	206793	DORIGO Fabiana	GER	7	1447	-	-	7 (46)	-
111	507011	LOEVBLOM Hilma	SWE	6	1448	-	-	6 (48)	-
111	307493	ANDO Asa	JPN	6	1448	-	6 (51)	-	-
113	198016	ESCANE Doriane	FRA	5	1449	-	-	5 (49)	-
113	435432	LUCZAK Magdalena	POL	5	1449	-	-	5 (49)	-
115	516504	DANIOTH Aline	SUI	4	1450	-	4 (52)	-	-
115	6296281	MONDINELLI Emilia	ITA	4	1450	-	4 (52)	-	-
115	56509	GRILL Lisa	AUT	4	1450	-	-	-	4 (48)
118	56673	OLIVIER Victoria	AUT	2	1452	-	-	2 (51)	-
119	6535807	CUTLER Haley	USA	1	1453	1 (45)	-	-	-
119	6296280	THALER Sara	ITA	1	1453	1 (45)	-	-	-
119	35222	BARUZZI FARRIOL	ARG	1	1453	-	-	1 (52)	-

<b>Legend:</b>	No points	DH	Downhill	Diff.	Difference	GS	Giant Slalom
SG	Super-G	SL	Slalom	WC	World Cup		

## La Thuile (ITA)

8th Women's Super-G

### FIS WCSL LIST



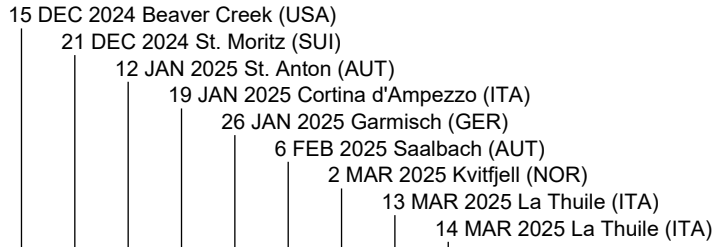
Number of Competitors: 65, Number of NSAs: 14

Rank	FIS Code	Name	NSA Code	1	2	3	4	5	6	7	8	9	Base	- X	+ Y =	WCSL-SG
1	297601	BRIGNONE Federica	ITA	45	45	60	100	60	80	100	60	100	546	491	650	705
2	516138	GUT-BEHRAMI Lara	SUI	80	80	45	80	100	32	80	50	50	576	518	597	655
3	298323	GOGGIA Sofia	ITA	100	60	-	36	50	45	60	80	80	237	213	511	535
4	426257	LIE Kajsa Vickhoff	NOR	36	15	36	40	80	60	45	11	32	337	303	355	389
5	6536821	MACUGA Lauren	USA	22	36	100	20	22	60	22	45	12	168	151	339	356
6	56177	VENIER Stephanie	AUT	20	12	80	-	29	100	32	26	13	380	342	312	350
7	297910	CURTONI Elena	ITA	29	50	20	50	24	29	29	22	40	244	220	293	317
8	56128	HUETTER Cornelia	AUT	50	100	8	29	-	26	8	-	16	516	464	237	289
9	516319	SUTER Corinne	SUI	12	26	32	60	18	18	16	18	50	163	147	250	266
10	155763	LEDECKA Ester	CZE	15	36	22	24	-	36	40	36	18	287	258	227	256
11	197497	MIRADOLI Romane	FRA	32	-	10	12	26	16	36	20	60	215	194	212	233
12	56256	RAEDLER Ariane	AUT	60	7	18	32	-	-	12	32	36	151	136	197	212
13	507168	AICHER Emma	GER	3	15	14	26	7	40	-	100	-	52	47	205	210
14	299276	BASSINO Marta	ITA	40	24	-	-	40	-	-	40	24	244	220	168	192
15	299624	PIROVANO Laura	ITA	13	40	16	22	45	-	14	14	5	149	134	169	184
16	415232	ROBINSON Alice	NZL	5	22	24	15	15	24	50	13	-	135	122	168	181
17	206668	WEIDLE-WINKELMANN Kira	GER	-	9	40	-	32	-	26	-	3	221	199	110	132
17	56125	PUCHNER Mirjam	AUT	16	29	-	13	-	-	20	15	11	278	250	104	132
19	537544	VONN Lindsey	USA	-	18	50	-	20	-	15	-	20	-	-	123	123
20	516284	GISIN Michelle	SUI	29	16	4	9	-	-	-	29	9	163	147	96	112
21	56174	HAASER Ricarda	AUT	-	12	29	45	16	-	-	-	-	27	24	102	105
22	197641	GAUCHE Laura	FRA	4	-	9	-	10	20	10	12	24	132	119	89	102
23	299383	MELESI Roberta	ITA	24	20	-	18	-	-	6	6	10	98	88	84	94
24	516766	BLANC Malorie	SUI	-	-	29	10	-	22	18	7	6	-	-	92	92
25	516185	HAEHLEN Joana	SUI	9	-	11	5	-	-	5	16	26	94	85	72	81
26	565360	STUHEC Ilka	SLO	11	13	13	11	5	-	9	3	7	60	54	72	78
27	56258	AGER Christina	AUT	18	3	-	5	1	-	14	24	-	78	70	65	73
28	6536213	CASHMAN Keely	USA	10	1	3	8	40	-	-	-	-	7	6	62	63
29	107613	GRENIER Valerie	CAN	-	-	-	16	-	-	-	8	32	42	38	56	60
29	198029	CLEMENT Karen	FRA	14	-	15	14	-	-	-	-	14	33	30	57	60
31	56417	FEST Nadine	AUT	-	-	2	-	9	-	24	10	-	19	17	45	47
32	197956	CERUTTI Camille	FRA	-	8	2	-	3	-	-	9	15	23	21	37	39
33	715171	MUZAFERIJA Elvedina	BIH	-	-	5	2	9	-	7	-	-	82	74	23	31
34	516394	SUTER Jasmina	SUI	6	-	12	3	-	-	-	-	-	70	63	21	28
35	425929	MOWINCKEL Ragnhild	NOR	-	-	-	-	-	-	-	-	-	247	222	-	25
36	6535455	JOHNSON Breezy	USA	3	-	-	6	11	-	-	4	-	-	-	24	24
37	299363	ZENERE Asja	ITA	-	5	-	-	6	-	11	-	-	-	-	22	22
38	56551	EGGER Magdalena	AUT	8	-	-	-	4	-	-	-	8	-	-	20	20
39	516611	SCHMITT Janine	SUI	-	4	-	-	14	-	1	-	-	-	-	19	19
40	299466	DELAGO Nicol	ITA	-	-	-	-	13	-	3	-	-	20	18	16	18
41	516705	DURRER Delia	SUI	-	10	-	-	-	-	-	-	-	48	43	10	15
41	6535765	MANGAN Tricia	USA	-	6	-	7	-	-	-	-	-	17	15	13	15
43	516219	MING-NUFER Priska	SUI	-	-	6	-	-	-	-	2	-	56	50	8	14
44	539536	WILES Jacqueline	USA	-	-	7	-	-	-	4	-	1	10	9	12	13
45	426324	MONSEN Marte	NOR	-	-	-	-	12	-	-	-	-	-	-	12	12
46	435334	GASIENICA-DANI.	POL	-	-	-	-	-	-	2	-	4	30	27	6	9
46	516248	FLURY Jasmine	SUI	-	-	-	-	-	-	-	-	-	92	83	-	9
48	6295745	BERNARDI Vicky	ITA	7	-	-	-	-	-	-	-	-	13	12	7	8
49	56416	SCHEIB Julia	AUT	-	-	-	-	-	-	-	5	-	-	-	5	5
49	56217	BRUNNER Stephanie	AUT	-	-	-	-	2	-	-	-	2	8	7	4	5
49	56328	ORTLIEB Nina	AUT	-	-	-	2	-	-	-	-	-	32	29	2	5

La Thuile (ITA)



8th Women's Super-G  
FIS WCSL LIST



Number of Competitors: 65, Number of NSAs: 14

Rank	FIS Code	Name	NSA Code	1	2	3	4	5	6	7	8	9	Base	- X	+ Y =	WCSL-SG
49	6535237	SHIFFRIN Mikaela	USA	-	-	-	-	-	-	-	-	-	50	45	-	5
53	56509	GRILL Lisa	AUT	1	3	-	-	-	-	-	-	-	-	-	4	4
53	56268	HEIDER Michaela	AUT	-	-	-	-	-	-	-	-	-	42	38	-	4
55	6535791	WRIGHT Isabella	USA	-	-	-	-	-	-	-	-	-	28	25	-	3
55	516280	HOLDENER Wendy	SUI	-	-	-	-	-	-	-	-	-	30	27	-	3
55	56392	GRITSCH Franziska	AUT	-	-	-	-	-	-	-	-	-	30	27	-	3
55	6295152	RUNGGALDIER Teresa	ITA	-	-	-	-	-	-	-	-	-	32	29	-	3
55	56088	TIPPLER Tamara	AUT	-	-	-	-	-	-	-	-	-	27	24	-	3
60	516517	JENAL Stephanie	SUI	-	-	-	-	-	-	-	-	-	22	20	-	2
60	56519	WECHNER Lena	AUT	-	-	-	-	-	-	-	-	-	24	22	-	2
60	56198	SCHEYER Christine	AUT	-	-	-	-	-	-	-	-	-	24	22	-	2
63	299630	DELAGO Nadia	ITA	-	-	-	-	-	-	-	1	-	3	3	1	1
63	516521	KOLLY Noemie	SUI	-	-	-	-	-	-	-	-	-	15	14	-	1
63	506701	HOERNBLAD Lisa	SWE	-	-	-	-	-	-	-	-	-	13	12	-	1

Number of Competitors per NSA in the top 60

AUT:	15	BIH:	1	CAN:	1	CZE:	1	FRA:	4	GER:	2
ITA:	10	NOR:	3	NZL:	1	POL:	1	SLO:	1	SUI:	12
USA:	8										

<b>Legend:</b>	
-	No points
Base	Last season FIS World Cup Start List points
WCSL-SG	FIS World Cup Start List points for Super-G
X	(Base/number of planned races in the current season) *(number of completed races in the current season)
Y	FIS World Cup points won in the current season

**La Thuile (ITA)**

8th Women's Super-G

**OVERALL FIS WCSL LIST**

Number of Competitors: 147, Number of NSAs: 21

Rank	FIS Code	Name	NSA Code	WCSL	Diff.	DH 7 races	SL 10 races	GS 9 races	SG 9 races
1	297601	BRIGNONE Federica	ITA	1913		472 (2)	-	736 (1)	705 (1)
2	516138	GUT-BEHRAMI Lara	SUI	1429	484	311 (4)	-	463 (4)	655 (2)
3	298323	GOGGIA Sofia	ITA	1115	798	428 (3)	-	152 (14)	535 (3)
4	385116	LJUTIC Zrinka	CRO	923	990	-	573 (2)	350 (8)	-
5	516562	RAST Camille	SUI	890	1023	-	600 (1)	290 (10)	-
6	415232	ROBINSON Alice	NZL	879	1034	9 (47)	-	689 (2)	181 (16)
7	506399	HECTOR Sara	SWE	869	1044	-	336 (8)	533 (3)	-
8	56128	HUETTER Cornelia	AUT	795	1118	506 (1)	-	-	289 (8)
9	539909	MOLTZAN Paula	USA	684	1229	-	295 (9)	389 (7)	-
10	426257	LIE Kajsa Vickhoff	NOR	681	1232	222 (12)	-	70 (29)	389 (4)
11	6535237	SHIFFRIN Mikaela	USA	662	1251	22 (38)	506 (5)	129 (18)	5 (49)
12	56388	LIENSBERGER Katharina	AUT	652	1261	-	554 (3)	98 (25)	-
13	805009	COLTURI Lara	ALB	651	1262	-	260 (12)	391 (6)	-
14	516280	HOLDENER Wendy	SUI	649	1264	-	528 (4)	118 (20)	3 (55)
15	6536821	MACUGA Lauren	USA	640	1273	284 (6)	-	-	356 (5)
16	507168	AICHER Emma	GER	605	1308	232 (11)	138 (17)	25 (42)	210 (13)
17	206355	DUERR Lena	GER	577	1336	-	471 (6)	106 (23)	-
18	56177	VENIER Stephanie	AUT	553	1360	203 (14)	-	-	350 (6)
19	516319	SUTER Corinne	SUI	524	1389	258 (9)	-	-	266 (9)
20	155763	LEDECKA Ester	CZE	518	1395	262 (8)	-	-	256 (10)
21	299624	PIROVANO Laura	ITA	461	1452	277 (7)	-	-	184 (15)
22	426193	STJERNESUND Th.	NOR	460	1453	-	23 (42)	437 (5)	-
23	299276	BASSINO Marta	ITA	431	1482	123 (19)	-	116 (21)	192 (14)
24	297910	CURTONI Elena	ITA	417	1496	100 (21)	-	-	317 (7)
25	56125	PUCHNER Mirjam	AUT	375	1538	243 (10)	-	-	132 (17)
26	506146	SWENN LARSSON Anna	SWE	367	1546	-	367 (7)	-	-
27	56256	RAEDLER Ariane	AUT	365	1548	153 (15)	-	-	212 (12)
28	107613	GRENIER Valerie	CAN	334	1579	23 (37)	-	251 (11)	60 (29)
29	6535455	JOHNSON Breezy	USA	313	1600	289 (5)	-	-	24 (36)
30	516284	GISIN Michelle	SUI	308	1605	92 (22)	68 (26)	36 (37)	112 (20)
31	56416	SCHEIB Julia	AUT	306	1607	-	-	301 (9)	5 (49)
32	516528	MEILLARD Melanie	SUI	298	1615	-	291 (10)	7 (54)	-
33	56315	TRUPPE Katharina	AUT	291	1622	-	288 (11)	3 (57)	-
34	565360	STUHEC Ilka	SLO	290	1623	212 (13)	-	-	78 (26)
35	426100	HOLTMANN Mina Fuerst	NOR	286	1627	-	148 (16)	138 (16)	-
36	206668	WEIDLE-WINKELMANN Kira	GER	281	1632	149 (17)	-	-	132 (17)
37	197497	MIRADOLI Romane	FRA	279	1634	46 (33)	-	-	233 (11)
38	56174	HAASER Ricarda	AUT	259	1654	54 (31)	-	100 (24)	105 (21)
39	565463	SLOKAR Andreja	SLO	250	1663	-	250 (13)	-	-
40	565491	DVORNIK Neja	SLO	243	1670	-	109 (20)	134 (17)	-
41	6536392	HURT A J	USA	227	1686	-	50 (31)	177 (13)	-
42	537544	VONN Lindsey	USA	225	1688	102 (20)	-	-	123 (19)
43	6535773	O BRIEN Nina	USA	217	1696	-	11 (49)	206 (12)	-
44	56253	HUBER Katharina	AUT	210	1703	-	210 (14)	-	-
45	197641	GAUCHE Laura	FRA	193	1720	91 (24)	-	-	102 (22)
46	507325	OEHLUND Cornelia	SWE	185	1728	-	185 (15)	-	-
47	516766	BLANC Malorie	SUI	181	1732	89 (25)	-	-	92 (24)
48	539536	WILES Jacqueline	USA	166	1747	153 (15)	-	-	13 (44)
49	56258	AGER Christina	AUT	160	1753	87 (26)	-	-	73 (27)
50	299466	DELAGO Nicol	ITA	151	1762	133 (18)	-	-	18 (40)
50	565401	BUCIK JOGAN Ana	SLO	151	1762	-	54 (30)	97 (26)	-
52	108461	RICHARDSON Britt	CAN	143	1770	-	-	143 (15)	-
53	435334	GASIENICA-DANI.	POL	135	1778	-	-	126 (19)	9 (46)
54	107427	ST-GERMAIN Laurence	CAN	129	1784	-	129 (18)	-	-
55	198176	LAMURE Marie	FRA	127	1786	-	127 (19)	-	-
55	299383	MELESI Roberta	ITA	127	1786	15 (44)	-	18 (45)	94 (23)
57	6536171	HENSIEN Katie	USA	119	1794	-	22 (44)	97 (26)	-
57	56217	BRUNNER Stephanie	AUT	119	1794	-	-	114 (22)	5 (49)
59	197616	ALPHAND Estelle	SWE	118	1795	-	34 (39)	84 (28)	-
60	6295075	DELLA MEA Lara	ITA	117	1796	-	75 (24)	42 (35)	-
61	516185	HAEHLEN Joana	SUI	110	1803	29 (35)	-	-	81 (25)
62	425929	MOWINCKEL Ragnhild	NOR	108	1805	44 (34)	-	39 (36)	25 (35)
63	56392	GRITSCH Franziska	AUT	106	1807	-	49 (32)	54 (33)	3 (55)
64	705423	VLHOVA Petra	SVK	100	1813	-	46 (33)	54 (33)	-

**La Thuile (ITA)**

8th Women's Super-G

**OVERALL FIS WCSL LIST**

Number of Competitors: 147, Number of NSAs: 21

Rank	FIS Code	Name	NSA Code	WCSL	Diff.	DH 7 races	SL 10 races	GS 9 races	SG 9 races
65	507109	ARONSSON ELFMAN Hanna	SWE	98	1815	-	98 (21)	-	-
66	56328	ORTLIEB Nina	AUT	97	1816	92 (22)	-	-	5 (49)
66	516219	MING-NUFER Priska	SUI	97	1816	83 (27)	-	-	14 (43)
68	299699	PETERLINI Martina	ITA	95	1818	-	95 (22)	-	-
69	426324	MONSEN Marte	NOR	88	1825	75 (28)	-	1 (61)	12 (45)
70	198177	BRECHE Clarisse	FRA	82	1831	-	67 (27)	15 (47)	-
71	107798	NULLMEYER Ali	CAN	79	1834	-	79 (23)	-	-
72	299363	ZENERE Asja	ITA	78	1835	-	-	56 (32)	22 (37)
73	516248	FLURY Jasmine	SUI	70	1843	61 (30)	-	-	9 (46)
74	6536213	CASHMAN Keely	USA	69	1844	6 (48)	-	-	63 (28)
74	6295165	ROSSETTI Marta	ITA	69	1844	-	69 (25)	-	-
76	56417	FEST Nadine	AUT	66	1847	19 (41)	-	-	47 (31)
76	198029	CLEMENT Karen	FRA	66	1847	6 (48)	-	-	60 (29)
78	516705	DURRER Delia	SUI	64	1849	49 (32)	-	-	15 (41)
79	299630	DELAGO Nadia	ITA	63	1850	62 (29)	-	-	1 (63)
80	507155	NYBERG Lisa	SWE	61	1852	-	-	61 (30)	-
80	197651	DIREZ Clara	FRA	61	1852	-	-	61 (30)	-
82	198164	CHEVRIER Marion	FRA	56	1857	-	56 (28)	-	-
82	56367	GALLHUBER Katharina	AUT	56	1857	-	56 (28)	-	-
84	715171	MUZAFERIJA Elvedina	BIH	52	1861	21 (39)	-	-	31 (33)
85	155728	DUBOVSKA Martina	CZE	46	1867	-	46 (33)	-	-
85	516394	SUTER Jasmina	SUI	46	1867	16 (43)	-	2 (58)	28 (34)
87	516553	CHRISTEN Eliane	SUI	44	1869	-	44 (35)	-	-
87	56551	EGGER Magdalena	AUT	44	1869	24 (36)	-	-	20 (38)
89	385096	POPOVIC Leona	CRO	43	1870	-	43 (36)	-	-
90	197956	CERUTTI Camille	FRA	39	1874	-	-	-	39 (32)
90	516611	SCHMITT Janine	SUI	39	1874	20 (40)	-	-	19 (39)
92	107747	SMART Amelia	CAN	38	1875	-	38 (37)	-	-
92	198215	POGNEAUX Chiara	FRA	38	1875	-	38 (37)	-	-
94	6537468	BOCOCK Elisabeth	USA	34	1879	-	-	34 (38)	-
94	516619	HOEPLI Aline	SUI	34	1879	-	34 (39)	-	-
96	516268	WILD Simone	SUI	30	1883	-	-	30 (39)	-
97	6296778	COLLOMB Giorgia	ITA	27	1886	-	15 (47)	12 (49)	-
98	426486	SYLVESTER-DAVIK	NOR	26	1887	-	-	26 (40)	-
98	6295352	GHISALBERTI Ilaria	ITA	26	1887	-	-	26 (40)	-
98	426187	LYSDAHL Kristin	NOR	26	1887	-	5 (55)	21 (43)	-
101	56550	HOERHAGER Lisa	AUT	25	1888	-	25 (41)	-	-
102	555072	GERMANE Dzenifera	LAT	23	1890	-	23 (42)	-	-
103	6535791	WRIGHT Isabella	USA	22	1891	19 (41)	-	-	3 (55)
104	355061	HILZINGER Jessica	GER	21	1892	-	21 (45)	-	-
105	516407	KASPER Vanessa	SUI	20	1893	-	-	20 (44)	-
106	108077	GRAY Cassidy	CAN	17	1896	-	-	17 (46)	-
107	516426	STOFFEL Elena	SUI	16	1897	-	16 (46)	-	-
107	6535765	MANGAN Tricia	USA	16	1897	1 (58)	-	-	15 (41)
109	516783	MAECHLER Janine	SUI	15	1898	-	15 (47)	-	-
110	435432	LUCZAK Magdalena	POL	14	1899	-	-	14 (48)	-
110	6295152	RUNGGALDIER Teresa	ITA	14	1899	11 (45)	-	-	3 (55)
112	56198	SCHEYER Christine	AUT	13	1900	11 (45)	-	-	2 (60)
112	426043	TVIBERG Maria Therese	NOR	13	1900	-	5 (55)	8 (52)	-
114	6295745	BERNARDI Vicky	ITA	11	1902	3 (52)	-	-	8 (48)
114	56199	KAPPAURER Elisabeth	AUT	11	1902	-	-	11 (50)	-
114	6295186	PLATINO Elisa	ITA	11	1902	-	-	11 (50)	-
117	6296075	SOLA Beatrice	ITA	10	1903	-	10 (50)	-	-
117	198253	McFARLANE Caitlin	FRA	10	1903	-	9 (51)	1 (61)	-
119	516504	DANIOTH Aline	SUI	9	1904	-	9 (51)	-	-
120	507011	LOEVBLUM Hilma	SWE	8	1905	-	-	8 (52)	-
121	206793	DORIGO Fabiana	GER	7	1906	-	-	7 (54)	-
121	516530	GOOD Nicole	SUI	7	1906	-	7 (53)	-	-
123	307493	ANDO Asa	JPN	6	1907	-	6 (54)	-	-
123	56088	TIPPLER Tamara	AUT	6	1907	3 (52)	-	-	3 (55)
125	198016	ESCANÉ Doriane	FRA	5	1908	-	-	5 (56)	-
125	516517	JENAL Stephanie	SUI	5	1908	3 (52)	-	-	2 (60)
127	6296281	MONDINELLI Emilia	ITA	4	1909	-	4 (57)	-	-
127	56509	GRILL Lisa	AUT	4	1909	-	-	-	4 (53)

**La Thuile (ITA)**


8th Women's Super-G

**OVERALL FIS WCSL LIST**

Number of Competitors: 147, Number of NSAs: 21

Rank	FIS Code	Name	NSA Code	WCSL	Diff.	DH 7 races	SL 10 races	GS 9 races	SG 9 races
127	56471	NIEDERWIESER Michelle	AUT	4	1909	4 (50)	-	-	-
127	56268	HEIDER Michaela	AUT	4	1909	-	-	-	4 (53)
127	516521	KOLLY Noemie	SUI	4	1909	3 (52)	-	-	1 (63)
127	56224	MAIER Sabrina	AUT	4	1909	4 (50)	-	-	-
133	56519	WECHNER Lena	AUT	3	1910	1 (58)	-	-	2 (60)
133	56344	SPORER Marie-Therese	AUT	3	1910	-	3 (58)	-	-
133	405172	WESTHOFF Bianca Bakke	NOR	3	1910	-	3 (58)	-	-
136	56673	OLIVIER Victoria	AUT	2	1911	-	-	2 (58)	-
136	107697	FLECKENSTEIN Stefanie	CAN	2	1911	2 (56)	-	-	-
136	405138	JELINKOVA Adriana	CZE	2	1911	-	-	2 (58)	-
136	426285	MAARSTOEL Andrine	NOR	2	1911	-	2 (60)	-	-
136	56491	SCHOEPF Emily	AUT	2	1911	2 (56)	-	-	-
141	6535807	CUTLER Haley	USA	1	1912	1 (58)	-	-	-
141	6296280	THALER Sara	ITA	1	1912	1 (58)	-	-	-
141	35222	BARUZZI FARRIOL	ARG	1	1912	-	-	1 (61)	-
141	506701	HOERNBLAD Lisa	SWE	1	1912	-	-	-	1 (63)
141	45423	HOFFMAN Madison	AUS	1	1912	-	1 (61)	-	-
141	299939	LORENZI Lucrezia	ITA	1	1912	-	1 (61)	-	-
141	299822	TSCHURTSCHENTH.	ITA	1	1912	-	1 (61)	-	-

Legend:		DH	Diff.	GS
-	No points	Downhill	Difference	Giant Slalom
SG	Super-G	SL	WCSL	Overall points

La Thuile (ITA)



8th Women's Super-G

FIS NATION CUP

Number of Nations: 19

Rank	NSA	Name	Points	Diff.	DH	SL	GS	SG	AC	PAR	TE
1	ITA	Italy	3984		1187	212	818	1767	-	-	-
2	SUI	Switzerland	3772	212	684	1307	688	1093	-	-	-
3	AUT	Austria	3323	661	873	972	507	971	-	-	-
4	USA	United States of America	2614	1370	629	686	786	513	-	-	-
5	SWE	Sweden	1449	2535	-	918	531	-	-	-	-
6	NOR	Norway	1235	2749	243	149	536	307	-	-	-
7	GER	Germany	1193	2791	271	546	101	275	-	-	-
8	CRO	Croatia	816	3168	-	541	275	-	-	-	-
9	SLO	Slovenia	754	3230	134	342	206	72	-	-	-
10	FRA	France	727	3257	95	228	45	359	-	-	-
11	NZL	New Zealand	668	3316	4	-	520	144	-	-	-
12	ALB	Albania	586	3398	-	252	334	-	-	-	-
13	CAN	Canada	563	3421	10	210	287	56	-	-	-
14	CZE	Czechia	410	3574	183	36	-	191	-	-	-
15	POL	Poland	104	3880	-	-	98	6	-	-	-
16	BIH	Bosnia and Herzegovina	29	3955	6	-	-	23	-	-	-
17	LAT	Latvia	10	3974	-	10	-	-	-	-	-
18	JPN	Japan	6	3978	-	6	-	-	-	-	-
19	ARG	Argentina	1	3983	-	-	1	-	-	-	-

La Thuile (ITA)



8th Women's Super-G

OVERALL FIS NATION CUP

Number of Nations: 32

Rk	NSA	Overall			DH Points			SL Points			GS Points			SG Points			AC Points			PAR Points			TE Points
		M+W	M	W	M+W	M	W	M+W	M	W	M+W	M	W	M+W	M	W	M+W	M	W	M+W	M	W	M+W
1	SUI	9601	5829	3772	2816	2132	684	2410	1103	1307	1803	1115	688	2572	1479	1093	-	-	-	-	-	-	-
2	AUT	6615	3292	3323	1560	687	873	2006	1034	972	1132	625	507	1917	946	971	-	-	-	-	-	-	-
3	ITA	6060	2076	3984	1817	630	1187	518	306	212	1199	381	818	2526	759	1767	-	-	-	-	-	-	-
4	NOR	4358	3123	1235	415	172	243	1673	1524	149	1606	1070	536	664	357	307	-	-	-	-	-	-	-
5	USA	3759	1145	2614	1055	426	629	858	172	686	993	207	786	853	340	513	-	-	-	-	-	-	-
6	FRA	2982	2255	727	594	499	95	1211	983	228	402	357	45	775	416	359	-	-	-	-	-	-	-
7	GER	1832	639	1193	383	112	271	796	250	546	311	210	101	342	67	275	-	-	-	-	-	-	-
8	SWE	1779	330	1449	20	20	-	1159	241	918	555	24	531	45	45	-	-	-	-	-	-	-	-
9	SLO	1541	787	754	562	428	134	342	-	342	443	237	206	194	122	72	-	-	-	-	-	-	-
10	CAN	1522	959	563	543	533	10	220	10	210	298	11	287	461	405	56	-	-	-	-	-	-	-
11	CRO	1418	602	816	-	-	-	931	390	541	487	212	275	-	-	-	-	-	-	-	-	-	-
12	NZL	668	-	668	4	-	4	-	-	-	520	-	520	144	-	144	-	-	-	-	-	-	-
13	ALB	586	-	586	-	-	-	252	-	252	334	-	334	-	-	-	-	-	-	-	-	-	-
14	BRA	554	554	-	-	-	-	313	313	-	241	241	-	-	-	-	-	-	-	-	-	-	-
15	CZE	553	143	410	229	46	183	36	-	36	-	-	-	288	97	191	-	-	-	-	-	-	-
16	GBR	268	268	-	-	-	-	268	268	-	-	-	-	-	-	-	-	-	-	-	-	-	-
17	BEL	235	235	-	-	-	-	143	143	-	92	92	-	-	-	-	-	-	-	-	-	-	-
18	BUL	229	229	-	-	-	-	229	229	-	-	-	-	-	-	-	-	-	-	-	-	-	-
19	AND	153	153	-	-	-	-	-	-	-	153	153	-	-	-	-	-	-	-	-	-	-	-
20	FIN	152	152	-	70	70	-	55	55	-	-	-	-	27	27	-	-	-	-	-	-	-	-
21	POL	104	-	104	-	-	-	-	-	-	98	-	98	6	-	6	-	-	-	-	-	-	-
22	EST	71	71	-	-	-	-	27	27	-	44	44	-	-	-	-	-	-	-	-	-	-	-
23	BIH	29	-	29	6	-	6	-	-	-	-	-	-	23	-	23	-	-	-	-	-	-	-
24	ESP	16	16	-	-	-	-	16	16	-	-	-	-	-	-	-	-	-	-	-	-	-	-
25	SVK	13	13	-	-	-	-	-	-	-	13	13	-	-	-	-	-	-	-	-	-	-	-
26	GRE	12	12	-	-	-	-	12	12	-	-	-	-	-	-	-	-	-	-	-	-	-	-
27	LAT	10	-	10	-	-	-	10	-	10	-	-	-	-	-	-	-	-	-	-	-	-	-
28	CHI	8	8	-	8	8	-	-	-	-	-	-	-	-	-	-	-	-	-	-	-	-	-
28	NED	8	8	-	-	-	-	-	-	-	8	8	-	-	-	-	-	-	-	-	-	-	-
30	JPN	6	-	6	-	-	-	6	-	6	-	-	-	-	-	-	-	-	-	-	-	-	-
31	LIE	4	4	-	4	4	-	-	-	-	-	-	-	-	-	-	-	-	-	-	-	-	-
32	ARG	1	-	1	-	-	-	-	-	-	1	-	1	-	-	-	-	-	-	-	-	-	-

La Thuile (ITA)



8th Women's Super-G

CONSTRUCTORS' CHAMPIONSHIP

Number of Brands: 9

Rank	Name	Points	Diff.	DH	SL	GS	SG	AC	PAR
1	Head	4840		1040	1670	585	1545	-	-
2	Rossignol	3315	1525	525	685	1350	755	-	-
3	Atomic	2105	2735	540	820	315	430	-	-
4	Salomon	690	4150	-	-	520	170	-	-
5	Blizzard	350	4490	-	120	230	-	-	-
6	Kaestle	140	4700	100	-	-	40	-	-
7	Voelkl	100	4740	-	100	-	-	-	-
8	Fischer	90	4750	45	-	-	45	-	-
9	Dynastar	60	4780	-	-	-	60	-	-

La Thuile (ITA)



8th Women's Super-G

OVERALL CONSTRUCTORS' CHAMPIONSHIP

Number of Brands: 12

Rank	Brand	Overall			DH Points			SL Points			GS Points			SG Points			AC Points			PAR Points		
		M+W	M	W	M+W	M	W	M+W	M	W	M+W	M	W	M+W	M	W	M+W	M	W	M+W	M	W
1	Head	7110	2270	4840	2055	1015	1040	2110	440	1670	775	190	585	2170	625	1545	-	-	-	-	-	-
2	Rossignol	5680	2365	3315	740	215	525	1660	975	685	2040	690	1350	1240	485	755	-	-	-	-	-	-
3	Atomic	4020	1915	2105	885	345	540	1615	795	820	750	435	315	770	340	430	-	-	-	-	-	-
4	Stoeckli	2095	2095	-	890	890	-	-	-	-	570	570	-	635	635	-	-	-	-	-	-	-
5	Van deer	1330	1330	-	-	-	-	895	895	-	435	435	-	-	-	-	-	-	-	-	-	-
6	Fischer	1060	970	90	295	250	45	170	170	-	205	205	-	390	345	45	-	-	-	-	-	-
7	Salomon	925	235	690	95	95	-	40	40	-	620	100	520	170	-	170	-	-	-	-	-	-
8	Dynastar	500	440	60	-	-	-	440	440	-	-	-	-	60	-	60	-	-	-	-	-	-
9	Nordica	395	395	-	190	190	-	-	-	-	-	-	-	205	205	-	-	-	-	-	-	-
10	Blizzard	350	-	350	-	-	-	120	-	120	230	-	230	-	-	-	-	-	-	-	-	-
11	Kaestle	140	-	140	100	-	100	-	-	-	-	-	-	40	-	40	-	-	-	-	-	-
12	Voelkl	100	-	100	-	-	-	100	-	100	-	-	-	-	-	-	-	-	-	-	-	-