



AUDI FIS SKI WORLD CUP 2024/25



Hafjell (NOR)

8th Men's Giant Slalom

ENTRY LIST BY NSA

Number of Competitors: 61, Number of NSAs: 23

NSA	FIS Code	Name	Date of Birth	FIS Points (6th of March 2025 - List 18)					AC
				DH	SL	GS	SG		
AND (1)	20398	VERDU Joan	23 MAY 1995	131,70 (975)	246,45(5240)	5,15 (15)	42,56 (219)	264,87 (569)	
ARG (1)	30488	GRAVIER Tiziano	12 MAR 2002	34,90 (140)	26,61 (294)	16,82 (47)	21,59 (85)	142,79 (139)	
AUS (1)	40621	MUHLEN-SCHULTE Louis	12 MAR 1998	253,85(1741)	21,95 (123)	19,13 (70)	72,29 (517)	190,49 (320)	
AUT (8)	54027	BRENNSTEINER Stefan	3 OCT 1991	499,64(2017)	174,41(4576)	2,95 (8)	336,36(3035)	344,97 (804)	
	54063	FELLER Manuel	13 OCT 1992	999,99(2150)	0,00 (1)	4,22 (13)	999,99(3535)	962,27(1211)	
	54628	FEURSTEIN Lukas	18 MAY 2001	21,83 (91)	57,51(1400)	15,79 (43)	9,51 (25)	198,57 (348)	
	54359	FEURSTEIN Patrick	1 DEC 1996	-	134,00(3845)	5,30 (16)	39,36 (193)	839,64(1182)	
	54445	HAASER Raphael	17 SEP 1997	19,57 (82)	137,96(3926)	3,62 (10)	4,62 (16)	9,51 (4)	
	54320	SCHWARZ Marco	16 AUG 1995	13,31 (44)	0,79 (10)	5,61 (17)	2,10 (4)	2,16 (2)	
	54630	STURM Joshua	6 MAY 2001	-	11,14 (44)	19,20 (73)	91,10 (801)	-	
	54631	ZWISCHENBRUGGER Noel	24 MAR 2001	-	33,29 (482)	17,05 (55)	48,60 (275)	-	
BEL (1)	60261	MAES Sam	7 JUN 1998	-	14,16 (47)	11,02 (27)	800,90(3501)	-	
BRA (1)	422729	PINHEIRO BRAATHEN Lucas	19 APR 2000	-	0,75 (9)	1,91 (6)	23,93 (97)	230,25 (464)	
CAN (1)	103729	READ Erik	31 MAY 1991	999,99(2150)	15,67 (52)	16,90 (50)	113,97(1220)	124,77 (97)	
CRO (1)	380335	ZUBCIC Filip	27 JAN 1993	80,60 (424)	6,56 (30)	2,82 (7)	74,60 (554)	158,34 (184)	
DEN (1)	54368	BORRNAES Christian	19 MAR 1996	163,31(1270)	40,00 (734)	15,00 (36)	38,44 (187)	117,30 (80)	
ESP (1)	492542	AUBERT SERRACANTA Aleix	9 APR 2005	201,41(1533)	25,83 (266)	16,98 (52)	49,95 (289)	183,55 (291)	
EST (1)	390044	LAINE Tormis	6 AUG 2000	-	15,00 (49)	13,42 (32)	196,29(2301)	330,53 (759)	
FIN (1)	180919	HALLBERG Eduard	6 AUG 2003	204,62(1558)	9,11 (37)	20,70 (86)	132,35(1544)	366,24 (833)	
FRA (7)	6190628	ANGUENOT Leo	25 AUG 1998	999,99(2150)	22,38 (129)	7,55 (21)	201,68(2357)	179,63 (268)	
	6191334	ELEZI CANNAFERINA Alban	15 AUG 2003	27,28 (117)	25,27 (240)	14,06 (35)	16,87 (56)	210,20 (397)	
	194495	FAIVRE Mathieu	18 JAN 1992	77,77 (397)	442,88(5768)	21,76 (109)	55,20 (330)	320,96 (734)	
	6190875	FAVRE Guerlain	18 JUL 2000	194,25(1488)	25,82 (265)	18,65 (66)	147,45(1775)	114,15 (71)	
	194935	FAVROT Thibaut	22 DEC 1994	999,99(2150)	35,96 (577)	6,36 (18)	388,77(3176)	342,53 (796)	
	6190793	PARAND Loevan	15 JUN 1999	985,68(2149)	101,06(3012)	17,95 (60)	150,83(1825)	135,74 (123)	
6191539	VITALE Flavio	28 JUL 2005	86,88 (476)	21,59 (118)	17,55 (57)	105,83(1082)	115,86 (75)		
GER (4)	202883	GRAMMEL Anton	24 JUL 1998	387,50(1936)	82,22(2367)	9,78 (24)	45,54 (247)	288,21 (644)	
	202829	GRATZ Fabian	22 JUL 1997	647,99(2085)	55,16(1297)	11,96 (30)	61,99 (392)	457,83 (972)	
	202437	LUITZ Stefan	26 MAR 1992	999,99(2150)	58,59(1448)	16,95 (51)	79,59 (611)	179,49 (267)	
	202909	STOCKINGER Jonas	7 OCT 1999	220,50(1635)	71,63(1975)	15,54 (42)	180,89(2169)	250,97 (531)	



Hafjell (NOR)


8th Men's Giant Slalom

ENTRY LIST BY NSA

Number of Competitors: 61, Number of NSAs: 23

NSA	FIS Code	Name	Date of Birth	FIS Points (6th of March 2025 - List 18)				
				DH	SL	GS	SG	AC
ITA (6)	990048	BORSOTTI Giovanni	18 DEC 1990	66,00 (317)	142,01(4012)	11,75 (28)	24,78 (106)	125,73 (99)
	990116	de ALIPRANDINI Luca	1 SEP 1990	458,99(1995)	116,76(3463)	3,86 (12)	28,48 (134)	319,46 (729)
	6293775	DELLA VITE Filippo	4 OCT 2001	-	23,00 (142)	10,86 (26)	128,69(1489)	164,87 (206)
	6293831	FRANZONI Giovanni	30 MAR 2001	16,67 (65)	72,54(2011)	17,77 (58)	11,32 (29)	129,60 (108)
	6293252	KASTLUNGER Tobias	9 SEP 1999	75,56 (383)	12,14 (45)	20,26 (80)	49,16 (285)	73,28 (18)
	6293171	VINATZER Alex	22 SEP 1999	999,99(2150)	3,78 (17)	9,18 (23)	591,42(3406)	999,99(1217)
JPN (1)	6300673	WAKATSUKI Hayata	26 JAN 1999	-	29,53 (363)	19,62 (75)	376,83(3141)	541,80(1059)
LTU (1)	780023	DRUKAROV Andrej	10 MAY 1999	999,99(2150)	167,04(4465)	17,00 (53)	60,23 (376)	122,79 (92)
NOR (9)	422954	BAKKEVIG Rasmus	31 JAN 2005	66,84 (321)	23,00 (142)	15,18 (39)	45,65 (248)	-
	422893	BRAEKKEN Theodor	26 FEB 2004	64,61 (307)	15,00 (49)	22,53 (118)	74,34 (551)	200,93 (356)
	422507	HAUGAN Timon	27 DEC 1996	221,66(1637)	0,00 (1)	6,60 (19)	347,36(3067)	632,39(1109)
	422304	KRISTOFFERSEN Henrik	2 JUL 1994	489,65(2012)	0,00 (1)	0,92 (5)	127,89(1473)	134,51 (118)
	422732	McGRATH Atle Lie	21 APR 2000	147,27(1135)	0,40 (6)	5,01 (14)	25,56 (112)	15,56 (7)
	422803	SOLBERG Eirik Hystad	14 OCT 2002	423,36(1972)	16,85 (64)	15,00 (36)	193,73(2279)	-
	422766	STEEN OLSEN Alexander	18 AUG 2001	999,99(2150)	6,51 (29)	0,00 (1)	92,57 (833)	999,99(1217)
	422822	WAHLQVIST Jesper	20 AUG 2002	-	22,95 (141)	15,44 (41)	-	-
	422278	WINDINGSTAD Rasmus	31 OCT 1993	63,91 (299)	148,28(4141)	13,33 (31)	28,19 (130)	73,71 (19)
SLO (1)	561244	KRANJEC Zan	15 NOV 1992	984,15(2148)	62,73(1619)	3,71 (11)	504,84(3332)	461,30 (978)
SUI (7)	511983	AERNI Luca	27 MAR 1993	73,53 (365)	5,49 (24)	7,25 (20)	92,06 (818)	95,99 (38)
	512424	JANUTIN Fadri	16 JAN 2000	181,89(1403)	20,31 (96)	17,17 (56)	218,66(2476)	203,90 (372)
	512182	MEILLARD Loic	29 OCT 1996	68,97 (337)	0,61 (7)	0,56 (3)	2,32 (5)	25,92 (10)
	512269	ODERMATT Marco	8 OCT 1997	0,00 (1)	454,28(5781)	0,00 (1)	0,00 (1)	194,34 (329)
	512301	SIMONET Livio	24 AUG 1998	438,89(1980)	100,98(3006)	18,22 (62)	356,39(3092)	999,99(1217)
	511638	TUMLER Thomas	5 NOV 1989	252,53(1731)	999,99(6029)	0,73 (4)	65,37 (423)	374,21 (844)
512495	ZURBRUEGG Sandro	21 SEP 2002	55,03 (257)	100,22(2980)	19,19 (71)	28,34 (131)	153,14 (168)	
SVK (2)	700830	ZAMPA Adam	13 SEP 1990	346,46(1903)	96,10(2854)	21,16 (92)	64,28 (418)	288,67 (648)
	700879	ZAMPA Andreas	13 AUG 1993	251,72(1727)	98,40(2931)	21,58 (107)	131,03(1526)	182,16 (287)
SWE (1)	502433	HANSSON William	19 JUN 2001	999,99(2150)	20,47 (97)	16,36 (44)	376,61(3140)	-
USA (3)	6532354	GILE Bridger	15 OCT 1999	45,24 (189)	30,75 (403)	16,78 (46)	40,87 (206)	132,42 (110)
	6531928	KENNEY Patrick	13 FEB 1997	589,14(2064)	129,74(3754)	17,03 (54)	88,91 (761)	807,03(1169)
	6532084	RADAMUS River	12 FEB 1998	38,47 (153)	16,73 (61)	9,94 (25)	16,75 (55)	14,91 (6)

Legend:

-	No points	WCSL-AC	FIS World Cup Start List points for Alpine Combined
WCSL-DH	FIS World Cup Start List points for Downhill	WCSL-GS	FIS World Cup Start List points for Giant Slalom
WCSL-O	Overall FIS World Cup Start List points	WCSL-SG	FIS World Cup Start List points for Super-G
WCSL-SL	FIS World Cup Start List points for Slalom		

Data Processing by LONGINES

www.fis-ski.com

Page 2/2

Generation date : FRI 14 MAR 2025

Time : 16:02

LONGINES Timing

Document: C32E 1.0



Number of Competitors: 61, Number of NSAs: 23

Rank 120 in the FIS List: AX SWARTZ Fabian 22,60 FIS Points

No.	FIS Code	Name	NSA Code	WCSL-GS	WCSL-O	FIS GS
1	512269	ODERMATT Marco	SUI	650 (1)	2001 (1)	0,00 (1)
2	422304	KRISTOFFERSEN Henrik	NOR	490 (2)	1132 (2)	0,92 (5)
3	512182	MEILLARD Loic	SUI	388 (3)	1070 (3)	0,56 (3)
4	422766	STEEN OLSEN Alexander	NOR	366 (4)	468 (16)	0,00 (1)
5	511638	TUMLER Thomas	SUI	357 (5)	357 (26)	0,73 (4)
6	561244	KRANJEC Zan	SLO	330 (6)	330 (28)	3,71 (11)
7	380335	ZUBCIC Filip	CRO	312 (7)	456 (17)	2,82 (7)
8	422732	McGRATH Atle Lie	NOR	261 (8)	768 (6)	5,01 (14)
9	422729	PINHEIRO BRAATHEN Lucas	BRA	259 (9)	592 (11)	1,91 (6)
10	990116	de ALIPRANDINI Luca	ITA	259 (9)	259 (39)	3,86 (12)
11	422507	HAUGAN Timon	NOR	237 (11)	810 (5)	6,60 (19)
12	54027	BRENNSTEINER Stefan	AUT	236 (12)	236 (43)	2,95 (8)
13	194935	FAVROT Thibaut	FRA	223 (13)	223 (45)	6,36 (18)
14	54445	HAASER Raphael	AUT	217 (14)	480 (15)	3,62 (10)
15	54320	SCHWARZ Marco	AUT	207 (15)	336 (27)	5,61 (17)
16	+ 500 54063	FELLER Manuel	AUT	76 (27)	523 (13)	4,22 (13)
17	6532084	RADAMUS River	USA	203 (16)	264 (36)	9,94 (25)
18	20398	VERDU Joan	AND	197 (17)	197 (50)	5,15 (15)
19	54359	FEURSTEIN Patrick	AUT	171 (18)	171 (53)	5,30 (16)
20	6190628	ANGUENOT Leo	FRA	159 (19)	160 (55)	7,55 (21)
21	6293171	VINATZER Alex	ITA	134 (20)	330 (28)	9,18 (23)
22	511983	AERNI Luca	SUI	121 (22)	206 (47)	7,25 (20)
23	60261	MAES Sam	BEL	114 (23)	139 (60)	11,02 (27)
24	202883	GRAMMEL Anton	GER	80 (26)	80 (80)	9,78 (24)
25	6293775	DELLA VITE Filippo	ITA	62 (28)	62 (90)	10,86 (26)
26	422278	WINDINGSTAD Rasmus	NOR	53 (29)	54 (94)	13,33 (31)
27	990048	BORSOTTI Giovanni	ITA	52 (30)	53 (96)	11,75 (28)
28	390044	LAINE Tormis	EST	44 (31)	71 (84)	13,42 (32)
29	54628	FEURSTEIN Lukas	AUT	41 (32)	206 (47)	15,79 (43)
30	202829	GRATZ Fabian	GER	39 (33)	39 (107)	11,96 (30)
31	6191334	ELEZI CANNAFERINA Alban	FRA	8 (50)	8 (147)	14,06 (35)
32	54368	BORNAES Christian	DEN	5 (54)	5 (154)	15,00 (36)
33	422803	SOLBERG Eirik Hystad	NOR	-	10 (144)	15,00 (36)
34	422954	BAKKEVIG Rasmus	NOR	-	-	15,18 (39)
35	422822	WAHLQVIST Jesper	NOR	-	-	15,44 (41)
36	202909	STOCKINGER Jonas	GER	38 (35)	38 (110)	15,54 (42)
37	502433	HANSSON William	SWE	23 (38)	23 (123)	16,36 (44)
38	6532354	GILE Bridger	USA	7 (52)	7 (152)	16,78 (46)

Hafjell (NOR)



8th Men's Giant Slalom

SAT 15 MAR 2025

DRAW LIST

Start Time 9:30

Number of Competitors: 61, Number of NSAs: 23

Rank 120 in the FIS List: AX SWARTZ Fabian 22,60 FIS Points

No.	FIS Code	Name	NSA Code	WCSL-GS	WCSL-O	FIS GS
39	30488	GRAVIER Tiziano	ARG	-	-	16,82 (47)
40	103729	READ Erik	CAN	17 (42)	30 (113)	16,90 (50)
41	202437	LUITZ Stefan	GER	19 (40)	19 (125)	16,95 (51)
42	492542	AUBERT SERRACANTA Aleix	ESP	-	-	16,98 (52)
43	780023	DRUKAROV Andrej	LTU	2 (61)	2 (161)	17,00 (53)
44	6531928	KENNEY Patrick	USA	18 (41)	18 (126)	17,03 (54)
45	54631	ZWISCHENBRUGGER Noel	AUT	13 (44)	13 (135)	17,05 (55)
46	512424	JANUTIN Fadri	SUI	30 (36)	30 (113)	17,17 (56)
47	6191539	VITALE Flavio	FRA	-	-	17,55 (57)
48	6293831	FRANZONI Giovanni	ITA	-	162 (54)	17,77 (58)
49	6190793	PARAND Loevan	FRA	5 (54)	5 (154)	17,95 (60)
50	512301	SIMONET Livio	SUI	11 (47)	11 (141)	18,22 (62)
51	6190875	FAVRE Guerlain	FRA	-	-	18,65 (66)
52	40621	MUHLEN-SCHULTE Louis	AUS	1 (65)	1 (168)	19,13 (70)
53	512495	ZURBRUEGG Sandro	SUI	4 (56)	4 (157)	19,19 (71)
54	54630	STURM Joshua	AUT	2 (61)	28 (118)	19,20 (73)
55	6300673	WAKATSUKI Hayata	JPN	-	-	19,62 (75)
56	6293252	KASTLUNGER Tobias	ITA	-	67 (86)	20,26 (80)
57	180919	HALLBERG Eduard	FIN	-	77 (81)	20,70 (86)
58	700830	ZAMPA Adam	SVK	-	-	21,16 (92)
59	700879	ZAMPA Andreas	SVK	14 (43)	14 (133)	21,58 (107)
60	194495	FAIVRE Mathieu	FRA	2 (61)	2 (161)	21,76 (109)
61	422893	BRAEKKEN Theodor	NOR	-	1 (168)	22,53 (118)

Legend:	-	No points	+ 500	At least 500 points on WCSL-O after 15th place or after 30th place	No.	Control Number
FIS GS	FIS points for Giant Slalom (18th FIS points list 2024/25)					
WCSL-GS	FIS World Cup Start List points for Giant Slalom			WCSL-O	Overall FIS World Cup Start List points	



Number of Competitors: 61, Number of NSAs: 23

Bib	FIS Code	Name	Year of Birth	NSA Code	Time	Ski
1	512182	MEILLARD Loic	1996	SUI		Rossignol
2	512269	ODERMATT Marco	1997	SUI		Stoekli
3	422766	STEEN OLSEN Alexander	2001	NOR		Rossignol
4	380335	ZUBCIC Filip	1993	CRO		Atomic
5	511638	TUMLER Thomas	1989	SUI		Stoekli
6	561244	KRANJEC Zan	1992	SLO		Rossignol
7	422304	KRISTOFFERSEN Henrik	1994	NOR		Van deer
8	422507	HAUGAN Timon	1996	NOR		Van deer
9	422729	PINHEIRO BRAATHEN Lucas	2000	BRA		Atomic
10	422732	McGRATH Atle Lie	2000	NOR		Head
11	54320	SCHWARZ Marco	1995	AUT		Atomic
12	54445	HAASER Raphael	1997	AUT		Fischer
13	990116	de ALIPRANDINI Luca	1990	ITA		Salomon
14	194935	FAVROT Thibaut	1994	FRA		Dynastar
15	54027	BRENNSTEINER Stefan	1991	AUT		Fischer
-----break-----						
16	54063	FELLER Manuel	1992	AUT		Atomic
17	6532084	RADAMUS River	1998	USA		Rossignol
18	20398	VERDU Joan	1995	AND		Head
19	54359	FEURSTEIN Patrick	1996	AUT		Rossignol
20	6190628	ANGUENOT Leo	1998	FRA		Rossignol
21	6293171	VINATZER Alex	1999	ITA		Atomic
22	511983	AERNI Luca	1993	SUI		Fischer
-----break-----						
23	60261	MAES Sam	1998	BEL		Voelkl
24	202883	GRAMMEL Anton	1998	GER		Head
25	6293775	DELLA VITE Filippo	2001	ITA		Rossignol
26	422278	WINDINGSTAD Rasmus	1993	NOR		Atomic
27	990048	BORSOTTI Giovanni	1990	ITA		Rossignol
28	390044	LAINÉ Tormis	2000	EST		Voelkl
29	54628	FEURSTEIN Lukas	2001	AUT		Head
30	202829	GRATZ Fabian	1997	GER		Fischer
-----break-----						
31	6191334	ELEZI CANNAFERINA Alban	2003	FRA		Rossignol
32	54368	BORRNAES Christian	1996	DEN		Salomon
33	422803	SOLBERG Eirik Hystad	2002	NOR		Fischer
34	422954	BAKKEVIG Rasmus	2005	NOR		Atomic
35	422822	WAHLQVIST Jesper	2002	NOR		Atomic
36	202909	STOCKINGER Jonas	1999	GER		Voelkl
37	502433	HANSSON William	2001	SWE		Rossignol
38	6532354	GILE Bridger	1999	USA		Head
39	30488	GRAVIER Tiziano	2002	ARG		Head
40	103729	READ Erik	1991	CAN		Atomic
41	202437	LUITZ Stefan	1992	GER		Voelkl
42	492542	AUBERT SERRACANTA Aleix	2005	ESP		Van deer

Hafjell (NOR)

8th Men's Giant Slalom

SAT 15 MAR 2025

START LIST RUN 1

Start Time 9:30

Number of Competitors: 61, Number of NSAs: 23

Bib	FIS Code	Name	Year of Birth	NSA Code	Time	Ski
43	780023	DRUKAROV Andrej	1999	LTU		Voelkl
44	6531928	KENNEY Patrick	1997	USA		Voelkl
45	54631	ZWISCHENBRUGGER Noel	2001	AUT		Atomic
46	512424	JANUTIN Fadri	2000	SUI		Fischer
47	6191539	VITALE Flavio	2005	FRA		Head
48	6293831	FRANZONI Giovanni	2001	ITA		Rossignol
49	6190793	PARAND Loevan	1999	FRA		Head
50	512301	SIMONET Livio	1998	SUI		Rossignol
51	6190875	FAVRE Guerlain	2000	FRA		Salomon
52	40621	MUHLEN-SCHULTE Louis	1998	AUS		Nordica
53	512495	ZURBRUEGG Sandro	2002	SUI		Stoekli
54	54630	STURM Joshua	2001	AUT		Atomic
55	6300673	WAKATSUKI Hayata	1999	JPN		Salomon
56	6293252	KASTLUNGER Tobias	1999	ITA		Head
57	180919	HALLBERG Eduard	2003	FIN		Fischer
58	700830	ZAMPA Adam	1990	SVK		Salomon
59	700879	ZAMPA Andreas	1993	SVK		Salomon
60	194495	FAIVRE Mathieu	1992	FRA		Head
61	422893	BRAEKKEN Theodor	2004	NOR		Atomic

Jury

FIS Technical Delegate	FISCHER Andreas	GER
Referee	WALDNER Markus	FIS
Assistant Referee	HLADNIK Janez	FIS
Chief of Race	TANDE Oesten	NOR

Technical Data

Course Name	Olympia-loypa
Start Altitude	644m
Finish Altitude	273m
Vertical Drop	371m
Homologation Number	13763/11/20

Race Information Run 1

Course Setter	FILL Peter	ITA
Gates/Turning Gates	47/46	
Start Time	9:30	

Race Information Run 2

Course Setter	VUIGNIER Julien	SUI
Gates/Turning Gates		
Start Time	12:30	

Forerunners:

Run 1:	F1 - AMDAHL Andreas	NOR	F2 - ISTAD Herman	NOR	F3 - WEFALD Mikkel	NOR
Run 2:	F1 - AMDAHL Andreas	NOR	F2 - ISTAD Herman	NOR	F3 - WEFALD Mikkel	NOR

Legend:

YB Year of Birth

Number of Competitors: 61, Number of NSAs: 23

Rank	Bib	FIS Code	Name	YB	NSA Code	Time	Difference	Ski
1	1	512182	MEILLARD Loic	1996	SUI	1:09.40		Rossignol
2	5	511638	TUMLER Thomas	1989	SUI	1:09.48	0.08	Stoeckli
3	2	512269	ODERMATT Marco	1997	SUI	1:09.70	0.30	Stoeckli
4	15	54027	BRENNSTEINER Stefan	1991	AUT	1:09.91	0.51	Fischer
5	9	422729	PINHEIRO BRAATHEN Lucas	2000	BRA	1:09.93	0.53	Atomic
6	3	422766	STEEN OLSEN Alexander	2001	NOR	1:10.03	0.63	Rossignol
7	17	6532084	RADAMUS River	1998	USA	1:10.16	0.76	Rossignol
8	12	54445	HAASER Raphael	1997	AUT	1:10.51	1.11	Fischer
9	4	380335	ZUBCIC Filip	1993	CRO	1:10.58	1.18	Atomic
10	10	422732	McGRATH Atle Lie	2000	NOR	1:10.65	1.25	Head
11	14	194935	FAVROT Thibaut	1994	FRA	1:10.77	1.37	Dynastar
12	8	422507	HAUGAN Timon	1996	NOR	1:10.78	1.38	Van deer
13	13	990116	de ALIPRANDINI Luca	1990	ITA	1:10.83	1.43	Salomon
14	11	54320	SCHWARZ Marco	1995	AUT	1:10.84	1.44	Atomic
15	7	422304	KRISTOFFERSEN Henrik	1994	NOR	1:10.88	1.48	Van deer
16	20	6190628	ANGUENOT Leo	1998	FRA	1:10.92	1.52	Rossignol
17	22	511983	AERNI Luca	1993	SUI	1:11.00	1.60	Fischer
18	47	6191539	VITALE Flavio	2005	FRA	1:11.05	1.65	Head
18	35	422822	WAHLQVIST Jesper	2002	NOR	1:11.05	1.65	Atomic
20	23	60261	MAES Sam	1998	BEL	1:11.06	1.66	Voelkl
21	34	422954	BAKKEVIG Rasmus	2005	NOR	1:11.08	1.68	Atomic
22	19	54359	FEURSTEIN Patrick	1996	AUT	1:11.18	1.78	Rossignol
23	31	6191334	ELEZI CANNAFERINA Alban	2003	FRA	1:11.20	1.80	Rossignol
24	25	6293775	DELLA VITE Filippo	2001	ITA	1:11.33	1.93	Rossignol
25	24	202883	GRAMMEL Anton	1998	GER	1:11.46	2.06	Head
26	26	422278	WINDINGSTAD Rasmus	1993	NOR	1:11.48	2.08	Atomic
27	16	54063	FELLER Manuel	1992	AUT	1:11.53	2.13	Atomic
28	45	54631	ZWISCHENBRUGGER Noel	2001	AUT	1:11.59	2.19	Atomic
29	30	202829	GRATZ Fabian	1997	GER	1:11.63	2.23	Fischer
30	49	6190793	PARAND Loevan	1999	FRA	1:11.69	2.29	Head
30	21	6293171	VINATZER Alex	1999	ITA	1:11.69	2.29	Atomic
30	6	561244	KRANJEC Zan	1992	SLO	1:11.69	2.29	Rossignol

DID NOT QUALIFY FOR RUN 2: 27 competitors

33	33	422803	SOLBERG Eirik Hystad	2002	NOR	1:11.70	2.30	Fischer
34	38	6532354	GILE Bridger	1999	USA	1:11.73	2.33	Head
35	41	202437	LUITZ Stefan	1992	GER	1:11.74	2.34	Voelkl
36	29	54628	FEURSTEIN Lukas	2001	AUT	1:11.87	2.47	Head
37	48	6293831	FRANZONI Giovanni	2001	ITA	1:12.00	2.60	Rossignol
38	32	54368	BORGNAES Christian	1996	DEN	1:12.10	2.70	Salomon
39	57	180919	HALLBERG Eduard	2003	FIN	1:12.13	2.73	Fischer
39	44	6531928	KENNEY Patrick	1997	USA	1:12.13	2.73	Voelkl
41	28	390044	LAINE Tormis	2000	EST	1:12.19	2.79	Voelkl
42	27	990048	BORSOTTI Giovanni	1990	ITA	1:12.30	2.90	Rossignol
43	54	54630	STURM Joshua	2001	AUT	1:12.36	2.96	Atomic
44	36	202909	STOCKINGER Jonas	1999	GER	1:12.37	2.97	Voelkl

Hafjell (NOR)


8th Men's Giant Slalom

SAT 15 MAR 2025

OFFICIAL RESULTS RUN 1

Start Time 9:30

Number of Competitors: 61, Number of NSAs: 23

Rank	Bib	FIS Code	Name	YB	NSA Code	Time	Difference	Ski
45	50	512301	SIMONET Livio	1998	SUI	1:12.43	3.03	Rossignol
46	56	6293252	KASTLUNGER Tobias	1999	ITA	1:12.44	3.04	Head
47	52	40621	MUHLEN-SCHULTE Louis	1998	AUS	1:12.47	3.07	Nordica
47	37	502433	HANSSON William	2001	SWE	1:12.47	3.07	Rossignol
49	51	6190875	FAVRE Guerlain	2000	FRA	1:12.53	3.13	Salomon
50	43	780023	DRUKAROV Andrej	1999	LTU	1:12.58	3.18	Voelkl
51	61	422893	BRAEKKEN Theodor	2004	NOR	1:12.59	3.19	Atomic
52	59	700879	ZAMPA Andreas	1993	SVK	1:12.69	3.29	Salomon
52	46	512424	JANUTIN Fadri	2000	SUI	1:12.69	3.29	Fischer
54	60	194495	FAIVRE Mathieu	1992	FRA	1:12.75	3.35	Head
55	53	512495	ZURBRUEGG Sandro	2002	SUI	1:12.79	3.39	Stoeckli
56	39	30488	GRAVIER Tiziano	2002	ARG	1:12.99	3.59	Head
57	40	103729	READ Erik	1991	CAN	1:13.02	3.62	Atomic
58	55	6300673	WAKATSUKI Hayata	1999	JPN	1:13.06	3.66	Salomon
59	58	700830	ZAMPA Adam	1990	SVK	1:13.54	4.14	Salomon

DID NOT FINISH RUN 1: 2 competitors

18	20398	VERDU Joan	1995	AND		Head
42	492542	AUBERT SERRACANTA Aleix	2005	ESP		Van deer

Jury

FIS Technical Delegate	FISCHER Andreas	GER
Referee	WALDNER Markus	FIS
Assistant Referee	HLADNIK Janez	FIS
Chief of Race	TANDE Oesten	NOR

Technical Data

Course Name	Olympia-loypa
Start Altitude	644m
Finish Altitude	273m
Vertical Drop	371m
Homologation Number	13763/11/20

Race Information Run 1

Course Setter	FILL Peter	ITA
Gates/Turning Gates	49/48	
Start Time	9:30	

Race Information Run 2

Course Setter	VUIGNIER Julien	SUI
Gates/Turning Gates		
Start Time	12:30	

Forerunners:

Run 1:	F1 - AMDAHL Andreas	NOR	F2 - ISTAD Herman	NOR	F3 - WEFALD Mikkel	NOR
Run 2:	F1 - AMDAHL Andreas	NOR	F2 - ISTAD Herman	NOR	F3 - WEFALD Mikkel	NOR

Conditions on course:

Run 1	PARTLY CLOUDY	Snow:	HARD PACKED	Temperature - Start:	-5°C / 23°F	Temperature - Finish:	-4°C / 25°F
--------------	---------------	--------------	-------------	-----------------------------	-------------	------------------------------	-------------

Legend:

YB Year of Birth

Number of Competitors: 32, Number of NSAs: 11

Start Order	Bib	FIS Code	Name	Year of Birth	NSA Code	Run 1	Diff.	Rank	Run 2	Total	Ski
1	6	561244	KRANJEC Zan	1992	SLO	1:11.69	2.29	30			Rossignol
2	21	6293171	VINATZER Alex	1999	ITA	1:11.69	2.29	30			Atomic
3	49	6190793	PARAND Loevan	1999	FRA	1:11.69	2.29	30			Head
4	30	202829	GRATZ Fabian	1997	GER	1:11.63	2.23	29			Fischer
5	45	54631	ZWISCHENBRUGGER Noel	2001	AUT	1:11.59	2.19	28			Atomic
6	16	54063	FELLER Manuel	1992	AUT	1:11.53	2.13	27			Atomic
7	26	422278	WINDINGSTAD Rasmus	1993	NOR	1:11.48	2.08	26			Atomic
8	24	202883	GRAMMEL Anton	1998	GER	1:11.46	2.06	25			Head
9	25	6293775	DELLA VITE Filippo	2001	ITA	1:11.33	1.93	24			Rossignol
10	31	6191334	ELEZI CANNAFERINA Alban	2003	FRA	1:11.20	1.80	23			Rossignol
11	19	54359	FEURSTEIN Patrick	1996	AUT	1:11.18	1.78	22			Rossignol
12	34	422954	BAKKEVIG Rasmus	2005	NOR	1:11.08	1.68	21			Atomic
13	23	60261	MAES Sam	1998	BEL	1:11.06	1.66	20			Voelkl
14	35	422822	WAHLQVIST Jesper	2002	NOR	1:11.05	1.65	18			Atomic
15	47	6191539	VITALE Flavio	2005	FRA	1:11.05	1.65	18			Head
----- break -----											
16	22	511983	AERNI Luca	1993	SUI	1:11.00	1.60	17			Fischer
17	20	6190628	ANGUENOT Leo	1998	FRA	1:10.92	1.52	16			Rossignol
18	7	422304	KRISTOFFERSEN Henrik	1994	NOR	1:10.88	1.48	15			Van deer
19	11	54320	SCHWARZ Marco	1995	AUT	1:10.84	1.44	14			Atomic
20	13	990116	de ALIPRANDINI Luca	1990	ITA	1:10.83	1.43	13			Salomon
21	8	422507	HAUGAN Timon	1996	NOR	1:10.78	1.38	12			Van deer
22	14	194935	FAVROT Thibaut	1994	FRA	1:10.77	1.37	11			Dynastar
23	10	422732	McGRATH Atle Lie	2000	NOR	1:10.65	1.25	10			Head
24	4	380335	ZUBCIC Filip	1993	CRO	1:10.58	1.18	9			Atomic
----- break -----											
25	12	54445	HAASER Raphael	1997	AUT	1:10.51	1.11	8			Fischer
26	17	6532084	RADAMUS River	1998	USA	1:10.16	0.76	7			Rossignol
27	3	422766	STEEN OLSEN Alexander	2001	NOR	1:10.03	0.63	6			Rossignol
28	9	422729	PINHEIRO BRAATHEN Lucas	2000	BRA	1:09.93	0.53	5			Atomic
29	15	54027	BRENNSTEINER Stefan	1991	AUT	1:09.91	0.51	4			Fischer
30	2	512269	ODERMATT Marco	1997	SUI	1:09.70	0.30	3			Stoeckli
31	5	511638	TUMLER Thomas	1989	SUI	1:09.48	0.08	2			Stoeckli
32	1	512182	MEILLARD Loic	1996	SUI	1:09.40		1			Rossignol

Hafjell (NOR)



8th Men's Giant Slalom

SAT 15 MAR 2025

START LIST RUN 2

Start Time 12:30

Jury

FIS Technical Delegate	FISCHER Andreas	GER
Referee	WALDNER Markus	FIS
Assistant Referee	HLADNIK Janez	FIS
Chief of Race	TANDE Oesten	NOR

Technical Data

Course Name	Olympia-loypa
Start Altitude	644m
Finish Altitude	273m
Vertical Drop	371m
Homologation Number	13763/11/20

Race Information Run 1

Course Setter	FILL Peter	ITA
Gates/Turning Gates	49/48	
Start Time	9:30	

Race Information Run 2

Course Setter	VUIGNIER Julien	SUI
Gates/Turning Gates		
Start Time	12:30	

Forerunners:

Run 1:	F1 - AMDAHL Andreas	NOR	F2 - ISTAD Herman	NOR	F3 - WEFALD Mikkel	NOR
Run 2:	F1 - AMDAHL Andreas	NOR	F2 - ISTAD Herman	NOR	F3 - WEFALD Mikkel	NOR



OFFICIAL RESULTS

Number of Competitors: 61, Number of NSAs: 23

Penalty applied: 0.00

Rank	Bib	FIS Code	Name	YB	NSA Code	Run 1		Run 2		Total	Diff.	Race Points	Ski
						Time	Rank	Time	Rank				
1	1	512182	MEILLARD Loic	1996	SUI	1:09.40	(1)	1:08.80	(4)	2:18.20		0.00	Rossignol
2	2	512269	ODERMATT Marco	1997	SUI	1:09.70	(3)	1:08.64	(2)	2:18.34	0.14	1.02	Stoeckli
3	5	511638	TUMLER Thomas	1989	SUI	1:09.48	(2)	1:08.95	(9)	2:18.43	0.23	1.68	Stoeckli
4	9	422729	PINHEIRO BRAATHEN Lucas	2000	BRA	1:09.93	(5)	1:08.83	(6)	2:18.76	0.56	4.09	Atomic
5	3	422766	STEEN OLSEN Alexander	2001	NOR	1:10.03	(6)	1:08.86	(8)	2:18.89	0.69	5.04	Rossignol
6	15	54027	BRENNSTEINER Stefan	1991	AUT	1:09.91	(4)	1:09.11	(14)	2:19.02	0.82	5.99	Fischer
7	17	6532084	RADAMUS River	1998	USA	1:10.16	(7)	1:09.54	(23)	2:19.70	1.50	10.96	Rossignol
8	4	380335	ZUBCIC Filip	1993	CRO	1:10.58	(9)	1:09.23	(16)	2:19.81	1.61	11.77	Atomic
9	23	60261	MAES Sam	1998	BEL	1:11.06	(20)	1:08.82	(5)	2:19.88	1.68	12.28	Voelkl
10	24	202883	GRAMMEL Anton	1998	GER	1:11.46	(25)	1:08.43	(1)	2:19.89	1.69	12.35	Head
11	31	6191334	ELEZI CANNAFERINA Alban	2003	FRA	1:11.20	(23)	1:08.73	(3)	2:19.93	1.73	12.64	Rossignol
12	19	54359	FEURSTEIN Patrick	1996	AUT	1:11.18	(22)	1:08.85	(7)	2:20.03	1.83	13.37	Rossignol
13	47	6191539	VITALE Flavio	2005	FRA	1:11.05	(18)	1:09.01	(10)	2:20.06	1.86	13.59	Head
14	11	54320	SCHWARZ Marco	1995	AUT	1:10.84	(14)	1:09.29	(17)	2:20.13	1.93	14.10	Atomic
15	20	6190628	ANGUENOT Leo	1998	FRA	1:10.92	(16)	1:09.31	(19)	2:20.23	2.03	14.84	Rossignol
16	7	422304	KRISTOFFERSEN Henrik	1994	NOR	1:10.88	(15)	1:09.39	(20)	2:20.27	2.07	15.13	Van deer
17	34	422954	BAKKEVIG Rasmus	2005	NOR	1:11.08	(21)	1:09.21	(15)	2:20.29	2.09	15.27	Atomic
18	8	422507	HAUGAN Timon	1996	NOR	1:10.78	(12)	1:09.52	(22)	2:20.30	2.10	15.35	Van deer
19	13	990116	de ALIPRANDINI Luca	1990	ITA	1:10.83	(13)	1:09.48	(21)	2:20.31	2.11	15.42	Salomon
20	14	194935	FAVROT Thibaut	1994	FRA	1:10.77	(11)	1:09.59	(24)	2:20.36	2.16	15.79	Dynastar
21	26	422278	WINDINGSTAD Rasmus	1993	NOR	1:11.48	(26)	1:09.02	(13)	2:20.50	2.30	16.81	Atomic
22	45	54631	ZWISCHENBRUGGER Noel	2001	AUT	1:11.59	(28)	1:09.01	(10)	2:20.60	2.40	17.54	Atomic
23	10	422732	McGRATH Atle Lie	2000	NOR	1:10.65	(10)	1:09.96	(26)	2:20.61	2.41	17.61	Head
24	49	6190793	PARAND Loevan	1999	FRA	1:11.69	(30)	1:09.01	(10)	2:20.70	2.50	18.27	Head
25	30	202829	GRATZ Fabian	1997	GER	1:11.63	(29)	1:09.29	(17)	2:20.92	2.72	19.88	Fischer
26	16	54063	FELLER Manuel	1992	AUT	1:11.53	(27)	1:09.73	(25)	2:21.26	3.06	22.36	Atomic
27	6	561244	KRANJEC Zan	1992	SLO	1:11.69	(30)	1:10.63	(27)	2:22.32	4.12	30.11	Rossignol
28	35	422822	WAHLQVIST Jesper	2002	NOR	1:11.05	(18)	1:12.13	(28)	2:23.18	4.98	36.40	Atomic

DID NOT FINISH RUN 2: 4 competitors

12	54445	HAASER Raphael	1997	AUT									Fischer
21	6293171	VINATZER Alex	1999	ITA									Atomic
22	511983	AERNI Luca	1993	SUI									Fischer
25	6293775	DELLA VITE Filippo	2001	ITA									Rossignol

DID NOT QUALIFY FOR RUN 2: 27 competitors

33	422803	SOLBERG Eirik Hystad	2002	NOR	1:11.70	(33)							Fischer
38	6532354	GILE Bridger	1999	USA	1:11.73	(34)							Head
41	202437	LUITZ Stefan	1992	GER	1:11.74	(35)							Voelkl
29	54628	FEURSTEIN Lukas	2001	AUT	1:11.87	(36)							Head
48	6293831	FRANZONI Giovanni	2001	ITA	1:12.00	(37)							Rossignol
32	54368	BORNAES Christian	1996	DEN	1:12.10	(38)							Salomon
57	180919	HALLBERG Eduard	2003	FIN	1:12.13	(39)							Fischer
44	6531928	KENNEY Patrick	1997	USA	1:12.13	(39)							Voelkl
28	390044	LAINE Tormis	2000	EST	1:12.19	(41)							Voelkl
27	990048	BORSOTTI Giovanni	1990	ITA	1:12.30	(42)							Rossignol

Hafjell (NOR)



8th Men's Giant Slalom

SAT 15 MAR 2025

OFFICIAL RESULTS

Start Time 12:30

Number of Competitors: 61, Number of NSAs: 23

Penalty applied: 0.00

Rank	Bib	FIS Code	Name	YB	NSA Code	Run 1	Run 2	Total	Diff.	Race Points	Ski
						Time Rank	Time Rank				
54	54630		STURM Joshua	2001	AUT	1:12.36 (43)					Atomic
36	202909		STOCKINGER Jonas	1999	GER	1:12.37 (44)					Voelkl
50	512301		SIMONET Livio	1998	SUI	1:12.43 (45)					Rossignol
56	6293252		KASTLUNGER Tobias	1999	ITA	1:12.44 (46)					Head
52	40621		MUHLEN-SCHULTE Louis	1998	AUS	1:12.47 (47)					Nordica
37	502433		HANSSON William	2001	SWE	1:12.47 (47)					Rossignol
51	6190875		FAVRE Guerlain	2000	FRA	1:12.53 (49)					Salomon
43	780023		DRUKAROV Andrej	1999	LTU	1:12.58 (50)					Voelkl
61	422893		BRAEKKEN Theodor	2004	NOR	1:12.59 (51)					Atomic
59	700879		ZAMPA Andreas	1993	SVK	1:12.69 (52)					Salomon
46	512424		JANUTIN Fadri	2000	SUI	1:12.69 (52)					Fischer
60	194495		FAIVRE Mathieu	1992	FRA	1:12.75 (54)					Head
53	512495		ZURBRUEGG Sandro	2002	SUI	1:12.79 (55)					Stoeckli
39	30488		GRAVIER Tiziano	2002	ARG	1:12.99 (56)					Head
40	103729		READ Erik	1991	CAN	1:13.02 (57)					Atomic
55	6300673		WAKATSUKI Hayata	1999	JPN	1:13.06 (58)					Salomon
58	700830		ZAMPA Adam	1990	SVK	1:13.54 (59)					Salomon

DID NOT FINISH RUN 1: 2 competitors

18	20398	VERDU Joan	1995	AND							Head
42	492542	AUBERT SERRACANTA Aleix	2005	ESP							Van deer

Jury

FIS Technical Delegate	FISCHER Andreas	GER
Referee	WALDNER Markus	FIS
Assistant Referee	HLADNIK Janez	FIS
Chief of Race	TANDE Oesten	NOR

Technical Data

Course Name	Olympia-loypa
Start Altitude	644m
Finish Altitude	273m
Vertical Drop	371m
Homologation Number	13763/11/20

Race Information Run 1

Course Setter	FILL Peter	ITA
Gates/Turning Gates	49/48	
Start Time	9:30	

Race Information Run 2

Course Setter	VUIGNIER Julien	SUI
Gates/Turning Gates	50/48	
Start Time	12:30	

Forerunners:

Run 1:	F1 - AMDAHL Andreas	NOR	F2 - ISTAD Herman	NOR	F3 - WEFALD Mikkel	NOR
Run 2:	F1 - AMDAHL Andreas	NOR	F2 - ISTAD Herman	NOR	F3 - WEFALD Mikkel	NOR

Conditions on course:

Run 1	PARTLY CLOUDY	Snow:	HARD PACKED	Temperature - Start:	-5°C / 23°F	Temperature - Finish:	-4°C / 25°F
Run 2	PARTLY CLOUDY	Snow:	HARD PACKED	Temperature - Start:	-3°C / 27°F	Temperature - Finish:	-3°C / 27°F

Legend:

YB Year of Birth



Best 10 at Finish

F - factor: 1010

Rank	Bib	FIS Code	Name	NSA Code	FIS Points	Best 5	Race Points
1	1	512182	MEILLARD Loic	SUI	0.56	0.56	0.00
2	2	512269	ODERMATT Marco	SUI	0.00	0.00	1.02
3	5	511638	TUMLER Thomas	SUI	0.73	0.73	1.68
4	9	422729	PINHEIRO BRAATHEN Lucas	BRA	1.91	1.91	4.09
5	3	422766	STEEN OLSEN Alexander	NOR	0.00	0.00	5.04
6	15	54027	BRENNSTEINER Stefan	AUT	2.95		
7	17	6532084	RADAMUS River	USA	9.94		
8	4	380335	ZUBCIC Filip	CRO	2.82		
9	23	60261	MAES Sam	BEL	11.02		
10	24	202883	GRAMMEL Anton	GER	9.78		

Best 5 FIS Points Started

Rank	Bib	FIS Code	Name	NSA Code	FIS Points
2	2	512269	ODERMATT Marco	SUI	0.00
5	3	422766	STEEN OLSEN Alexander	NOR	0.00
1	1	512182	MEILLARD Loic	SUI	0.56
3	5	511638	TUMLER Thomas	SUI	0.73
16	7	422304	KRISTOFFERSEN Henrik	NOR	0.92

TOTALS:

FIS Points of Best 5 Started (B)	2.21	
FIS Points of Best 5 at Finish in Top 10 (A)		3.20
Race Points of Corresponding Competitors (C)		11.83
Calculated Penalty (A+B-C):10 =>	-0.642	
Rounded	-0.64	
Category Adder	0.00	
Correction Value (Z)	0.00	
Calculated Penalty	-0.64	
Penalty Applied	0.00	

PERFORMANCE ANALYSIS BY RANK

Number of Competitors: 28 Number of NSAs: 11

Rank	Bib	Name Ski	NSA Code	Positions			Partial		Difference Time		
				Pos	Time	Rank	Pos	Time		Rank	
1	1	MEILLARD Loic Rossignol	SUI	Run 1:	Int1:	16.42	(1)	I1-I2:	22.84	(2)	0.00
					Int2:	39.26	(1)	I2-I3:	15.88	(4)	0.00
					Int3:	55.14	(1)	I3-Fin:	14.26	(7)	0.00
					Fin:	1:09.40	(1)				0.00
				Run 2:	Int1:	16.63	(3)	I1-I2:	22.40	(4)	0.07
					Int2:	39.03	(3)	I2-I3:	15.15	(20)	0.06
					Int3:	54.18	(5)	I3-Fin:	14.62	(8)	0.30
					Fin:	1:08.80	(4)				0.37
				Total:	Int1:	1:26.03	(1)				0.00
					Int2:	1:48.43	(1)				0.00
	Int3:	2:03.58	(1)				0.00				
	Fin:	2:18.20	(1)				0.00				
2	2	ODERMATT Marco Stoekli	SUI	Run 1:	Int1:	16.58	(2)	I1-I2:	23.05	(6)	0.16
					Int2:	39.63	(3)	I2-I3:	15.77	(2)	0.37
					Int3:	55.40	(4)	I3-Fin:	14.30	(9)	0.26
					Fin:	1:09.70	(3)				0.30
				Run 2:	Int1:	16.71	(8)	I1-I2:	22.60	(11)	0.15
					Int2:	39.31	(9)	I2-I3:	14.76	(2)	0.34
					Int3:	54.07	(2)	I3-Fin:	14.57	(5)	0.19
					Fin:	1:08.64	(2)				0.21
				Total:	Int1:	1:26.41	(3)				0.38
					Int2:	1:49.01	(4)				0.58
	Int3:	2:03.77	(2)				0.19				
	Fin:	2:18.34	(2)				0.14				
3	5	TUMLER Thomas Stoekli	SUI	Run 1:	Int1:	16.72	(9)	I1-I2:	22.95	(3)	0.30
					Int2:	39.67	(4)	I2-I3:	15.71	(1)	0.41
					Int3:	55.38	(3)	I3-Fin:	14.10	(2)	0.24
					Fin:	1:09.48	(2)				0.08
				Run 2:	Int1:	16.77	(15)	I1-I2:	22.56	(9)	0.21
					Int2:	39.33	(11)	I2-I3:	14.99	(9)	0.36
					Int3:	54.32	(10)	I3-Fin:	14.63	(9)	0.44
					Fin:	1:08.95	(9)				0.52
				Total:	Int1:	1:26.25	(2)				0.22
					Int2:	1:48.81	(2)				0.38
	Int3:	2:03.80	(3)				0.22				
	Fin:	2:18.43	(3)				0.23				

Hafjell (NOR)



8th Men's Giant Slalom

SAT 15 MAR 2025

PERFORMANCE ANALYSIS BY RANK

Start Time 12:30

Number of Competitors: 28 Number of NSAs: 11

Rank	Bib	Name Ski	NSA		Positions			Partials		Difference Time		
			Code	Pos	Time	Rank	Pos	Time	Rank			
4	9	PINHEIRO BRAATHEN Lucas Atomic	BRA	Run 1:	Int1:	16.66	(4)	I1-I2:	23.04	(5)	0.24	
					Int2:	39.70	(5)	I2-I3:	15.97	(6)	0.44	
					Int3:	55.67	(5)	I3-Fin:	14.26	(7)	0.53	
					Fin:	1:09.93	(5)				0.53	
					Run 2:	Int1:	16.56	(1)	I1-I2:	22.49	(7)	0.00
						Int2:	39.05	(4)	I2-I3:	15.07	(14)	0.08
						Int3:	54.12	(4)	I3-Fin:	14.71	(17)	0.24
						Fin:	1:08.83	(6)				0.40
					Total:	Int1:	1:26.49	(4)				0.46
						Int2:	1:48.98	(3)				0.55
						Int3:	2:04.05	(4)				0.47
						Fin:	2:18.76	(4)				0.56
5	3	STEEN OLSEN Alexander Rossignol	NOR	Run 1:	Int1:	16.78	(13)	I1-I2:	23.13	(9)	0.36	
					Int2:	39.91	(8)	I2-I3:	16.08	(9)	0.65	
					Int3:	55.99	(7)	I3-Fin:	14.04	(1)	0.85	
					Fin:	1:10.03	(6)				0.63	
					Run 2:	Int1:	16.71	(8)	I1-I2:	22.34	(2)	0.15
						Int2:	39.05	(4)	I2-I3:	15.04	(10)	0.08
						Int3:	54.09	(3)	I3-Fin:	14.77	(19)	0.21
						Fin:	1:08.86	(8)				0.43
					Total:	Int1:	1:26.74	(6)				0.71
						Int2:	1:49.08	(5)				0.65
						Int3:	2:04.12	(5)				0.54
						Fin:	2:18.89	(5)				0.69
6	15	BRENNSTEINER Stefan Fischer	AUT	Run 1:	Int1:	16.71	(7)	I1-I2:	22.80	(1)	0.29	
					Int2:	39.51	(2)	I2-I3:	15.84	(3)	0.25	
					Int3:	55.35	(2)	I3-Fin:	14.56	(22)	0.21	
					Fin:	1:09.91	(4)				0.51	
					Run 2:	Int1:	16.71	(8)	I1-I2:	22.80	(22)	0.15
						Int2:	39.51	(17)	I2-I3:	15.07	(14)	0.54
						Int3:	54.58	(17)	I3-Fin:	14.53	(4)	0.70
						Fin:	1:09.11	(14)				0.68
					Total:	Int1:	1:26.62	(5)				0.59
						Int2:	1:49.42	(6)				0.99
						Int3:	2:04.49	(6)				0.91
						Fin:	2:19.02	(6)				0.82
7	17	RADAMUS River Rossignol	USA	Run 1:	Int1:	16.79	(14)	I1-I2:	22.96	(4)	0.37	
					Int2:	39.75	(6)	I2-I3:	15.96	(5)	0.49	
					Int3:	55.71	(6)	I3-Fin:	14.45	(15)	0.57	
					Fin:	1:10.16	(7)				0.76	
					Run 2:	Int1:	16.92	(23)	I1-I2:	22.72	(19)	0.36
						Int2:	39.64	(24)	I2-I3:	15.16	(22)	0.67
						Int3:	54.80	(26)	I3-Fin:	14.74	(18)	0.92
						Fin:	1:09.54	(23)				1.11
					Total:	Int1:	1:27.08	(7)				1.05
						Int2:	1:49.80	(7)				1.37
						Int3:	2:04.96	(8)				1.38
						Fin:	2:19.70	(7)				1.50



Hafjell (NOR)



8th Men's Giant Slalom

SAT 15 MAR 2025

PERFORMANCE ANALYSIS BY RANK

Start Time 12:30

Number of Competitors: 28 Number of NSAs: 11

Rank	Bib	Name Ski	NSA		Positions			Partials		Difference Time		
			Code	Pos	Time	Rank	Pos	Time	Rank			
8	4	ZUBCIC Filip Atomic	CRO	Run 1:	Int1:	16.70	(6)	I1-I2:	23.45	(21)	0.28	
					Int2:	40.15	(14)	I2-I3:	16.18	(12)	0.89	
					Int3:	56.33	(12)	I3-Fin:	14.25	(5)	1.19	
					Fin:	1:10.58	(9)				1.18	
					Run 2:	Int1:	16.78	(16)	I1-I2:	22.66	(15)	0.22
						Int2:	39.44	(15)	I2-I3:	15.14	(19)	0.47
						Int3:	54.58	(17)	I3-Fin:	14.65	(11)	0.70
						Fin:	1:09.23	(16)				0.80
					Total:	Int1:	1:27.36	(8)				1.33
						Int2:	1:50.02	(8)				1.59
						Int3:	2:05.16	(9)				1.58
						Fin:	2:19.81	(8)				1.61
9	23	MAES Sam Voelkl	BEL	Run 1:	Int1:	16.90	(22)	I1-I2:	23.33	(16)	0.48	
					Int2:	40.23	(19)	I2-I3:	16.25	(13)	0.97	
					Int3:	56.48	(15)	I3-Fin:	14.58	(24)	1.34	
					Fin:	1:11.06	(20)				1.66	
					Run 2:	Int1:	16.68	(7)	I1-I2:	22.29	(1)	0.12
						Int2:	38.97	(1)	I2-I3:	14.91	(7)	0.00
						Int3:	53.88	(1)	I3-Fin:	14.94	(25)	0.00
						Fin:	1:08.82	(5)				0.39
					Total:	Int1:	1:27.74	(17)				1.71
						Int2:	1:50.03	(9)				1.60
						Int3:	2:04.94	(7)				1.36
						Fin:	2:19.88	(9)				1.68
10	24	GRAMMEL Anton Head	GER	Run 1:	Int1:	16.98	(33)	I1-I2:	23.65	(38)	0.56	
					Int2:	40.63	(36)	I2-I3:	16.35	(19)	1.37	
					Int3:	56.98	(29)	I3-Fin:	14.48	(16)	1.84	
					Fin:	1:11.46	(25)				2.06	
					Run 2:	Int1:	16.71	(8)	I1-I2:	22.63	(12)	0.15
						Int2:	39.34	(13)	I2-I3:	14.88	(6)	0.37
						Int3:	54.22	(7)	I3-Fin:	14.21	(1)	0.34
						Fin:	1:08.43	(1)				0.00
					Total:	Int1:	1:28.17	(23)				2.14
						Int2:	1:50.80	(22)				2.37
						Int3:	2:05.68	(20)				2.10
						Fin:	2:19.89	(10)				1.69
11	31	ELEZI CANNAFERINA Alban Rossignol	FRA	Run 1:	Int1:	16.88	(19)	I1-I2:	23.46	(25)	0.46	
					Int2:	40.34	(24)	I2-I3:	16.28	(14)	1.08	
					Int3:	56.62	(20)	I3-Fin:	14.58	(24)	1.48	
					Fin:	1:11.20	(23)				1.80	
					Run 2:	Int1:	16.64	(4)	I1-I2:	22.67	(16)	0.08
						Int2:	39.31	(9)	I2-I3:	14.91	(7)	0.34
						Int3:	54.22	(7)	I3-Fin:	14.51	(2)	0.34
						Fin:	1:08.73	(3)				0.30
					Total:	Int1:	1:27.84	(19)				1.81
						Int2:	1:50.51	(19)				2.08
						Int3:	2:05.42	(14)				1.84
						Fin:	2:19.93	(11)				1.73



Hafjell (NOR)



8th Men's Giant Slalom

SAT 15 MAR 2025

PERFORMANCE ANALYSIS BY RANK

Start Time 12:30

Number of Competitors: 28 Number of NSAs: 11

Rank	Bib	Name Ski	NSA Code	Positions Pos	Positions		Partials		Difference Time		
					Time	Rank	Pos	Time		Rank	
12	19	FEURSTEIN Patrick Rossignol	AUT	Run 1:	Int1:	17.01	(37)	I1-I2:	23.62	(35)	0.59
					Int2:	40.63	(36)	I2-I3:	16.15	(11)	1.37
					Int3:	56.78	(24)	I3-Fin:	14.40	(12)	1.64
					Fin:	1:11.18	(22)			1.78	
				Run 2:	Int1:	16.61	(2)	I1-I2:	22.38	(3)	0.05
					Int2:	38.99	(2)	I2-I3:	15.22	(23)	0.02
					Int3:	54.21	(6)	I3-Fin:	14.64	(10)	0.33
					Fin:	1:08.85	(7)			0.42	
				Total:	Int1:	1:27.79	(18)			1.76	
					Int2:	1:50.17	(11)			1.74	
					Int3:	2:05.39	(13)			1.81	
					Fin:	2:20.03	(12)			1.83	
				13	47	VITALE Flavio Head	FRA	Run 1:	Int1:	16.93	(28)
Int2:	39.98	(9)	I2-I3:						16.46	(28)	0.72
Int3:	56.44	(14)	I3-Fin:						14.61	(28)	1.30
Fin:	1:11.05	(18)								1.65	
Run 2:	Int1:	16.66	(5)					I1-I2:	22.63	(12)	0.10
	Int2:	39.29	(8)					I2-I3:	15.02	(10)	0.32
	Int3:	54.31	(9)					I3-Fin:	14.70	(15)	0.43
	Fin:	1:09.01	(10)							0.58	
Total:	Int1:	1:27.71	(15)							1.68	
	Int2:	1:50.34	(14)							1.91	
	Int3:	2:05.36	(12)							1.78	
	Fin:	2:20.06	(13)							1.86	
14	11	SCHWARZ Marco Atomic	AUT					Run 1:	Int1:	16.76	(12)
				Int2:	40.12	(13)	I2-I3:		16.12	(10)	0.86
				Int3:	56.24	(8)	I3-Fin:		14.60	(26)	1.10
				Fin:	1:10.84	(14)				1.44	
				Run 2:	Int1:	16.74	(13)	I1-I2:	22.86	(26)	0.18
					Int2:	39.60	(22)	I2-I3:	15.09	(17)	0.63
					Int3:	54.69	(20)	I3-Fin:	14.60	(7)	0.81
					Fin:	1:09.29	(17)			0.86	
				Total:	Int1:	1:27.58	(11)			1.55	
					Int2:	1:50.44	(16)			2.01	
					Int3:	2:05.53	(17)			1.95	
					Fin:	2:20.13	(14)			1.93	
				15	20	ANGUENOT Leo Rossignol	FRA	Run 1:	Int1:	16.74	(11)
Int2:	39.84	(7)	I2-I3:						16.42	(26)	0.58
Int3:	56.26	(9)	I3-Fin:						14.66	(31)	1.12
Fin:	1:10.92	(16)								1.52	
Run 2:	Int1:	16.72	(12)					I1-I2:	22.44	(6)	0.16
	Int2:	39.16	(6)					I2-I3:	15.25	(25)	0.19
	Int3:	54.41	(13)					I3-Fin:	14.90	(24)	0.53
	Fin:	1:09.31	(19)							0.88	
Total:	Int1:	1:27.64	(12)							1.61	
	Int2:	1:50.08	(10)							1.65	
	Int3:	2:05.33	(11)							1.75	
	Fin:	2:20.23	(15)							2.03	



Hafjell (NOR)



8th Men's Giant Slalom

SAT 15 MAR 2025

PERFORMANCE ANALYSIS BY RANK

Start Time 12:30

Number of Competitors: 28 Number of NSAs: 11

Rank	Bib	Name Ski	NSA Code	Positions			Partials		Difference Time		
				Pos	Time	Rank	Pos	Time		Rank	
16	7	KRISTOFFERSEN Henrik Van deer	NOR	Run 1:	Int1:	16.72	(9)	I1-I2:	23.45	(21)	0.30
					Int2:	40.17	(16)	I2-I3:	16.35	(19)	0.91
					Int3:	56.52	(17)	I3-Fin:	14.36	(11)	1.38
					Fin:	1:10.88	(15)				1.48
				Run 2:	Int1:	16.79	(18)	I1-I2:	22.79	(21)	0.23
					Int2:	39.58	(19)	I2-I3:	15.11	(18)	0.61
					Int3:	54.69	(20)	I3-Fin:	14.70	(15)	0.81
					Fin:	1:09.39	(20)				0.96
				Total:	Int1:	1:27.67	(13)				1.64
					Int2:	1:50.46	(17)				2.03
					Int3:	2:05.57	(18)				1.99
					Fin:	2:20.27	(16)				2.07
17	34	BAKKEVIG Rasmus Atomic	NOR	Run 1:	Int1:	16.88	(19)	I1-I2:	23.34	(17)	0.46
					Int2:	40.22	(18)	I2-I3:	16.37	(21)	0.96
					Int3:	56.59	(19)	I3-Fin:	14.49	(17)	1.45
					Fin:	1:11.08	(21)				1.68
				Run 2:	Int1:	16.83	(20)	I1-I2:	22.50	(8)	0.27
					Int2:	39.33	(11)	I2-I3:	15.23	(24)	0.36
					Int3:	54.56	(16)	I3-Fin:	14.65	(11)	0.68
					Fin:	1:09.21	(15)				0.78
				Total:	Int1:	1:27.91	(20)				1.88
					Int2:	1:50.41	(15)				1.98
					Int3:	2:05.64	(19)				2.06
					Fin:	2:20.29	(17)				2.09
18	8	HAUGAN Timon Van deer	NOR	Run 1:	Int1:	17.00	(36)	I1-I2:	23.47	(26)	0.58
					Int2:	40.47	(28)	I2-I3:	16.06	(7)	1.21
					Int3:	56.53	(18)	I3-Fin:	14.25	(5)	1.39
					Fin:	1:10.78	(12)				1.38
				Run 2:	Int1:	16.93	(25)	I1-I2:	22.76	(20)	0.37
					Int2:	39.69	(25)	I2-I3:	15.05	(12)	0.72
					Int3:	54.74	(25)	I3-Fin:	14.78	(20)	0.86
					Fin:	1:09.52	(22)				1.09
				Total:	Int1:	1:27.71	(15)				1.68
					Int2:	1:50.47	(18)				2.04
					Int3:	2:05.52	(16)				1.94
					Fin:	2:20.30	(18)				2.10
19	13	de ALIPRANDINI Luca Salomon	ITA	Run 1:	Int1:	16.80	(15)	I1-I2:	23.22	(12)	0.38
					Int2:	40.02	(11)	I2-I3:	16.28	(14)	0.76
					Int3:	56.30	(10)	I3-Fin:	14.53	(20)	1.16
					Fin:	1:10.83	(13)				1.43
				Run 2:	Int1:	16.84	(22)	I1-I2:	22.58	(10)	0.28
					Int2:	39.42	(14)	I2-I3:	15.06	(13)	0.45
					Int3:	54.48	(14)	I3-Fin:	15.00	(26)	0.60
					Fin:	1:09.48	(21)				1.05
				Total:	Int1:	1:27.67	(13)				1.64
					Int2:	1:50.25	(13)				1.82
					Int3:	2:05.31	(10)				1.73
					Fin:	2:20.31	(19)				2.11



Hafjell (NOR)



8th Men's Giant Slalom

SAT 15 MAR 2025

PERFORMANCE ANALYSIS BY RANK

Start Time 12:30

Number of Competitors: 28 Number of NSAs: 11

Rank	Bib	Name Ski	NSA Code	Positions Pos	Positions		Partials		Difference Time		
					Time	Rank	Pos	Time		Rank	
20	14	FAVROT Thibaut Dynastar	FRA	Run 1:	Int1:	16.89	(21)	I1-I2:	23.17	(11)	0.47
					Int2:	40.06	(12)	I2-I3:	16.28	(14)	0.80
					Int3:	56.34	(13)	I3-Fin:	14.43	(13)	1.20
					Fin:	1:10.77	(11)			1.37	
				Run 2:	Int1:	16.80	(19)	I1-I2:	23.04	(28)	0.24
					Int2:	39.84	(27)	I2-I3:	14.87	(5)	0.87
					Int3:	54.71	(23)	I3-Fin:	14.88	(23)	0.83
					Fin:	1:09.59	(24)			1.16	
				Total:	Int1:	1:27.57	(10)			1.54	
					Int2:	1:50.61	(20)			2.18	
					Int3:	2:05.48	(15)			1.90	
					Fin:	2:20.36	(20)			2.16	
21	26	WINDINGSTAD Rasmus Atomic	NOR	Run 1:	Int1:	16.67	(5)	I1-I2:	23.62	(35)	0.25
					Int2:	40.29	(22)	I2-I3:	16.39	(23)	1.03
					Int3:	56.68	(23)	I3-Fin:	14.80	(41)	1.54
					Fin:	1:11.48	(26)			2.08	
				Run 2:	Int1:	16.66	(5)	I1-I2:	22.84	(25)	0.10
					Int2:	39.50	(16)	I2-I3:	14.83	(4)	0.53
					Int3:	54.33	(11)	I3-Fin:	14.69	(14)	0.45
					Fin:	1:09.02	(13)			0.59	
				Total:	Int1:	1:28.14	(22)			2.11	
					Int2:	1:50.98	(24)			2.55	
					Int3:	2:05.81	(22)			2.23	
					Fin:	2:20.50	(21)			2.30	
22	45	ZWISCHENBRUGGER Noel Atomic	AUT	Run 1:	Int1:	16.91	(24)	I1-I2:	23.59	(29)	0.49
					Int2:	40.50	(29)	I2-I3:	16.46	(28)	1.24
					Int3:	56.96	(28)	I3-Fin:	14.63	(29)	1.82
					Fin:	1:11.59	(28)			2.19	
				Run 2:	Int1:	16.78	(16)	I1-I2:	22.80	(22)	0.22
					Int2:	39.58	(19)	I2-I3:	14.78	(3)	0.61
					Int3:	54.36	(12)	I3-Fin:	14.65	(11)	0.48
					Fin:	1:09.01	(10)			0.58	
				Total:	Int1:	1:28.37	(24)			2.34	
					Int2:	1:51.17	(26)			2.74	
					Int3:	2:05.95	(23)			2.37	
					Fin:	2:20.60	(22)			2.40	
23	10	McGRATH Atle Lie Head	NOR	Run 1:	Int1:	16.82	(16)	I1-I2:	23.34	(17)	0.40
					Int2:	40.16	(15)	I2-I3:	16.34	(18)	0.90
					Int3:	56.50	(16)	I3-Fin:	14.15	(3)	1.36
					Fin:	1:10.65	(10)			1.25	
				Run 2:	Int1:	16.75	(14)	I1-I2:	22.80	(22)	0.19
					Int2:	39.55	(18)	I2-I3:	15.55	(27)	0.58
					Int3:	55.10	(27)	I3-Fin:	14.86	(22)	1.22
					Fin:	1:09.96	(26)			1.53	
				Total:	Int1:	1:27.40	(9)			1.37	
					Int2:	1:50.20	(12)			1.77	
					Int3:	2:05.75	(21)			2.17	
					Fin:	2:20.61	(23)			2.41	



Hafjell (NOR)



8th Men's Giant Slalom

SAT 15 MAR 2025

PERFORMANCE ANALYSIS BY RANK

Start Time 12:30

Number of Competitors: 28 Number of NSAs: 11

Rank	Bib	Name Ski	NSA Code	Positions Pos	Positions		Partials		Difference Time		
					Time	Rank	Pos	Time		Rank	
24	49	PARAND Loevan Head	FRA	Run 1:	Int1:	17.02	(40)	I1-I2:	23.59	(29)	0.60
					Int2:	40.61	(34)	I2-I3:	16.43	(27)	1.35
					Int3:	57.04	(34)	I3-Fin:	14.65	(30)	1.90
					Fin:	1:11.69	(30)			2.29	
				Run 2:	Int1:	16.83	(20)	I1-I2:	22.40	(4)	0.27
					Int2:	39.23	(7)	I2-I3:	15.26	(26)	0.26
					Int3:	54.49	(15)	I3-Fin:	14.52	(3)	0.61
					Fin:	1:09.01	(10)			0.58	
				Total:	Int1:	1:28.52	(26)			2.49	
					Int2:	1:50.92	(23)			2.49	
					Int3:	2:06.18	(24)			2.60	
					Fin:	2:20.70	(24)			2.50	
				25	30	GRATZ Fabian Fischer	GER	Run 1:	Int1:	16.90	(22)
Int2:	40.35	(25)	I2-I3:						16.56	(36)	1.09
Int3:	56.91	(27)	I3-Fin:						14.72	(37)	1.77
Fin:	1:11.63	(29)								2.23	
Run 2:	Int1:	16.92	(23)					I1-I2:	22.71	(18)	0.36
	Int2:	39.63	(23)					I2-I3:	15.07	(14)	0.66
	Int3:	54.70	(22)					I3-Fin:	14.59	(6)	0.82
	Fin:	1:09.29	(17)							0.86	
Total:	Int1:	1:28.55	(27)							2.52	
	Int2:	1:51.26	(27)							2.83	
	Int3:	2:06.33	(26)							2.75	
	Fin:	2:20.92	(25)							2.72	
26	16	FELLER Manuel Atomic	AUT					Run 1:	Int1:	17.10	(45)
				Int2:	40.60	(33)	I2-I3:		16.39	(23)	1.34
				Int3:	56.99	(30)	I3-Fin:		14.54	(21)	1.85
				Fin:	1:11.53	(27)				2.13	
				Run 2:	Int1:	16.95	(27)	I1-I2:	22.63	(12)	0.39
					Int2:	39.58	(19)	I2-I3:	15.15	(20)	0.61
					Int3:	54.73	(24)	I3-Fin:	15.00	(26)	0.85
					Fin:	1:09.73	(25)			1.30	
				Total:	Int1:	1:28.48	(25)			2.45	
					Int2:	1:51.11	(25)			2.68	
					Int3:	2:06.26	(25)			2.68	
					Fin:	2:21.26	(26)			3.06	
				27	6	KRANJEC Zan Rossignol	SLO	Run 1:	Int1:	16.91	(24)
Int2:	40.65	(41)	I2-I3:						16.47	(30)	1.39
Int3:	57.12	(35)	I3-Fin:						14.57	(23)	1.98
Fin:	1:11.69	(30)								2.29	
Run 2:	Int1:	16.94	(26)					I1-I2:	22.96	(27)	0.38
	Int2:	39.90	(28)					I2-I3:	14.75	(1)	0.93
	Int3:	54.65	(19)					I3-Fin:	15.98	(28)	0.77
	Fin:	1:10.63	(27)							2.20	
Total:	Int1:	1:28.63	(28)							2.60	
	Int2:	1:51.59	(28)							3.16	
	Int3:	2:06.34	(27)							2.76	
	Fin:	2:22.32	(27)							4.12	



Hafjell (NOR)



8th Men's Giant Slalom

SAT 15 MAR 2025

PERFORMANCE ANALYSIS BY RANK

Start Time 12:30

Number of Competitors: 28 Number of NSAs: 11

Rank	Bib	Name Ski	NSA Code	Pos	Positions		Partials		Difference Time			
					Time	Rank	Pos	Time		Rank		
28	35	WAHLQVIST Jesper Atomic	NOR	Run 1:	Int1:	16.94	(31)	I1-I2:	23.30	(14)	0.52	
					Int2:	40.24	(20)	I2-I3:	16.38	(22)	0.98	
					Int3:	56.62	(20)	I3-Fin:	14.43	(13)	1.48	
					Fin:	1:11.05	(18)				1.65	
					Run 2:	Int1:	17.03	(28)	I1-I2:	22.67	(16)	0.47
						Int2:	39.70	(26)	I2-I3:	17.64	(28)	0.73
						Int3:	57.34	(28)	I3-Fin:	14.79	(21)	3.46
						Fin:	1:12.13	(28)				3.70
					Total:	Int1:	1:28.08	(21)				2.05
						Int2:	1:50.75	(21)				2.32
						Int3:	2:08.39	(28)				4.81
						Fin:	2:23.18	(28)				4.98

Intermediate Time Positions : Int. 1 = Inter1 Int. 2 = Inter2 Int. 3 = Inter3

Legend:	Fin	Int	ix
Pos.	Finish	Intermediate	Intermediate x
	Intermediate or speed position		



Number of Competitors: 61 Number of NSAs: 23

Bib	Name Ski	NSA Code	Run	Positions			Partials		Difference Time	
				Pos	Time	Rank	Pos	Time		Rank
1	MEILLARD Loic Rossignol	SUI	Run 1:	Int1:	16.42	(1)	I1-I2:	22.84	(2)	0.00
				Int2:	39.26	(1)	I2-I3:	15.88	(4)	0.00
				Int3:	55.14	(1)	I3-Fin:	14.26	(7)	0.00
				Fin:	1:09.40	(1)				0.00
			Run 2:	Int1:	16.63	(3)	I1-I2:	22.40	(4)	0.07
				Int2:	39.03	(3)	I2-I3:	15.15	(23)	0.06
				Int3:	54.18	(7)	I3-Fin:	14.62	(8)	0.30
				Fin:	1:08.80	(4)				0.37
			Total:	Int1:	1:26.03	(1)				0.00
				Int2:	1:48.43	(1)				0.00
				Int3:	2:03.58	(1)				0.00
				Fin:	2:18.20	(1)				0.00
2	ODERMATT Marco Stoeckli	SUI	Run 1:	Int1:	16.58	(2)	I1-I2:	23.05	(6)	0.16
				Int2:	39.63	(3)	I2-I3:	15.77	(2)	0.37
				Int3:	55.40	(4)	I3-Fin:	14.30	(9)	0.26
				Fin:	1:09.70	(3)				0.30
			Run 2:	Int1:	16.71	(9)	I1-I2:	22.60	(13)	0.15
				Int2:	39.31	(11)	I2-I3:	14.76	(3)	0.34
				Int3:	54.07	(4)	I3-Fin:	14.57	(5)	0.19
				Fin:	1:08.64	(2)				0.21
			Total:	Int1:	1:26.41	(3)				0.38
				Int2:	1:49.01	(4)				0.58
				Int3:	2:03.77	(2)				0.19
				Fin:	2:18.34	(2)				0.14
3	STEEN OLSEN Alexander Rossignol	NOR	Run 1:	Int1:	16.78	(13)	I1-I2:	23.13	(9)	0.36
				Int2:	39.91	(8)	I2-I3:	16.08	(10)	0.65
				Int3:	55.99	(8)	I3-Fin:	14.04	(1)	0.85
				Fin:	1:10.03	(6)				0.63
			Run 2:	Int1:	16.71	(9)	I1-I2:	22.34	(2)	0.15
				Int2:	39.05	(4)	I2-I3:	15.04	(13)	0.08
				Int3:	54.09	(5)	I3-Fin:	14.77	(19)	0.21
				Fin:	1:08.86	(8)				0.43
			Total:	Int1:	1:26.74	(6)				0.71
				Int2:	1:49.08	(5)				0.65
				Int3:	2:04.12	(5)				0.54
				Fin:	2:18.89	(5)				0.69

Hafjell (NOR)



8th Men's Giant Slalom

SAT 15 MAR 2025

PERFORMANCE ANALYSIS BY BIB

Start Time 12:30

Number of Competitors: 61 Number of NSAs: 23

Bib	Name Ski	NSA Code	Run	Positions			Partials		Difference Time					
				Pos	Time	Rank	Pos	Time		Rank				
4	ZUBCIC Filip Atomic	CRO	Run 1:	Int1:	16.70	(6)	I1-I2:	23.45	(22)	0.28				
				Int2:	40.15	(15)					I2-I3:	16.18	(13)	0.89
				Int3:	56.33	(13)					I3-Fin:	14.25	(5)	1.19
				Fin:	1:10.58	(9)								1.18
			Run 2:	Int1:	16.78	(19)	I1-I2:	22.66	(17)	0.22				
				Int2:	39.44	(17)					I2-I3:	15.14	(22)	0.47
				Int3:	54.58	(19)					I3-Fin:	14.65	(11)	0.70
				Fin:	1:09.23	(16)								0.80
			Total:	Int1:	1:27.36	(9)	1.33							
				Int2:	1:50.02	(9)		1.59						
				Int3:	2:05.16	(11)		1.58						
			Fin:	2:19.81	(8)	1.61								
			5	TUMLER Thomas Stoeckli	SUI	Run 1:	Int1:	16.72	(9)	I1-I2:	22.95	(3)	0.30	
Int2:	39.67	(4)					I2-I3:	15.71	(1)					0.41
Int3:	55.38	(3)					I3-Fin:	14.10	(2)					0.24
Fin:	1:09.48	(2)												0.08
Run 2:	Int1:	16.77				(17)	I1-I2:	22.56	(10)	0.21				
	Int2:	39.33				(13)					I2-I3:	14.99	(11)	0.36
	Int3:	54.32				(12)					I3-Fin:	14.63	(9)	0.44
	Fin:	1:08.95				(9)								0.52
Total:	Int1:	1:26.25				(2)	0.22							
	Int2:	1:48.81				(2)		0.38						
	Int3:	2:03.80				(3)		0.22						
Fin:	2:18.43	(3)				0.23								
6	KRANJEC Zan Rossignol	SLO				Run 1:	Int1:	16.91	(25)	I1-I2:	23.74	(48)	0.49	
			Int2:	40.65	(42)		I2-I3:	16.47	(31)					1.39
			Int3:	57.12	(36)		I3-Fin:	14.57	(23)					1.98
			Fin:	1:11.69	(30)									2.29
			Run 2:	Int1:	16.94	(30)	I1-I2:	22.96	(29)	0.38				
				Int2:	39.90	(30)					I2-I3:	14.75	(2)	0.93
				Int3:	54.65	(21)					I3-Fin:	15.98	(28)	0.77
				Fin:	1:10.63	(27)								2.20
			Total:	Int1:	1:28.63	(32)	2.60							
				Int2:	1:51.59	(30)		3.16						
				Int3:	2:06.34	(29)		2.76						
			Fin:	2:22.32	(27)	4.12								
			7	KRISTOFFERSEN Henrik Van deer	NOR	Run 1:	Int1:	16.72	(9)	I1-I2:	23.45	(22)	0.30	
Int2:	40.17	(17)					I2-I3:	16.35	(20)					0.91
Int3:	56.52	(18)					I3-Fin:	14.36	(11)					1.38
Fin:	1:10.88	(15)												1.48
Run 2:	Int1:	16.79				(21)	I1-I2:	22.79	(23)	0.23				
	Int2:	39.58				(21)					I2-I3:	15.11	(21)	0.61
	Int3:	54.69				(22)					I3-Fin:	14.70	(15)	0.81
	Fin:	1:09.39				(20)								0.96
Total:	Int1:	1:27.67				(14)	1.64							
	Int2:	1:50.46				(19)		2.03						
	Int3:	2:05.57				(20)		1.99						
Fin:	2:20.27	(16)				2.07								



Hafjell (NOR)



8th Men's Giant Slalom

SAT 15 MAR 2025

PERFORMANCE ANALYSIS BY BIB

Start Time 12:30

Number of Competitors: 61 Number of NSAs: 23

Bib	Name Ski	NSA Code	Pos	Positions		Partials		Difference Time			
				Time	Rank	Pos	Time		Rank		
8	HAUGAN Timon Van deer	NOR	Run 1:	Int1:	17.00	(37)	I1-I2:	23.47	(27)	0.58	
				Int2:	40.47	(29)		I2-I3:	16.06	(8)	1.21
				Int3:	56.53	(19)		I3-Fin:	14.25	(5)	1.39
				Fin:	1:10.78	(12)				1.38	
			Run 2:	Int1:	16.93	(29)	I1-I2:	22.76	(22)	0.37	
				Int2:	39.69	(27)		I2-I3:	15.05	(15)	0.72
				Int3:	54.74	(27)		I3-Fin:	14.78	(20)	0.86
				Fin:	1:09.52	(22)				1.09	
			Total:	Int1:	1:27.71	(16)			1.68		
				Int2:	1:50.47	(20)			2.04		
				Int3:	2:05.52	(18)			1.94		
				Fin:	2:20.30	(18)			2.10		
9	PINHEIRO BRAATHEN Lucas Atomic	BRA	Run 1:	Int1:	16.66	(4)	I1-I2:	23.04	(5)	0.24	
				Int2:	39.70	(5)		I2-I3:	15.97	(7)	0.44
				Int3:	55.67	(5)		I3-Fin:	14.26	(7)	0.53
				Fin:	1:09.93	(5)				0.53	
			Run 2:	Int1:	16.56	(1)	I1-I2:	22.49	(7)	0.00	
				Int2:	39.05	(4)		I2-I3:	15.07	(17)	0.08
				Int3:	54.12	(6)		I3-Fin:	14.71	(17)	0.24
				Fin:	1:08.83	(6)				0.40	
			Total:	Int1:	1:26.49	(4)			0.46		
				Int2:	1:48.98	(3)			0.55		
				Int3:	2:04.05	(4)			0.47		
				Fin:	2:18.76	(4)			0.56		
10	McGRATH Atle Lie Head	NOR	Run 1:	Int1:	16.82	(17)	I1-I2:	23.34	(18)	0.40	
				Int2:	40.16	(16)		I2-I3:	16.34	(19)	0.90
				Int3:	56.50	(17)		I3-Fin:	14.15	(3)	1.36
				Fin:	1:10.65	(10)				1.25	
			Run 2:	Int1:	16.75	(16)	I1-I2:	22.80	(24)	0.19	
				Int2:	39.55	(20)		I2-I3:	15.55	(30)	0.58
				Int3:	55.10	(29)		I3-Fin:	14.86	(22)	1.22
				Fin:	1:09.96	(26)				1.53	
			Total:	Int1:	1:27.40	(10)			1.37		
				Int2:	1:50.20	(13)			1.77		
				Int3:	2:05.75	(23)			2.17		
				Fin:	2:20.61	(23)			2.41		
11	SCHWARZ Marco Atomic	AUT	Run 1:	Int1:	16.76	(12)	I1-I2:	23.36	(20)	0.34	
				Int2:	40.12	(14)		I2-I3:	16.12	(11)	0.86
				Int3:	56.24	(9)		I3-Fin:	14.60	(26)	1.10
				Fin:	1:10.84	(14)				1.44	
			Run 2:	Int1:	16.74	(15)	I1-I2:	22.86	(28)	0.18	
				Int2:	39.60	(24)		I2-I3:	15.09	(20)	0.63
				Int3:	54.69	(22)		I3-Fin:	14.60	(7)	0.81
				Fin:	1:09.29	(17)				0.86	
			Total:	Int1:	1:27.58	(12)			1.55		
				Int2:	1:50.44	(18)			2.01		
				Int3:	2:05.53	(19)			1.95		
				Fin:	2:20.13	(14)			1.93		



Hafjell (NOR)



8th Men's Giant Slalom

SAT 15 MAR 2025

PERFORMANCE ANALYSIS BY BIB

Start Time 12:30

Number of Competitors: 61 Number of NSAs: 23

Bib	Name Ski	NSA Code	Run	Positions			Partials		Difference Time					
				Pos	Time	Rank	Pos	Time		Rank				
12	HAASER Raphael Fischer	AUT	Run 1:	Int1:	16.60	(3)	I1-I2:	23.41	(21)	0.18				
				Int2:	40.01	(11)					I2-I3:	16.30	(18)	0.75
				Int3:	56.31	(12)					I3-Fin:	14.20	(4)	1.17
				Fin:	1:10.51	(8)								1.11
			Run 2:	Int1:	16.68	(7)	I1-I2:	22.51	(9)	0.12				
				Int2:	39.19	(7)					I2-I3:	14.79	(5)	0.22
				Int3:	53.98	(3)					I3-Fin:			0.10
				Fin:	DNF									
			Total:	Int1:	1:27.19	(8)	1.16							
				Int2:	1:49.70	(7)		1.27						
				Int3:	2:04.49	(6)		0.91						
				Fin:	DNF									
			13	de ALIPRANDINI Luca Salomon	ITA	Run 1:	Int1:	16.80	(15)	I1-I2:	23.22	(13)	0.38	
Int2:	40.02	(12)					I2-I3:	16.28	(15)					0.76
Int3:	56.30	(11)					I3-Fin:	14.53	(20)					1.16
Fin:	1:10.83	(13)												1.43
Run 2:	Int1:	16.84				(26)	I1-I2:	22.58	(12)	0.28				
	Int2:	39.42				(16)					I2-I3:	15.06	(16)	0.45
	Int3:	54.48				(16)					I3-Fin:	15.00	(26)	0.60
	Fin:	1:09.48				(21)								1.05
Total:	Int1:	1:27.67				(14)	1.64							
	Int2:	1:50.25				(14)		1.82						
	Int3:	2:05.31				(12)		1.73						
	Fin:	2:20.31				(19)		2.11						
14	FAVROT Thibaut Dynastar	FRA				Run 1:	Int1:	16.89	(22)	I1-I2:	23.17	(11)	0.47	
			Int2:	40.06	(13)		I2-I3:	16.28	(15)					0.80
			Int3:	56.34	(14)		I3-Fin:	14.43	(13)					1.20
			Fin:	1:10.77	(11)									1.37
			Run 2:	Int1:	16.80	(22)	I1-I2:	23.04	(30)	0.24				
				Int2:	39.84	(29)					I2-I3:	14.87	(7)	0.87
				Int3:	54.71	(25)					I3-Fin:	14.88	(23)	0.83
				Fin:	1:09.59	(24)								1.16
			Total:	Int1:	1:27.57	(11)	1.54							
				Int2:	1:50.61	(22)		2.18						
				Int3:	2:05.48	(17)		1.90						
				Fin:	2:20.36	(20)		2.16						
			15	BRENNSTEINER Stefan Fischer	AUT	Run 1:	Int1:	16.71	(7)	I1-I2:	22.80	(1)	0.29	
Int2:	39.51	(2)					I2-I3:	15.84	(3)					0.25
Int3:	55.35	(2)					I3-Fin:	14.56	(22)					0.21
Fin:	1:09.91	(4)												0.51
Run 2:	Int1:	16.71				(9)	I1-I2:	22.80	(24)	0.15				
	Int2:	39.51				(19)					I2-I3:	15.07	(17)	0.54
	Int3:	54.58				(19)					I3-Fin:	14.53	(4)	0.70
	Fin:	1:09.11				(14)								0.68
Total:	Int1:	1:26.62				(5)	0.59							
	Int2:	1:49.42				(6)		0.99						
	Int3:	2:04.49				(6)		0.91						
	Fin:	2:19.02				(6)		0.82						



Hafjell (NOR)



8th Men's Giant Slalom

SAT 15 MAR 2025

PERFORMANCE ANALYSIS BY BIB

Start Time 12:30

Number of Competitors: 61 Number of NSAs: 23

Bib	Name Ski	NSA Code	Pos	Positions			Partials		Difference Time	
				Time	Rank	Pos	Time	Rank		
16	FELLER Manuel Atomic	AUT	Run 1:	Int1:	17.10	(47)	I1-I2:	23.50	(28)	0.68
				Int2:	40.60	(34)	I2-I3:	16.39	(24)	1.34
				Int3:	56.99	(31)	I3-Fin:	14.54	(21)	1.85
				Fin:	1:11.53	(27)				2.13
			Run 2:	Int1:	16.95	(31)	I1-I2:	22.63	(14)	0.39
				Int2:	39.58	(21)	I2-I3:	15.15	(23)	0.61
				Int3:	54.73	(26)	I3-Fin:	15.00	(26)	0.85
				Fin:	1:09.73	(25)				1.30
			Total:	Int1:	1:28.48	(29)				2.45
				Int2:	1:51.11	(27)				2.68
				Int3:	2:06.26	(27)				2.68
				Fin:	2:21.26	(26)				3.06
17	RADAMUS River Rossignol	USA	Run 1:	Int1:	16.79	(14)	I1-I2:	22.96	(4)	0.37
				Int2:	39.75	(6)	I2-I3:	15.96	(6)	0.49
				Int3:	55.71	(6)	I3-Fin:	14.45	(15)	0.57
				Fin:	1:10.16	(7)				0.76
			Run 2:	Int1:	16.92	(27)	I1-I2:	22.72	(21)	0.36
				Int2:	39.64	(26)	I2-I3:	15.16	(25)	0.67
				Int3:	54.80	(28)	I3-Fin:	14.74	(18)	0.92
				Fin:	1:09.54	(23)				1.11
			Total:	Int1:	1:27.08	(7)				1.05
				Int2:	1:49.80	(8)				1.37
				Int3:	2:04.96	(10)				1.38
				Fin:	2:19.70	(7)				1.50
18	VERDU Joan Head	AND	Run 1:	Int1:	16.80	(15)	I1-I2:	23.17	(11)	0.38
				Int2:	39.97	(9)	I2-I3:	15.92	(5)	0.71
				Int3:	55.89	(7)	I3-Fin:			0.75
				Fin:	DNF					
			Total:		DNF					



Hafjell (NOR)



8th Men's Giant Slalom

SAT 15 MAR 2025

PERFORMANCE ANALYSIS BY BIB

Start Time 12:30

Number of Competitors: 61 Number of NSAs: 23

Bib	Name Ski	NSA Code	Positions				Partials		Difference Time					
			Pos	Time	Rank	Pos	Time	Rank						
20	ANGUENOT Leo Rossignol	FRA	Run 1:	Int1:	16.74	(11)	I1-I2:	23.10	(8)	0.32				
				Int2:	39.84	(7)					I2-I3:	16.42	(27)	0.58
				Int3:	56.26	(10)					I3-Fin:	14.66	(31)	1.12
				Fin:	1:10.92	(16)								1.52
			Run 2:	Int1:	16.72	(13)	I1-I2:	22.44	(6)	0.16				
				Int2:	39.16	(6)					I2-I3:	15.25	(28)	0.19
				Int3:	54.41	(15)					I3-Fin:	14.90	(24)	0.53
				Fin:	1:09.31	(19)								0.88
			Total:	Int1:	1:27.64	(13)	1.61							
				Int2:	1:50.08	(11)		1.65						
				Int3:	2:05.33	(13)		1.75						
				Fin:	2:20.23	(15)		2.03						
21	VINATZER Alex Atomic	ITA	Run 1:	Int1:	16.87	(19)	I1-I2:	23.65	(39)	0.45				
				Int2:	40.52	(31)					I2-I3:	16.50	(33)	1.26
				Int3:	57.02	(34)					I3-Fin:	14.67	(34)	1.88
				Fin:	1:11.69	(30)								2.29
			Run 2:	Int1:	16.77	(17)	I1-I2:	25.51	(31)	0.21				
				Int2:	42.28	(31)					I2-I3:	15.04	(13)	3.31
				Int3:	57.32	(30)					I3-Fin:			3.44
				Fin:	DNF									
			Total:	Int1:	1:28.46	(28)	2.43							
				Int2:	1:53.97	(31)		5.54						
				Int3:	2:09.01	(31)		5.43						
				Fin:	DNF									
22	AERNI Luca Fischer	SUI	Run 1:	Int1:	16.86	(18)	I1-I2:	23.73	(47)	0.44				
				Int2:	40.59	(33)					I2-I3:	16.06	(8)	1.33
				Int3:	56.65	(23)					I3-Fin:	14.35	(10)	1.51
				Fin:	1:11.00	(17)								1.60
			Run 2:	Int1:	16.73	(14)	I1-I2:	22.57	(11)	0.17				
				Int2:	39.30	(10)					I2-I3:	14.63	(1)	0.33
				Int3:	53.93	(2)					I3-Fin:			0.05
				Fin:	DNF									
			Total:	Int1:	1:27.73	(18)	1.70							
				Int2:	1:50.30	(15)		1.87						
				Int3:	2:04.93	(8)		1.35						
				Fin:	DNF									
23	MAES Sam Voelkl	BEL	Run 1:	Int1:	16.90	(23)	I1-I2:	23.33	(17)	0.48				
				Int2:	40.23	(20)					I2-I3:	16.25	(14)	0.97
				Int3:	56.48	(16)					I3-Fin:	14.58	(24)	1.34
				Fin:	1:11.06	(20)								1.66
			Run 2:	Int1:	16.68	(7)	I1-I2:	22.29	(1)	0.12				
				Int2:	38.97	(1)					I2-I3:	14.91	(9)	0.00
				Int3:	53.88	(1)					I3-Fin:	14.94	(25)	0.00
				Fin:	1:08.82	(5)								0.39
			Total:	Int1:	1:27.74	(19)	1.71							
				Int2:	1:50.03	(10)		1.60						
				Int3:	2:04.94	(9)		1.36						
				Fin:	2:19.88	(9)		1.68						



Hafjell (NOR)



8th Men's Giant Slalom

SAT 15 MAR 2025

PERFORMANCE ANALYSIS BY BIB

Start Time 12:30

Number of Competitors: 61 Number of NSAs: 23

Bib	Name Ski	NSA Code	Positions			Partials		Difference Time			
			Pos	Time	Rank	Pos	Time		Rank		
24	GRAMMEL Anton Head	GER	Run 1:	Int1:	16.98	(34)	I1-I2:	23.65	(39)	0.56	
				Int2:	40.63	(37)		I2-I3:	16.35	(20)	1.37
				Int3:	56.98	(30)		I3-Fin:	14.48	(16)	1.84
				Fin:	1:11.46	(25)					2.06
			Run 2:	Int1:	16.71	(9)	I1-I2:	22.63	(14)	0.15	
				Int2:	39.34	(15)		I2-I3:	14.88	(8)	0.37
				Int3:	54.22	(9)		I3-Fin:	14.21	(1)	0.34
				Fin:	1:08.43	(1)					0.00
			Total:	Int1:	1:28.17	(26)				2.14	
				Int2:	1:50.80	(24)				2.37	
				Int3:	2:05.68	(22)				2.10	
		Fin:	2:19.89	(10)				1.69			
25	DELLA VITE Filippo Rossignol	ITA	Run 1:	Int1:	17.13	(51)	I1-I2:	23.15	(10)	0.71	
				Int2:	40.28	(22)		I2-I3:	16.54	(35)	1.02
				Int3:	56.82	(26)		I3-Fin:	14.51	(18)	1.68
				Fin:	1:11.33	(24)					1.93
			Run 2:	Int1:	16.80	(22)	I1-I2:			0.24	
				Int2:				I2-I3:			
				Int3:				I3-Fin:			
				Fin:	DNF						
			Total:	Int1:	1:28.13	(24)				2.10	
				Int2:							
				Int3:							
		Fin:	DNF								
26	WINDINGSTAD Rasmus Atomic	NOR	Run 1:	Int1:	16.67	(5)	I1-I2:	23.62	(36)	0.25	
				Int2:	40.29	(23)		I2-I3:	16.39	(24)	1.03
				Int3:	56.68	(24)		I3-Fin:	14.80	(41)	1.54
				Fin:	1:11.48	(26)					2.08
			Run 2:	Int1:	16.66	(5)	I1-I2:	22.84	(27)	0.10	
				Int2:	39.50	(18)		I2-I3:	14.83	(6)	0.53
				Int3:	54.33	(13)		I3-Fin:	14.69	(14)	0.45
				Fin:	1:09.02	(13)					0.59
			Total:	Int1:	1:28.14	(25)				2.11	
				Int2:	1:50.98	(26)				2.55	
				Int3:	2:05.81	(24)				2.23	
		Fin:	2:20.50	(21)				2.30			
27	BORSOTTI Giovanni Rossignol	ITA	Run 1:	Int1:	17.30	(59)	I1-I2:	23.62	(36)	0.88	
				Int2:	40.92	(49)		I2-I3:	16.65	(45)	1.66
				Int3:	57.57	(47)		I3-Fin:	14.73	(38)	2.43
				Fin:	1:12.30	(42)					2.90
			Total:		DNQ						
			28	LAINE Tormis Voelkl	EST	Run 1:	Int1:	17.05	(44)	I1-I2:	23.60
Int2:	40.65	(42)					I2-I3:	16.71	(48)		1.39
Int3:	57.36	(41)					I3-Fin:	14.83	(46)		2.22
Fin:	1:12.19	(41)									2.79
Total:		DNQ									
29	FEURSTEIN Lukas Head	AUT				Run 1:	Int1:	16.71	(7)	I1-I2:	23.69
			Int2:	40.40	(27)		I2-I3:	16.59	(39)		1.14
			Int3:	56.99	(31)		I3-Fin:	14.88	(49)		1.85
			Fin:	1:11.87	(36)						2.47
			Total:		DNQ						



Hafjell (NOR)



8th Men's Giant Slalom

SAT 15 MAR 2025

PERFORMANCE ANALYSIS BY BIB

Start Time 12:30

Number of Competitors: 61 Number of NSAs: 23

Bib	Name Ski	NSA Code	Run	Positions			Partials		Difference Time					
				Pos	Time	Rank	Pos	Time		Rank				
30	GRATZ Fabian Fischer	GER	Run 1:	Int1:	16.90	(23)	I1-I2:	23.45	(22)	0.48				
				Int2:	40.35	(26)					I2-I3:	16.56	(37)	1.09
				Int3:	56.91	(28)					I3-Fin:	14.72	(37)	1.77
				Fin:	1:11.63	(29)								2.23
			Run 2:	Int1:	16.92	(27)	I1-I2:	22.71	(20)	0.36				
				Int2:	39.63	(25)					I2-I3:	15.07	(17)	0.66
				Int3:	54.70	(24)					I3-Fin:	14.59	(6)	0.82
				Fin:	1:09.29	(17)								0.86
			Total:	Int1:	1:28.55	(31)	2.52							
				Int2:	1:51.26	(29)		2.83						
				Int3:	2:06.33	(28)		2.75						
				Fin:	2:20.92	(25)		2.72						
31	ELEZI CANNAFERINA Alban Rossignol	FRA	Run 1:	Int1:	16.88	(20)	I1-I2:	23.46	(26)	0.46				
				Int2:	40.34	(25)					I2-I3:	16.28	(15)	1.08
				Int3:	56.62	(21)					I3-Fin:	14.58	(24)	1.48
				Fin:	1:11.20	(23)								1.80
			Run 2:	Int1:	16.64	(4)	I1-I2:	22.67	(18)	0.08				
				Int2:	39.31	(11)					I2-I3:	14.91	(9)	0.34
				Int3:	54.22	(9)					I3-Fin:	14.51	(2)	0.34
				Fin:	1:08.73	(3)								0.30
			Total:	Int1:	1:27.84	(21)	1.81							
				Int2:	1:50.51	(21)		2.08						
				Int3:	2:05.42	(16)		1.84						
				Fin:	2:19.93	(11)		1.73						
32	BORGNAES Christian Salomon	DEN	Run 1:	Int1:	17.01	(39)	I1-I2:	23.45	(22)	0.59				
				Int2:	40.46	(28)					I2-I3:	16.77	(49)	1.20
				Int3:	57.23	(40)					I3-Fin:	14.87	(48)	2.09
				Fin:	1:12.10	(38)								2.70
			Total:		DNQ									
33	SOLBERG Eirik Hystad Fischer	NOR	Run 1:	Int1:	16.98	(34)	I1-I2:	23.32	(16)	0.56				
				Int2:	40.30	(24)					I2-I3:	16.60	(40)	1.04
				Int3:	56.90	(27)					I3-Fin:	14.80	(41)	1.76
				Fin:	1:11.70	(33)								2.30
			Total:		DNQ									
34	BAKKEVIG Rasmus Atomic	NOR	Run 1:	Int1:	16.88	(20)	I1-I2:	23.34	(18)	0.46				
				Int2:	40.22	(19)					I2-I3:	16.37	(22)	0.96
				Int3:	56.59	(20)					I3-Fin:	14.49	(17)	1.45
				Fin:	1:11.08	(21)								1.68
			Run 2:	Int1:	16.83	(24)	I1-I2:	22.50	(8)	0.27				
				Int2:	39.33	(13)					I2-I3:	15.23	(27)	0.36
				Int3:	54.56	(18)					I3-Fin:	14.65	(11)	0.68
				Fin:	1:09.21	(15)								0.78
			Total:	Int1:	1:27.91	(22)	1.88							
				Int2:	1:50.41	(17)		1.98						
				Int3:	2:05.64	(21)		2.06						
				Fin:	2:20.29	(17)		2.09						



Hafjell (NOR)



8th Men's Giant Slalom

SAT 15 MAR 2025

PERFORMANCE ANALYSIS BY BIB

Start Time 12:30

Number of Competitors: 61 Number of NSAs: 23

Bib	Name Ski	NSA Code	Pos	Positions			Partials		Difference Time		
				Time	Rank	Pos	Time	Rank			
35	WAHLQVIST Jesper Atomic	NOR	Run 1:	Int1:	16.94	(32)	I1-I2:	23.30	(15)	0.52	
				Int2:	40.24	(21)					I2-I3:
				Int3:	56.62	(21)	I3-Fin:	14.43	(13)	1.48	
				Fin:	1:11.05	(18)					1.65
				Run 2:	Int1:	17.03	(32)	I1-I2:	22.67	(18)	0.47
			Int2:		39.70	(28)	I2-I3:				
					Int3:	57.34	(31)	I3-Fin:	14.79	(21)	3.46
					Fin:	1:12.13	(28)				
				Total:	Int1:	1:28.08	(23)			2.05	
					Int2:	1:50.75	(23)			2.32	
	Int3:	2:08.39	(30)				4.81				
		Fin:	2:23.18	(28)			4.98				
36	STOCKINGER Jonas Voelkl	GER	Run 1:	Int1:	17.10	(47)	I1-I2:	23.81	(50)	0.68	
				Int2:	40.91	(48)					I2-I3:
				Int3:	57.68	(50)	I3-Fin:	14.69	(35)	2.54	
				Fin:	1:12.37	(44)					2.97
				Total:	DNQ						
37	HANSSON William Rossignol	SWE	Run 1:	Int1:	16.91	(25)	I1-I2:	24.42	(60)	0.49	
				Int2:	41.33	(58)					I2-I3:
				Int3:	57.95	(56)	I3-Fin:	14.52	(19)	2.81	
				Fin:	1:12.47	(47)					3.07
				Total:	DNQ						
38	GILE Bridger Head	USA	Run 1:	Int1:	17.10	(47)	I1-I2:	23.53	(29)	0.68	
				Int2:	40.63	(37)					I2-I3:
				Int3:	57.13	(37)	I3-Fin:	14.60	(26)	1.99	
				Fin:	1:11.73	(34)					2.33
				Total:	DNQ						
39	GRAVIER Tiziano Head	ARG	Run 1:	Int1:	17.13	(51)	I1-I2:	24.25	(58)	0.71	
				Int2:	41.38	(60)					I2-I3:
				Int3:	57.95	(56)	I3-Fin:	15.04	(55)	2.81	
				Fin:	1:12.99	(56)					3.59
				Total:	DNQ						
40	READ Erik Atomic	CAN	Run 1:	Int1:	17.14	(53)	I1-I2:	23.91	(53)	0.72	
				Int2:	41.05	(51)					I2-I3:
				Int3:	57.85	(53)	I3-Fin:	15.17	(57)	2.71	
				Fin:	1:13.02	(57)					3.62
				Total:	DNQ						
41	LUITZ Stefan Voelkl	GER	Run 1:	Int1:	16.92	(28)	I1-I2:	23.27	(14)	0.50	
				Int2:	40.19	(18)					I2-I3:
				Int3:	57.00	(33)	I3-Fin:	14.74	(39)	1.86	
				Fin:	1:11.74	(35)					2.34
				Total:	DNQ						
42	AUBERT SERRACANTA Aleix Van deer	ESP	Run 1:	Int1:	17.00	(37)	I1-I2:			0.58	
				Int2:				I2-I3:			
				Int3:			I3-Fin:				
				Fin:		DNF					
				Total:	DNF						



Hafjell (NOR)



8th Men's Giant Slalom

SAT 15 MAR 2025

PERFORMANCE ANALYSIS BY BIB

Start Time 12:30

Number of Competitors: 61 Number of NSAs: 23

Bib	Name Ski	NSA Code	Run	Positions			Partials		Difference Time	
				Pos	Time	Rank	Pos	Time		Rank
43	DRUKAROV Andrej Voelkl	LTU	Run 1:	Int1:	17.01	(39)	I1-I2:	24.18	(56)	0.59
				Int2:	41.19	(54)	I2-I3:	16.60	(40)	1.93
				Int3:	57.79	(52)	I3-Fin:	14.79	(40)	2.65
				Fin:	1:12.58	(50)				3.18
				Total:	DNQ					
44	KENNEY Patrick Voelkl	USA	Run 1:	Int1:	16.93	(29)	I1-I2:	23.69	(44)	0.51
				Int2:	40.62	(36)	I2-I3:	16.85	(56)	1.36
				Int3:	57.47	(43)	I3-Fin:	14.66	(31)	2.33
				Fin:	1:12.13	(39)				2.73
				Total:	DNQ					
45	ZWISCHENBRUGGER Noel Atomic	AUT	Run 1:	Int1:	16.91	(25)	I1-I2:	23.59	(30)	0.49
				Int2:	40.50	(30)	I2-I3:	16.46	(29)	1.24
				Int3:	56.96	(29)	I3-Fin:	14.63	(29)	1.82
				Fin:	1:11.59	(28)				2.19
				Total:	DNQ					
			Run 2:	Int1:	16.78	(19)	I1-I2:	22.80	(24)	0.22
				Int2:	39.58	(21)	I2-I3:	14.78	(4)	0.61
				Int3:	54.36	(14)	I3-Fin:	14.65	(11)	0.48
				Fin:	1:09.01	(10)				0.58
				Total:	Int1:	1:28.37	(27)			
	Int2:	1:51.17	(28)				2.74			
	Int3:	2:05.95	(25)				2.37			
	Fin:	2:20.60	(22)				2.40			
46	JANUTIN Fadri Fischer	SUI	Run 1:	Int1:	17.17	(54)	I1-I2:	23.90	(52)	0.75
				Int2:	41.07	(53)	I2-I3:	16.92	(60)	1.81
				Int3:	57.99	(59)	I3-Fin:	14.70	(36)	2.85
				Fin:	1:12.69	(52)				3.29
				Total:	DNQ					
47	VITALE Flavio Head	FRA	Run 1:	Int1:	16.93	(29)	I1-I2:	23.05	(6)	0.51
				Int2:	39.98	(10)	I2-I3:	16.46	(29)	0.72
				Int3:	56.44	(15)	I3-Fin:	14.61	(28)	1.30
				Fin:	1:11.05	(18)				1.65
				Total:	DNQ					
			Run 2:	Int1:	16.66	(5)	I1-I2:	22.63	(14)	0.10
				Int2:	39.29	(9)	I2-I3:	15.02	(12)	0.32
				Int3:	54.31	(11)	I3-Fin:	14.70	(15)	0.43
				Fin:	1:09.01	(10)				0.58
				Total:	Int1:	1:27.71	(16)			
	Int2:	1:50.34	(16)				1.91			
	Int3:	2:05.36	(14)				1.78			
	Fin:	2:20.06	(13)				1.86			
48	FRANZONI Giovanni Rossignol	ITA	Run 1:	Int1:	16.93	(29)	I1-I2:	23.71	(46)	0.51
				Int2:	40.64	(41)	I2-I3:	16.55	(36)	1.38
				Int3:	57.19	(38)	I3-Fin:	14.81	(43)	2.05
				Fin:	1:12.00	(37)				2.60
				Total:	DNQ					



Hafjell (NOR)



8th Men's Giant Slalom

SAT 15 MAR 2025

PERFORMANCE ANALYSIS BY BIB

Start Time 12:30

Number of Competitors: 61 Number of NSAs: 23

Bib	Name Ski	NSA Code	Run	Positions			Partials		Difference Time					
				Pos	Time	Rank	Pos	Time		Rank				
49	PARAND Loevan Head	FRA	Run 1:	Int1:	17.02	(42)	I1-I2:	23.59	(30)	0.60				
				Int2:	40.61	(35)					I2-I3:	16.43	(28)	1.35
				Int3:	57.04	(35)					I3-Fin:	14.65	(30)	1.90
				Fin:	1:11.69	(30)								2.29
			Run 2:	Int1:	16.83	(24)	I1-I2:	22.40	(4)	0.27				
				Int2:	39.23	(8)					I2-I3:	15.26	(29)	0.26
				Int3:	54.49	(17)					I3-Fin:	14.52	(3)	0.61
				Fin:	1:09.01	(10)								0.58
			Total:	Int1:	1:28.52	(30)	2.49							
				Int2:	1:50.92	(25)		2.49						
				Int3:	2:06.18	(26)		2.60						
				Fin:	2:20.70	(24)		2.50						
50	SIMONET Livio Rossignol	SUI	Run 1:	Int1:	16.99	(36)	I1-I2:	23.74	(48)	0.57				
				Int2:	40.73	(44)					I2-I3:	16.79	(51)	1.47
				Int3:	57.52	(45)					I3-Fin:	14.91	(50)	2.38
				Fin:	1:12.43	(45)								3.03
			Total:	DNQ										
51	FAVRE Guerlain Salomon	FRA	Run 1:	Int1:	17.23	(56)	I1-I2:	23.81	(50)	0.81				
				Int2:	41.04	(50)					I2-I3:	16.49	(32)	1.78
				Int3:	57.53	(46)					I3-Fin:	15.00	(54)	2.39
				Fin:	1:12.53	(49)								3.13
			Total:	DNQ										
52	MUHLEN-SCHULTE Louis Nordica	AUS	Run 1:	Int1:	17.07	(45)	I1-I2:	24.18	(56)	0.65				
				Int2:	41.25	(55)					I2-I3:	16.40	(26)	1.99
				Int3:	57.65	(49)					I3-Fin:	14.82	(45)	2.51
				Fin:	1:12.47	(47)								3.07
			Total:	DNQ										
53	ZURBRUEGG Sandro Stoeckli	SUI	Run 1:	Int1:	17.23	(56)	I1-I2:	23.67	(43)	0.81				
				Int2:	40.90	(47)					I2-I3:	16.60	(40)	1.64
				Int3:	57.50	(44)					I3-Fin:	15.29	(58)	2.36
				Fin:	1:12.79	(55)								3.39
			Total:	DNQ										
54	STURM Joshua Atomic	AUT	Run 1:	Int1:	17.03	(43)	I1-I2:	23.60	(32)	0.61				
				Int2:	40.63	(37)					I2-I3:	16.80	(52)	1.37
				Int3:	57.43	(42)					I3-Fin:	14.93	(52)	2.29
				Fin:	1:12.36	(43)								2.96
			Total:	DNQ										
55	WAKATSUKI Hayata Salomon	JPN	Run 1:	Int1:	17.27	(58)	I1-I2:	23.98	(55)	0.85				
				Int2:	41.25	(55)					I2-I3:	16.70	(47)	1.99
				Int3:	57.95	(56)					I3-Fin:	15.11	(56)	2.81
				Fin:	1:13.06	(58)								3.66
			Total:	DNQ										
56	KASTLUNGER Tobias Head	ITA	Run 1:	Int1:	17.11	(50)	I1-I2:	23.65	(39)	0.69				
				Int2:	40.76	(45)					I2-I3:	16.85	(56)	1.50
				Int3:	57.61	(48)					I3-Fin:	14.83	(46)	2.47
				Fin:	1:12.44	(46)								3.04
			Total:	DNQ										



Hafjell (NOR)



8th Men's Giant Slalom

SAT 15 MAR 2025

PERFORMANCE ANALYSIS BY BIB

Start Time 12:30

Number of Competitors: 61 Number of NSAs: 23

Bib	Name Ski	NSA Code	Run 1:	Positions			Partials		Difference Time	
				Int1:	Time	Rank	Pos	Time		Rank
57	HALLBERG Eduard Fischer	FIN	Run 1:	Int1:	16.97	(33)	I1-I2:	23.60	(32)	0.55
				Int2:	40.57	(32)	I2-I3:	16.65	(45)	1.31
				Int3:	57.22	(39)	I3-Fin:	14.91	(50)	2.08
				Fin:	1:12.13	(39)				2.73
				Total:	DNQ					
58	ZAMPA Adam Salomon	SVK	Run 1:	Int1:	17.07	(45)	I1-I2:	24.25	(58)	0.65
				Int2:	41.32	(57)	I2-I3:	16.80	(52)	2.06
				Int3:	58.12	(60)	I3-Fin:	15.42	(59)	2.98
				Fin:	1:13.54	(59)				4.14
				Total:	DNQ					
59	ZAMPA Andreas Salomon	SVK	Run 1:	Int1:	17.22	(55)	I1-I2:	23.61	(35)	0.80
				Int2:	40.83	(46)	I2-I3:	16.90	(59)	1.57
				Int3:	57.73	(51)	I3-Fin:	14.96	(53)	2.59
				Fin:	1:12.69	(52)				3.29
				Total:	DNQ					
60	FAIVRE Mathieu Head	FRA	Run 1:	Int1:	17.40	(60)	I1-I2:	23.65	(39)	0.98
				Int2:	41.05	(51)	I2-I3:	16.89	(58)	1.79
				Int3:	57.94	(55)	I3-Fin:	14.81	(43)	2.80
				Fin:	1:12.75	(54)				3.35
				Total:	DNQ					
61	BRAEKKEN Theodor Atomic	NOR	Run 1:	Int1:	17.40	(60)	I1-I2:	23.93	(54)	0.98
				Int2:	41.33	(58)	I2-I3:	16.60	(40)	2.07
				Int3:	57.93	(54)	I3-Fin:	14.66	(31)	2.79
				Fin:	1:12.59	(51)				3.19
				Total:	DNQ					

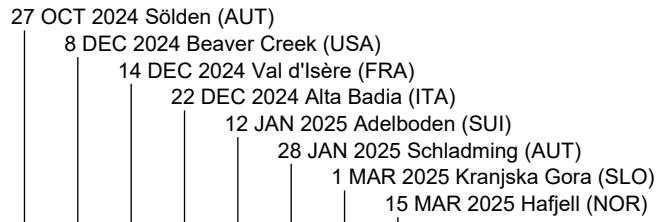
Intermediate Time Positions : Int. 1 = Inter1 Int. 2 = Inter2 Int. 3 = Inter3

Legend:	DNF	Did Not Finish	DNQ	Did not qualify	Fin	Finish	Int	Intermediate
	Ix	Intermediate x	Pos.	Intermediate or speed position				



Hafjell (NOR)


8th Men's Giant Slalom

FIS WORLD CUP STANDINGS


Number of Competitors: 57, Number of NSAs: 17

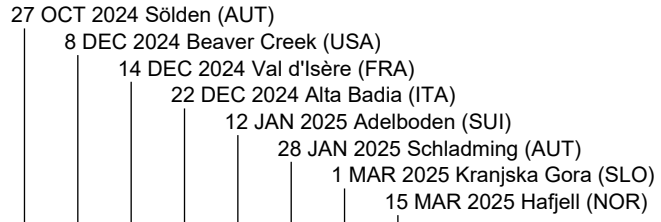
Rank	FIS Code	Name	NSA Code	1	2	3	4	5	6	7	8	WC Points	Diff.
1	512269	ODERMATT Marco	SUI	-	-	100	100	100	60	60	80	500	
2	422304	KRISTOFFERSEN Henrik	NOR	80	45	45	29	-	80	100	15	394	106
3	422766	STEEN OLSEN Alexander	NOR	100	29	-	60	-	100	12	45	346	154
4	512182	MEILLARD Loic	SUI	-	20	29	15	80	50	40	100	334	166
5	422729	PINHEIRO BRAAT.	BRA	50	80	-	9	-	22	80	50	291	209
6	511638	TUMLER Thomas	SUI	18	100	6	-	50	12	32	60	278	222
7	380335	ZUBCIC Filip	CRO	-	40	26	50	45	29	22	32	244	256
8	561244	KRANJEC Zan	SLO	40	60	32	36	18	36	15	4	241	259
9	54027	BRENNSTEINER Stefan	AUT	-	26	60	18	-	45	50	40	239	261
10	990116	de ALIPRANDINI Luca	ITA	26	32	40	20	60	18	-	12	208	292
11	6532084	RADAMUS River	USA	24	36	14	16	26	22	22	36	196	304
12	422732	McGRATH Atle Lie	NOR	60	50	10	40	-	26	-	8	194	306
13	54359	FEURSTEIN Patrick	AUT	32	-	80	12	10	11	14	22	181	319
14	422507	HAUGAN Timon	NOR	22	5	22	45	40	15	18	13	180	320
15	194935	FAVROT Thibaut	FRA	16	24	9	26	20	32	24	11	162	338
16	20398	VERDU Joan	AND	-	16	36	-	32	40	29	-	153	347
17	6190628	ANGUENOT Leo	FRA	7	18	6	80	-	16	-	16	143	357
18	54320	SCHWARZ Marco	AUT	-	-	-	5	29	24	45	18	121	379
18	60261	MAES Sam	BEL	22	13	4	-	13	14	26	29	121	379
20	511983	AERNI Luca	SUI	-	-	50	14	36	9	11	-	120	380
21	6293171	VINATZER Alex	ITA	45	8	-	32	13	-	-	-	98	402
22	54445	HAASER Raphael	AUT	36	11	-	-	-	11	36	-	94	406
23	511852	CAVIEZEL Gino	SUI	29	14	24	22	-	-	-	-	89	411
24	202883	GRAMMEL Anton	GER	-	-	-	24	15	-	16	26	81	419
25	202597	SCHMID Alexander	GER	15	22	16	-	-	-	-	-	53	447
26	194364	PINTURALT Alexis	FRA	-	15	3	8	22	-	-	-	48	452
27	422278	WINDINGSTAD Rasmus	NOR	11	-	15	7	-	4	-	10	47	453
28	6293775	DELLA VITE Filippo	ITA	-	-	-	-	24	8	13	-	45	455
29	390044	LAINÉ Tormis	EST	-	-	18	11	6	5	4	-	44	456
30	202829	GRATZ Fabian	GER	-	12	12	-	7	-	6	6	43	457
31	202909	STOCKINGER Jonas	GER	6	7	11	-	13	-	-	-	37	463
32	990048	BORSOTTI Giovanni	ITA	12	-	20	-	-	3	-	-	35	465
33	54063	FELLER Manuel	AUT	-	-	-	-	16	13	-	5	34	466
34	6191334	ELEZI CANNAFER.	FRA	-	-	8	-	-	-	-	24	32	468
34	54628	FEURSTEIN Lukas	AUT	-	-	-	-	14	8	10	-	32	468
36	531799	FORD Tommy	USA	10	-	13	-	-	-	-	-	23	477
37	502433	HANSSON William	SWE	13	6	-	3	-	-	-	-	22	478
38	6191539	VITALE Flavio	FRA	-	-	-	-	-	-	-	20	20	480
39	202437	LUITZ Stefan	GER	-	9	-	-	-	2	8	-	19	481
40	54631	ZWISCHENBRUGGER Noel	AUT	-	-	-	-	9	-	-	9	18	482
41	6531928	KENNEY Patrick	USA	-	-	-	-	8	-	9	-	17	483
42	512424	JANUTIN Fadri	SUI	-	10	-	6	-	-	-	-	16	484
43	511896	MURISIER Justin	SUI	14	-	-	-	-	-	-	-	14	486
43	422954	BAKKEVIG Rasmus	NOR	-	-	-	-	-	-	-	14	14	486
45	700879	ZAMPA Andreas	SVK	-	-	-	13	-	-	-	-	13	487
46	6190793	PARAND Loevan	FRA	-	-	-	-	-	-	5	7	12	488
47	103729	READ Erik	CAN	-	-	-	11	-	-	-	-	11	489
48	6190876	ORECCHIONI Diego	FRA	-	-	-	4	-	6	-	-	10	490
49	202451	STRASSER Linus	GER	9	-	-	-	-	-	-	-	9	491
50	53831	HIRSCHER Marcel	NED	8	-	-	-	-	-	-	-	8	492
51	6532354	GILE Bridger	USA	-	-	-	-	-	-	7	-	7	493
51	6291725	ZINGERLE Hannes	ITA	-	-	7	-	-	-	-	-	7	493

Hafjell (NOR)



8th Men's Giant Slalom

FIS WORLD CUP STANDINGS



Number of Competitors: 57, Number of NSAs: 17

Rank	FIS Code	Name	NSA Code	1	2	3	4	5	6	7	8	WC Points	Diff.
53	193967	MUFFAT-JEANDET Victor	FRA	5	-	-	-	-	-	-	-	5	495
54	512301	SIMONET Livio	SUI	4	-	-	-	-	-	-	-	4	496
55	194873	SARRAZIN Cyprien	FRA	3	-	-	-	-	-	-	-	3	497
55	422822	WAHLQVIST Jesper	NOR	-	-	-	-	-	-	-	3	3	497
57	501898	ROENNGREN Mattias	SWE	-	-	-	2	-	-	-	-	2	498

Legend:	-	No points	Diff.	Difference	WC	World Cup
----------------	---	-----------	-------	------------	----	-----------

Hafjell (NOR)

8th Men's Giant Slalom


OVERALL FIS WORLD CUP STANDINGS

Number of Competitors: 153, Number of NSAs: 25

Rank	FIS Code	Name	NSA Code	WC Points	Diff.	DH 8 races	SL 10 races	GS 8 races	SG 7 races
1	512269	ODERMATT Marco	SUI	1596		605 (1)	-	500 (1)	491 (1)
2	422304	KRISTOFFERSEN Henrik	NOR	961	635	-	567 (1)	394 (2)	-
3	512182	MEILLARD Loic	SUI	831	765	-	465 (3)	334 (4)	32 (34)
4	512471	von ALLMEN Franjo	SUI	776	820	522 (2)	-	-	254 (6)
5	422507	HAUGAN Timon	NOR	639	957	-	459 (4)	180 (14)	-
6	422729	PINHEIRO BRAAT.	BRA	604	992	-	313 (6)	291 (5)	-
7	422732	McGRATH Atle Lie	NOR	588	1008	-	394 (5)	194 (12)	-
8	512408	MONNEY Alexis	SUI	567	1029	327 (3)	-	-	240 (7)
9	291459	PARIS Dominik	ITA	524	1072	262 (6)	-	-	262 (4)
10	512038	ROGENTIN Stefan	SUI	505	1091	234 (8)	-	-	271 (3)
11	6190403	NOEL Clement	FRA	490	1106	-	490 (2)	-	-
12	53980	KRIECHMAYR Vincent	AUT	459	1137	178 (11)	-	-	281 (2)
13	104531	CRAWFORD James	CAN	452	1144	270 (5)	-	-	182 (9)
14	561310	HROBAT Miha	SLO	440	1156	320 (4)	-	-	120 (16)
15	422766	STEEN OLSEN Alexander	NOR	430	1166	-	84 (26)	346 (3)	-
16	990081	CASSE Mattia	ITA	382	1214	122 (17)	-	-	260 (5)
17	511896	MURISIER Justin	SUI	381	1215	257 (7)	-	14 (43)	110 (18)
18	380335	ZUBCIC Filip	CRO	378	1218	-	134 (18)	244 (7)	-
19	194858	ALLEGRE Nils	FRA	345	1251	193 (10)	-	-	152 (10)
20	104537	ALEXANDER Cameron	CAN	338	1258	194 (9)	-	-	144 (12)
21	54063	FELLER Manuel	AUT	321	1275	-	287 (7)	34 (33)	-
22	511638	TUMLER Thomas	SUI	278	1318	-	-	278 (6)	-
23	6530319	COCHRAN-SIEGLE Ryan	USA	276	1320	176 (12)	-	-	100 (20)
24	6293171	VINATZER Alex	ITA	272	1324	-	174 (17)	98 (21)	-
25	512203	NEF Tanguy	SUI	266	1330	-	266 (8)	-	-
25	422310	SEJERSTED Adri.	NOR	266	1330	144 (14)	-	-	122 (14)
27	422707	MOELLER Fredrik	NOR	262	1334	28 (37)	-	-	234 (8)
28	54444	GSTREIN Fabio	AUT	259	1337	-	259 (9)	-	-
29	202451	STRASSER Linus	GER	250	1346	-	241 (11)	9 (49)	-
29	6532084	RADAMUS River	USA	250	1346	-	4 (52)	196 (11)	50 (26)
31	54445	HAASER Raphael	AUT	245	1351	6 (55)	-	94 (22)	145 (11)
32	6190558	AMIEZ Steven	FRA	242	1354	-	242 (10)	-	-
33	561244	KRANJEC Zan	SLO	241	1355	-	-	241 (8)	-
34	54027	BRENNSTEINER Stefan	AUT	239	1357	-	-	239 (9)	-
35	54609	EICHBERGER Stefan	AUT	230	1366	129 (15)	-	-	101 (19)
36	92720	POPOV Albert	BUL	229	1367	-	229 (12)	-	-
37	380377	KOLEGA Samuel	CRO	214	1382	-	214 (13)	-	-
38	53975	HEMETSBERGER Daniel	AUT	209	1387	122 (17)	-	-	87 (22)
38	511996	YULE Daniel	SUI	209	1387	-	209 (14)	-	-
40	990116	de ALIPRANDINI Luca	ITA	208	1388	-	-	208 (10)	-
41	54320	SCHWARZ Marco	AUT	203	1393	-	82 (27)	121 (18)	-
41	54371	BABINSKY Stefan	AUT	203	1393	121 (19)	-	-	82 (23)
43	6530104	BENNETT Bryce	USA	190	1406	164 (13)	-	-	26 (40)
44	502015	JAKOBSEN Kristoffer	SWE	188	1408	-	188 (15)	-	-
45	511983	AERNI Luca	SUI	184	1412	-	64 (30)	120 (20)	-
46	220689	RYDING Dave	GBR	183	1413	-	183 (16)	-	-
47	54359	FEURSTEIN Patrick	AUT	181	1415	-	-	181 (13)	-
48	54628	FEURSTEIN Lukas	AUT	168	1428	-	-	32 (34)	136 (13)
49	194935	FAVROT Thibaut	FRA	162	1434	-	-	162 (15)	-
50	6293831	FRANZONI Giovanni	ITA	161	1435	40 (32)	-	-	121 (15)
51	20398	VERDU Joan	AND	153	1443	-	-	153 (16)	-
52	6190628	ANGUENOT Leo	FRA	143	1453	-	-	143 (17)	-
52	151238	ZABYSTRAN Jan	CZE	143	1453	46 (30)	-	-	97 (21)
54	60261	MAES Sam	BEL	142	1454	-	21 (42)	121 (18)	-
55	934643	GOLDBERG Jared	USA	141	1455	28 (37)	-	-	113 (17)
55	6291625	SCHIEDER Florian	ITA	141	1455	128 (16)	-	-	13 (50)
57	512281	ROESTI Lars	SUI	131	1465	99 (21)	-	-	32 (34)
58	194873	SARRAZIN Cyprien	FRA	126	1470	43 (31)	-	3 (55)	80 (24)
59	511852	CAVIEZEL Gino	SUI	125	1471	-	-	89 (23)	36 (33)
60	6532592	RITCHIE Benjamin	USA	124	1472	-	124 (19)	-	-
61	6190543	RASSAT Paco	FRA	123	1473	-	123 (20)	-	-
62	60253	MARCHANT Armand	BEL	122	1474	-	122 (21)	-	-
63	193967	MUFFAT-JEANDET Victor	FRA	120	1476	-	115 (22)	5 (53)	-
64	51215	BAUMANN Romed	GER	111	1485	62 (25)	-	-	49 (28)

Hafjell (NOR)

8th Men's Giant Slalom


OVERALL FIS WORLD CUP STANDINGS

Number of Competitors: 153, Number of NSAs: 25

Rank	FIS Code	Name	NSA Code	WC Points	Diff.	DH 8 races	SL 10 races	GS 8 races	SG 7 races
65	54252	RASCHNER Dominik	AUT	110	1486	-	110 (23)	-	-
66	194167	MUZATON Maxence	FRA	105	1491	105 (20)	-	-	-
67	54170	MATT Michael	AUT	100	1496	-	100 (24)	-	-
68	180877	LEHTO Elian	FIN	97	1499	70 (22)	-	-	27 (39)
68	293006	INNERHOFER Christof	ITA	97	1499	38 (34)	-	-	59 (25)
70	54093	STROLZ Johannes	AUT	92	1504	-	92 (25)	-	-
71	194298	GIEZENDANNER Blaise	FRA	89	1507	39 (33)	-	-	50 (26)
71	54005	STRIEDINGER Otmar	AUT	89	1507	64 (24)	-	-	25 (42)
73	104272	SEGER Brodie	CAN	87	1509	66 (23)	-	-	21 (45)
73	192746	THEAUX Adrien	FRA	87	1509	57 (28)	-	-	30 (36)
75	202883	GRAMMEL Anton	GER	81	1515	-	-	81 (24)	-
76	54348	PERTL Adrian	AUT	80	1516	-	80 (28)	-	-
77	194364	PINTURALT Alexis	FRA	74	1522	-	-	48 (26)	26 (40)
78	390044	LAINÉ Tormis	EST	71	1525	-	27 (39)	44 (29)	-
79	512228	KOHLER Marco	SUI	68	1528	59 (26)	-	-	9 (51)
79	511899	ROCHAT Marc	SUI	68	1528	-	68 (29)	-	-
81	501987	MONSEN Felix	SWE	65	1531	20 (45)	-	-	45 (30)
82	6293252	KASTLUNGER Tobias	ITA	61	1535	-	61 (31)	-	-
82	293797	GROSS Stefano	ITA	61	1535	-	61 (31)	-	-
84	221236	TAYLOR Laurie	GBR	59	1537	-	59 (33)	-	-
85	561397	NARALOCNIK Nejc	SLO	58	1538	58 (27)	-	-	-
86	180919	HALLBERG Eduard	FIN	55	1541	-	55 (34)	-	-
87	202597	SCHMID Alexander	GER	53	1543	-	-	53 (25)	-
88	561255	CATER Martin	SLO	52	1544	50 (29)	-	-	2 (57)
89	6190176	BAILET Matthieu	FRA	50	1546	27 (40)	-	-	23 (44)
90	6190687	LORiot Florian	FRA	49	1547	-	-	-	49 (28)
90	6532123	NEGOMIR Kyle	USA	49	1547	6 (55)	-	-	43 (31)
92	422278	WINDINGSTAD Rasmus	NOR	48	1548	-	-	47 (27)	1 (59)
93	203096	VOGT Luis	GER	46	1550	28 (37)	-	-	18 (47)
94	6293775	DELLA VITE Filippo	ITA	45	1551	-	-	45 (28)	-
94	104468	READ Jeffrey	CAN	45	1551	3 (59)	-	-	42 (32)
96	6532163	SEYMOUR Jett	USA	44	1552	-	44 (35)	-	-
97	202829	GRATZ Fabian	GER	43	1553	-	-	43 (30)	-
98	380361	RODES Istok	CRO	42	1554	-	42 (36)	-	-
99	502617	AX SWARTZ Fabian	SWE	41	1555	-	41 (37)	-	-
99	6190179	ALPHAND Nils	FRA	41	1555	35 (35)	-	-	6 (53)
99	6292783	MOLTENI Nicolo	ITA	41	1555	22 (42)	-	-	19 (46)
102	6531520	MORSE Sam	USA	40	1556	34 (36)	-	-	6 (53)
103	54438	PLOIER Andreas	AUT	38	1558	10 (47)	-	-	28 (38)
104	202909	STOCKINGER Jonas	GER	37	1559	-	-	37 (31)	-
105	990048	BORSOTTI Giovanni	ITA	35	1561	-	-	35 (32)	-
106	6191334	ELEZI CANNAFER.	FRA	32	1564	-	-	32 (34)	-
107	511902	ZENHAEUSERN Ramon	SUI	31	1565	-	31 (38)	-	-
108	54157	DANKLMAIER Daniel	AUT	29	1567	-	-	-	29 (37)
109	54528	HACKER Felix	AUT	28	1568	10 (47)	-	-	18 (47)
110	221223	MAJOR Billy	GBR	26	1570	-	26 (40)	-	-
111	6291053	ZAZZI Pietro	ITA	24	1572	-	-	-	24 (43)
111	54538	RIESER Stefan	AUT	24	1572	24 (41)	-	-	-
111	54630	STURM Joshua	AUT	24	1572	-	24 (41)	-	-
114	531799	FORD Tommy	USA	23	1573	-	-	23 (36)	-
115	202762	JOCHER Simon	GER	22	1574	22 (42)	-	-	-
115	512549	HILTBRAND Livio	SUI	22	1574	22 (42)	-	-	-
115	502433	HANSSON William	SWE	22	1574	-	-	22 (37)	-
118	103729	READ Erik	CAN	21	1575	-	10 (48)	11 (47)	-
119	6191539	VITALE Flavio	FRA	20	1576	-	-	20 (38)	-
120	202437	LUITZ Stefan	GER	19	1577	-	-	19 (39)	-
121	6293445	ALLIOD Benjamin	ITA	18	1578	18 (46)	-	-	-
121	54631	ZWISCHENBRUGGER Noel	AUT	18	1578	-	-	18 (40)	-
123	6531928	KENNEY Patrick	USA	17	1579	-	-	17 (41)	-
124	104539	SEGER Riley	CAN	16	1580	-	-	-	16 (49)
124	491879	SALARICH Joaquim	ESP	16	1580	-	16 (43)	-	-
124	512424	JANUTIN Fadri	SUI	16	1580	-	-	16 (42)	-
124	54733	WIESER Vincent	AUT	16	1580	8 (51)	-	-	8 (52)
128	422954	BAKKEVIG Rasmus	NOR	14	1582	-	-	14 (43)	-

Hafjell (NOR)

8th Men's Giant Slalom


OVERALL FIS WORLD CUP STANDINGS

Number of Competitors: 153, Number of NSAs: 25

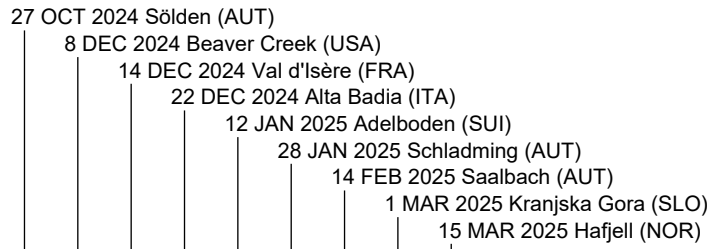
Rank	FIS Code	Name	NSA Code	WC Points	Diff.	DH 8 races	SL 10 races	GS 8 races	SG 7 races
129	6190909	DESGRIPPES Hugo	FRA	13	1583	-	13 (44)	-	-
129	700879	ZAMPA Andreas	SVK	13	1583	-	-	13 (45)	-
131	422082	FOSS-SOLEVAAG S	NOR	12	1584	-	12 (45)	-	-
131	6531063	GINNIS Aj	GRE	12	1584	-	12 (45)	-	-
131	502691	WISSTING Gustav	SWE	12	1584	-	12 (45)	-	-
131	930024	MAPLE Wiley	USA	12	1584	10 (47)	-	-	2 (57)
131	6190793	PARAND Loevan	FRA	12	1584	-	-	12 (46)	-
136	54481	TRANINGER Manuel	AUT	11	1585	5 (57)	-	-	6 (53)
137	54080	NEUMAYER Christopher	AUT	10	1586	10 (47)	-	-	-
137	6291430	MAURBERGER Simon	ITA	10	1586	-	10 (48)	-	-
137	6190876	ORECCHIONI Diego	FRA	10	1586	-	-	10 (48)	-
140	202615	TREMME Anton	GER	9	1587	-	9 (50)	-	-
141	6531444	ARVIDSSON Erik	USA	8	1588	8 (51)	-	-	-
141	110324	von APPEN Henrik	CHI	8	1588	8 (51)	-	-	-
141	53831	HIRSCHER Marcel	NED	8	1588	-	-	8 (50)	-
141	422803	SOLBERG Eirik Hystad	NOR	8	1588	-	8 (51)	-	-
145	512275	METTLER Josua	SUI	7	1589	7 (54)	-	-	-
145	6532354	GILE Bridger	USA	7	1589	-	-	7 (51)	-
145	6291725	ZINGERLE Hannes	ITA	7	1589	-	-	7 (51)	-
148	350095	PIFFNER Marco	LIE	4	1592	4 (58)	-	-	-
148	512301	SIMONET Livio	SUI	4	1592	-	-	4 (54)	-
148	512303	BOISSET Arnaud	SUI	4	1592	-	-	-	4 (56)
151	422822	WAHLQVIST Jesper	NOR	3	1593	-	-	3 (55)	-
152	501898	ROENNGREN Mattias	SWE	2	1594	-	-	2 (57)	-
153	6293164	FRANZOSO Matteo	ITA	1	1595	-	-	-	1 (59)

Legend:							
-	No points	DH	Downhill	Diff.	Difference	GS	Giant Slalom
SG	Super-G	SL	Slalom	WC	World Cup		

Hafjell (NOR)

8th Men's Giant Slalom

FIS WCSL LIST



Number of Competitors: 68, Number of NSAs: 20

Rank	FIS Code	Name	NSA Code	1	2	3	4	5	6	7	8	9	Base	- X	+ Y =	WCSL-GS
1	512269	ODERMATT Marco	SUI	-	-	100	100	100	60	50	60	80	900	810	550	640
2	422304	KRISTOFFERSEN Henrik	NOR	80	45	45	29	-	80	32	100	15	395	356	426	465
3	512182	MEILLARD Loic	SUI	-	20	29	15	80	50	60	40	100	468	421	394	441
4	511638	TUMLER Thomas	SUI	18	100	6	-	50	12	80	32	60	295	266	358	387
5	422766	STEEN OLSEN Alexander	NOR	100	29	-	60	-	100	-	12	45	326	293	346	379
6	422729	PINHEIRO BRAAT.	BRA	50	80	-	9	-	22	18	80	50	-	-	309	309
7	380335	ZUBCIC Filip	CRO	-	40	26	50	45	29	20	22	32	402	362	264	304
8	561244	KRANJEC Zan	SLO	40	60	32	36	18	36	24	15	4	347	312	265	300
9	54027	BRENNSTEINER Stefan	AUT	-	26	60	18	-	45	-	50	40	184	166	239	257
10	990116	de ALIPRANDINI Luca	ITA	26	32	40	20	60	18	29	-	12	172	155	237	254
11	422732	McGRATH Atle Lie	NOR	60	50	10	40	-	26	26	-	8	244	220	220	244
12	422507	HAUGAN Timon	NOR	22	5	22	45	40	15	36	18	13	171	154	216	233
13	194935	FAVROT Thibaut	FRA	16	24	9	26	20	32	40	24	11	160	144	202	218
13	6532084	RADAMUS River	USA	24	36	14	16	26	22	-	22	36	217	195	196	218
15	54445	HAASER Raphael	AUT	36	11	-	-	-	11	100	36	-	114	103	194	205
16	54320	SCHWARZ Marco	AUT	-	-	-	5	29	24	45	45	18	295	266	166	195
17	54359	FEURSTEIN Patrick	AUT	32	-	80	12	10	11	-	14	22	59	53	181	187
18	20398	VERDU Joan	AND	-	16	36	-	32	40	-	29	-	221	199	153	175
19	6190628	ANGUENOT Leo	FRA	7	18	6	80	-	16	16	-	16	81	73	159	167
20	60261	MAES Sam	BEL	22	13	4	-	13	14	-	26	29	108	97	121	132
21	511983	AERNI Luca	SUI	-	-	50	14	36	9	-	11	-	7	6	120	121
22	6293171	VINATZER Alex	ITA	45	8	-	32	13	-	-	-	-	178	160	98	116
23	511852	CAVIEZEL Gino	SUI	29	14	24	22	-	-	-	-	-	206	185	89	110
24	202883	GRAMMEL Anton	GER	-	-	-	24	15	-	22	16	26	13	12	103	104
25	194364	PINTURAUŁ Alexis	FRA	-	15	3	8	22	-	-	-	-	244	220	48	72
26	202597	SCHMID Alexander	GER	15	22	16	-	-	-	-	-	-	184	166	53	71
27	54063	FELLER Manuel	AUT	-	-	-	-	16	13	-	-	5	237	213	34	58
28	422278	WINDINGSTAD Rasmus	NOR	11	-	15	7	-	4	-	-	10	81	73	47	55
29	6293775	DELLA VITE Filippo	ITA	-	-	-	-	24	8	-	13	-	87	78	45	54
30	990048	BORSOTTI Giovanni	ITA	12	-	20	-	-	3	-	-	-	86	77	35	44
30	390044	LAINÉ Tormis	EST	-	-	18	11	6	5	-	4	-	-	-	44	44
30	202829	GRATZ Fabian	GER	-	12	12	-	7	-	-	6	6	11	10	43	44
33	202909	STOCKINGER Jonas	GER	6	7	11	-	13	-	-	-	-	3	3	37	37
34	54628	FEURSTEIN Lukas	AUT	-	-	-	-	14	8	-	10	-	45	41	32	36
35	6191334	ELEZI CANNAFER.	FRA	-	-	8	-	-	-	-	-	24	-	-	32	32
36	531799	FORD Tommy	USA	10	-	13	-	-	-	-	-	-	79	71	23	31
37	512424	JANUTIN Fadri	SUI	-	10	-	6	-	-	-	-	-	71	64	16	23
38	511896	MURISIER Justin	SUI	14	-	-	-	-	-	-	-	-	77	69	14	22
38	502433	HANSSON William	SWE	13	6	-	3	-	-	-	-	-	5	5	22	22
40	6191539	VITALE Flavio	FRA	-	-	-	-	-	-	-	-	20	-	-	20	20
40	54631	ZWISCHENBRUGGER Noel	AUT	-	-	-	-	9	-	-	-	9	20	18	18	20
42	202437	LUITZ Stefan	GER	-	9	-	-	-	2	-	8	-	-	-	19	19
43	6531928	KENNEY Patrick	USA	-	-	-	-	8	-	-	9	-	7	6	17	18
44	422954	BAKKEVIG Rasmus	NOR	-	-	-	-	-	-	-	-	14	-	-	14	14
44	700879	ZAMPA Andreas	SVK	-	-	-	13	-	-	-	-	-	7	6	13	14
44	103729	READ Erik	CAN	-	-	-	11	-	-	-	-	-	30	27	11	14
47	6190793	PARAND Loevan	FRA	-	-	-	-	-	-	-	5	7	-	-	12	12
48	202451	STRASSER Linus	GER	9	-	-	-	-	-	-	-	-	6	5	9	10
48	6291725	ZINGERLE Hannes	ITA	-	-	7	-	-	-	-	-	-	29	26	7	10
48	6190876	ORECCHIONI Diego	FRA	-	-	-	4	-	6	-	-	-	-	-	10	10
48	422139	KILDE Aleksand.	NOR	-	-	-	-	-	-	-	-	-	100	90	-	10

Hafjell (NOR)



8th Men's Giant Slalom

FIS WCSL LIST



Number of Competitors: 68, Number of NSAs: 20

Rank	FIS Code	Name	NSA Code	1	2	3	4	5	6	7	8	9	Base	- X	+ Y =	WCSL-GS
52	53831	HIRSCHER Marcel	NED	8	-	-	-	-	-	-	-	-	-	-	8	8
52	193967	MUFFAT-JEANDET Victor	FRA	5	-	-	-	-	-	-	-	-	35	32	5	8
54	6532354	GILE Bridger	USA	-	-	-	-	-	-	-	7	-	-	-	7	7
54	512301	SIMONET Livio	SUI	4	-	-	-	-	-	-	-	-	33	30	4	7
56	194873	SARRAZIN Cyprien	FRA	3	-	-	-	-	-	-	-	-	-	-	3	3
56	422822	WAHLQVIST Jesper	NOR	-	-	-	-	-	-	-	-	3	-	-	3	3
56	54368	BORGNAES Christian	DEN	-	-	-	-	-	-	-	-	-	27	24	-	3
56	54252	RASCHNER Dominik	AUT	-	-	-	-	-	-	-	-	-	29	26	-	3
60	501898	ROENNGREN Mattias	SWE	-	-	-	2	-	-	-	-	-	5	5	2	2
60	512495	ZURBRUEGG Sandro	SUI	-	-	-	-	-	-	-	-	-	21	19	-	2
62	104531	CRAWFORD James	CAN	-	-	-	-	-	-	-	-	-	15	14	-	1
62	422707	MOELLER Fredrik	NOR	-	-	-	-	-	-	-	-	-	14	13	-	1
62	54630	STURM Joshua	AUT	-	-	-	-	-	-	-	-	-	8	7	-	1
62	780023	DRUKAROV Andrej	LTU	-	-	-	-	-	-	-	-	-	11	10	-	1
62	194495	FAIVRE Mathieu	FRA	-	-	-	-	-	-	-	-	-	11	10	-	1
62	422730	GUNLEIKSRUD Ha.	NOR	-	-	-	-	-	-	-	-	-	7	6	-	1
62	6300451	KATO Seigo	JPN	-	-	-	-	-	-	-	-	-	11	10	-	1

Number of Competitors per NSA in the top 60

AND:	1	AUT:	8	BEL:	1	BRA:	1	CAN:	1	CRO:	1
DEN:	1	EST:	1	FRA:	9	GER:	6	ITA:	5	NED:	1
NOR:	8	SLO:	1	SUI:	8	SVK:	1	SWE:	2	USA:	4

Legend:	
-	No points
Base	Last season FIS World Cup Start List points
WCSL-GS	FIS World Cup Start List points for Giant Slalom
X	(Base/number of planned races in the current season) *(number of completed races in the current season)
Y	FIS World Cup points won in the current season

Hafjell (NOR)

8th Men's Giant Slalom

OVERALL FIS WCSL LIST

Number of Competitors: 176, Number of NSAs: 28

Rank	FIS Code	Name	NSA Code	WCSL	Diff.	DH 9 races	SL 11 races	GS 9 races	SG 8 races
1	512269	ODERMATT Marco	SUI	1991		705 (1)	-	640 (1)	646 (1)
2	512182	MEILLARD Loic	SUI	1123	868	-	628 (2)	441 (3)	54 (29)
3	422304	KRISTOFFERSEN Henrik	NOR	1107	884	-	642 (1)	465 (2)	-
4	512471	von ALLMEN Franjo	SUI	922	1069	632 (2)	-	-	290 (5)
5	422507	HAUGAN Timon	NOR	806	1185	-	573 (3)	233 (12)	-
6	422732	McGRATH Atle Lie	NOR	751	1240	-	507 (5)	244 (11)	-
7	291459	PARIS Dominik	ITA	666	1325	346 (4)	-	-	320 (4)
8	53980	KRIECHMAYR Vincent	AUT	664	1327	288 (7)	-	-	376 (2)
9	422729	PINHEIRO BRAAT.	BRA	642	1349	-	333 (8)	309 (6)	-
10	512408	MONNEY Alexis	SUI	639	1352	397 (3)	-	-	242 (9)
11	512038	ROGENTIN Stefan	SUI	593	1398	266 (9)	-	-	327 (3)
12	6190403	NOEL Clement	FRA	551	1440	-	551 (4)	-	-
13	54063	FELLER Manuel	AUT	505	1486	-	447 (6)	58 (27)	-
14	104531	CRAWFORD James	CAN	484	1507	285 (8)	-	1 (62)	198 (10)
15	422766	STEEN OLSEN Alexander	NOR	481	1510	-	102 (28)	379 (5)	-
16	54445	HAASER Raphael	AUT	468	1523	8 (54)	-	205 (15)	255 (8)
17	511896	MURISIER Justin	SUI	448	1543	303 (6)	-	22 (38)	123 (17)
17	561310	HROBAT Miha	SLO	448	1543	328 (5)	-	-	120 (20)
17	380335	ZUBCIC Filip	CRO	448	1543	-	144 (19)	304 (7)	-
20	990081	CASSE Mattia	ITA	415	1576	140 (18)	-	-	275 (7)
21	194858	ALLEGRE Nils	FRA	412	1579	239 (10)	-	-	173 (12)
22	202451	STRASSER Linus	GER	392	1599	-	382 (7)	10 (48)	-
23	511638	TUMLER Thomas	SUI	387	1604	-	-	387 (4)	-
24	422310	SEJERSTED Adri.	NOR	385	1606	190 (14)	-	-	195 (11)
25	104537	ALEXANDER Cameron	CAN	369	1622	214 (13)	-	-	155 (14)
26	6530319	COCHRAN-SIEGLE Ryan	USA	364	1627	217 (11)	-	-	147 (15)
27	422707	MOELLER Fredrik	NOR	325	1666	44 (34)	-	1 (62)	280 (6)
28	54320	SCHWARZ Marco	AUT	324	1667	4 (66)	110 (26)	195 (16)	15 (53)
29	54444	GSTREIN Fabio	AUT	313	1678	-	313 (9)	-	-
30	6293171	VINATZER Alex	ITA	312	1679	-	196 (17)	116 (22)	-
31	6190558	AMIEZ Steven	FRA	306	1685	-	306 (10)	-	-
32	512203	NEF Tanguy	SUI	303	1688	-	303 (11)	-	-
33	561244	KRANJEC Zan	SLO	300	1691	-	-	300 (8)	-
34	54371	BABINSKY Stefan	AUT	297	1694	161 (15)	-	-	136 (16)
35	6532084	RADAMUS River	USA	279	1712	-	6 (55)	218 (13)	55 (28)
36	220689	RYDING Dave	GBR	267	1724	-	267 (12)	-	-
37	380377	KOLEGA Samuel	CRO	261	1730	-	261 (13)	-	-
37	6530104	BENNETT Bryce	USA	261	1730	216 (12)	-	-	45 (35)
39	53975	HEMETSBERGER Daniel	AUT	258	1733	161 (15)	-	-	97 (23)
40	54027	BRENNSTEINER Stefan	AUT	257	1734	-	-	257 (9)	-
41	990116	de ALIPRANDINI Luca	ITA	254	1737	-	-	254 (10)	-
42	511996	YULE Daniel	SUI	253	1738	-	253 (14)	-	-
43	92720	POPOV Albert	BUL	246	1745	-	246 (15)	-	-
44	54609	EICHBERGER Stefan	AUT	230	1761	129 (19)	-	-	101 (22)
45	502015	JAKOBSEN Kristoffer	SWE	221	1770	-	221 (16)	-	-
46	194935	FAVROT Thibaut	FRA	218	1773	-	-	218 (13)	-
47	511983	AERNI Luca	SUI	206	1785	-	85 (30)	121 (21)	-
48	194873	SARRAZIN Cyprien	FRA	202	1789	94 (23)	-	3 (56)	105 (21)
49	54628	FEURSTEIN Lukas	AUT	201	1790	-	-	36 (34)	165 (13)
50	54359	FEURSTEIN Patrick	AUT	187	1804	-	-	187 (17)	-
51	20398	VERDU Joan	AND	175	1816	-	-	175 (18)	-
52	54252	RASCHNER Dominik	AUT	173	1818	-	170 (18)	3 (56)	-
53	6190628	ANGUENOT Leo	FRA	168	1823	-	1 (57)	167 (19)	-
54	6293831	FRANZONI Giovanni	ITA	162	1829	40 (36)	-	-	122 (18)
55	6291625	SCHIEDER Florian	ITA	160	1831	147 (17)	-	-	13 (54)
56	934643	GOLDBERG Jared	USA	157	1834	35 (38)	-	-	122 (18)
56	60261	MAES Sam	BEL	157	1834	-	25 (43)	132 (20)	-
58	511852	CAVIEZEL Gino	SUI	156	1835	-	-	110 (23)	46 (34)
59	151238	ZABYSTRAN Jan	CZE	144	1847	47 (32)	-	-	97 (23)
60	194364	PINTURAUULT Alexis	FRA	133	1858	4 (66)	10 (52)	72 (25)	47 (32)
61	512281	ROESTI Lars	SUI	132	1859	100 (21)	-	-	32 (38)
62	60253	MARCHANT Armand	BEL	129	1862	-	129 (20)	-	-
63	6532592	RITCHIE Benjamin	USA	128	1863	-	128 (21)	-	-
63	6190543	RASSAT Paco	FRA	128	1863	-	128 (21)	-	-

Hafjell (NOR)

8th Men's Giant Slalom

OVERALL FIS WCSL LIST

Number of Competitors: 176, Number of NSAs: 28

Rank	FIS Code	Name	NSA Code	WCSL	Diff.	DH 9 races	SL 11 races	GS 9 races	SG 8 races
65	180877	LEHTO Elian	FIN	124	1867	95 (22)	-	-	29 (40)
66	193967	MUFFAT-JEANDET Victor	FRA	123	1868	-	115 (25)	8 (52)	-
67	54170	MATT Michael	AUT	120	1871	-	120 (23)	-	-
67	54093	STROLZ Johannes	AUT	120	1871	-	120 (23)	-	-
69	51215	BAUMANN Romed	GER	116	1875	66 (25)	-	-	50 (31)
70	194167	MUZATON Maxence	FRA	115	1876	115 (20)	-	-	-
71	511899	ROCHAT Marc	SUI	108	1883	-	108 (27)	-	-
72	293006	INNERHOFER Christof	ITA	107	1884	45 (33)	-	-	62 (27)
73	202883	GRAMMEL Anton	GER	104	1887	-	-	104 (24)	-
74	194298	GIEZENDANNER Blaise	FRA	102	1889	49 (31)	-	-	53 (30)
75	54005	STRIEDINGER Otmar	AUT	99	1892	72 (24)	-	-	27 (43)
76	104468	READ Jeffrey	CAN	97	1894	8 (54)	-	-	89 (25)
76	192746	THEAUX Adrien	FRA	97	1894	65 (27)	-	-	32 (38)
78	104272	SEGER Brodie	CAN	87	1904	66 (25)	-	-	21 (47)
78	54348	PERTL Adrian	AUT	87	1904	-	87 (29)	-	-
80	180919	HALLBERG Eduard	FIN	77	1914	-	77 (31)	-	-
80	512228	KOHLER Marco	SUI	77	1914	65 (27)	-	-	12 (56)
82	561397	NARALOCNIK Nejc	SLO	76	1915	58 (29)	-	-	18 (49)
83	202597	SCHMID Alexander	GER	71	1920	-	-	71 (26)	-
83	390044	LAINÉ Tormis	EST	71	1920	-	27 (41)	44 (30)	-
85	6190687	LORIOT Florian	FRA	70	1921	-	-	-	70 (26)
86	6293252	KASTLUNGER Tobias	ITA	67	1924	-	67 (32)	-	-
87	221236	TAYLOR Laurie	GBR	66	1925	-	66 (33)	-	-
87	293797	GROSS Stefano	ITA	66	1925	-	66 (33)	-	-
89	501987	MONSEN Felix	SWE	65	1926	20 (47)	-	-	45 (35)
90	6190176	BAILET Matthieu	FRA	58	1933	35 (38)	-	-	23 (46)
91	422278	WINDINGSTAD Rasmus	NOR	56	1935	-	-	55 (28)	1 (67)
92	380361	RODES Istok	CRO	55	1936	-	55 (35)	-	-
93	6293775	DELLA VITE Filippo	ITA	54	1937	-	-	54 (29)	-
93	6532123	NEGOMIR Kyle	USA	54	1937	7 (59)	-	-	47 (32)
95	561255	CATER Martin	SLO	53	1938	50 (30)	-	-	3 (62)
96	6531520	MORSE Sam	USA	50	1941	40 (36)	-	-	10 (57)
97	6190179	ALPHAND Nils	FRA	49	1942	41 (35)	-	-	8 (58)
97	221223	MAJOR Billy	GBR	49	1942	-	49 (36)	-	-
99	6532163	SEYMOUR Jett	USA	48	1943	-	48 (37)	-	-
100	203096	VOGT Luis	GER	46	1945	28 (40)	-	-	18 (49)
101	990048	BORSOTTI Giovanni	ITA	45	1946	-	-	44 (30)	1 (67)
101	422139	KILDE Aleksand.	NOR	45	1946	22 (44)	-	10 (48)	13 (54)
103	202829	GRATZ Fabian	GER	44	1947	-	-	44 (30)	-
104	502617	AX SWARTZ Fabian	SWE	43	1948	-	43 (38)	-	-
105	54157	DANKLMAIER Daniel	AUT	41	1950	6 (62)	-	-	35 (37)
105	6292783	MOLTENI Nicolo	ITA	41	1950	22 (44)	-	-	19 (48)
105	511902	ZENHAEUSERN Ramon	SUI	41	1950	-	41 (39)	-	-
108	54438	PLOIER Andreas	AUT	39	1952	10 (52)	-	-	29 (40)
109	202909	STOCKINGER Jonas	GER	37	1954	-	-	37 (33)	-
110	6290845	BOSCA Guglielmo	ITA	33	1958	7 (59)	-	-	26 (44)
111	6191334	ELEZI CANNAFER.	FRA	32	1959	-	-	32 (35)	-
112	6291053	ZAZZI Pietro	ITA	31	1960	2 (69)	-	-	29 (40)
112	531799	FORD Tommy	USA	31	1960	-	-	31 (36)	-
114	202762	JOCHER Simon	GER	30	1961	25 (41)	-	-	5 (61)
114	6531063	GINNIS Aj	GRE	30	1961	-	30 (40)	-	-
114	512303	BOISSET Arnaud	SUI	30	1961	6 (62)	-	-	24 (45)
117	54528	HACKER Felix	AUT	28	1963	10 (52)	-	-	18 (49)
118	103729	READ Erik	CAN	27	1964	-	13 (48)	14 (44)	-
118	54630	STURM Joshua	AUT	27	1964	-	26 (42)	1 (62)	-
120	512124	HINTERMANN Niels	SUI	26	1965	23 (43)	-	-	3 (62)
121	54538	RIESER Stefan	AUT	24	1967	24 (42)	-	-	-
121	6291574	SALA Tommaso	ITA	24	1967	-	24 (44)	-	-
123	512424	JANUTIN Fadri	SUI	23	1968	-	-	23 (37)	-
124	512549	HILTBRAND Livio	SUI	22	1969	22 (44)	-	-	-
124	502433	HANSSON William	SWE	22	1969	-	-	22 (38)	-
126	6191539	VITALE Flavio	FRA	20	1971	-	-	20 (40)	-
126	54631	ZWISCHENBRUGGER Noel	AUT	20	1971	-	-	20 (40)	-
128	202437	LUITZ Stefan	GER	19	1972	-	-	19 (42)	-

Hafjell (NOR)


8th Men's Giant Slalom

OVERALL FIS WCSL LIST

Number of Competitors: 176, Number of NSAs: 28

Rank	FIS Code	Name	NSA Code	WCSL	Diff.	DH 9 races	SL 11 races	GS 9 races	SG 8 races
129	6293445	ALLIOD Benjamin	ITA	18	1973	18 (48)	-	-	-
129	6531928	KENNEY Patrick	USA	18	1973	-	-	18 (43)	-
131	491879	SALARICH Joaquim	ESP	17	1974	-	17 (45)	-	-
131	422082	FOSS-SOLEVAAG S	NOR	17	1974	-	17 (45)	-	-
133	104539	SEGER Riley	CAN	16	1975	-	-	-	16 (52)
133	930024	MAPLE Wiley	USA	16	1975	13 (49)	-	-	3 (62)
133	54733	WIESER Vincent	AUT	16	1975	8 (54)	-	-	8 (58)
136	422954	BAKKEVIG Rasmus	NOR	14	1977	-	-	14 (44)	-
136	700879	ZAMPA Andreas	SVK	14	1977	-	-	14 (44)	-
136	6190909	DESGRIPPES Hugo	FRA	14	1977	-	14 (47)	-	-
139	54080	NEUMAYER Christopher	AUT	13	1978	13 (49)	-	-	-
139	202520	HOLZMANN Sebastian	GER	13	1978	-	13 (48)	-	-
141	502691	WISSTING Gustav	SWE	12	1979	-	12 (50)	-	-
141	6190793	PARAND Loevan	FRA	12	1979	-	-	12 (47)	-
141	202615	TREMMEL Anton	GER	12	1979	-	12 (50)	-	-
144	512275	METTLER Josua	SUI	11	1980	11 (51)	-	-	-
144	54481	TRANINGER Manuel	AUT	11	1980	5 (64)	-	-	6 (60)
146	6291430	MAURBERGER Simon	ITA	10	1981	-	10 (52)	-	-
146	422803	SOLBERG Eirik Hystad	NOR	10	1981	-	10 (52)	-	-
146	6291725	ZINGERLE Hannes	ITA	10	1981	-	-	10 (48)	-
146	6190876	ORECCHIONI Diego	FRA	10	1981	-	-	10 (48)	-
150	110324	von APPEN Henrik	CHI	8	1983	8 (54)	-	-	-
150	6531444	ARVIDSSON Erik	USA	8	1983	8 (54)	-	-	-
150	53831	HIRSCHER Marcel	NED	8	1983	-	-	8 (52)	-
150	53817	FRANZ Max	AUT	8	1983	7 (59)	-	-	1 (67)
154	6532354	GILE Bridger	USA	7	1984	-	-	7 (54)	-
154	512301	SIMONET Livio	SUI	7	1984	-	-	7 (54)	-
156	200379	SANDER Andreas	GER	6	1985	5 (64)	-	-	1 (67)
157	491853	del CAMPO HERN.	ESP	5	1986	-	5 (56)	-	-
158	350095	PIFFNER Marco	LIE	4	1987	4 (66)	-	-	-
159	422822	WAHLQVIST Jesper	NOR	3	1988	-	-	3 (56)	-
159	54368	BORGNAES Christian	DEN	3	1988	-	-	3 (56)	-
159	54209	KRENN Christoph	AUT	3	1988	-	-	-	3 (62)
162	501898	ROENNGREN Mattias	SWE	2	1989	-	-	2 (60)	-
162	202535	DRESSEN Thomas	GER	2	1989	1 (72)	-	-	1 (67)
162	202059	FERSTL Josef	GER	2	1989	2 (69)	-	-	-
162	512039	ROULIN Gilles	SUI	2	1989	-	-	-	2 (66)
162	202345	SCHWAIGER Dominik	GER	2	1989	2 (69)	-	-	-
162	512495	ZURBRUEGG Sandro	SUI	2	1989	-	-	2 (60)	-
168	6293164	FRANZOSO Matteo	ITA	1	1990	-	-	-	1 (67)
168	350097	GAUER Nico	LIE	1	1990	-	-	-	1 (67)
168	422893	BRAEKKEN Theodor	NOR	1	1990	-	1 (57)	-	-
168	780023	DRUKAROV Andrej	LTU	1	1990	-	-	1 (62)	-
168	194495	FAIVRE Mathieu	FRA	1	1990	-	-	1 (62)	-
168	422730	GUNLEIKSRUD Ha.	NOR	1	1990	-	-	1 (62)	-
168	6300451	KATO Seigo	JPN	1	1990	-	-	1 (62)	-
168	54729	PRAMSTALLER Kilian	AUT	1	1990	-	1 (57)	-	-
168	54447	RUELAND Simon	AUT	1	1990	-	1 (57)	-	-

Legend:							
-	No points	DH	Downhill	Diff.	Difference	GS	Giant Slalom
SG	Super-G	SL	Slalom	WCSL	Overall points		

Hafjell (NOR)


8th Men's Giant Slalom

FIS NATION CUP

Number of Nations: 25

Rank	NSA	Name	Points	Diff.	DH	SL	GS	SG	AC	PAR	TE
1	SUI	Switzerland	6069		2132	1103	1355	1479	-	-	-
2	AUT	Austria	3386	2683	687	1034	719	946	-	-	-
3	NOR	Norway	3231	2838	172	1524	1178	357	-	-	-
4	FRA	France	2333	3736	499	983	435	416	-	-	-
5	ITA	Italy	2088	3981	630	306	393	759	-	-	-
6	USA	United States of America	1181	4888	426	172	243	340	-	-	-
7	CAN	Canada	959	5110	533	10	11	405	-	-	-
8	SLO	Slovenia	791	5278	428	-	241	122	-	-	-
9	GER	Germany	671	5398	112	250	242	67	-	-	-
10	CRO	Croatia	634	5435	-	390	244	-	-	-	-
11	BRA	Brazil	604	5465	-	313	291	-	-	-	-
12	SWE	Sweden	330	5739	20	241	24	45	-	-	-
13	GBR	Great Britain	268	5801	-	268	-	-	-	-	-
14	BEL	Belgium	264	5805	-	143	121	-	-	-	-
15	BUL	Bulgaria	229	5840	-	229	-	-	-	-	-
16	AND	Andorra	153	5916	-	-	153	-	-	-	-
17	FIN	Finland	152	5917	70	55	-	27	-	-	-
18	CZE	Czechia	143	5926	46	-	-	97	-	-	-
19	EST	Estonia	71	5998	-	27	44	-	-	-	-
20	ESP	Spain	16	6053	-	16	-	-	-	-	-
21	SVK	Slovakia	13	6056	-	-	13	-	-	-	-
22	GRE	Greece	12	6057	-	12	-	-	-	-	-
23	CHI	Chile	8	6061	8	-	-	-	-	-	-
23	NED	Netherlands	8	6061	-	-	8	-	-	-	-
25	LIE	Liechtenstein	4	6065	4	-	-	-	-	-	-

Hafjell (NOR)



8th Men's Giant Slalom

OVERALL FIS NATION CUP

Number of Nations: 32

Rk	NSA	Overall			DH Points			SL Points			GS Points			SG Points			AC Points			PAR Points			TE Points
		M+W	M	W	M+W	M	W	M+W	M	W	M+W	M	W	M+W	M	W	M+W	M	W	M+W	M+W		
1	SUI	9841	6069	3772	2816	2132	684	2410	1103	1307	2043	1355	688	2572	1479	1093	-	-	-	-	-	-	-
2	AUT	6709	3386	3323	1560	687	873	2006	1034	972	1226	719	507	1917	946	971	-	-	-	-	-	-	-
3	ITA	6072	2088	3984	1817	630	1187	518	306	212	1211	393	818	2526	759	1767	-	-	-	-	-	-	-
4	NOR	4466	3231	1235	415	172	243	1673	1524	149	1714	1178	536	664	357	307	-	-	-	-	-	-	-
5	USA	3795	1181	2614	1055	426	629	858	172	686	1029	243	786	853	340	513	-	-	-	-	-	-	-
6	FRA	3060	2333	727	594	499	95	1211	983	228	480	435	45	775	416	359	-	-	-	-	-	-	-
7	GER	1864	671	1193	383	112	271	796	250	546	343	242	101	342	67	275	-	-	-	-	-	-	-
8	SWE	1779	330	1449	20	20	-	1159	241	918	555	24	531	45	45	-	-	-	-	-	-	-	-
9	SLO	1545	791	754	562	428	134	342	-	342	447	241	206	194	122	72	-	-	-	-	-	-	-
10	CAN	1522	959	563	543	533	10	220	10	210	298	11	287	461	405	56	-	-	-	-	-	-	-
11	CRO	1450	634	816	-	-	-	931	390	541	519	244	275	-	-	-	-	-	-	-	-	-	-
12	NZL	668	-	668	4	-	4	-	-	-	520	-	520	144	-	144	-	-	-	-	-	-	-
13	BRA	604	604	-	-	-	-	313	313	-	291	291	-	-	-	-	-	-	-	-	-	-	-
14	ALB	586	-	586	-	-	-	252	-	252	334	-	334	-	-	-	-	-	-	-	-	-	-
15	CZE	553	143	410	229	46	183	36	-	36	-	-	-	288	97	191	-	-	-	-	-	-	-
16	GBR	268	268	-	-	-	-	268	268	-	-	-	-	-	-	-	-	-	-	-	-	-	-
17	BEL	264	264	-	-	-	-	143	143	-	121	121	-	-	-	-	-	-	-	-	-	-	-
18	BUL	229	229	-	-	-	-	229	229	-	-	-	-	-	-	-	-	-	-	-	-	-	-
19	AND	153	153	-	-	-	-	-	-	-	153	153	-	-	-	-	-	-	-	-	-	-	-
20	FIN	152	152	-	70	70	-	55	55	-	-	-	-	27	27	-	-	-	-	-	-	-	-
21	POL	104	-	104	-	-	-	-	-	-	98	-	98	6	-	6	-	-	-	-	-	-	-
22	EST	71	71	-	-	-	-	27	27	-	44	44	-	-	-	-	-	-	-	-	-	-	-
23	BIH	29	-	29	6	-	6	-	-	-	-	-	-	23	-	23	-	-	-	-	-	-	-
24	ESP	16	16	-	-	-	-	16	16	-	-	-	-	-	-	-	-	-	-	-	-	-	-
25	SVK	13	13	-	-	-	-	-	-	-	13	13	-	-	-	-	-	-	-	-	-	-	-
26	GRE	12	12	-	-	-	-	12	12	-	-	-	-	-	-	-	-	-	-	-	-	-	-
27	LAT	10	-	10	-	-	-	10	-	10	-	-	-	-	-	-	-	-	-	-	-	-	-
28	CHI	8	8	-	8	8	-	-	-	-	-	-	-	-	-	-	-	-	-	-	-	-	-
28	NED	8	8	-	-	-	-	-	-	-	8	8	-	-	-	-	-	-	-	-	-	-	-
30	JPN	6	-	6	-	-	-	6	-	6	-	-	-	-	-	-	-	-	-	-	-	-	-
31	LIE	4	4	-	4	4	-	-	-	-	-	-	-	-	-	-	-	-	-	-	-	-	-
32	ARG	1	-	1	-	-	-	-	-	-	1	-	1	-	-	-	-	-	-	-	-	-	-

Hafjell (NOR)

8th Men's Giant Slalom

CONSTRUCTORS' CHAMPIONSHIP

Number of Brands: 9

Rank	Name	Points	Diff.	DH	SL	GS	SG	AC	PAR
1	Rossignol	2510		215	975	835	485	-	-
2	Head	2270	240	1015	440	190	625	-	-
3	Stoeckli	2235	275	890	-	710	635	-	-
4	Atomic	1965	545	345	795	485	340	-	-
5	Van deer	1330	1180	-	895	435	-	-	-
6	Fischer	1010	1500	250	170	245	345	-	-
7	Dynastar	440	2070	-	440	-	-	-	-
8	Nordica	395	2115	190	-	-	205	-	-
9	Salomon	235	2275	95	40	100	-	-	-

Hafjell (NOR)



8th Men's Giant Slalom

OVERALL CONSTRUCTORS' CHAMPIONSHIP

Number of Brands: 12

Rank	Brand	Overall			DH Points			SL Points			GS Points			SG Points			AC Points			PAR Points		
		M+W	M	W	M+W	M	W	M+W	M	W	M+W	M	W	M+W	M	W	M+W	M	W	M+W	M	W
1	Head	7110	2270	4840	2055	1015	1040	2110	440	1670	775	190	585	2170	625	1545	-	-	-	-	-	-
2	Rossignol	5825	2510	3315	740	215	525	1660	975	685	2185	835	1350	1240	485	755	-	-	-	-	-	-
3	Atomic	4070	1965	2105	885	345	540	1615	795	820	800	485	315	770	340	430	-	-	-	-	-	-
4	Stoeckli	2235	2235	-	890	890	-	-	-	-	710	710	-	635	635	-	-	-	-	-	-	-
5	Van deer	1330	1330	-	-	-	-	895	895	-	435	435	-	-	-	-	-	-	-	-	-	-
6	Fischer	1100	1010	90	295	250	45	170	170	-	245	245	-	390	345	45	-	-	-	-	-	-
7	Salomon	925	235	690	95	95	-	40	40	-	620	100	520	170	-	170	-	-	-	-	-	-
8	Dynastar	500	440	60	-	-	-	440	440	-	-	-	-	60	-	60	-	-	-	-	-	-
9	Nordica	395	395	-	190	190	-	-	-	-	-	-	-	205	205	-	-	-	-	-	-	-
10	Blizzard	350	-	350	-	-	-	120	-	120	230	-	230	-	-	-	-	-	-	-	-	-
11	Kaestle	140	-	140	100	-	100	-	-	-	-	-	-	40	-	40	-	-	-	-	-	-
12	Voelkl	100	-	100	-	-	-	100	-	100	-	-	-	-	-	-	-	-	-	-	-	-