



Parallel Qualification Official ranking

COMPETITION JURY

TECHNICAL DELEGATE DIXON Neil (FRA)
CHIEF OF RACE DAYER Bastien (SUI)
REFEREE PERY Adrian (FIS)

WEATHER

CONDITIONS Snow
SNOW Compact
AIR TEMPERATURE 2,0 °C

COURSESETTER BOUVIER Antoine (FRA)
FORERUNNERS
- A - DAYER Charlotte (SUI)
- B - REYMOND Line (SUI)
- C - BENEY Romain (SUI)







COURSE La Matze
START 2010 m
FINISH 1870 m
DROP 140 m
LENGTH 1093 m
HOMOLOGATION 15631/12/24
GATES 16
DIRECTIONS 4
STARTING TIME 9h00

LIST n°425 APPLIED PENALTY: 0,00 CALCULATED PENALTY: -0,73
Number of competitors: 31, Number of NSA: 11

F = 500

Rank	Bib	Code	Name	Year	Nation	Ski Time	Penalty	Time	Gap	Points
1	3	4420075	LOEKEN Trym Nygaard	1993		42.97	1+0	43.97		0,00
2	1	4190056	CLAYE Noe	1999		44.45	0+0	44.45	0.48	5,46
3	8	4420125	ALVEBERG Jacob Benjamin	2000		44.53	0+0	44.53	0.56	6,37
4	14	4190067	PAGE Alexis	2003		44.64	0+0	44.64	0.67	7,62
5	4	4190068	ROSTOLAN Yoann	2002		42.91	1+1	44.91	0.94	10,69
6	6	4510011	MICHEL Nicolas	1995		44.11	1+0	45.11	1.14	12,96
7	20	4050008	WALCHER Maximilian	2005		45.20	0+0	45.20	1.23	13,99
8	9	4500007	COLLBERG Olle	1993		44.49	0+1	45.49	1.52	17,28
9	10	4290014	BORMOLINI Giacomo	2003		45.72	0+0	45.72	1.75	19,90
10	11	4200023	SAUTTER Max	2001		44.77	1+0	45.77	1.80	20,47
11	13	4420116	LOEKEN Mikkel Nygaard	1999		43.95	2+0	45.95	1.98	22,52
12	7	4190055	NABOT Elie	1997		45.97	0+0	45.97	2.00	22,74
13	15	4510031	WALSER Timo	2005		46.42	0+0	46.42	2.45	27,86
14	16	4100030	BALL Adrian	2004		44.55	1+1	46.55	2.58	29,34
15	18	4510018	MOSSET Maxime	1998		45.66	0+1	46.66	2.69	30,59
16	5	4190069	PETEX Charly	2002		43.75	2+1	46.75	2.78	31,61
17	21	4500011	NOAKSSON Vile	2007		46.03	0+1	47.03	3.06	34,80
18	17	4200019	MUELLER Leonhard	1991		46.66	0+1	47.66	3.69	41,96
19	2	4290013	MAHLKNECHT Raphael	2001		44.87	2+2	48.87	4.90	55,72
20	19	4190065	REY Melvyn	2002		47.06	1+1	49.06	5.09	57,88
21	22	4510027	MOSSET Alexi	2001		44.01	5+1	50.01	6.04	68,68
22	24	4200027	MANN Maximilian	2005		48.49	2+0	50.49	6.52	74,14
23	25	4220048	DYKES James	2006		51.45	1+1	53.45	9.48	107,80

Parallel Qualification
Official ranking

Rank	Bib	Code	Name	Year	Nation	Ski Time	Penalty	Time	Gap	Points
24	12	4500010	NOAKSSON Alvin	2005		46.47	6+1	53.47	9.50	108,03
25	27	4510035	WALSER Silvan	2008		50.94	2+1	53.94	9.97	113,37
26	28	4220049	DEANE Matthew	2002		52.19	3+1	56.19	12.22	138,96
27	29	4220033	DIXON Colin	1998		52.84	3+2	57.84	13.87	157,72
28	26	4150010	KOPECKY Matej	1998		56.25	2+2	1:00.25	16.28	185,13
29	32	4530045	BAGNATO Stefan	1978		55.91	4+2	1:01.91	17.94	204,00

Not classified

Did Not Finish (2)

30	4220050	WHITE Charles	1998	
31	4510036	REYMOND Yoan	2007	

(DNS: Did Not Start, DNF: Did Not Finish, DSQ: Disqualified, NPS: Not Permitted to Start)



Parallel Qualification Penalty calculation

Rank	Bib	Code	Name	Year	Nation	List points	Best 5	Race points
Best 10 at finish								
1	3	4420075	LOEKEN Trym Nygaard	1993		0,00	0,00	0,00
2	1	4190056	CLAYE Noe	1999		2,50	2,50	5,46
3	8	4420125	ALVEBERG Jacob Benjamin	2000		18,30	-	-
4	14	4190067	PAGE Alexis	2003		9,44	9,44	7,62
5	4	4190068	ROSTOLAN Yoann	2002		9,35	9,35	10,69
6	6	4510011	MICHEL Nicolas	1995		0,81	0,81	12,96
7	20	4050008	WALCHER Maximilian	2005		44,78	-	-
8	9	4500007	COLLBERG Olle	1993		25,11	-	-
9	10	4290014	BORMOLINI Giacomo	2003		22,07	-	-
10	11	4200023	SAUTTER Max	2001		24,49	-	-

Best 5 at start

1	3	4420075	LOEKEN Trym Nygaard	1993		0,00	
12	7	4190055	NABOT Elie	1997		0,00	
6	6	4510011	MICHEL Nicolas	1995		0,81	
2	1	4190056	CLAYE Noe	1999		2,50	
16	5	4190069	PETEX Charly	2002		4,05	

(DNF: Did Not Finish, DSQ: Disqualified)

TOTAL

(B) List points of best 5 at start	7,36	
(A) List points of the best 5 to finish in top 10		22,10
(C) Race points of corresponding competitors		36,73

Calculated penalty (A + B - C) = -7,27 / 10	-0,73
Correction value (Z)	0,00
Category adder	0,00
Applied penalty	(-0,73) 0,00

Technical Delegate



Parallel Qualification Run analysis 1

Bib	Code	Name	Year	Nation	Inter 1 (Rank)	Sector 2 (Rank)	Time	Gap
1	4190056	CLAYE Noe	1999		22.60 (7)	21.85 (10)	44.45	0.48
2	4290013	MAHLKNECHT Raphael	2001		22.54 (6)	22.33 (13)	48.87	4.90
3	4420075	LOEKEN Trym Nygaard	1993		22.24 (2)	20.73 (4)	43.97	
4	4190068	ROSTOLAN Yoann	2002		22.30 (3)	20.61 (3)	44.91	0.94
5	4190069	PETEX Charly	2002				46.75	2.78
6	4510011	MICHEL Nicolas	1995		22.72 (13)	21.39 (7)	45.11	1.14
7	4190055	NABOT Elie	1997		22.78 (14)	23.19 (17)	45.97	2.00
8	4420125	ALVEBERG Jacob Benjamin	2000		24.11 (19)	20.42 (1)	44.53	0.56
9	4500007	COLLBERG Olle	1993		22.69 (11)	21.80 (9)	45.49	1.52
10	4290014	BORMOLINI Giacomo	2003		25.24 (23)	20.48 (2)	45.72	1.75
11	4200023	SAUTTER Max	2001		21.50 (1)	23.27 (18)	45.77	1.80
12	4500010	NOAKSSON Alvin	2005				53.47	9.50
13	4420116	LOEKEN Mikkel Nygaard	1999		22.65 (10)	21.30 (5)	45.95	1.98
14	4190067	PAGE Alexis	2003		22.61 (8)	22.03 (11)	44.64	0.67
15	4510031	WALSER Timo	2005		22.41 (5)	24.01 (20)	46.42	2.45
16	4100030	BALL Adrian	2004		22.36 (4)	22.19 (12)	46.55	2.58
17	4200019	MUELLER Leonhard	1991		23.65 (16)	23.01 (16)	47.66	3.69
18	4510018	MOSSET Maxime	1998		22.69 (11)	22.97 (15)	46.66	2.69
19	4190065	REY Melvyn	2002		23.78 (17)	23.28 (19)	49.06	5.09
20	4050008	WALCHER Maximilian	2005		23.83 (18)	21.37 (6)	45.20	1.23
21	4500011	NOAKSSON Vile	2007		23.19 (15)	22.84 (14)	47.03	3.06
22	4510027	MOSSET Alexi	2001		22.62 (9)	21.39 (7)	50.01	6.04
24	4200027	MANN Maximilian	2005		24.13 (20)	24.36 (21)	50.49	6.52
25	4220048	DYKES James	2006		26.34 (25)	25.11 (22)	53.45	9.48
26	4150010	KOPECKY Matej	1998		28.74 (26)	27.51 (27)	1:00.25	16.28
27	4510035	WALSER Silvan	2008		24.13 (20)	26.81 (24)	53.94	9.97
28	4220049	DEANE Matthew	2002		24.76 (22)	27.43 (26)	56.19	12.22
29	4220033	DIXON Colin	1998		25.81 (24)	27.03 (25)	57.84	13.87
30	4220050	WHITE Charles	1998				Did Not Finish	
31	4510036	REYMOND Yoan	2007				Did Not Finish	
32	4530045	BAGNATO Stefan	1978		29.18 (27)	26.73 (23)	1:01.91	17.94

Nous remercions nos partenaires:

